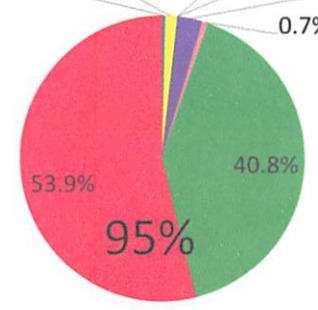
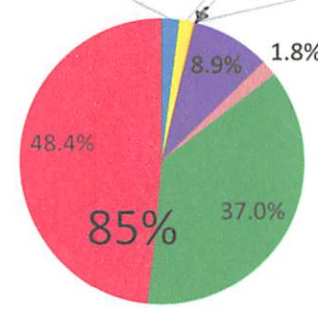


# Kvichak Reporting Stock WASSIP Harvest Rates

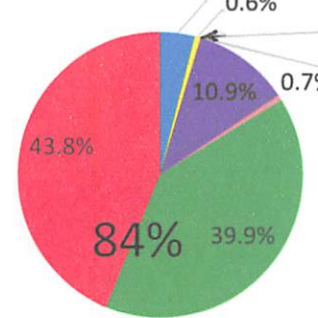
**2006**  
1.3%  
0.4%  
0.0%  
0.1%  
2.8%  
0.7%



**2007**  
2.1%  
0.2%  
1.5%  
0.0%  
8.9%  
1.8%



**2008**  
4.0%  
0.6%  
0.1%  
0.1%  
10.9%  
0.7%



Kvichak Percent escapement of Total Run



Kvichak Reporting Stock harvest rate in Naknek/Kvi district

Percentage is Catch and Escapement returning to NAK/KVI of the Total Run

OPH harvest rate of KVI stock

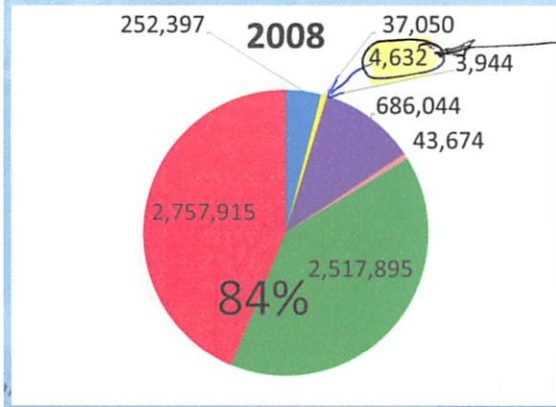
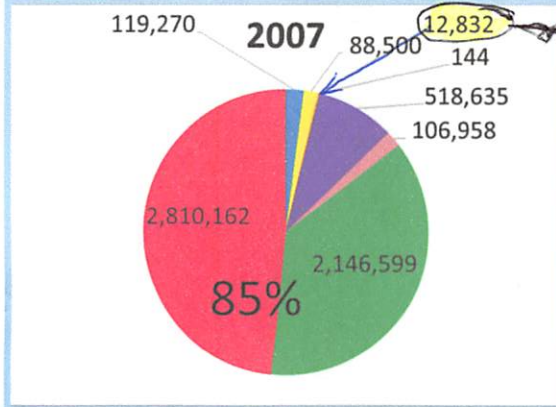
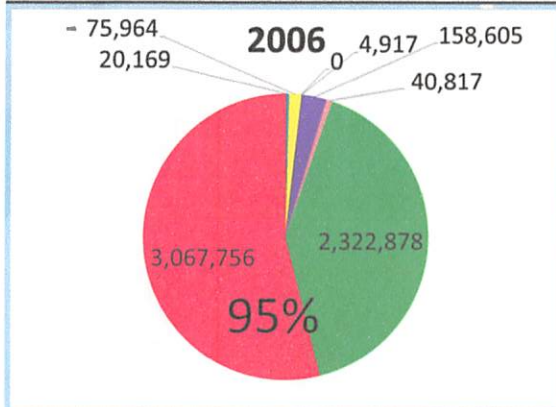
	Median	5%	95%
2007	0.2%	0.1%	0.4%
2008	0.1%	0.0%	0.2%

Tom Wooding  
Source: ADFG WASSIP (median estimates)  
Prepared by CAMF

0 45 90 180



# Kvichak Reporting Stock WASSIP



**Kvichak Escapement**



**Kvichak Reporting Stock harvest  
in Naknek/Kvi district**

Percentage is Catch and  
Escapement returning to  
NAK/KVI of the Total Run

**OPH catch of KVI stock**

	Median	5%	95%CI
2007	12,832	5,295	20,725
2008	4,632	498	11,274

Tom Wooding

Source: ADFG WASSIP (median estimates)

Prepared by CAMF

0 45 90 180