

Alaska Department of Fish and Game  
Division of Wildlife Conservation

Federal Aid in Wildlife Restoration  
Research Progress Report  
1 July 1998- 30 June 1999

## Spruce Beetle Effects on Wildlife

William B Collins  
Deanna Williams  
Todd Trapp



ADF&G

Grant W-27-2  
Study 1.53  
March 2000

SB  
945  
.S69  
C64  
2000

**STATE OF ALASKA**

**Tony Knowles, Governor**

**DEPARTMENT OF FISH AND GAME**

**Frank Rue, Commissioner**

**DIVISION OF WILDLIFE CONSERVATION**

**Wayne L. Regelin, Director**

Persons intending to cite this material should receive permission from the author(s) and/or the Alaska Department of Fish and Game. Because most reports deal with preliminary results of continuing studies, conclusions are tentative and should be identified as such. Please give authors credit.

Free copies of this report and other Division of Wildlife Conservation publications are available to the public. Please direct requests to our publications specialist:

**Mary V Hicks**  
**Publications Specialist II**  
**ADF&G, Wildlife Conservation**  
**P.O. Box 25526**  
**Juneau, AK 99802**  
**(907) 465-4176**

**Mary V Hicks@fishgame.state.ak.us**

The Alaska Department of Fish and Game administers all programs and activities free from discrimination based on race, color, national origin, age, sex, religion, marital status, pregnancy, parenthood, or disability. The department administers all programs and activities in compliance with Title VI of the Civil Rights Act of 1964, Section 504 of the Rehabilitation Act of 1973, Title II of the Americans with Disabilities Act of 1990, the Age Discrimination Act of 1975, and Title IX of the Education Amendments of 1972.

If you believe you have been discriminated against in any program, activity, or facility, or if you want further information please write to ADF&G, P.O. Box 25526, Juneau, AK 99802-5526; U.S. Fish and Wildlife Service, 4040 N. Fairfield Drive, Suite 300, Arlington, VA 22203 or O.E.O., U.S. Department of the Interior, Washington DC 20240.

For information on alternative formats for this and other department publications, please contact the department ADA Coordinator at (voice) 907-465-4120, (TDD) 907-465-3646, or (FAX) 907-465-2440.

## RESEARCH PERFORMANCE REPORT

**STATE:** Alaska

**STUDY NR.:** 1.53

**GRANT:** W-27-2

**STUDY TITLE:** Spruce Beetle Effects on Wildlife

**AUTHORS:** William B. Collins, Deanna Williams, and Todd Trapp

**PERIOD:** 1 July 1998–30 June 1999

### SUMMARY

During 1999 Deanna Williams, a graduate student from Oklahoma State University, wrote a thesis detailing the small mammal portion of this study (Williams 1999). Breeding bird data were entered, and distance analysis was begun. I conducted a literature review of northern owl survey and census methods.

**Key words:** berries, breeding birds, habitat, logging, moose, small mammals, Spruce beetle, vegetation.

## CONTENTS

SUMMARY.....	i
BACKGROUND .....	1
OBJECTIVES.....	3
BREEDING BIRDS .....	3
SMALL MAMMALS .....	3
MOOSE BROWSE.....	3
BERRIES.....	3
STUDY AREA .....	3
METHODS .....	4
BREEDING BIRDS .....	4
SMALL MAMMALS.....	6
MOOSE BROWSE.....	7
BERRIES .....	7
RESULTS AND DISCUSSION .....	7
BREEDING BIRDS.....	7
SMALL MAMMALS.....	7
MOOSE BROWSE.....	8
BERRIES.....	8
RECOMMENDATIONS.....	8
BREEDING BIRDS.....	8
SMALL MAMMALS.....	8
MOOSE BROWSE.....	9
BERRIES.....	9
LITERATURE CITED .....	9
TABLE.....	12
APPENDIX A Literature Review of Survey/census Methods for Northern Owls .....	16
APPENDIX B Chapter abstracts of a thesis (Williams 1999) detailing the small mammal aspects of this study regarding responses of red-backed vole populations to land disturbances and beetle infestation, responses of white spruce vegetation to logging and beetle infestation on the Kenai Peninsula, and habitat factors affecting the northern red-backed vole populations on the Kenai Peninsula .....	21

## BACKGROUND

A current epidemic of spruce bark beetle (*Dendroctonus rufipennis*) has killed white spruce (*Picea glauca*) on more than 2.5 million acres in Alaska. Approximately 500,000 acres of new and ongoing infestation is present on the Kenai Peninsula. This scale of infestation has not occurred in more than 100 years, and the level of salvage logging associated with it is unprecedented. However, the effects of canopy reduction by bark beetles and salvage logging on wildlife are poorly documented.

Spruce beetles primarily attack white spruce by boring through the bark, feeding, and breeding in the phloem. Their entry through the bark introduces a bluestain fungus (*Ceratocystis*) that causes tree mortality. Spruce beetles are endemic in Alaskan forests, preferring windthrown or other recently downed spruce. In the absence of downed spruce, or when weather favors high populations of beetles, the beetles attack old, large-diameter spruce (Holsten 1990). In severe outbreaks, the beetles may move into small-diameter trees when larger trees have been eliminated. In the current epidemic, some areas have lost most spruce larger than 10–15 cm diameter at breast height (dbh).

In response to beetle-killed spruce forests, private landowners and Native corporations in south-central Alaska have developed large-scale salvage logging operations. State and federal agencies are following suit as quickly as legally possible. Under the Timber Salvage Bill passed by Congress in 1995, the U.S. Forest Service and other federal land managers are required to salvage timber.

Beetle infestation and logging potentially affect structure, productivity, and composition of understory plants used by small mammals for food and cover. Beetle infestation, however, is unique from logging disturbances in that (1) large trees in older stands are selectively killed; (2) understory and soil layers are not directly affected by disturbance; (3) plants and nutrient cycling respond slowly; (4) repeated epidemics help maintain a mosaic of uneven-aged stands; and (5) tree mortality is usually moderate with about 50% of the canopy cover altered (Stone and Wolfe 1996). Small mammals can adapt to some short-term environmental modifications (Bourliere 1975). This ability, coupled with these small mammals' sheer numbers and amount of energy they represent in the system, enables small mammals to significantly affect vegetation consumption, forest decomposition, and predator dynamics (Johnson et al. 1990; Stoddart 1979; Maser et al. 1978).

In a Kenai Peninsula small mammal study (1979), Bangs found a single species, the northern red-back vole (*Clethrionomys rutilus*), dominated the small mammal community. However, northern red-backed voles were less abundant on mechanically disturbed sites, as were berries, mosses, lichens, and mushrooms on which voles depend. Additionally, a recent vegetation study on the Kenai Peninsula showed that *D. rufipennis* infestation and fire increased the abundance of bluejoint reedgrass (*Calamagrostis canadensis*) and fireweed (*Epilobium angustifolium*), while many of the northern red-backed voles' primary food species remained the same or slightly decreased in abundance (Holsten et al. 1995).

A decrease in forest overstory increases light and nutrients, making them available to understory plants (Stone and Wolfe 1996, Holsten et al. 1995). An increase in understory vegetation decreases predation on small mammals by decreasing visual detection and providing more opportunities for escape. However, an increase in light to the forest floor, or mechanical disturbance, may decrease the abundance of moss, lichens, and other species used by small mammals for food and thermal cover.

## OBJECTIVES

The interagency Forest Ecology Study Team identified the determination of wildlife effects as first priority before scientifically based management of beetle-impacted forests can be developed. They identified effects of canopy reduction on breeding birds, small mammals, moose browse, and production of berries important to wildlife as priorities for research. Alaska Department of Fish and Game adopted these research priorities for this study:

### BREEDING BIRDS

Determine differences in breeding bird density, composition and diversity between infested, logged, and undisturbed stands.

$H_0$ : Breeding bird densities in beetle-killed, logged, and undisturbed stands are equal.

$H_0$ : Diversity of breeding birds in beetle-killed, logged, and undisturbed stands is equal.

### SMALL MAMMALS

Determine differences in small mammal density, recruitment, or survival between infested, logged, and undisturbed stands.

$H_0$ : Small mammal densities in beetle-killed, logged, and undisturbed stands are equal.

$H_0$ : Small mammal survival in beetle-killed, logged, and undisturbed stands is equal.

$H_0$ : Small mammal recruitment in beetle-killed, logged, and undisturbed stands is equal.

### MOOSE BROWSE

Determine if overstory reduction by beetles or logging reduces productivity of browse species.

$H_0$ : Browse densities in beetle-killed, logged, and undisturbed stands are equal.

$H_0$ : Browse production in beetle-killed, logged, and undisturbed stands is equal.

### BERRIES

$H_0$ : Densities of berry-producing species in beetle-killed stands, logged stands, and undisturbed stands are equal.

$H_0$ : Berry production by species in beetle-killed stands, logged stands, and undisturbed stands is equal.

## STUDY AREA

The study area is the Kenai Lowlands, bounded by Skilak Lake and Swanson River to the north and Kasilof River to the south. We examined effects of overstory reduction by beetles and by

logging on wildlife in 2 upland habitat types within the lowlands—spruce and mixed spruce-hardwood. Spruce stands being studied comprise 90%, or more, white spruce or white spruce/Lutz spruce hybrid. Mixed stands being studied include 40 to 60% spruce; hardwoods-paper birch (*Betula papyrifera*), aspen (*Populus tremuloides*), and black cottonwood (*Populus triohcarpa*) compose the remainder. Observations of infested forest are limited to those stands that experienced canopy mortality by bark beetles 3–5 years before the study began. Observations of logged stands are limited to stands logged 3–5 years before the study in a way most common to private operations on the Kenai Peninsula. Undisturbed stands included in the study are those that have not experienced major disturbance, including fire, for at least a century. All study plots are between 60 and 250 m elevation, located on flat ground or slopes less than 5%, and dominated by trees >100 years old.

## METHODS

### BREEDING BIRDS

In 1998 we conducted forest bird surveys during the breeding season from 26 April to 24 June. This is the period when nearly all breeding for land bird species takes place in Southcoastal Alaska. Surveys were conducted during 4 nonoverlapping periods to distinguish between singing periods for early and late arriving species as follows: 26 April–7 May, 13–21 May, 26 May–6 June, and 11–24 June 1998.

Twenty-two 36-ha breeding bird survey plots (600 m x 600 m) were randomly located within 4 treatments in each of 2 forest types, mixed spruce-deciduous and pure spruce. Treatments were classified on the amount of spruce mortality as (1) none to light (0–10%), (2) moderate (11–40%), and (3) heavy (>40%). A fourth treatment in each forest type was selectively logged stands, presumed to have had heavy spruce mortality prior to logging. Three replicate plots were established for each treatment type, except the moderate and logged mixed forest treatments for which only 2 replicate stands could be found, a total of 22 plots (Table 1). Survey plots for each treatment, both within and between forest types, were matched as closely as possible with respect to slope, aspect, elevation, understory, and stand age, and within habitat composition of stand. Two general age classes of stands are prevalent on the study area. Older mature stands that established in the late 1800s were selected for treatments. Selected mixed forest stands were approximately a 60:40 mix of white spruce (*Picea glauca*) and deciduous, predominantly paper birch (*Betula papyrifera*). Selected spruce stands tended to be greater than 90% white spruce/Lutz spruce (*P. glauca* x *sitchensis*).

Within each survey plot, 9 census stations were systematically located in a 3 x 3 matrix grid. Each station was 200 m from any adjacent station and 100 m from the perimeter of the plot, except for the center station that was 300 m from the plot perimeter. We used aerial photographs to center plots within stands and, to the extent possible, to maintain a minimum buffer of 150 m from ecotones. Birds were surveyed using the variable circular plot method.

We visited plots once each survey period. Observers and starting points were rotated to balance the effects of observer and diurnal variability in detections. Surveys were begun as close to 15 minutes after sunrise as possible and continued until each station had been censused for 8 minutes. Observers recorded the number, behavior (singing, calling, drumming, flying), sex, and

type of detection (aural, visual, or both) of birds of each species and the distance of the bird from the station center when first detected. Birds were recorded within 10-m bands to 100 m and within 25-m bands from 100 m out to an unlimited distance.

We are describing vegetation characteristics relevant to bird habitat according to protocol established by the National Biological Survey's Alaska Neotropical Migratory Bird Project (ANMBP) to enable comparison with data collected by ANMBP in other regions of the state.

Results from plot counts are being analyzed for density of singing males using Program Distance and ANOVA and other nonparametric tests. These data will be incorporated into a regression analysis with vegetation data to develop a model for breeding bird density by species relative to spruce mortality.

Nocturnal owl surveys were conducted from 17 March to 1 May 1998 and again from 1 March to 1 May 1999 when owls were establishing territories and breeding. Using the variable circular plot method, we conducted these surveys independently of point count censuses because owls are not normally active postdawn when censuses were conducted. The owl-breeding season also occurs earlier than that of most other forest bird species, further necessitating a separate sampling effort. Six species of owls are known to breed in Southcoastal Alaska: Great Horned Owl (*Bubo virginianus*), Northern Hawk Owl (*Surnia ulula*), Great Gray Owl (*Strix nebulosa*), Short-eared Owl (*Asio flammeus*), Boreal Owl (*Aegolius funereus*), and Northern Saw-whet Owl (*Aegolius acadicus*). The Snowy Owl (*Nyctea scandiaca*) occurs infrequently in Southcoastal Alaska during the nonbreeding season.

Dual objectives of nocturnal owl surveys were (1) to examine habitat use by forest owls and (2) to test field methods for censusing and monitoring owl populations in Alaska. Four species were targeted by nocturnal surveys: Great Horned, Great Gray, Boreal, and Northern Saw-whet Owl. Snowy and Short-eared Owls inhabit open country and are not effectively sampled by nocturnal roadside surveys. The Northern Hawk Owl is active during twilight and daytime in semi-open country.

Five routes following forest access roads were selected on the study area. Routes were 5 miles (8 km) in length with listening stations every .5 mile (.8 km), totaling 10 stations per route. An attempt was made to maintain the same observer for a route for consistency and to reduce observer variability, assuming these routes may be established for long-term monitoring similar to the North American Breeding Bird Survey. We surveyed routes in opposite order from the previous survey to vary the start times at each station. Each station was censused twice in a given night to adequately census different species that vary in times of peak calling activity. After the first pass through the stations, observers paused 15 minutes, then resampled the stations in reverse order. Census routes were begun at local sunset and continued until completion, usually 4 to 5 hours. Listening at each station was for 8 minutes. Routes were surveyed once a week, weather permitting. Acceptable weather conditions included little or no precipitation and light wind or no wind. We recorded starting time of observation, time period (first 5 minutes or last 3 minutes), distance, and direction to calling owls.



Census routes were established to sample both mixed and spruce forest types at varying levels of spruce bark beetle infestation. The Swan Lake Road route passes through lightly infested mature mixed forest, while the 1200 Road routes are in mixed forest with moderate to heavy infestation and in salvage-logged areas. The East Road route passes through lightly infested spruce forest with some open muskeg. The latter has since been salvage-logged to a large degree. The Oil Well/5000 Road route is bounded by moderately to heavily infested spruce forest with salvage-logged stands on one side and Deep Creek canyon on the other.

### **SMALL MAMMALS**

We used mark-recapture techniques to estimate small mammal population abundance. We obtained temporal, behavioral, or individual heterogeneity in capture probabilities by simultaneously capturing and marking a sufficient number of individuals (Rexstad 1996). This method of capture-recapture will allow survival and recruitment to be evaluated as factors of abundance, which in turn will provide a better predictive population model.

The small mammal trapping design was modified in 1998 to provide better comparisons between stands. Each site was trapped 4 times May through August to include the lowest population level (early spring), reproduction rates, and juvenile survival (early and midsummer), and the population peak (late summer). This schedule also provided data for both endpoints of the intervals being used to estimate survival and abundance (Rexstad 1996).

All small mammal sampling was based on randomly located 90-m square grids having 100 traps systematically spaced at 10-m intervals across the grid. All grids were surrounded by at least a 30-m buffer to control possible edge effects. Since natural phenomena like spruce bark beetle outbreaks cannot be replicated, this study focused on differences between forest stands instead of treatment effect.

Undisturbed, beetle-killed stands (60–90% canopy mortality at least 3 years before the study) and logged stands in the pure spruce habitat type were each sampled with 3 replications. In mixed, we sampled the spruce-deciduous habitat type, 3 logged stands, but only 2 beetle-killed stands because accessible beetle-killed stands were limited. All stands within either habitat type were of the same approximate elevation, aspect, age (established in late 1800s), and understory composition before disturbance.

As dramatic fluctuation in small mammal populations can occur within even a few weeks, all replications within each stand were trapped simultaneously. Stands trapped simultaneously were spruce-control and spruce-logged, spruce-infested and mixed-logged, with mixed-infested trapped separately.

All traps were set and baited with rodent food cubes and bedding the evening of day 0. Each trap was then checked 2 times daily for 5 days. We marked animals by implanting a subcutaneous Passive Integrated Transponder (PIT) tag. The individual PIT code, weight, sex, reproductive status, approximate age, and location of capture were recorded for each animal before release. The PIT code, weight, reproductive status, and location of capture were subsequently recorded for all recaptures. Food and bedding were changed after each capture.

We sampled vegetation with 20 2 x 30-m belt plots on each trap grid. Start points for each plot were systematically located along 4 base transects, evenly distributed across the trapping grid and buffer zone. Direction of belt plot layout was determined by random selection of direction (0–45°) from base transects. We collected vegetation data in July after herbaceous vegetation had matured.

Overstory cover by species in each plot was measured with a single point densiometer at every third meter along the length of each belt plot. Diameter at breast height (dbh) of the first 2 individuals of each tree species in the plots was measured using calipers. Tree density was estimated by counting all trees greater than 2.5 cm dbh. Tree regeneration was estimated by counting all trees and seedlings less than 2.5 cm dbh.

We determined understory groundcover in 0.25-m quadrats, located at random locations within each plot, assigning cover classes 1–6 (Daubenmire 1959) to all species. All berries within each quadrat were counted; all units of large woody debris (logs or slash piles) lying across transects were counted as an index to availability of that form of cover. Moss and litter depths were measured every 3 meters along the length of the belt plots.

#### **MOOSE BROWSE**

We sampled breeding bird and small mammal plots for browse productivity and quality to relate browse characteristics to associated overstory and understory conditions. We are determining stem densities of all browse species greater than 50-cm height by count in 2 x 30-m plots selected as described under “Small Mammals.” Current annual growth (CAG) of all species will be determined by clipping all current annual twigs between 50 and 250-cm height on a stem of each species nearest the 0 and 30-m points on each transect. Number of twigs and their weights and lengths will be recorded from each clipped stem. We will determine crude protein and in vitro digestibility of a subsample of CAG from each site.

#### **BERRIES**

We estimated densities of berry-producing species and berry production important to bears. All berries within each 0.25-m quadrat were counted (See Small Mammals section above.). Stems of berry-producing species taller than 50 cm were counted within 1 x 30-m belts within each plot. The total number of berries was then counted on all stems taller than 50 cm. We determined mean dry weight of berries from each replication.

## **RESULTS AND DISCUSSION**

#### **BREEDING BIRDS**

During this report period all breeding bird data entries have been completed and analysis by the program distance has been initiated. A literature review of northern owl survey and census methods was conducted (Appendix A).

#### **SMALL MAMMALS**

A thesis detailing the small mammal aspects of this study was completed (Williams 1999). See Appendix B for chapter abstracts.

### **MOOSE BROWSE**

Harvested sites scarified during harvest or within the first snow-free period following harvest continued to favor regeneration of hardwoods in the Kenai lowlands.

### **BERRIES**

Berry production variability between belt plots was too great for estimation of production by methods we used.

## **RECOMMENDATIONS**

### **BREEDING BIRDS**

Distance analysis should be completed, and manuscripts detailing conclusions should be prepared for publication.

### **SMALL MAMMALS**

Small mammal (particularly rodent) populations vary from habitat to habitat. Seasonal population patterns emerge as a function of breeding cycles. Yearly cycles are related to changes in weather, resource availability, and pressure from predators. Multiannual cycles may occur due to lagged response to environmental changes or in response to population density (French et al 1975; Smith et al 1975; Flemming 1979; Southern 1979; Batzli 1991).

In Alaska, several small mammal studies have found what appears to be a 3-year cycle for most arvicolines, northern red-backed voles in particular. Populations reach a peak, crash, and begin to rise again. Theories on the cause of the cycle are inconclusive and range from food shortage and overpopulation to snowless winters that prevent the animals from building tunnels to food caches (West 1979; Furtsch 1995; Staples 1995; Rexstad 1996).

Recent burns and logged areas are considered habitat sinks for many small mammals. These sinks provide an important dispersal area for juvenile or less dominant animals when densities in optimum habitat become too high (Sullivan 1979). The order in which optimal and suboptimal habitats are filled and abandoned may provide important clues to understanding the effects of management actions on relations between small mammals and their habitat (Krohn 1992).

We recommend that beginning in a yearlong effort of trapping, a 7-day interval every 3 months be implemented. Population data from all seasons will help determine survival rates and whether each treatment is providing a habitat sink, or source, for small mammals. Having yearlong small mammal population data would also be an important base for extending research from arvicolines to other mammals, such as hares (*Lepus americanus*), porcupines (*Erethizon dorsatum*), and predators such as birds of prey, weasels, coyotes (*Canis latrans*), fox (*Vulpes vulpes*), and lynx (*Felis lynx*).

## **MOOSE BROWSE**

Harvested sites should be scarified during harvest or within the first snow-free period following harvest to favor regeneration of hardwoods, and Aspen and cottonwood should be felled in conjunction with spruce harvest to stimulate suckering (Collins and Schwartz 1998).

## **BERRIES**

We believe it is beyond the scope of this study to accurately assess the berry resource relative to wildlife, given the degree of variability we have observed. We recommend a more extensive sampling scheme that incorporates transects of sufficient length to reduce sample variability. Such sampling is not compatible with our other vegetation sampling procedures and will require unique effort.

## **LITERATURE CITED**

- BANGS, E.E. 1979. The effects of tree crushing on small mammal populations in southcentral Alaska. M.S. Thesis, Univ. of Nevada-Reno. 80pp.
- BATZLI, G.O., 1991. Dynamics of small mammal populations: a review. Pages 831–885 *in* D.R. MCCULLOUGH AND R.H. BARRETT., eds. *Wildlife 2001: populations*. Elsevier Applied Science, London.
- BOURLIERE, F., 1975. Mammals, small and large: the ecological implications of size. Pages 1–9 *in* F.B. Golley, K. Petrusewicz, and L. Ryszkowski, eds. *Small mammals: their productivity and population dynamics*. Cambridge University Press, London.
- COLLINS, W. B., AND C. C. SCHWARTZ. 1998. Logging in Alaska's boreal forest: creation of grasslands or enhancement of moose habitat. *Alces* 34(2):1–20.
- DAUBENMIRE, R. 1959. A canopy-coverage method of vegetational analysis. *Northwest Sci.* 33:43–64.
- EHRlich, P. R., D. S. Dobkin, and D. Wheye. 1988. *The birder's handbook: a field guide to the natural history of North American Birds*. Simon and Schuster Inc. 785 pp.
- ELowe, D. E. 1987. Factors affecting black bear reproductive success and cub survival in Massachusetts. Ph. D. Thesis, Univ. Massachusetts, Amherst. 71 pp.
- FLEMMING, T.H., 1979. Life-history strategies. Pages 1–5 *in* D.M. Stoddart. *Ecology of small mammals*. Elsevier Science Publishers Ltd., London.
- FRENCH, N.R., D.M. STODDARD AND B. BOBEK, 1975. Patterns of demography in small mammal populations. Pages 73–102 *in* F.B. Golley, K. Petrusewicz, and L. Ryszkowski, eds. *Small mammals: their productivity and population dynamics*. Cambridge University Press, London.

- FURTSCH, P.R. Techniques for monitoring density and correlates of interannual variation for northern red-backed voles (*C. rutilus*) in Denali National Park and Preserve, Alaska. M.S. Thesis Univ. of Alaska-Fairbanks, Fairbanks, AK. 131pp.
- HOLSTEN, E.H., R.W. THIER, AND J.M. SCHMID. 1991. The spruce beetle. U.S. Dep. Agric. For. Ser. For. Insect Dis. Leaflet 127.
- , R. A. WERNER, AND R. L. DEVELICE. 1995. Effects of a spruce beetle (*Coleoptera:Scolytidae*) outbreak and fire on Lutz spruce in Alaska. *Environ. Entomol.* 24:1539–1547.
- JOHNSON, W.N., T.F. PARAGI AND D.D. KATNIK. 1990. The relationship of wildland fire to lynx, and marten populations and habitat in Interior Alaska. U.S. Fish and Wildlife Service, Koyukuk/Nowitna Refuge Complex.
- KROHN, W.B., 1992. Sequence of habitat occupancy and abandonment: potential standards for testing habitat models. *Wildlife Society Bulletin* 20: 441–444.
- MASER, C., J.M. TRAPPE, AND R.A. NUSSBAUM. 1978. Fungal small mammal interrelationships with emphasis on Oregon Coniferous Forest. *Ecology* 59(4): 700–809.
- REXSTAD, E. 1996. Small mammal sampling protocol for long-term ecological monitoring program Denali National Park and Preserve. Handbook. 32 pp.
- ROGERS, L. L. 1987. Effects of food supply and kinship and social behavior, movements, and population growth of black bears in northeastern Minnesota. *Wildl. Monogr.* 97. 72 pp.
- SAS INSTITUTE INC. 1985. SAS user's guide: statistics. Version 5ed. SAS Institute Inc., Cary NC, 986pp.
- SCHWARTZ C. C., AND A. W. FRANZMANN. 1991. Interrelationship of black bears to moose and forest succession in the northern coniferous forest. *Wildl. Monogr.* 113. 58 p.
- SMITH, M.H., R.H. GARDNER, J.B. GENTRY, D.W. KAUFMAN AND M.H. O'FARRELL, 1975. Density estimations of small mammal populations. Pages 25–54 in F.B. Golley, K. Petrusewicz, and L. Ryszkowski, eds. *Small mammals: their productivity and population dynamics*. Cambridge University Press, London.
- SOUTHERN, H.N., 1979. The stability and instability of small mammal populations. Pages 103–137 in D.M. Stoddart. *Ecology of small mammals*. Elsevier Science Publishers Ltd., London.
- STAPLES, W.R. 1995. Lynx and coyote diet and habitat relationships during a low hare population on the Kenai Peninsula, Alaska. M.S. Thesis. Univ. of Alaska-Fairbanks, Fairbanks, AK. 152pp.

- STODDART, D.M., 1979. Ecology of small mammals. Elsevier Science Publishers Ltd., London. Chapters 1-4.
- STONE, W.E., AND M.L. WOLFE. 1996. Response of understory vegetation to variable tree mortality following a mountain pine beetle epidemic in lodgepole pine stands in northern Utah. *Vegetatio* 122:1-12.
- SULLIVAN, T.P., 1979. Demography of populations of deer mice in coastal forest and clearcut (logged) habitats. Page 160 in J.F., Fox. Post-fire succession of small mammal and bird communities. Pages 155-180 in R.W. Wein and D.A. Maclean, eds. The role of fire in northern circumpolar ecosystems. John Wiley and Sons, New York.
- USFS, 1997. Spruce beetle facts. USFS Alaska Region, State and Private Forestry. Forest Health Protection. January.
- WEST, S.D. 1979. Habitat Responses of microtine rodents to central Alaskan forest succession. PhD. Univ. of Calif. Berkeley. 115pp.
- Williams, D. 1999. Response of small mammal populations to spruce bark beetle infestation and logging on the Kenai Peninsula, Alaska. M.S. Thesis. Oklahoma State University. 83 p.


**PREPARED BY:**

William B. Collins  
Deanna Williams  
Todd Trapp

**SUBMITTED BY:**

William B. Collins  
Wildlife Biologist III

**APPROVED BY:**

  
Wayne L. Regelin, Director  
Division of Wildlife Conservation


  
Steven R Peterson, Senior Staff Biologist  
Division of Wildlife Conservation

Table 1 Breeding bird survey plots, 1997

Habitat Type	Plot Number	1997 Plot Number	Township	Range	Section	Name	Access	Ownership <sup>1</sup>	Year Logged
Mixed-Light	1	5	T.7N.	R.8W.	6	Lake Sabaka	Swan Lake Road	KENWR	
Mixed-Light	2	6	T.7N.	R.8W.	8	Waterfowl Lake	Swan Lake Road	KENWR	
Mixed-Light	3		T.7N.	R.9W.	1	Cashka Lake	Swan Lake Road	KENWR	
Mixed-Moderate	4		T.1S.	R.14W.	36	Lower Ninilchik River 1	Brody Road	CIRI	
Mixed-Moderate	5		T.1S.	R.14W.	36	Lower Ninilchik River 2	Brody Road	CIRI	
Mixed-Moderate <sup>2</sup>	6								
Mixed-Heavy	7		T.2N.	R.12W.	32,33	Clam Gulch	Sterling Highway	NNAI/State/UA	
Mixed-Heavy	8		T.1N.	R.11W.	4	Border Lake 1	Falls Creek Road/Border Lake Trail	CIRI	

Table 1 Continued

Habitat Type	Plot Number	1997 Plot Number	Township	Range	Section	Name	Access	Ownership <sup>1</sup>	Year Logged
Mixed-Heavy	9		T.2N.	R.11W.	32	Border Lake 2	Falls Creek Road/Border Lake Trail	CIRI	
Mixed-Heavy	Alternate	1	T.1N.	R.12W.	32	Ninilchik River	1200 Road/Small Lakes Tract	CIRI	
Mixed-Heavy	Abandoned	2	T.1S.	R.12W.	6	Ninilchik River Bend	1200 Road/Small Lakes Tract	State	
Mixed-Logged	10	4	T.1N.	R.12W.	3	Swan Lake	Falls Creek Road	CIRI	1993
Mixed-Logged <sup>2</sup>	11	3	T.2N.	R.12W.	36	Crooked Creek	Falls Creek Road	CIRI	1993
Mixed-Logged	12		T.1N.	R.12W.	11	Upper Ninilchik River	Falls Creek Road	CIRI	1993
Spruce-Light	13	13	T.3S.	R.14W.	12,13	Stariski Creek	7000 Road	Borough Selection	
Spruce-Light	14		T.3S.	R.14W.	9,16	Happy Valley	Happy Valley Road	CIRI/Private	
Spruce-Light	15		T.3S.	R.14W.	2,3	East Road	East Road	Borough Selection/Borough	



Table 1 Continued

Habitat Type	Plot Number	1997 Plot Number	Township	Range	Section	Name	Access	Ownership <sup>1</sup>	Year Logged
Spruce-Light	Abandoned	15	T.7N.	R.8/9W.	7,18/12, 13	Dolly Varden Lake	Swanson River Road	KENWR	
Spruce-Moderate	16		T.3S.	R.14W.	2,11	Happy Creek	7000 Road	Borough Selection	
Spruce-Moderate	17		T.2S.	R.14W.	16	Anderson Hill	Sterling Highway	CIRI/State	
Spruce-Moderate	18		T.2S.	R.14W.	14,15	Clam Creek	Deep Creek Farm Road	UA/CIRI	
Spruce-Heavy	19	8	T.1S.	R.11W.	20	Falls Creek Trail	1200 Road	State	
Spruce-Heavy	20	7	T.1S.	R.11W.	1,12	KENWR/Crooked Creek	1200 Road	KENWR	
Spruce-Heavy	21		T.2S.	R.11/12 W.	30/25	Deep Creek Dome	Oil Well Road/5000 Road	CIRI/State	
Spruce-Logged	22		T.3S.	R.14W.	25	Chakok River East	7000 Road	NNAI	1994

Table 1 Continued

Habitat Type	Plot Number	1997 Plot Number	Township	Range	Section	Name	Access	Ownership <sup>1</sup>	Year Logged
Spruce-Logged	23		T.3S.	R.14W.	22,23,26,27	Chakok River West	7000 Road	NNAI	1993
Spruce-Logged	24		T.2S.	R.11W.	18,19	North Fork Deep Creek	Oil Well Road/5000 Road	CIRI/State	1994

<sup>1</sup>Borough =

Kenai Borough

Borough Selection = Kenai Borough Selection Patent Pending

CIRI = Cook Inlet Region, Incorporated

KENWR = Kenai National Wildlife Refuge

NNAI = Nimiichik Native Association, Incorporated

P = Private

State = State of Alaska

UA = University of Alaska

<sup>2</sup>Plot was either not selected or surveyed

## Appendix A

### Literature Review of Survey/census Methods for Northern Owls

#### Short-eared Owl (*Asio flammeus*)

- Anhou, Y. 1988. Preliminary study of the overwintering ecology of Short-eared Owl. J. Ecol. (China). 7(4):57–58. In Chinese with English summ.
- Clark, R.J. 1970. A field study of the Short-eared Owl, (*Asio flammeus*), Pontoppidan, in North America. Ph.D. thesis. Cornell Univ. 209p.
- Clark, R.J. 1975. A field study of the Short-eared Owl, *Asio flammeus* Pontoppidan, in North America. Wildl. Mono. 47:1–67.
- Erkinaro, E. 1973. Structure of the diel activity period in Tengmalm's Owl, *Aegolius funereus*, and the Short-eared Owl, *Asio flammeus*, and its seasonal changes. Aquilo Ser. Zool. 14:59–67.
- Holt, D.W. 1992. Notes on Short-eared Owl, *Asio flammeus*, nest sites, reproduction, and territory sizes in coastal Massachusetts. Can. Field-Nat. 106(3):352–356.
- Holt, D.W. and S.M. Leasure. 1993. Short-eared Owl. Birds N. Am. 62:1–24.
- Kantrud, H.A. and K.F. Higgins. 1992. Nest and nest site characteristics of some ground-nesting, non-passerine birds of northern grasslands. Prairie Naturalist. 24(2):67–84.
- Shaw, G. 1995. Habitat selection by Short-eared Owls *Asio flammeus* in young coniferous forests. Bird Study. 42(2):158–164.
- Volkov, A.E. 1991. To the breeding biology of the Ural Owl (*Strix uralensis*), the Short-eared Owl (*Asio flammeus*) and the Goshawk (*Accipiter gentilis*) in Irkutsk region. Ornitologiya. 25:181–182. In Russian.

#### Great Horned Owl (*Bubo virginianus*)

- Springer, M.A. 1978. Foot surveys versus owl calling surveys: a comparative study of two Great Horned Owl censusing techniques. Inland Bird-Banding News. 50:83–93.

#### Great Gray Owl (*Strix nebulosa*)

- Bull, E.L. and J.R. Duncan. 1993. Great Gray Owl. Birds N. Am. 41:1–16.
- Osborne, T.O. 1987. Biology of the Great Gray Owl in Interior Alaska. Pages 91–95 in R.W. Nero, R.J. Clark, R.J. Knapton and R.H. Hamre [EDS.], Biology and conservation of

northern forest owls: symposium proceedings. USDA For. Serv. Gen. Tech. Rep. RM-142.

Winter, J. 1985. Great Gray Owl survey, 1984. California Dept. of Fish and Game. 32 p.

Snowy Owl (*Nyctea scandiaca*)

Boxall, P.C. 1989. Time budgets and activity of wintering Snowy Owls. J. Field Ornithol. 60(1): 20-29.

Boxall, P.C. and M.R. Lein. 1982. Possible courtship behavior by Snowy Owls in winter. Wilson Bull. 94(1):79-81.

Boxall, P.C. and M.R. Lein. 1982. Territoriality and habitat selection of female Snowy Owls (*Nyctea Scandiaca*) in winter. Can. J. Zool. 60(10):2344-2350.

Evans, D.L. 1980. Vocalizations and territorial behavior of wintering Snowy Owls. Am. Birds. 34(5):748-749.

Parmelee, D.F. 1992. Snowy Owl. Birds N. Am. 10:1-20.

Northern Saw-whet Owl (*Aegolius acadicus*)

Clark, K.A. and S.H. Anderson. 1997. Temporal, climatic and lunar factors affecting owl volcalizations of western Wyoming. J. Raptor Res. 31(4):358-363.

Cannings, R.J. Northern Saw-whet Owl. Birds N. Am. 42:1-20.

Cannings, R.J. 1987. The breeding biology of Northern Saw-whet Owls in southern British Columbia. Pages 193-198 in R.W. Nero, R.J. Clark, R.J. Knapton and R.H. Hamre [EDS.], Biology and conservation of northern forest owls: symposium proceedings. USDA For. Serv. Gen. Tech. Rep. RM-142.

Lane, B. and S McKeown. 1991. Physical interaction between a male Boreal Owl and male Northern Saw-whet Owl. Loon. 63(1):74-75.

Otter, K. 1996. Individual variation in the advertising call of male Northern Saw-whet Owls. J. Field Ornithol. 67(3):398-405.

Palmer, D.A. 1987. Annual, seasonal, and nightly variation in calling activity of Boreal and Northern Saw-whet Owls. Pages 162-168 in R.W. Nero, R.J. Clark, R.J. Knapton and R.H. Hamre [EDS.], Biology and conservation of northern forest owls: symposium proceedings. USDA For. Serv. Gen. Tech. Rep. RM-142.

Palmer, D.A. 1986. Habitat selection, movements and activity of Boreal and Saw-whet Owls. M.S. thesis, Colo. State Univ. Abstract only. From J. Raptor Res. 21(1):45. 1987.

Sheperd, D. 1995. Tape Luring Saw-whet Owls. Ontario Bird Banding Assoc. Newsl. 40(1):5-6.

Swengel, A.B. and S.R. Swengel. 1995. Possible four-year cycle in amount of calling by Northern Saw-whet Owls. Passenger Pigeon. 57(3):149-155.

Swengel, A.B. 1987. Detecting Northern Saw-whet Owls (*Aegolius acadicus*). Passenger Pigeon. 49 (3):121-126.

Swengel, A.B. and S.R. Swengel. 1986. An auditory census of Northern Saw-whet Owls (*Aegolius acadicus*) in Sauk County, Wisconsin. Passenger Pigeon. 48(3):119-121.

Winters, C.L. 1995. Northern Saw-whet Owl sightings in New Castle County. Delmarva Ornithol. 27:3-5.

#### Northern Hawk Owl (*Surnia ulula*)

Jones, E.T. 1987. Observations of the Northern Hawk Owl in Alberta. Pages 149-151 in R.W. Nero, R.J. Clark, R.J. Knapton and R.H. Hamre [EDS.], Biology and conservation of northern forest owls: symposium proceedings. USDA For. Serv. Gen. Tech. Rep. RM-142.

Kertell, K. 1986. Reproductive biology of Northern Hawk-Owls in Denali National Park, Alaska. Raptor Res. 20(3-4):91-101.

Meehan, R.H. and R.J. Ritchie. 1982. Habitat requirements of Boreal and Hawk Owls in interior Alaska. U.S. Fish Wildl. Serv. FWS/AK/PROC-82. p. 188-196.

#### Boreal Owl (*Aegolius funereus*)

Bondrup-Nielsen, S. 1984. Vocalizations of the Boreal Owl, *Aegolius funereus richardsoni*, in North America. Can. Field-Nat. 98(2):191-197.

Cannings, R. 1986. Searching for Boreal Owls in the Okanagan. Discovery (Vancouver Nat. Hist. Soc.). 15(1):19-20.

Clark, K.A. and S.H. Anderson. 1997. Temporal, climatic and lunar factors affecting owl vocalizations of western Wyoming. J. Raptor Res. 31(4):358-363.

Hayward, G.D. and P.H. Hayward. 1993. Boreal Owl. Birds N. Am. 63:1-20.

Hayward, G.D., P.H. Hayward, and E.O. Garton. 1993. Ecology of Boreal Owls in the northern Rocky Mountains, USA. Wildl. Monogr. No. 124. 59p.

- Hayward, G.D., P.K. Steinhorst, P.H. Hayward. 1991. Monitoring boreal owl populations with nest boxes: sample size and cost. *J. Wildl. Manage.* 56:776-784.
- Herren, V., S.H. Anderson, and L.F. Ruggiero. 1996. Boreal Owl mating habitat in the northwestern United States. *J. Raptor Res.* 30(3):123-129.
- Lane, W.H. 1988. 1988 Boreal Owl survey in Cook County. *Loon.* 60(3):99-104.
- Lane, B. and S McKeown. 1991. Physical interaction between a male Boreal Owl and male Northern Saw-whet Owl. *Loon.* 63(1):74-75.
- Listen, T.M. 1995. The north woods in winter: seeking the Boreal Owl. *Bird Watcher's Digest.* 17(3):51-55.
- Meehan, R.H. and R.J. Ritchie. 1982. Habitat requirements of Boreal and Hawk Owls in interior Alaska. U.S. Fish Wildl. Serv. FWS/AK/PROC-82. p. 188-196.
- Palmer, D.A. and J.J. Rawinski. 1988. A technique for locating Boreal Owls in the fall in the Rocky Mountains. *Oreg. Birds.* 14 (1):23-26.
- , 1986. A technique for locating Boreal Owls in the fall in the Rocky Mountains. *Colo. Field Ornithol. J.* 20(2):38-41.
- Palmer, D.A. 1987. Annual, seasonal, and nightly variation in calling activity of Boreal and Northern Saw-whet Owls. Pages 162-168 in R.W. Nero, R.J. Clark, R.J. Knapton and R.H. Hamre [EDS.], *Biology and conservation of northern forest owls: symposium proceedings.* USDA For. Serv. Gen. Tech. Rep. RM-142.
- Palmer, D.A. 1986. Habitat selection, movements and activity of Boreal and Saw-whet Owls. M.S. thesis, Colo. State Univ. Abstract only. From *J. Raptor Res.* 21(1):45. 1987.

#### Owl Census/Survey Methods

- Clark, K.A. and S.H. Anderson. 1997. Temporal, climatic and lunar factors affecting owl vocalizations of western Wyoming. *J. Raptor Res.* 31(4):358-363.
- MacKenzie, H. 1985. B.C. Spotted Owl Survey, 1985. *Discovery (Vancouver Nat. Hist. Soc.).* 14(4):119-120.
- Mosher, J.A. and M.R. Fuller. 1996. Surveying woodland hawks with broadcasts of Great Horned Owl vocalizations. *Wildl. Soc. Bull.* 24(3):531-536.

Smith, D.G. 1987. Owl Census Tehniques. Pages 304-307 *in* R.W. Nero, R.J. Clark, R.J. Knapton and R.H. Hamre [EDS.], Biology and conservation of northern forest owls: symposium proceedings. USDA For. Serv. Gen. Tech. Rep. RM-142.

Owls: General

Johnsgard, P.A. 1988. North American owls. Smithsonian Institution Press, Washington, DC U.S.A.

Hamre [EDS.], Biology and conservation of northern forest owls: symposium proceedings. USDA For. Serv. Gen. Tech. Rep. RM-142.

Hayward, G.D. and E.O. Garton. 1988. Resource partitioning amoung forest owls in the River of No Return Wilderness, Idaho. *Oecologia*. 75:253-265.

Holt, D.W. and J.M. Hillis. 1987. Current status and habitat associations of forest owls in western Montana. Pages 281-288 *in* R.W. Nero, R.J. Clark, R.J. Knapton and R.H.

## Appendix B

### Response of *Clethrionomys rutilus* Populations to

#### Disturbance on the Kenai Peninsula, Alaska

**Abstract:** We examined differences between populations of northern red-backed voles (*Clethrionomys rutilus*) in unlogged, logged, and spruce bark beetle (*Dendroctonus rufipennis* Kirby) infested forests in pure white spruce (*Picea glauca*) habitat, and logged and spruce bark beetle infested forests in mixed hardwood-white spruce habitat. Small mammals were livetrapped in each habitat type four times between May and August 1998 to estimate population abundance, survivability, and recruitment. Capture rates of northern red-backed voles differed among habitat types, treatments, and trapping sessions. Numbers of reproducing females and juvenile-adult ratios were also different among habitats, treatments, and trapping sessions. Populations of red-backed voles in all areas were similar in sex composition. Our results suggest that within the pure white spruce habitat, spruce bark beetle infestations positively influence red-backed vole numbers, while logging has a negative effect. However, within the mixed hardwood-white spruce habitat type, neither logging nor spruce bark beetle infestation impacted red-backed vole population dynamics.

### Response of White Spruce Forest Vegetation to

#### Logging and Spruce Bark Beetle Infestation

#### On the Kenai Peninsula, Alaska

**Abstract:** Spruce forests on the Kenai Peninsula are currently experiencing high rates of canopy tree mortality from a large-scale insect infestation. Intensive logging efforts have followed the path of the infestation in an attempt to reduce the risk of wildfires and salvage timber value. Our objectives in this study were to assess the impact of spruce bark beetle (*Dendroctonus rufipennis* Kirby) infestation and logging on vegetation and wildlife habitat. Plot locations corresponded to two habitat types: pure white spruce (*Picea glauca*) and mixed white spruce-deciduous (i.e. *Betula papyrifera*). Vegetation measurements included canopy tree composition and density, understory shrubs, and understory herbaceous species. The mixed white spruce-deciduous habitat retained a higher percentage of overstory canopy cover following logging and beetle infestation and had a more uniform composition of shrub species than the pure spruce habitat. Logging in both habitat types produced dense stands of bluejoint reedgrass (*Calamagrostis canadensis*) and a reduction in the abundance of many shrub and herbaceous understory species.

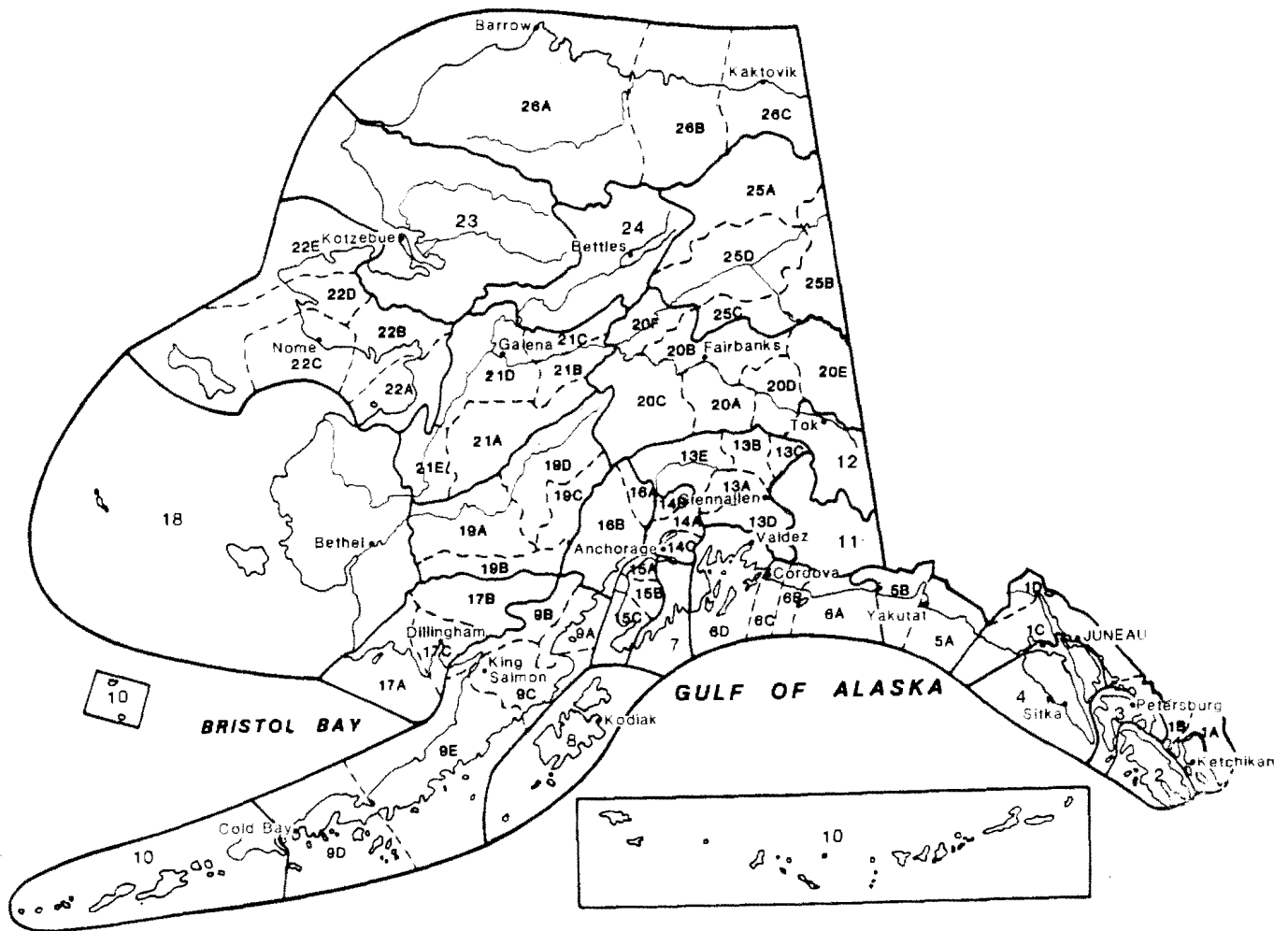


## **Habitat Factors Affecting Northern Red-backed Vole (*Clethrionomys rutilus*)**


### **Populations on the Kenai Peninsula, Alaska**

**Abstract:** We examined differences between populations of northern red-backed voles (*Clethrionomys rutilus*) in unlogged, logged, and spruce bark beetle (*Dendroctonus rufipennis* Kirby) infested forests in pure white spruce (*Picea glauca*) habitat, and logged and spruce bark beetle infested forests in mixed hardwood-white spruce habitat. Small mammals were livetrapped on each habitat type and forest treatment 4 times between May and August 1998 to estimate relative population abundance. Capture rates differed significantly among habitats, forest treatments, and trapping sessions. Numbers of reproducing females were also significantly different among habitats, forest treatments, and trapping sessions. Relative abundance was negatively correlated to bluejoint reedgrass (*Calamagrostis canadensis*), while number of reproductive females showed a positive relationship with moss abundance. Relative abundance and numbers of reproducing females were positively correlated with berry abundance.

# Alaska's Game Management Units



The Federal Aid in Wildlife Restoration Program consists of funds from a 10% to 11% manufacturer's excise tax collected from the sales of handguns, sporting rifles, shotguns, ammunition, and archery equipment. The Federal Aid program allots funds back to states through a formula based on each state's geographic area and number of paid hunting license holders. Alaska receives a maximum 5% of revenues collected each year. The Alaska Department of Fish and Game uses federal aid funds to help restore, conserve, and manage wild birds and mammals to benefit the public. These funds are also used to educate hunters to develop the skills, knowledge, and attitudes for responsible hunting. Seventy-five percent of the funds for this report are from Federal Aid.



ADF&G