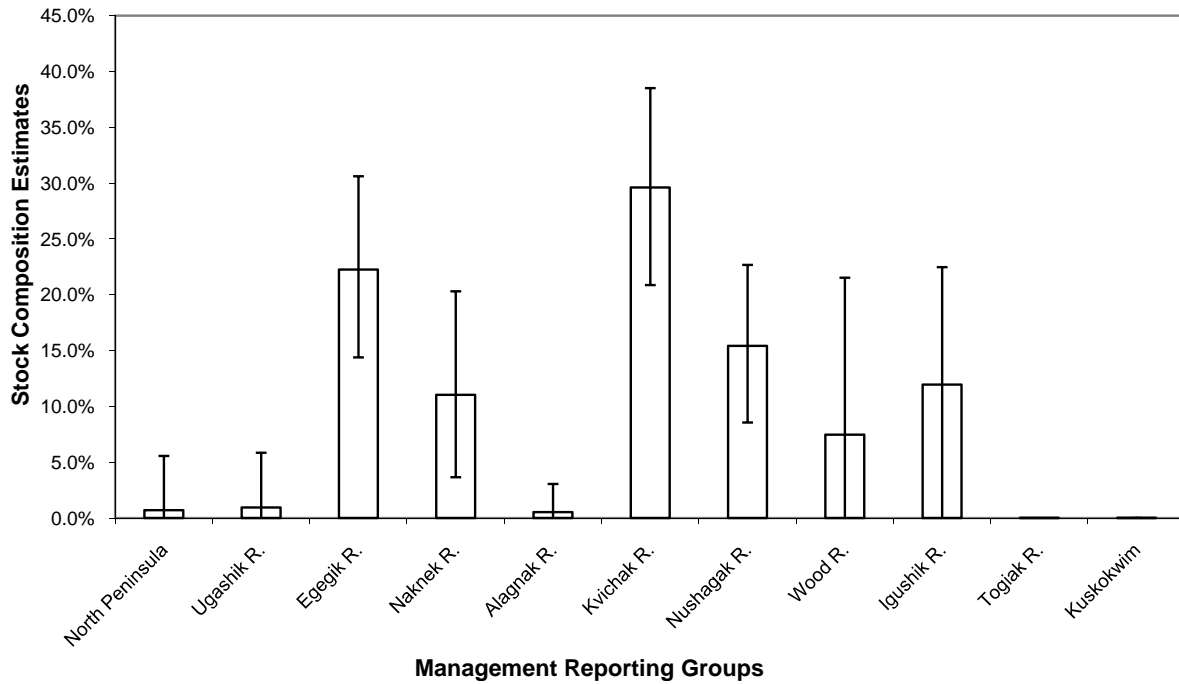


Bristol Bay Salmon Fishery Port Moller Sockeye Salmon Stock Composition Summary June 23-24, 2010 - All Stations

Genetic stock composition estimates for sockeye salmon from the Port Moller Test Fishery for June 23-24, 2010. A total of 468 fish were sampled and 190 were analyzed (189 had adequate data to include in the genetic analysis).

Management Reporting Group	Stock Composition	90% Confidence Intervals	
	Estimate	Lower	Upper
North Peninsula	0.7%	0.0%	5.6%
Ugashik R.	0.9%	0.0%	5.9%
Egegik R.	22.3%	14.4%	30.6%
Naknek R.	11.0%	3.7%	20.3%
Alagnak R.	0.5%	0.0%	3.1%
Kvichak R.	29.6%	20.9%	38.5%
Nushagak R.	15.4%	8.6%	22.7%
Wood R.	7.5%	0.0%	21.5%
Igushik R.	12.0%	0.0%	22.5%
Togiak R.	0.0%	0.0%	0.0%
Kuskokwim	0.0%	0.0%	0.0%

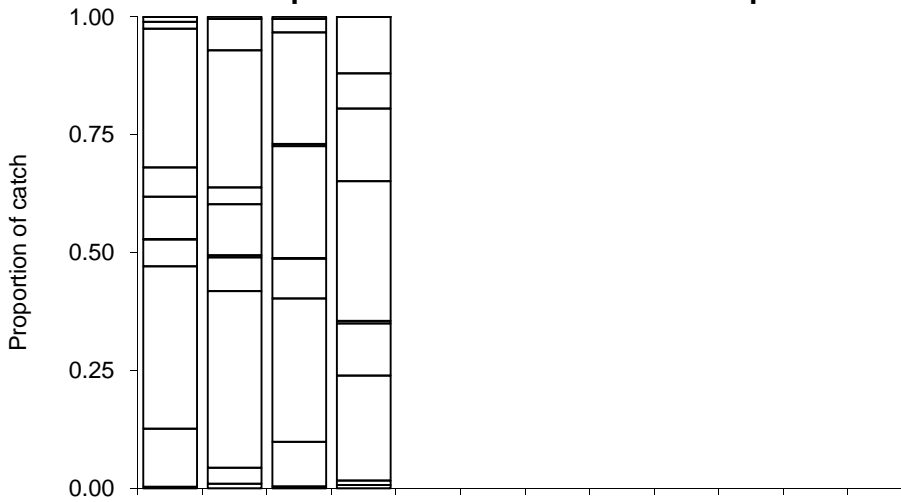
Genetic Stock Composition Estimates for Sockeye Salmon at the Port Moller Test Fishery, June 23-24, 2010 (All Stations).



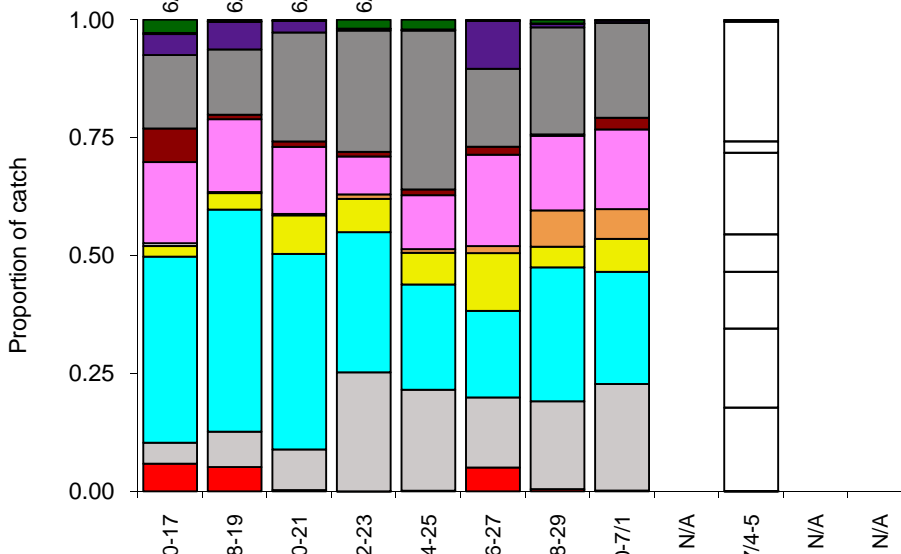
The genetic analysis was completed by the Alaska Department of Fish and Game, Division of Commercial Fisheries, Gene Conservation Laboratory.

Historical Comparison of Stock Composition Estimates

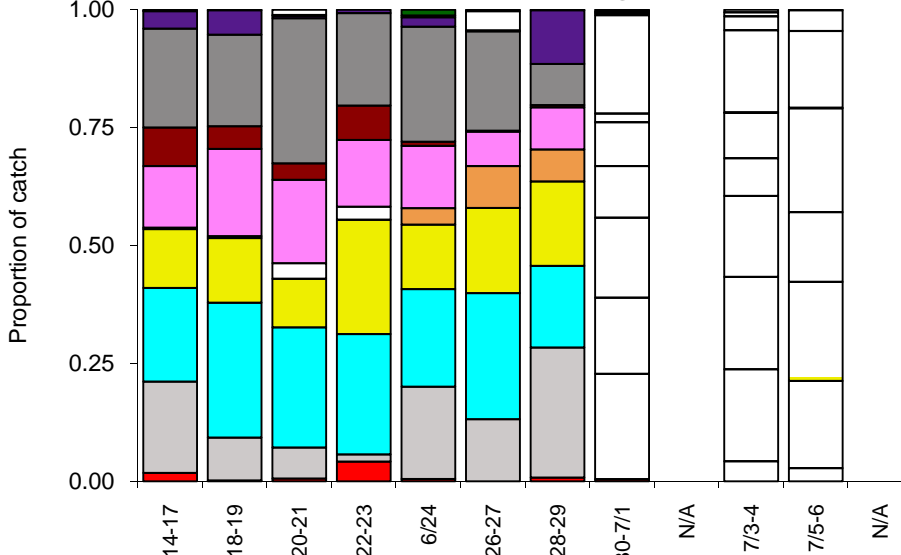
2010



2009

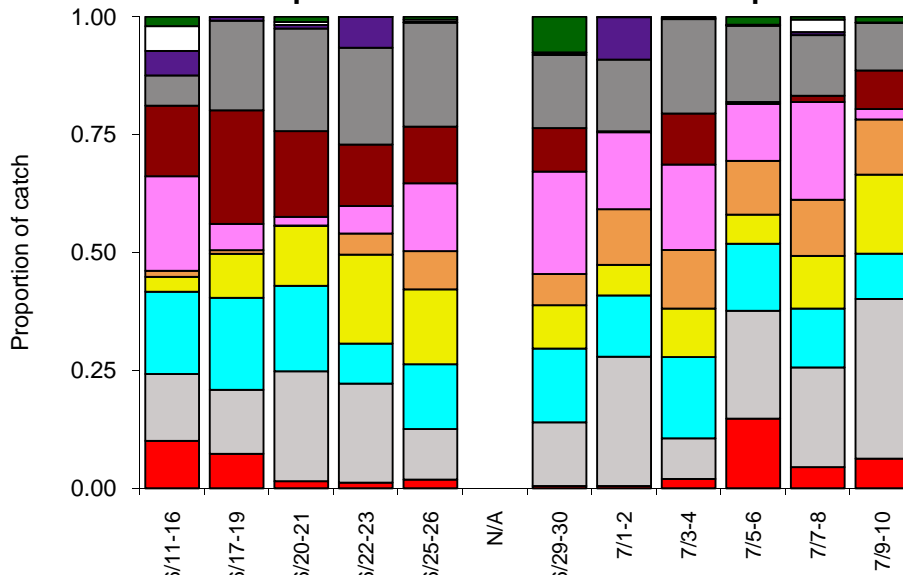


2008



Historical Comparison of Stock Composition Estimates

2007



2006

