

2025 ANNUAL MANAGEMENT PLAN

Southern Southeast Regional Aquaculture Association (SSRAA)

This Annual Management Plan (AMP) is prepared to fulfill the requirements of 5 AAC 40.840. This plan is prepared to guide hatchery operations in accordance with the hatchery permit. The plan must be developed with consideration of the hatchery's production cycle and must organize and guide the hatchery's operations regarding broodstock goals, broodstock management, and harvest management of hatchery-produced salmon. The production cycle begins with adult returns, that lead to egg takes and end with fish releases. Action may be taken outside of the management plan if allowed under the hatchery permit or modified by emergency order. Inseason assessments and project alterations by the Southern Southeast Regional Aquaculture Association (SSRAA) or Alaska Department of Fish and Game (ADF&G or department) may result in changes to this AMP in order to reach or maintain program objectives. SSRAA will notify the ADF&G private nonprofit (PNP) hatchery program coordinator in a timely manner of any departure from the AMP. The ADF&G PNP coordinator will advise as to whether an amendment, exception report, or other action is warranted. No variation or deviation will be implemented until an AMP amendment has been approved or waived by both the department and SSRAA. This policy applies to all hatchery operations covered under the AMP.

Table of contents	Page
1.0 EXECUTIVE SUMMARY	3
1.1 <i>Background</i>	3
1.2 <i>New this year (production, harvest management, culture techniques, etc.)</i>	4
1.3 <i>New permits or permit amendments needed this year</i>	5
1.4 <i>Expected returns</i>	5
1.5 <i>Production Summary</i>	6
1.6 <i>Egg takes</i>	7
1.7 <i>Current Permitting</i>	7
2.0 FALL COHO SALMON: WLH AND NBH	8
2.1.1 <i>Whitman Lake Hatchery program details</i>	8
2.1.2 <i>Nakat Inlet coho salmon program details</i>	8
2.1.3 <i>Anita Bay coho salmon program details</i>	8
2.1.4 <i>Neets Bay Hatchery coho salmon program details</i>	9
3.0 SUMMER CHINOOK SALMON: WLH, CLH, AND DMH	12
3.1.1 <i>Whitman Lake Hatchery summer Chinook salmon program details</i>	12
3.1.2 <i>Crystal Lake Hatchery-Neets Bay Chinook salmon release program details</i>	12
3.1.3 <i>Whitman Lake Hatchery Neets Bay Chinook salmon release program details</i>	12
3.1.4 <i>Whitman Lake Hatchery Carroll Inlet Chinook salmon release program details</i>	12
3.1.5 <i>Whitman Lake Hatchery Deer Mountain Chinook salmon release program details</i>	13
3.1.6 <i>Deer Mountain Hatchery zero-check Chinook salmon release program details</i>	13
4.0 SUMMER CHUM SALMON: NBH AND WLH	16
4.1.1 <i>Neets Bay Hatchery summer chum salmon program details</i>	16
4.1.2 <i>Whitman Lake Hatchery Kendrick Bay summer chum salmon program details</i>	17

5.0	SUMMER CHUM SALMON: BIH, NBH, AND PSNH	19
5.1.1	<i>Burnett Inlet Hatchery summer chum salmon program details</i>	19
5.1.2	<i>Burnett Inlet Hatchery Anita Bay summer chum salmon program details</i>	20
5.1.3	<i>Burnett Inlet Hatchery Nakat Inlet summer chum salmon program details</i>	20
5.1.4	<i>Burnett Inlet Hatchery Port Asumcion summer chum salmon program details</i>	20
5.1.5	<i>Port Saint Nicholas Hatchery Port Asumcion summer chum salmon production</i>	21
6.0	FALL CHUM SALMON: BIH AND NAKAT INLET	23
6.1.1	<i>Burnett Inlet Hatchery fall chum salmon program details</i>	23
6.1.2	<i>Nakat Inlet fall chum salmon program details</i>	23
7.0	KLAWOCK RIVER HATCHERY FALL COHO SALMON	25
8.0	PORT SAINT NICHOLAS CHINOOK SALMON	29
9.0	DEER MOUNTAIN TRIPLOID RAINBOW TROUT	31
10.0	MARK AND TAG PROGRAM	32
11.1	<i>Special Harvest Areas</i>	32
	<i>5 AAC 40.043. Neets Bay Special Harvest Area - Behm Canal</i>	32
	<i>5 AAC 40.041. Herring Bay Special Harvest Area - Ketchikan</i>	33
	<i>5 AAC 40.045. Nakat Inlet Special Harvest Area</i>	34
	<i>5 AAC 33.377. Kendrick Bay Terminal Harvest Area</i>	34
	<i>5 AAC 40.039. Burnett Inlet Special Harvest Area</i>	34
	<i>5 AAC 40.061. District 7: Anita Bay Special Harvest Area.</i>	35
	<i>5 AAC 33.379. District 1: Carroll Inlet Terminal Harvest Area.</i>	35
	<i>5 AAC 40.051. District 3: Klawock Inlet and River Special Harvest Area</i>	36
	<i>5 AAC 40.053. District 3: Port Saint Nicholas Special Harvest Area.</i>	38
	<i>Port Asumcion Special Harvest Area.</i>	38
11.2	<i>Cost Recovery</i>	39
12.0	HISTORICAL RETURNS	39
13.0	APPROVAL	40
	APPENDICES	41
	Appendix A. Facility Program Diagrams	42
	Appendix B. Production Summary Diagrams	49
	Appendix C. Maps	55

1.0 Executive Summary

1.1 Background

SSRAA operates seven production salmon hatcheries in southern Southeast Alaska: Neets Bay Hatchery (NBH), Whitman Lake Hatchery (WLH), Burnett Inlet Hatchery (BIH), Klawock River Hatchery (KRH), Port Saint Nicholas Hatchery (PSNH), Deer Mountain Hatchery (DMH), and Crystal Lake Hatchery (CLH).

Since 1983, SSRAA has operated NBH (PNP Hatchery Permit #19). The hatchery is at the outfall of Neets Creek at the head of Neets Bay, about 40 miles north of Ketchikan. The hatchery produces chum and coho salmon. Smolt releases are made from marine net pens into Neets Bay. NBH is a primary egg collection site for SSRAA summer chum salmon. Summer chum salmon, are spawned, incubated, reared, and released at NBH. A portion of the eyed summer chum salmon eggs may be transported to WLH, PSNH, and BIH for incubation, rearing, and eventual release at several remote sites. Through 2024, some of the summer chum eggs are incubated and transported as fry to Port Asumcion for rearing and release and starting in 2025, some of the summer chum eggs are incubated and transported as fry to Nakat Inlet. SSRAA has suspended the release of fall chum salmon and Chinook salmon at NBH. Summer chum eyed eggs may be transported from NBH to BIH for incubation, rearing and release. Fall chum salmon eggs from BIH are incubated at NBH and transported as fry to Nakat Inlet for rearing and release. NBH also is an alternate broodstock site for fall coho salmon.

Since 1978, SSRAA has operated WLH (PNP Hatchery Permit #8) as a production and central incubation facility. The hatchery is at Herring Cove in George Inlet, approximately 10 miles south of Ketchikan. The hatchery produces chum, coho, and Chinook salmon. Release sites are at the hatchery in Herring Cove, Neets Bay, Anita Bay near Wrangell, Nakat Inlet, Kendrick Bay, Carroll Inlet and Deer Mountain Hatchery. WLH is the primary egg collection site for SSRAA fall coho salmon and Chickamin River stock Chinook salmon programs. WLH retains some of the eggs collected for freshwater and saltwater rearing and release at the hatchery to provide future hatchery broodstock. Some of the Chinook and coho salmon reared in fresh water at WLH are transported to various remote-release sites. Some of the coho salmon eggs are transferred from WLH to NBH for freshwater rearing and eventual release from saltwater net pens. Chinook salmon eggs are transferred to CLH for freshwater rearing and then transported to Port Saint Nicholas for saltwater release. Chinook salmon eggs or fry are also transported to PSNH for fresh and saltwater rearing and release at PSN. Chinook salmon smolt, freshwater reared at WLH, are transported to Carroll Inlet each spring for marine pen rearing and release. Chinook salmon and coho fry are transported to Deer Mountain for freshwater rearing and released into Ketchikan Creek. Some coho salmon are transported to Anita Bay and Nakat Inlet for saltwater rearing and release.

BIH is in Burnett Inlet approximately 25 miles south of Wrangell on Etolin Island. BIH was designed primarily as a sockeye salmon rehabilitation enhancement facility, but SSRAA has no plans at this time to propagate sockeye salmon. BIH is currently operated as a chum salmon hatchery (PNP Hatchery Permit #40). In 2025, SSRAA will collect summer chum salmon eggs at BIH for hatchery rearing and release, and fry transports to Anita Bay and Port Asumcion for saltwater rearing and release. Eyed summer chum eggs are sent to PSNH for incubation and

transport to Port Asumcion. Fall chum eggs will also be collected for rearing and release at BIH and possibly as well as for transferring eyed eggs to NBH for release at Nakat Inlet.

In 2016, SSRAA was issued PNP Hatchery Permit #47 to operate KRH, at the outflow of Klawock Lake in the City of Klawock. KRH is operated as a coho salmon hatchery and is permitted to produce coho and sockeye salmon.

In 2016, SSRAA was issued PNP Hatchery Permit #48 to operate PSNH, which is at the water treatment plant in the City of Craig. PSNH is operated as a Chinook and chum salmon hatchery.

In 2017, SSRAA was issued PNP Hatchery Permit #49 to operate DMH, which is in the City of Ketchikan. DMH functions primarily as a satellite freshwater rearing site for WLH producing Chinook salmon smolt for release at DMH (Ketchikan Creek). DMH also acts as a rearing site for fall coho fry from WLH that are transported and released at remote sites. DMH is an alternate broodstock site for the WLH Chickamin River Chinook. This site also stocks triploid trout in Carlanna Lake and Harriet Hunt Lake as a cooperative agreement with Sport Fish Division of Fish and Game. Triploid trout are also released in City Park for a kids' fishing Derby each June.

SSRAA's long-term goal is to have 75% of all returning adults harvested in common property fisheries, with the remaining 25% harvested by SSRAA to cover operating expenses and broodstock needs. Strong chum salmon survivals are usually necessary to achieve this goal.

1.2 *New this year (production, harvest management, culture techniques, etc.)*

2024 was anticipated to be the third year of a 5-year study to evaluate the effects of release strategies (towed net pens and vessel transports) on survival and homing behavior of NBH summer chum salmon. The NBH summer chum release occurred as normal at the head of Neets Bay, while transport groups that were planned to be moved by vessel and by towing net pens to a release location outside of Neets Bay in Behm Canal, did not occur. SSRAA intends to execute the third year of experimental releases in 2025. Results will be evaluated annually as described in the study plan: *Chum Salmon: Release and Transport Strategies at Neets Bay Hatchery*.

SSRAA will conduct cost recovery on summer chum that return to Neets Bay, Burnett Inlet, Kendrick Bay, and Port Asumcion in 2025.

SSRAA will continue the use of the Autofish™ marking trailer at WLH and CLH. Brood year 2023 Chinook released in 2025 will be adipose clipped at 100% but SSRAA has not continued the 100% adipose clip rate for the BY 24 Chinook production at WLH and may not continue the 100% adipose clip rate for the BY24 Chinook production at CLH (see the CLH AMP). Coded wire tagging of BY24 Chinook will continue at 20%.

SSRAA is not planning any new production in 2025.

1.3 *New permits or permit amendments needed this year*

SSRAA will be seeking an FTP to allow the release of Chickamin River ancestral stock Chinook at Anita Bay in years where CLH is not able to secure enough Andrew Creek ancestral stock to continue the long-standing Chinook program at Anita Bay.

SSRAA received administratively processed Notice of Permit Alterations (NPAs) for BIH and NBH to allow for restructuring of the summer chum programs at Nakat Inlet and Port Asumcion. No releases or fisheries will be affected.

1.4 *Expected returns*

Species, Run	Release Location	Common Property Harvest	Other¹	Total Return
Coho salmon	Herring Cove	8,700	8,700	17,400
Coho salmon	Nakat Inlet	16,500	5,500	22,000
Coho salmon	Anita Bay	7,500	6,100	13,600
Coho salmon	Neets Bay	58,800	39,200	98,000
Coho salmon	Crystal Creek	1,300	1,300	2,600
Coho salmon	Klawock River	111,700	47,900	159,600
Chinook salmon	Herring Cove	3,800	10,000	13,800
Chinook salmon	Anita Bay	1,000	7,900	8,900
Chinook salmon	Crystal Creek	1,400	1,500	2,900
Chinook salmon	City Creek	100	0	100
Chinook salmon	Port Saint Nicholas	2,500	6,300	8,800
Chinook salmon	Deer Mountain	350	300	650
Chinook salmon	Carroll Inlet	3,100	7,900	11,100
Chum salmon, summer	Neets Bay	481,000	894,000	1,375,000
Chum salmon, summer	Anita Bay	237,000	158,000	395,000
Chum salmon, summer	Kendrick Bay	1,073,000	358,000	1,431,000
Chum salmon, summer	Nakat Inlet	310,000	206,000	516,000
Chum salmon, summer	Burnett Inlet	208,000	485,000	693,000
Chum salmon, summer	Port Asumcion	218,000	218,000	435,000
Chum salmon, fall	Nakat Inlet	3,600	2,400	6,000
Chum salmon, fall	Burnett Inlet	11,900	11,900	23,800

¹ Includes cost recovery, broodstock, common property harvest in the Terminal Harvest Area (THA), etc.

1.5 *Production Summary*

Species, Run	Program Name	Brood Year	Release Date	Number Release	Life Stage	Type of mark, percentage marked
Coho salmon, fall	WLH	2023	May 2025	400,000	smolt	CWT ¹ , 10%
Coho salmon, fall	NBH	2023	May 2025	3,300,000	smolt	CWT, 4.5%
Coho salmon, fall	WLH to DMH to Anita Bay	2023	May 2025	350,000	smolt	CWT, 9.5%
Coho salmon, fall	Nakat Inlet	2023	May 2025	600,000	smolt	CWT, 5.1%; TM ² 100%
Coho salmon, fall	WLH to Anita Bay	2023	May 2025	150,000	smolt	CWT, 20%
Coho salmon	KRH early lake release	2023	May 2025	1,200,000	smolt	CWT, 2.7%
Coho salmon	KRH lake release	2023	June 2025	2,900,000	smolt	CWT, 1.5%
Chinook salmon	WLH	2023	May 2025	700,000	smolt	CWT, 20% AC 100%, TM 100%
Chinook salmon	WLH to CI	2023	May 2025	600,000	smolt	CWT, 20% AC 100%, TM 100%
Chinook salmon	CLH to PSN	2023	May 2025	260,000	smolt	CWT, 20% AC 100%, TM 100%
Chinook salmon	DMH	2023	May 2025	80,000	smolt	CWT, 38% AC 100%, TM 100%
Chinook salmon	CLH to Anita Bay			0		
Chinook salmon	NBH to PSN	2023	May 2025	260,000	smolt	CWT, 20% AC 100%, TM 100%
Chinook salmon	PSN	2023	May 2025	100,000	smolt	CWT, 20% AC 100%, TM 100%
Chinook salmon	DMH	2024	June 2025	20,000	smolt	CWT, 100%
Chum salmon, summer	NBH	2024	April 2025	61,000,000	smolt	TM, 100%
Chum salmon, summer	Anita Bay	2024	April 2025	23,000,000	smolt	TM, 100%
Chum salmon, summer	Kendrick Bay	2024	April 2025	39,000,000	smolt	TM, 100%
Chum salmon, summer	Nakat Inlet	2024	April 2025	14,000,000	smolt	TM, 100%

Species, Run	Program Name	Brood Year	Release Date	Number Release	Life Stage	Type of mark, percentage marked
Chum salmon, summer	BIH	2024	May 2025	27,500,000	smolt	TM, 100%
Chum salmon, summer	Port Asumcion	2024	May 2025	23,000,000	smolt	TM, 100%
Chum salmon, fall	BIH	2024	May 2025	4,000,000	smolt	TM, 100%
Chum salmon, fall	Nakat Inlet	2024	May 2025	3,500,000	smolt	TM, 100%

¹ Coded-wire tag and adipose fin clip (CWT)

² Otolith thermal mark (TM)

³ Adipose Clip (AC)

1.6 Egg takes

Program Name	Ancestral Stock(s)	Egg-take Site	Primary or Alternate Source?	Current Year Egg Goal	Permitted Maximum
WLH coho salmon	Indian River	WLH	P	5,500,000 ¹	7,000,000
NBH coho salmon	Indian River	NBH	A		5,000,000
KRH coho salmon	Klawock River	KRH	P	5,000,000	5,500,000
WLH Chinook salmon	Chickamin River	WLH	P	2,800,000 ²	2,300,000 ³
DMH Chinook salmon	Chickamin River	DMH	P	35,000	600,000
NBH summer chum salmon	Carroll River	NBH	P	130,000,000	172,300,000 ⁴
BIH summer chum salmon	Carroll River	BIH	P	83,500,000	96,000,000
BIH fall chum salmon	Cholmondeley	BIH	A	15,000,000	29,000,000

¹ 3,400,000 eyed eggs transferred to NBH.

² WLH may take an additional 700,000 eggs for Port Saint Nicholas Hatchery.

³ WLH has a permit for 2.3 million Chinook salmon eggs for SSRAA projects.

⁴ NBH is permitted for 70,500,000 summer chum salmon eggs for release on site and for 715,200,000 eggs for release at Nakat Inlet. An additional 50,000,000 can be taken for BIH, and another 44,700,000 eggs may be taken for WLH.

1.7 Current Permitting

SSRAA has six PNP hatchery permits: WLH was issued Permit #8 in 1978; NBH was issued Permit #19 in 1983; BIH was issued Permit #40 in 1997; KRH was issued permit #47 in 2016; PSN was issued permit #48 in 2016, and DMH was issued Permit #49 in 2017. The hatchery permits, including all approved permit alterations, and associated basic management plans (BMPs) specify the maximum green egg capacity at each SSRAA hatchery as follows:

Hatchery	Chinook Salmon	Coho Salmon	Chum Salmon	Sockeye Salmon	Rainbow Trout
Whitman Lake	2,300,000	7,500,000	45,100,000	0	
Neets Bay	2,000,000	5,000,000	102,700,000	0	

Hatchery	Chinook Salmon	Coho Salmon	Chum Salmon	Sockeye Salmon	Rainbow Trout
Burnett Inlet	0	4,500,000	97,200,000	2,700,000	
Klawock River	0	5,500,000	0	1,000,000	
Port Saint Nick	770,000	0	8,000,000		
Deer Mountain	600,000	0	0	0	200,000

Hatchery brood stocks and projects are similarly authorized and delimited by FTPs.

2.0 Fall coho salmon: WLH and NBH

2.1.1 *Whitman Lake Hatchery program details*

Approximately 5.5 million coho salmon eggs will be collected at WLH this fall and used for SSRAA's coho salmon programs at Neets Bay, Nakat Inlet, and Anita Bay, as well as a release at WLH. A portion of the eyed eggs collected at WLH are transported to NBH for incubation, rearing, and release. The remainder of the eggs are incubated and reared at WLH. Each spring, beginning in April, smolt are transported to Nakat Inlet and Anita Bay for short-term rearing, imprinting, and release. Coho salmon are released from the WLH into Herring Cove to provide a sustainable broodstock. The purpose of the WLH coho salmon program is to provide increased harvest of coho salmon in common property fisheries, primarily the troll fleet in Districts 9 and 13. NBH may be used as a backup egg source. CWTs are used to evaluate contribution to common property fisheries and evaluate survival rates of different fish culture methods. In 2025, 10% of BY23 coho salmon releases from WLH will be tagged. The production goal is to release 400,000 25-gram yearling coho salmon smolt into Herring Cove annually.

2.1.2 *Nakat Inlet coho salmon program details*

In mid-April, 15-gram coho salmon smolt from WLH are transported to saltwater net pens in the upper end of Nakat Inlet, in the freshwater influence of Nakat Creek. Smolt are reared for approximately 45 days. Target release is 600,000 25-gram coho salmon smolt. The purpose of the program is to provide increased harvest of coho salmon in common property fisheries, primarily in District 1 troll and gillnet fisheries, and in the terminal harvest area (THA). Nakat Inlet coho salmon are also harvested by the troll fleet in Districts 9 and 13. CWTs are used to evaluate contribution to common property fisheries and evaluate the survival rates of different fish culture methods. In 2025, 5.1% of BY23 coho salmon released at Nakat Inlet will be tagged and 100% will be thermal marked.

2.1.3 *Anita Bay coho salmon program details*

In mid-April, 15-gram coho smolt from WLH and DMH are transported to saltwater net pens in the upper end of Anita Bay. The pens are placed in the freshwater influence of the upper tributaries to ensure proper imprinting and minimize straying. Smolt are reared for approximately 45 days. The production goal is release of 500,000 25-gram coho salmon smolt. The purpose of the program is to provide coho salmon for harvest in the common property fisheries. Anita Bay coho salmon are primarily harvested by the troll fleet in traditional fisheries and in Anita Bay THA by the gillnet

fleet. Returning adults may also contribute to Districts 6 and 8 gillnet fisheries, Districts 5, 6, and 7 seine fisheries, and sport fisheries in the Wrangell area. CWTs are used to evaluate contribution to common property fisheries and evaluate the survival rates of different fish culture methods. In 2025, 10% of BY23 coho salmon released at Anita Bay will be tagged.

2.1.4 *Neets Bay Hatchery coho salmon program details*

NBH is a backup egg source for WLH. Approximately 2.0 million coho salmon smolt are reared in fresh water at NBH and 1.2 million coho are reared in salt water from July through May. In April, coho salmon are transferred from fresh water to saltwater net pens for short-term rearing. Smolt are reared in net pens for approximately 45 days for imprinting and growth, prior to release at a target size of 25 grams. Adult coho salmon have been returning to NBH since 1981. The purpose of the program is to provide adult coho salmon for common property harvest, primarily the troll fleet in Districts 9 and 13. NBH coho salmon are also harvested in the NBH special harvest area (SHA) for cost recovery and in possible fall seine and gillnet rotational fisheries. CWTs are used to evaluate contribution to common property fisheries and evaluate the survival rates of different fish culture methods. In 2025, the tagging rate of BY23 coho salmon released at NBH will be 4.5%.

2.2.1 *Whitman Lake Hatchery and Neets Bay Hatchery fall coho salmon egg take*

Program Name	Ancestral Stock(s)	Egg-take Site	Primary or Alternate Source?	Current Year Egg Goal	Permitted Maximum
Whitman Lake coho salmon	Indian Creek	WLH	P	5,500,000	7,500,000
Neets Bay coho salmon	Indian Creek	NBH	A	0	5,000,000
Species/Run Totals				5,500,000	7,500,000

2.3 *Broodstock capture method*

Adult returns to WLH and NBH enter adult holding ponds through a fish ladder.

2.4 *Spawning*

Coho salmon are dispatched with a blow to the head. Eggs are fertilized and transported to the hatchery for rinsing. Fertilized eggs are placed in Heath-style incubators. Eggs are water hardened in Iodophor. Family tracking is used to control bacterial kidney disease (BKD).

2.5 *Egg-take schedule*

Eggs are collected from late October to early December as fish ripen.

2.6 *Carcasses*

At WLH, carcasses are taken to a local processor for disposal or given away as bait. Fish in excess of broodstock needs may be sold for cost recovery.

At NBH, carcasses will be disposed of by dumping whole in deep water, given away as bait, sold to a local processor, or removed by a local processor for disposal.

2.7 *Whitman Lake Hatchery planned releases this calendar year*

Program Name	Brood Year	Release Date	Number to Release	Life Stage	Type of Mark, % Marked
Whitman Lake coho salmon	2023	May 2025	400,000	Smolt	CWT, 10%
Nakat Inlet coho salmon	2023	May 2025	600,000	Smolt	CWT, 5.1%, TM 100%
WLH to Anita Bay coho salmon	2023	May 2025	150,000	Smolt	CWT, 20%
WLH to DMH to Anita Bay	2022	May 2025	350,000	smolt	CWT, 9.5%
Total			1,500,000		

2.8 *Neets Bay Hatchery planned releases this calendar year*

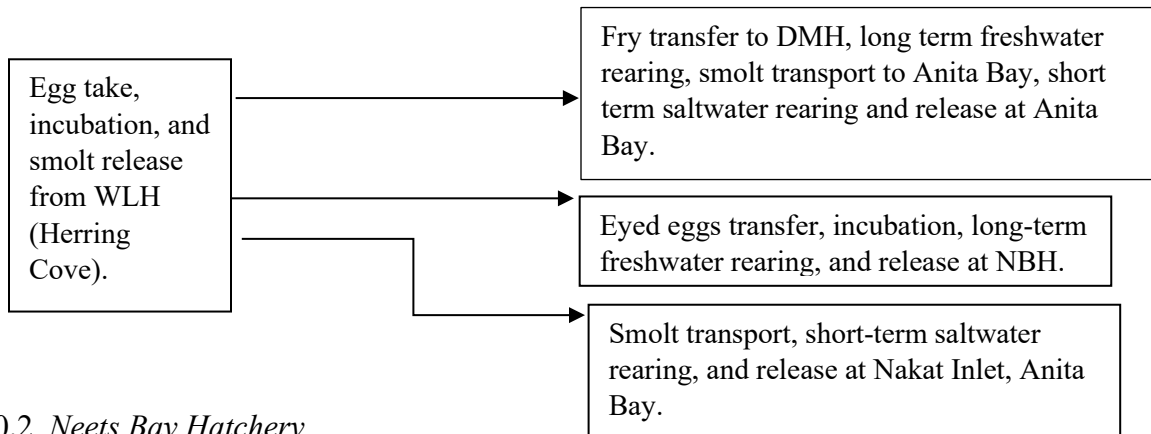
Program Name	Brood Year	Release Date	Number to Release	Life Stage	Type of Mark, % Marked
Neets Bay coho salmon	2023	5/25	3,300,000	Smolt	CWT, 4.5%

2.9 *Previous brood years that will remain in culture during the entire calendar year*

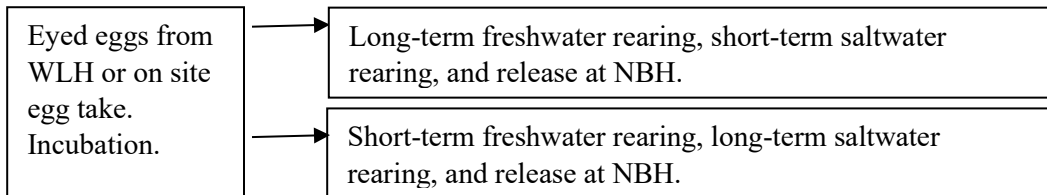
Program Name	Brood Year	Number Live (Jan. 1)	Number to Release	Date	Life Stage
Whitman Lake coho salmon	2024	440,000	400,000	May 2026	alevin
Neets Bay coho salmon	2024	3,500,000	3,200,000	May 2026	alevin
Nakat Inlet coho salmon	2024	660,000	600,000	May 2026	alevin
Anita Bay coho salmon	2024	550,000	500,000	May 2026	alevin

2.10 Operational diagrams

2.10.1 Whitman Lake Hatchery



2.10.2 Neets Bay Hatchery



2.11 Fish transport permits

FTP #	E.t., trans., or rel.?	Trans. From → To	Maximal #, Life Stage	Expires
01J-1001	Transport, release	WLH to Anita Bay	600,000 smolt	5/31/2033
05J-1008	Backup egg take, transport	NBH to WLH	4,500,000 eggs	6/30/2035
05J-1007	Egg take, release	WLH to Herring Cove	4,500,000 eggs, up to 1,000,000 of these for Herring Cove	6/30/2035
05J-1026	Transport, release	WLH to Nakat Inlet	600,000 smolt	12/31/2025
13J-1005	Transport, release	WLH to NBH to Neets Bay	3,200,000 eyed eggs plus 600,000 smolt	4/30/2033
98J-1007	Egg take, release	NBH to Neets Bay	4,500,000 eggs	6/30/2028
20J-1008	Transport, release	WLH to DMH to NBH	230,000 fry	12/31/2029
22J-1003	Transport, release	WLH to DMH to Anita Bay	400,000 smolt	4/1/2032

3.0 Summer Chinook salmon: WLH, CLH, and DMH

3.1.1 Whitman Lake Hatchery summer Chinook salmon program details

Adult Chinook salmon returns to WLH are the source for eggs used in all of SSRAA's Chickamin River stock Chinook salmon programs (CLH has Andrew Creek stock Chinook salmon with releases at Blind Slough and Anita Bay). WLH may also act as a source of up to 700,000 Chinook salmon eggs for Port Saint Nicholas Hatchery (PSNH). A portion of the eggs are held at WLH for incubation and long-term freshwater rearing and then transported to Carroll Inlet for short-term saltwater rearing and release each spring. Some eggs are also held at WLH for incubation and short-term rearing prior to transfer to DMH for long-term freshwater rearing and release in Ketchikan Creek. A portion of the eggs collected at WLH are shipped to CLH for incubation and long-term freshwater rearing and then transported to PSN for short-term saltwater rearing and release each spring. The balance of the eggs are held at WLH for incubation and long-term freshwater rearing and then released directly into Herring Cove for continuation of SSRAA's Chinook salmon broodstock program. In 2025, SSRAA is not anticipating a shortage of broodstock. The program provides increased harvest of Chinook salmon in common property fisheries, primarily the troll and sport fleet in District 1. CWTs are used to evaluate contribution to common property fisheries and evaluate survival rates of different fish culture methods. Chinook salmon released from WLH have typically been coded-wire-tagged at a rate of 10%. In 2021, SSRAA began use of an Auto-fish tagging trailer with the goal of clipping 100% of the production while tagging 20%. Brood year 2023 was clipped at 100% and tagged at 20%, but beginning with BY24, SSRAA Chinook production will be clipped and tagged at 20%. SSRAA will continue to 100% thermally mark all Chickamin River Chinook from all facilities. The production goal is to release 700,000 Chinook salmon from WLH and 600,000 from Carroll Inlet. Target weight is 25 grams for all Chinook salmon releases.

3.1.2 Crystal Lake Hatchery-Neets Bay Chinook salmon release program details

SSRAA has suspended the CLH to NBH Chinook program and redirected those fish to PSN.

3.1.3 Whitman Lake Hatchery Neets Bay Chinook salmon release program details

SSRAA has suspended the WLH to NBH Chinook program and redirected those fish to Carroll Inlet.

3.1.4 Whitman Lake Hatchery Carroll Inlet Chinook salmon release program details

Egg take, incubation, and long-term freshwater rearing occur at WLH. Smolt are transported to Carroll Inlet for short-term saltwater rearing, imprinting, and release. The purpose of the program is to provide Chinook salmon for common property fisheries, primarily the troll fleet in District 1. Terminal fish present after July 1 will be harvested as cost recovery by either seine or gillnet. CWTs are used to evaluate contribution to common property fisheries and evaluate survival rates of different fish culture methods. In 2025, Chinook salmon smolt transported from WLH to Carroll Inlet will be 20% CWTd and 100% adipose clipped. Future releases will be a minimum of 20% adipose clipped and 20% CWT. SSRAA will continue to thermal mark all Carroll Inlet releases. The production goal is to release 600,000 Chinook salmon smolt in Carroll Inlet each May.

3.1.5 *Whitman Lake Hatchery Deer Mountain Chinook salmon release program details*

Egg take, incubation, and short-term freshwater rearing occur at WLH. Fry are transported to DMH for long-term freshwater rearing and release into Ketchikan Creek. The purpose of the program is to provide Chinook salmon for common property fisheries, primarily the troll fleet in District 1 and to serve as a backup broodstock source for the SSRAA Chickamin River stock Chinook program. Adults returning to DMH will be harvested for cost recovery, donated to the public, utilized for brood stock, or harvested in personal use fisheries. In 2025, 38% of Chinook salmon yearling smolt released from DMH will have CWTs. The production goal is to release 80,000 Chinook salmon smolt in Ketchikan Creek each May.

3.1.6 *Deer Mountain Hatchery zero-check Chinook salmon release program details*

Adult Chinook salmon returned to DMH in 2020 and SSRAA will continue a zero-check program utilizing eggs from those adults. Eggs take occurs at DMH or WLH in August and incubation occurs at DMH. Eggs are allowed to mature rapidly on warm water at DMH with a goal of having emergent fry by January. Rearing will occur from January through June when fish will be released into Ketchikan Creek. The purpose of the program is to provide Chinook salmon for common property fisheries, primarily the troll fleet in District 1, and to serve as a backup broodstock source for the SSRAA Chickamin stock Chinook program. This is an experimental program to test the validity of zero-check Chinook at DMH. Fish will be tagged at a high rate for valid evaluation. In 2025, 100% of the zero-check Chinook smolt released into Ketchikan Creek will have CWTs. The production goal is to release 20-gram Chinook smolt in mid-June. Adults returning to DMH will be utilized for broodstock, donated to the public, sold for cost recovery, or harvested in personal use fisheries.

3.2 *Egg takes*

Program Name	Ancestral Stock(s)	Egg-take Site, Stat. Area	Primary or Alternate Source?	Current Year Egg Goal	Permitted Maximum
Whitman Lake Chinook salmon	Chickamin River	WLH	P	2,800,000 ¹	2,300,000

¹ Goal includes a conditionally permitted 700,000 green eggs taken for Port Saint Nicholas Hatchery for release at PSN (770,000 green eggs permitted).

Program Name	Ancestral Stock(s)	Egg Take Site, Stat Area	Primary or Alternate Source?	Current Year Egg Goal	Permitted Maximum
Deer Mountain Hatchery Chinook Salmon	Chickamin River	DMH	Primary	35,000	600,000

3.3 *Broodstock capture method*

Adults returning to WLH enter adult holding ponds through a fish ladder.

Chinook returning to DMH are hatchery produced. Adults will swim up a fish ladder from Ketchikan Creek to a small holding area in the hatchery. Broodstock needs are very limited and recruitment will be restricted. Fish in excess of broodstock needs will be given away or sold for cost recovery.

3.4.1 *Spawning at WLH*

Chinook salmon are removed from the raceway with a Pescolator™ (Archimedes screw) and dispatched using a club. The fish are bled by cutting the tail. Eggs are fertilized, rinsed, and placed in Heath-style incubators in the hatchery. Eggs are water hardened in Iodophor. Family tracking is used to control bacterial kidney disease (BKD).

3.4.2 *Spawning at DMH*

Chinook salmon are dispatched with a blow to the head. Eggs are fertilized and transported to the hatchery for rinsing. Fertilized eggs are placed in Heath-style incubators. Eggs are water hardened in Iodophor. Family tracking is used to control bacterial kidney disease (BKD).

3.5 *Egg-take schedule*

Eggs are collected from early-August to early-September as fish ripen.

3.6 *Carcass disposal*

Carcasses are taken to a local processor for disposal or given away as bait. Fish in excess of broodstock needs may be sold for cost recovery.

3.7 *Planned releases this calendar year*

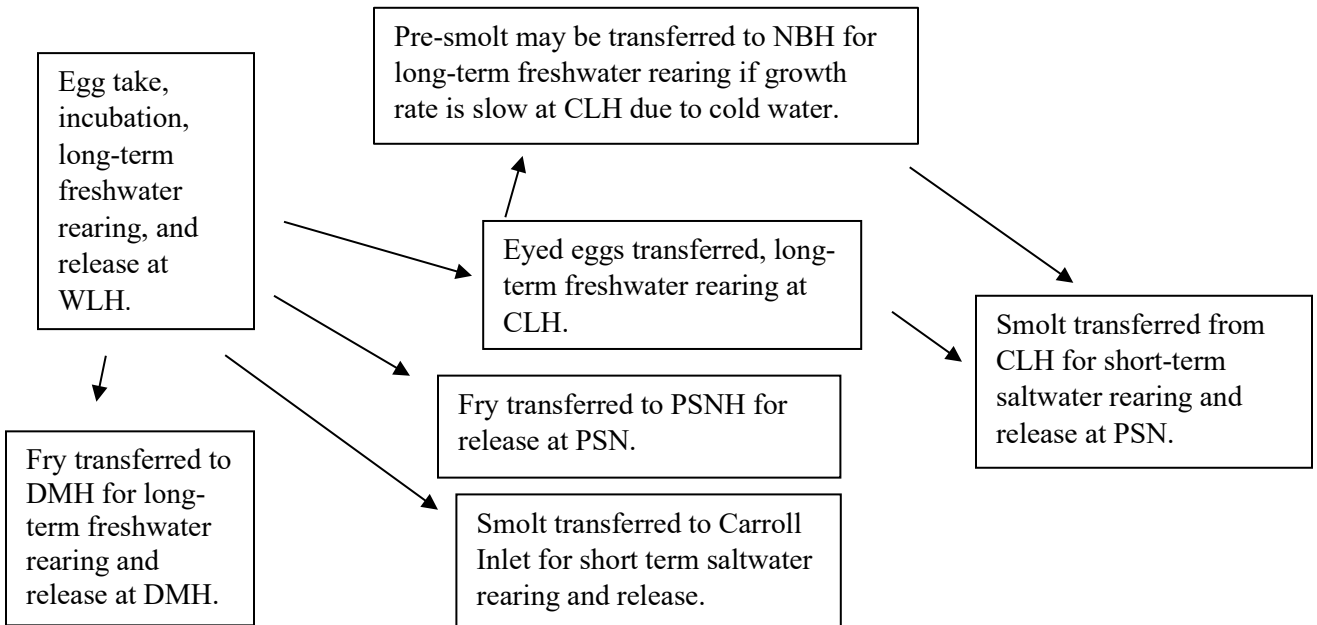
Program Name	Brood Year	Release Date	Number to Release	Life Stage	Type of Mark, % Marked
Whitman Lake Chinook salmon	2023	5/25	700,000	Smolt	CWT, 20% AC, 100% TM 100%
Carroll Inlet Chinook salmon WLH	2023	5/25	600,000	Smolt	CWT, 20% AC, 100% TM 100%
Port Saint Nicholas Chinook salmon CLH	2023	5/25	520,000	Smolt	CWT, 20% AC, 100% TM 100%
Deer Mountain Chinook salmon	2023	5/25	80,000	Smolt	CWT, 38% AC, 100% TM 100%
Port Saint Nick Chinook salmon	2023	5/25	100,000	Smolt	CWT, 20% AC, 100% TM 100%

Program Name	Brood Year	Release Date	Number to Release	Life Stage	Type of Mark, % Marked
Deer Mountain zero-check Chinook	2024	6/25	20,000	smolt	CWT, 100% AC, 100%
Total			1,950,000	Smolt	

3.8 Previous brood years that will remain in culture during the entire calendar year

Program Name	Brood Year	Number Live (January 1)	Number to Release	Release Date	Life Stage
SSRAA Chinook salmon programs	2024	2,200,000 eggs	2,050,000	Spring 2026	fry

3.9 Operational diagram



3.10 Fish transport permits

FTP #	E.t., trans., or rel.?	Trans. From → To	Maximal #, Life Stage	Expires
19J-1001	Egg take, transport, release	DMH to Carroll Inlet	600,000 eggs	12/31/2028
15J-1021	Egg take, transport, release	WLH to CLH to Neets Bay	1,000,000 eggs	6/30/2035
14J-1022	Egg take, release	WLH to Herring Cove	2,100,000 eggs; 750,000 presmolt to Herring Cove	7/30/2034

FTP #	E.t., trans., or rel.?	Trans. From → To	Maximal #, Life Stage	Expires
15J-1006	Transport, release	WLH to Neets Bay	300,000 pre-smolt	4/30/2025
15J-1019	Transport, release	WLH to DMH to Carroll Inlet	420,000 fed fry	12/1/2025
19J-1003	Egg take, transport	WLH to DMH	600,000 eggs	12/31/2028
18J-1003	Transport, release	WLH to Carroll Inlet	620,000 smolt	4/1/2032
19J-1004	Rearing, release	DMH to Ketchikan Creek	25,000 zero-check smolt	8/1/2029
19J-1002	Transport, release	DMH to City Pond to Ketchikan Creek	114,000 juveniles	12/31/2028
19J-1013	Transport	DMH to WLH	500 adult	7/15/2029
20J-1021	Egg take, transport	NBH to WLH	500,000 eggs	8/1/2030
20J-1022	Egg take, transport	Carroll Inlet to WLH	500,000 eggs	8/1/2030
20J-1024	Egg take, transport	PSN to WLH	500,000 eggs	8/1/2030
20J-1027	Transport, release	CLH to PSN	500,000 smolt	8/1/2030
21J-1011	Transport, release	CLH to NBH to PSN	315,000 fed fry	4/1/2031
22J-1010	Transport, release	WLH to PSN	110,000 fed fry	7/1/2032
24J-1010	Transport, release	WLH to DMH	105,000 juvenile	4/01/2035
24J-1011	Egg take, transport, release	WLH to Ketchikan Creek	30,000 eggs	4/01/2035

4.0 Summer chum salmon: NBH and WLH

4.1.1 Neets Bay Hatchery summer chum salmon program details

NBH is a central incubation facility for a portion of SSRAA's summer chum salmon programs. A portion of the eyed eggs collected at NBH are transported to WLH for incubation, rearing, and release at Kendrick Bay. The rest of the eggs collected remain at NBH. Fry are transferred to saltwater net pens in February and released in late-April with a target weight of 2.5 grams. In 2025, a portion of the NBH summer chum released will be either tendered or towed to a point approximately 12 miles from the hatchery rearing site for release. This is the third year of a three year permit granted to test the viability and effectiveness of transferring fry for release as a strategy to avoid predation. Chum salmon releases at Neets Bay ensure a sustainable broodstock to provide eggs for some of SSRAA's summer chum salmon programs. Chum salmon production at NBH provides returning adult chum salmon for harvest in common property fisheries in Districts 1 through 7. Some of the chum salmon that return to the Neets Bay SHA are harvested for cost

recovery. All chum salmon are thermally marked to allow statistically valid evaluation of contributions to common property fisheries, assist in predicting returns, and evaluate optimal rearing and release strategies. NBH's production goal is to annually release 61 million 2.5-gram chum salmon.

4.1.2 *Whitman Lake Hatchery Kendrick Bay summer chum salmon program details*

Summer chum salmon are spawned at NBH. A portion of the eyed eggs are transported to WLH for incubation and rearing. In the event of a broodstock shortage at NBH, eggs could be collected at either Kendrick Bay or Nakat Inlet. Fry are transferred by vessel to the two release sites for long-term rearing and release. The traditional site is located in Kendrick Bay proper, while a second site, added in 2013, is located at the head of McLean Arm which is the next bay south of Kendrick Bay in lower Clarence Strait. In 2025 all fish are in Kendrick Bay distributed between two netpen sites. The FTP allows the use of any or all release sites in any given year provided that the total number of fry released does not exceed the maximum number permitted. Summer chum salmon smolt are released at Kendrick Bay or McLean Arm to produce adults for common property harvest, primarily the seine fleet in Districts 1 and 2, and terminal fishery harvest in the Kendrick Bay terminal harvest area. All chum salmon are thermally marked to allow statistically valid evaluation of contribution to common property fisheries, assist in predicting returns, and evaluating optimal rearing and release strategies. The production goal is to release 40 million 2.5-grams or larger, summer chum salmon each April.

4.1.3 *NBH Nakat Inlet summer chum salmon program details*

In fall 2025, SSRAA intends to reorganize the complicated permitting structure that centers on the Port Asumcion summer chum release and also involves the Nakat Inlet program. Working with the ADF&G through an administratively processed PAR, SSRAA will shift the PA program to BIH and transfer the Nakat Inlet program from BIH to NBH. This was made possible by SSRAA's decision to eliminate the fall chum release at NBH which provided sufficient incubation space to adjust production. The transfer did not require any permitted capacity increases and will not change any releases or fisheries.

In 2025 SSRAA intends to collect eggs at NBH and transport resultant fry from NBH to Nakat Inlet where SSRAA has a longstanding summer chum program. The release at Nakat contributes primarily to the District 1 gillnet fishery. All chum salmon are thermally marked to allow statistically valid evaluation of contribution to the common property fisheries, assist in predicting returns, and evaluation of optimal rearing and release strategies. The program goal is to release 13,500,000 2.5-gram chum salmon each April or May.

4.2 *Egg takes*

Program Name	Ancestral Stock(s)	Egg-take Site, Stat Area	Primary or Alternate Source?	Current Year Egg Goal	Permitted Maximum
Neets Bay summer chum salmon	Carroll River	Neets Bay	Primary	70,500,000	70,500,000 ¹

Program Name	Ancestral Stock(s)	Egg-take Site, Stat Area	Primary or Alternate Source?	Current Year Egg Goal	Permitted Maximum
Kendrick Bay	Carroll River	Neets Bay	Primary	44,300,000	44,700,000
Nakat Inlet	Carroll River	Neets Bay	Primary	15,200,000	15,200,000 ²

¹ NBH is permitted for 70,500,000 summer chum salmon eggs, plus an additional 50,000,000 can be taken for BIH (BIH and Anita Bay), another 44,700,000 eggs may be taken for WLH (Kendrick Bay release), and an additional 15,200,000 eggs can be taken for Nakat Inlet.

² NBH has been issued a NPA adding the Nakat Inlet release site and removing the Port Asumcion release site for fall 2025 egg takes, FTP(s) will follow.

4.3 *Broodstock capture method*

Chum salmon returning to NBH are hatchery-produced fish. An adequate number of adult chum salmon returning to NBH are collected by seine boat and placed behind a barrier net. The barrier net helps ensure that fish in excess of broodstock needs cannot enter the hatchery raceway system. Adults placed behind the net migrate up Neets Creek, into a fish ladder, and then are held in raceways for egg collection.

4.4 *Spawning*

Adult chum salmon are dispatched using an electro-anesthesia unit. Eggs are fertilized in buckets and transported to the hatchery to be rinsed and placed in NOPAD incubators. Eggs are disinfected with Iodophor.

4.5 *Egg-take schedule*

Eggs are collected in late July to late August as fish enter the raceway.

4.6 *Carcass disposal*

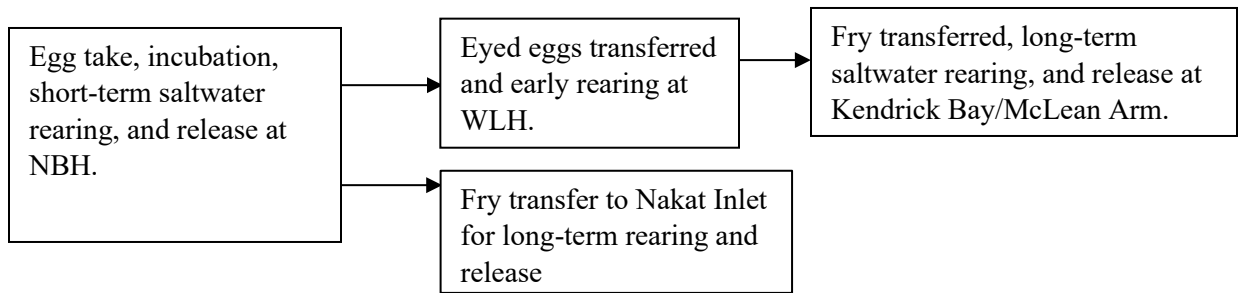
Carcasses are sold to contracted processor or dumped whole in deep water per ADEC permit.

4.7 *Planned releases this calendar year*

Program Name	Brood Year	Release Date	Number to Release	Life Stage	Type of Mark, %
Neets Bay summer chum salmon	2024	4/2025	61,000,000	Smolt	TM, 100%
Kendrick Bay summer chum salmon	2024	4/2025	39,000,000	Smolt	TM, 100%
Port Asumcion summer chum salmon	2024	5/2025	11,000,000 ¹	Smolt	TM, 100%
Total			112,000,000		

¹ Additional 12,000,000 release shown on BIH planned release summary

4.8 Operational diagram- 2025



4.9 Fish transport permits

FTP #	E.t., trans., or rel.?	Trans. From → To	Maximal#, Life Stage	Expires
85J-1027	Egg take, release	NBH to Neets Bay	70,500,000 eggs	12/31/2034
12J-1013	Egg take, transport, release	NBH to WLH to Kendrick Bay	44,700,000 eggs	8/1/2032
19J-1014	Remote egg take	Nakat Inlet to NBH	15,000,000 eggs	8/1/2029
19J-1015	Remote egg take	Kendrick Bay to NBH	20,000,000 eggs	8/1/2029
22J-1006	Transport	Tow net pens from NBH to near Bushy Point	10,000,000 smolt	4/1/2027
22J-1007	Transport	NBH to near Bushy Point by vessel	20,000,000 smolt	4/1/2027
23J-1001	Egg take, transport, release	NBH to PSN	7,500,000	2/01/2033

Additional FTPs for Nakat Inlet will be secured prior to egg-take and FTPs no longer needed will expire.

5.0 Summer chum salmon: BIH, NBH, and PSNH

5.1.1 Burnett Inlet Hatchery summer chum salmon program details

In 2025 SSRAA intends to collect up to 31,000,000 eggs at Burnett Inlet for BIH. The program provides for common property harvest throughout the region and particularly the District 6 gillnet and seine fisheries while also providing broodstock for other SSRAA programs and potential cost recovery as well. All chum salmon are thermally marked to allow statistically valid evaluation of contribution to the common property fisheries, assist in predicting returns, and evaluation of optimal rearing and release strategies. The program goal is to release 28,000,000 2.5-gram chum salmon each April or May.

5.1.2 Burnett Inlet Hatchery Anita Bay summer chum salmon program details

In 2025, SSRAA intends to collect summer chum eggs for the Anita Bay, Port Asumcion, and BIH releases at BIH. In the event of a broodstock shortfall at BIH, eggs will be transferred from NBH, or remote egg-takes could occur at Anita Bay in the event that neither BIH nor NBH could secure adequate broodstock. Fry will be transported from BIH to Anita Bay by vessel for short-term saltwater rearing. Net pens are located in the freshwater influence of several creeks mixing at the head of the bay to ensure proper imprinting. Fish are released into Anita Bay in late April. The purpose of the program is to provide increased harvest of summer chum salmon for the seine fleet in District 7, the gillnet fleet in Districts 6 and 8, and the troll fleet in Districts 6, 7, and 8. These fish are harvested by all commercial fleets in the terminal area. The District 8 gillnet fishery is the primary harvester of returns of summer chum salmon to Anita Bay. All chum salmon are thermally marked to allow statistically valid evaluation of contribution to the common property fisheries, assist in predicting returns, and evaluation of optimal rearing and release strategies. The production goal is to release 22 million, 2.5-grams or larger, summer chum salmon each April. BIH also serves as an alternate broodstock site for NBH.

5.1.3 Burnett Inlet Hatchery Nakat Inlet summer chum salmon program details

In 2025, SSRAA will be streamlining parts of the summer chum program by consolidating remote releases under one hatchery permit where possible. Working with ADF&G, SSRAA is consolidating the permitting for Port Asumcion at BIH and shifting the Nakat Inlet production to NBH.

Releases in 2025 are permitted under the current structure but starting with brood year 2025, Nakat Inlet releases will be authorized through the NBH Permit. There will be no changes to any SSRAA chum release numbers as a result of this action.

5.1.4 Burnett Inlet Hatchery Port Asumcion summer chum salmon program details

In 2025, SSRAA intends to centralize the Port Asumcion summer chum program at BIH by shifting the Nakat Inlet program to NBH and shifting 7.5 million eggs for Port Asumcion from NBH to BIH. BIH will continue to take the previously-permitted 12 million eggs for Port Asumcion that will be incubated and ponded at BIH prior to transport to Port Asumcion bringing the total for Port Asumcion at BIH to 19.5 million. BIH may also incubate 8 million eggs on behalf of PSNH prior to transport. Adult returns to Port Asumcion will be harvested in the terminal area as cost recovery to support all SSRAA programs, particularly the KRH coho production. Some returning adults will be harvested by the seine and troll fleets in common property fisheries. All smolt are thermally marked to allow statistically valid evaluation of contribution to the common property fisheries, assist in predicting returns, and evaluate optimal rearing and release strategies. SSRAA's overall summer chum salmon production goal at Port Asumcion is to release 25,000,000 chum salmon at 2.5 grams in April.

5.1.5 *Port Saint Nicholas Hatchery Port Asumcion summer chum salmon production*

In 2014, the PSNH permit was altered to add 8 million Carroll River stock summer chum salmon green eggs to the permitted capacity and add Port Asumcion as the chum salmon remote release site. The eggs are provided by either Neets Bay or Burnett Inlet. SSRAA collected eggs for the program in 2017 and the first fish were released in the spring of 2018. The eggs for 2018 were collected and incubated at BIH under a permit that allows BIH to conduct the program on behalf of PSNH. In 2025 SSRAA intends to collect eggs again at BIH and transport eyed eggs to PSNH.

5.2 *Egg takes*

Program Name	Ancestral Stock(s)	Egg-take Site, Stat Area	Primary or Alternate Source?	Current Year Egg Goal	Permitted Maximum
Burnett Inlet summer chum	Carroll River	BIH	Primary	31,000,000	35,000,000 ¹
Anita Bay summer chum	Carroll River	BIH	Primary	25,000,000	25,000,000
Port Asumcion summer chum	Carroll River	BIH	Primary	27,500,000	20,000,000 ²
TOTAL				91,000,000	95,200,000

¹ BIH PNP permit.

² Includes 19.5 million eggs taken at BIH and 8,000,000 taken at BIH on behalf of PSNH that are transported to PSNH for hatch. These 8,000,000 eggs can be collected, hatched, and reared at BIH on behalf of PSNH.

5.3 *Broodstock capture method*

Chum salmon returning to BIH are hatchery-produced fish. Fish are spawned as they swim up the fish ladder into the holding raceways. Fish in excess of broodstock needs may be harvested for cost recovery.

5.4 *Spawning*

Adult chum salmon are dispatched using a pass-through electro-anesthesia unit. Eggs are fertilized in buckets, rinsed and pumped in saline solution directly to incubators. Water hardened eggs are disinfected with Iodophor.

5.5 *Egg-take schedule*

Eggs are collected in late July to late August as fish enter the raceway.

5.6 *Carcass disposal*

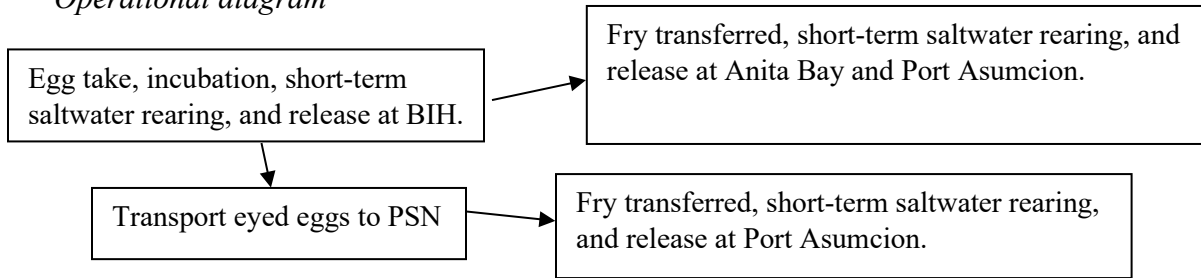
Carcasses are removed by the licensed cost recovery firm, given away as bait, or dumped whole in an approved deep-water location.

5.7 Planned releases this calendar year

Program Name	Brood Year	Release Date	Number to Release	Life Stage	Type of Mark, % Marked
Burnett Inlet summer chum	2024	4/2025	27,500,000	Smolt	TM, 100%
Anita Bay summer chum salmon	2024	4/2025	22,000,000	Smolt	TM, 100%
Port Asumcion	2024	4/2025	12,000,000 ¹	Smolt	TM, 100%
Nakat Inlet	2024	4/2025	13,000,000	Smolt	TM, 100%
Total			89,000,000		

¹ Additional 11 million shown on NBH planned release summary.

5.8 Operational diagram



5.9 Fish transport permits

FTP #	E.t., trans., or rel.?	Trans. From → To	Maximal #, Life Stage	Expires
15J-1002	Backup egg take, transfer, release	NBH to BIH to Burnett Inlet	25,000,000 eggs	7/30/2025
18J-1009	Egg take, release	BIH to Burnett Inlet	35,000,000 eggs	7/31/2028
18J-1010	Egg take, transfer, release	BIH to Nakat Inlet	15,200,000 eggs	7/31/2030
18J-1011	Egg take, transfer, release	BIH to Kendrick Bay	10,000,000 eggs	7/31/2028
18J-1007	Egg take, transfer, release	BIH to Port Asumcion	12,000,000 eggs	7/31/2028
22J-1015	Egg take, transport, rearing, release	NBH to PSNH	8,000,000 eggs	10/01/2032
10J-1028	Egg take, transfer, release	NBH to BIH to Anita Bay	25,000,000 eggs	12/31/2025
18J-1008	Egg take, transfer, release	BIH to Anita Bay	25,000,000 eggs	7/31/2028
19J-1016	Backup remote egg-take	Anita Bay to BIH	20,000,000 eggs	8/1/2029
19J-1019	Egg take, transfer, release	BIH to PSNH to Port Asumcion	8,000,000 eggs ¹	12/31/2029
21J-1018	Egg take, transfer	BIH to NBH	50,000,000 eggs	8/1/2031

¹ On behalf of Port Saint Nicholas Hatchery

Note: FTPs will be applied for or amended for consolidating the Port Asumcion program and FTPs no longer needed will expire.

6.0 Fall chum salmon: BIH and Nakat Inlet

6.1.1 Burnett Inlet Hatchery fall chum salmon program details

SSRAA intends to collect all fall chum eggs at BIH in 2025. If BIH is able to collect all of the necessary eggs, then eyed eggs will be transferred to NBH to provide for the Nakat Inlet release. Approximately 6.5 million fall chum eggs will be collected for the BIH program. Fry are ponded directly to saltwater for rearing and release at BIH. Returns to BIH contribute to common property fisheries, primarily the gillnet fishery in District 106 and provide for broodstock. Returning fish in excess of broodstock needs will be harvested for cost-recovery. The production goal is to release 6 million fall chum at 2.0 grams or more by mid-May.

6.1.2 Nakat Inlet fall chum salmon program details

Approximately 8 million eggs will be collected each September at BIH for the Nakat Inlet fall chum program. Eight million eyed eggs are transported to NBH and fry produced from these eggs are short-term reared in freshwater raceways at NBH, then transported by vessel to Nakat Inlet for continued rearing in seawater pens. The pens are located in the freshwater influence of Nakat Creek to ensure proper imprinting. Chum salmon smolt are released from the pens at Nakat Inlet in early May. Fall chum salmon returns to Nakat Inlet provide harvest in the common property fisheries, primarily by the gillnet fleet in Districts 1, 6, and 7 and terminal gillnet fisheries in the Nakat Inlet THA. All chum salmon are thermally marked to allow statistically valid contribution to the common property fisheries, assist in predicting returns, and evaluate optimal rearing and release strategies. The production goal is to release 8 million 2-grams or larger, fall chum salmon by mid-May.

6.2 Egg takes

Program Name	Ancestral Stock(s)	Egg Take Site, Stat Area	Primary or Alternate Source?	Current Year Egg Goal	Permitted Maximum
Burnett Inlet fall chum salmon	Disappearance + Lagoon Creek	BIH	Primary	6,500,000 ¹	10,000,000
Nakat Inlet fall chum salmon	Disappearance + Lagoon Creek	BIH	Primary	8,000,000 ²	8,000,000
TOTAL				14,500,000	

¹BIH fall chum egg take limit for BIH is 10 million (egg take through release at BIH). Program goal is 6.5 million.

²Fall chum eggs for Nakat Inlet are transferred to NBH.

6.3 Broodstock capture method

Fall chum salmon returning to BIH are hatchery-produced fish and have free access to the fish ladder which terminates in a holding raceway. Eggs are collected as fish ripen.

6.4 *Spawning*

Adult chum salmon are dispatched using an electro-anesthesia unit. Eggs are fertilized in buckets and are then rinsed and pumped to the incubation building. Eggs are disinfected with Iodophor.

6.5 *Egg-take schedule*

Eggs are collected in September as fish enter the raceway.

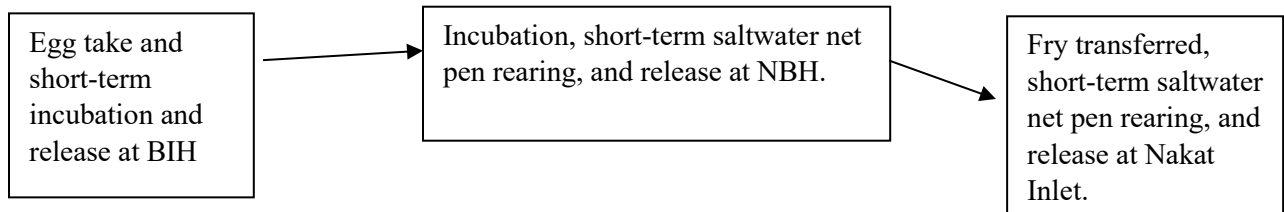
6.6 *Carcass disposal*

Carcasses are dumped in deep water, given away as bait, sold for cost recovery, or removed by the licensed cost recovery firm.

6.7 *Planned releases this calendar year*

Program Name	Brood Year	Release Date	Number to Release	Life Stage	Type of Mark, % Marked
Nakat Inlet	2023	May 2024	3,400,000	Smolt	TM, 100%
Burnett Inlet fall chum salmon	2024	May 2025	4,000,000	Smolt	TM, 100%
Total			7,400,000		

6.8 *Operational diagram*



6.9 *Fish transport permits*

FTP #	E.t., trans., or rel.?	Trans. From → To	Maximal #, Life Stage	Expires
98J-1006	Egg take, release	NBH to Neets Bay	35,000,000 eggs	6/30/2028
16J-1022	Egg take, transfer, and release	BIH to NBH to Neets Bay	29,000,000 eggs	12/31/2026
13J-1006	Egg take, transfer, release	NBH to BIH to Burnett Inlet	6,000,000 eggs	8/1/2033
16J-1021	Egg take, release	BIH to Burnett Inlet	10,000,000 eggs	12/31/2026
00J-1004	Transfer, release	NBH to Nakat Inlet	8,000,000 fry	12/31/2030
24J-1003	Egg take, transfer, release	BIH to NBH to Nakat Inlet	8,000,000 eggs	9/01/2034

7.0 Klawock River Hatchery fall coho salmon

7.1 Program details

The purpose of this program is to enhance production of coho salmon for common property fisheries in the Craig and Klawock areas. Returning coho salmon in excess of escapement and broodstock needs are harvested for cost recovery.

Prior to release, 70,000 (approximately 1.8%) of the total coho salmon production are coded-wire-tagged and adipose fin clipped. Tag recovery from adult coho salmon will commence in salt water where ADF&G conducts port sampling and a dockside creel census throughout Southeast Alaska. The coho salmon that pass through the commercial and sport fisheries in salt water and move into Klawock River are sampled during cost recovery and egg take. Recovered heads, assumed to hold CWTs, are sent to the Mark, Tag, and Age Lab in Juneau where they are processed to help determine hatchery contribution. ADF&G estimates freshwater sport harvest of coho salmon in Klawock River from the Statewide Harvest Survey and harvest reports on federal and state subsistence permits. The hatchery contribution of the freshwater harvest can be estimated by applying the hatchery composition of the cost recovery and egg take.

7.2 Egg takes

Program Name	Ancestral Stock(s)	Egg-Take Site, Stat Area	Primary or Alternate Source?	Current Year Egg Goal	Permitted Maximum
Klawock River coho salmon	Klawock River	Klawock River Hatchery 103-60-10470	P	5,000,000	5,500,000
Species/Run Totals				5,000,000	5,500,000

7.3 Escapement Requirement and Removal Schedule

The escapement goal is 4,000–9,000 coho salmon based on weir count. The department developed a weekly escapement schedule for statistical week 31 through statistical week 48 to achieve an escapement target, 6,500, which is within the escapement goal range. The schedule removes 140 coho salmon from the 6,500 fish escapement target to account for fish returning prior to statistical week 31 and after November 30. SSRAA will follow the weekly escapement schedule and provide the department with a weekly report containing daily counts of coho and sockeye salmon passed upstream, used for cost recovery, and collected for broodstock. All other species will be passed as efficiently as possible. Fish given away to the community are classified as cost recovery. The weekly report must be e-mailed to the department contacts listed below by noon Monday of the following statistical week. Significant overage/underage in a given statistical week will be made up the following week until the schedule's cumulative totals are caught up. SSRAA staff will contact the department if large numbers of coho salmon are seen migrating into Klawock Lake prior to weir installation.

Weekly Coho Salmon Escapement Schedule, 2025¹

Stat Week	Dates	Weekly Escapement	Sum
31	7/27–8/2	30	30
32	8/3–8/9	45	75
33	8/10–8/16	75	150
34	8/17–8/23	135	285
35	8/24–8/30	190	475
36	8/31–9/6	265	740
37	9/7–9/13	370	1,110
38	9/14–9/20	580	1,690
39	9/21–9/27	705	2,395
40	9/28–10/4	815	3,210
41	10/5–10/11	815	4,025
42	10/12–10/18	725	4,750
43	10/19–10/25	575	5,325
44	10/26–11/1	425	5,750
45	11/2–11/8	260	6,010
46	11/9–11/15	180	6,190
47	11/16–11/22	100	6,290
48	11/23–11/29	70	6,360

¹ This schedule assumes the weir will be installed during statistical week 31 and that it be pulled no later than November 30, to allow unimpeded fish migration to and from Klawock Lake. The department believes that based on historical data, enough coho salmon will return before statistical week 31, and after November 30, to reach the 6,500 coho salmon escapement target using the above escapement schedule.

Department contacts for weekly salmon count reports are:

- Division of Sport Fish, Region 1 Enhancement Coordinator, Matt Catterson (matt.catterson@alaska.gov)
- Division of Commercial Fisheries area management biologist (AMB) in Ketchikan, Bo Meredith (bo.meredith@alaska.gov)
- Division of Sport Fish AMB in Craig, Craig Schwanke (craig.schwanke@alaska.gov).

7.4 Weir Operation

In 2025, the Klawock River weir will be installed on July 1 in order to estimate Klawock Lake sockeye salmon escapement. Hatchery personnel will count all sockeye salmon that pass upstream though the weir beginning July 1. The numbers will be reported to ADF&G weekly. A downstream gate will be installed in the weir to allow unimpeded outmigration of fish in the Klawock River through July.

The weir will be operated as follows to capture coho salmon for cost-recovery and broodstock needs:

Beginning Statistical Week 31: Fish will be counted through the cost-recovery raceways and/or counted through an opening in the weir face, each week until the weekly escapement target for

coho salmon has been achieved. Coho and sockeye salmon will be counted by species as they are passed through the weir or placed in cost-recovery/broodstock raceways and recorded in daily logbooks. The numbers will be reported to ADF&G weekly. The following data will need to be included each day in the logbook: start and stop times for counts; counts of fish passed by species; and sampling location (e.g., weir face or raceway). All species that enter the raceways and passed upstream for escapement will be moved as quickly as possible.

The weir will be removed from the river no later than November 30:

November 30: Disassemble and remove the weir from the river. In the event that escapement has not been met by that time, it will be assumed that additional numbers will be minimal and that unhindered movement upstream and downstream by all species will occur. Furthermore, eliminating the weir from the river at this time will reduce equipment damage due to increases in late fall flood events.

7.5 Broodstock capture method

Returning coho salmon are a mix of wild stock and hatchery-origin fish. Fish migrating up the river are diverted into raceways at the weir. Coho salmon are sorted back into the river upstream of the weir, held as broodstock, or sold as cost recovery. Broodstock will preferably not be removed from the fish previously passed upstream of the weir as escapement. The department may approve removal of fish from the river and lake above the weir only if the escapement goal has been exceeded and there is a broodstock shortage. At no time will collection of broodstock above the weir reduce the coho salmon escapement below the escapement goal range. If the weir has been overtopped by a flood, an accurate estimate of the number of fish that passed the weir during the flood event should be reported to the department shortly after the event occurs. Hard counts of passing fish are preferred over calculated estimations.

7.6 Spawning

An estimated 3,800 fish are required for broodstock. Fish migrating up the river are diverted into raceways at the weir. Broodstock will be held in raceways until ripe. Eggs from three females are fertilized with milt from two males in two-gallon buckets. Fresh water is added to activate fertilization. The eggs are rinsed in clean water and then loaded into Kitoi box incubators for water hardening in 100 ppm Iodophor solution for one hour.

7.7 Egg-take schedule

Broodstock collection begins in September and ends in November. Egg takes occur weekly from late October until mid-November. Females are sorted for ripeness prior to spawning. The number of eggs collected is based on a fecundity of 2,500 eggs per female.

7.8 Carcass Disposal

These will be returned to the watershed or sold as bait per AS 16.10.450.

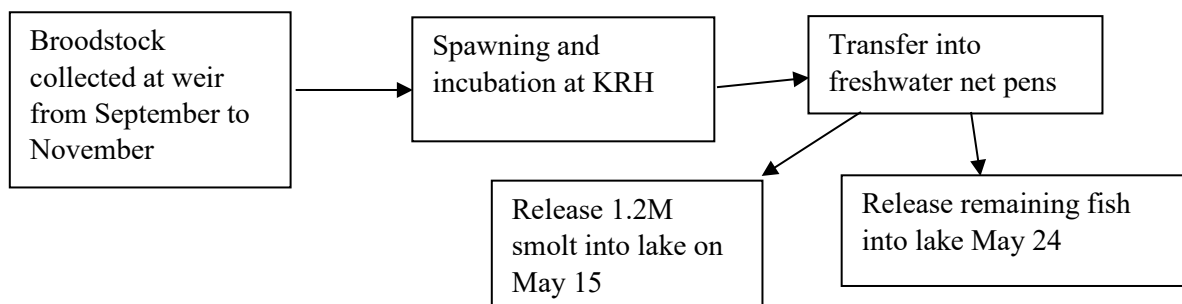
7.9 *Planned releases this calendar year of previous brood years' production*

Program Name	Brood Year	Release Date	Number to Release	Life Stage	Type of Mark, # Marked	Thermal Mark
Early lake release coho salmon	2023	5/15/2025	1.2 million	smolt	CWT, 2.7%	No
Lake release	2023	5/24/2025	2.9 million	smolt	CWT, 1.5%	No

7.10 *Previous brood years that will remain in culture during the entire calendar year.*

Program Name	Brood Year	Number Live (Jan. 1)	Number, Release Date	Life Stage
Klawock River coho salmon	2024	4.8 million	4.5 million, 2025	Eyed Eggs/Alevins

7.11 *Operational Diagrams*



7.12 *Fish Transport Permits*

FTP #	Egg take, transport, or release?	Trans. From → To	Maximal #, Life Stage	Expires
16J-1011	Egg take, transport, release	KRH to Klawock Lake	5,000,000 eggs ¹	6/30/2034
16J-1010	Transport, release	Klawock Lake to saltwater net pens	Pre-smolt from 5,000,000 eggs	6/30/2026

¹ Up to 1.2 million fish maybe be released on May 15. Remaining fish will be released May 24. Maximum egg take on FTP is 5,000,000.

8.0 Port Saint Nicholas Chinook salmon

8.1 *Program Details for Port Saint Nicholas Release*

Beginning in 2018, SSRAA increased the number of smolt released at PSN with yearling smolt from CLH. The PSNH was producing 130,000 smolt at the time, which was well below the permitted capacity of 770,000 smolt. The fish in question were slated for transport to NBH but in response to concerns relative to the Behm Canal corridor and the Unuk River Chinook salmon wild stock returns, SSRAA shifted production to the release site at PSN. In 2025, SSRAA will continue the PSN release at the 600,000 fish level with 500,000 of those coming from CLH. Returning adults will contribute to the commercial and sport harvest in Districts 3, 4, and 13 as well as cost recovery. PSNH will continue to produce smolt on site for release at the PSN net pen site but eggs will remain at WLH from egg take until approximately July 1 when fed fry will be transported via the Inter-Island Ferry from Ketchikan to Prince of Wales Island and overland to PSNH for continued freshwater rearing until April of the following year. This will allow the facility to be vacant from April–July each year.

8.2 *Weir Operation*

A weir will be installed at the terminus of Port Saint Nicholas Creek to prevent returning Chinook salmon that enter the creek from transiting to upstream spawning habitat. The weir will be located at approximately 55°26.99' N lat, 132°59.50' W long, approximately 100-feet upstream of the saltwater sport fishing boundary, as determined and marked by ADF&G. This corresponds to city-owned property along the creek, also known as tract K, ANCSA 14 C subdivision plat 95-57, recorded September 12, 1995. The weir will be operated from May 1 through August 15. If adult Chinook salmon are no longer in the system, the weir will be removed before August 15. Picket spans will be gauged to allow pink and chum salmon, and trout species, free access in either direction yet inhibit passage of Chinook salmon by virtue of their size. Due to run timing of salmon in the system, it is not expected that there will be any major conflicts between returning Chinook salmon and native pink salmon. The weir will be angled to lead Chinook salmon into a covered trap section with an anti-backout device. Returning Chinook salmon will not be allowed to spawn. Chinook salmon carcasses will be given away or sold as bait per AS 16.10.450. The weir location is in very shallow water, therefore, installation and maintenance will be relatively easy. Hatchery staff will walk the Port Saint Nicholas headstream weekly until August 31 and remove any Chinook salmon found upstream of the weir. The department requests that a weekly update of weir and stream survey activity be provided to the Division of Commercial Fisheries (CF) area management biologist (AMB) in Ketchikan and Division of Sport Fisheries (SF) AMB in Craig during the period that the weir is in place.

8.3 Egg Takes

Program Name	Ancestral Stock(s)	Egg-Take Site	Primary or Alternate Source?	Current Year Egg Goal	Permitted Maximum
PSNH Chinook salmon	Chickamin River	Whitman Lake Hatchery	Primary	120,000	770,000
CLH to PSN Chinook salmon	Chickamin River	Whitman Lake Hatchery	Primary	520,000	520,000

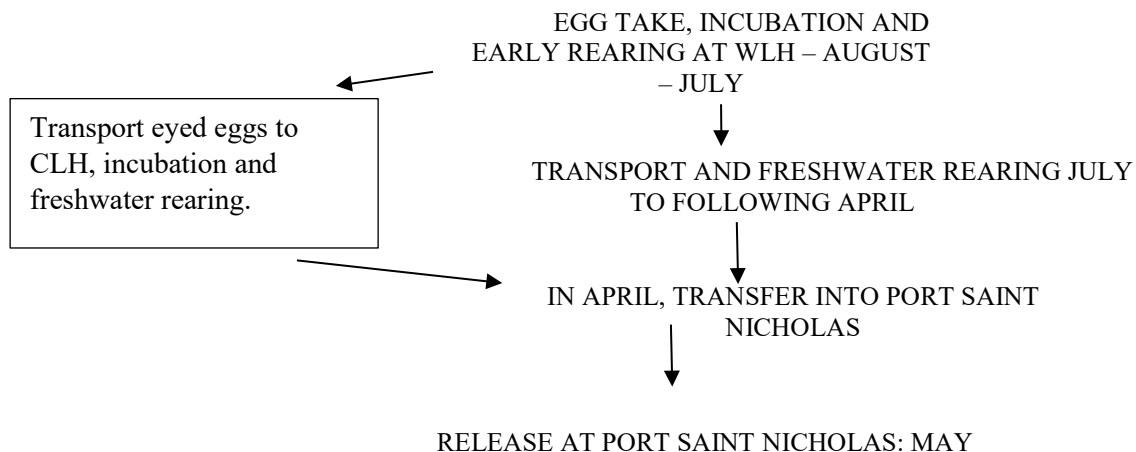
8.4 Planned releases this calendar year of previous brood years' production

Program Name	Brood Year	Release Date	Target Release	Life Stage	Type of Mark, # Marked
PSNH Chinook salmon	2023	May 2025	100,000	Smolt	CWT, 20% AC 100%, TM 100%
CLH to PSN Chinook salmon	2023	May 2025	500,000	Smolt	CWT 20% AC 100%, TM 100%

8.5 Previous brood years that will remain in culture during the entire calendar year

Program Name	Brood Year	Number Live (Jan. 1)	Release Date	Life Stage
PSNH salmon (Chickamin River stock)	2024	110,000	May 2026	Sac fry
CLH to PSN Chinook salmon	2024	520,000	May 2026	Sac fry

8.6 Operational diagram for Port Saint Nicholas Release



8.7 Fish transport permits

FTP #	Egg take, transport, or Release?	Transport From → To	Maximal #, Life Stage	Expires
16J-1012	Transport, release	WLH to PSNH to Port St Nicholas	770,000 eggs	6/30/2026
20J-1027 ^a	Transport, release	CLH to PSN ^a	500,000 smolt	8/1/2030
21J-1011	Transport, release	CLH to NBH to PSN	315,000 fed fry	4/1/2031
22J-1010	Transport, release	WLH to PSN	110,000 fed fry	07/01/2032

^a A Permit Alteration for PSNH is being considered administratively for permitting egg take at WLH (e.g., 16J-1012), rearing at CLH, and release at PSN (e.g., 21J-1011 and 22J-1010).

9.0 Deer Mountain triploid rainbow trout

9.1 Deer Mountain Triploid trout program details

Triploid rainbow trout eggs are transported from William Jack Hernandez Hatchery (WJHH) to DMH in February each year as eyed eggs. Eggs are incubated and reared to various sizes prior to stocking in local Ketchikan lakes (Harriet Hunt Lake and Carlanna Lake). Four stockings occur at 1 gram, 2 grams, 4 grams, and 10 grams throughout the summer. Some fish are retained at the hatchery for 16 months to be stocked to City Park for harvest in a “Kid’s Fishing Day” in June. All three lakes are category 3, meaning they have barrierred or weired outlets.

9.2 Planned releases this calendar year

Program Name	Brood Year	Release Date	Number to Release	Life Stage	Type of Mark, % Marked
Deer Mountain Rainbow Trout	2024	May - August	54,000	Juvenile	none

9.3 Fish transport permits

FTP #	E.t., trans., or rel.?	Trans. From → To	Maximal #, Life Stage	Expires
20J-1001	transfer	WJHH to DMH	200,000 eggs	12/31/2029
20J-1002	release	DMH to Carlanna Lake	12,000 subcatchable	12/31/2029
20J-1003	release	DMH to Harriet Hunt Lake	40,000 subcatchable	12/31/2029
20J-1004	release	DMH to City Park	2,000 catchable	12/31/2029

10.0 Mark and tag program

The purpose of marking hatchery releases is to evaluate SSRAA's contribution to fisheries. Mark recoveries provide valuable data for estimating survival by hatchery, release site, stock, brood year, rearing strategy, and release strategy. All SSRAA hatchery-produced chum, Chinook, and coho salmon releases are marked by otolith marks, clipped adipose fin, CWT, or a combination of these. All chum salmon are otolith marked. A portion of all coho and Chinook salmon releases are marked by having their adipose fin clipped and CWT'd. Starting with BY20, nearly all Chinook salmon releases were 20% CWT'd and 100% adipose clipped; this practice will end with BY23. Though 2024, there were no management strategies to realize any benefit from the 100% clipping program, so SSRAA plans to mark Chinook production at 20% adipose clipped and 20% CWT in the future unless there are other benefits SSRAA envisions by adipose clipping 100% for a specific release group. Nearly all Chinook releases will also be otolith marked. Releases by mark type are listed in 1.5 Production Summary.

Chum salmon otoliths will be sampled from the fisheries and the hatchery rack from across the return. All Chinook and coho salmon returning to the hatchery rack will be examined for marks and tags. Chinook and coho salmon harvested in cost recovery fisheries will also be sampled for CWTs as necessary for return evaluation. Fishery mark recovery programs are in program details, above.

Additionally, mark recoveries assist National Marine Fishery Service (NMFS), ADF&G, and hatchery operator's research on salmon return forecasts. Otolith mark recoveries can also be recovered from at-sea surveys to determine marine distribution by origin, for example. Otoliths may be sampled from streams for mark presence and identification.

11.0 Harvest Management

11.1 *Special Harvest Areas*

Sport and personal use fisheries will be managed as described in regulations for these waters. The department may use emergency order (EO) authority to address issues that arise in season.

5 AAC 40.043. Neets Bay Special Harvest Area - Behm Canal

Management Considerations: Returning fish to the SHA will be sufficient to meet broodstock needs. No management considerations are required to meet the facilities' broodstock goals. Common property fisheries will occur in the SHA in the event adult returns either exceed SSRAA's ability to harvest all fish in a timely manner or SSRAA's cost-recovery needs.

Projected returns this year:

Species, Run	Release Location	Common Property Harvest	Other ¹	Total Return
Coho salmon	Neets Bay	58,800	39,200	98,000
Chum salmon, summer	Neets Bay	481,000	894,000	1,375,000

¹ May include broodstock, cost recovery, Metlakatla Indian Community (MIC) harvest, etc.

5 AAC 40.041. Herring Bay Special Harvest Area - Ketchikan

Management Considerations: That portion of the SHA between the hatchery outlet and south Tongass Highway Bridge is closed to sport fishing by regulation. Herring Cove Creek downstream of the highway bridge may be closed to sport fishing if broodstock shortages develop in season. The remainder of the SHA may be closed to all fishing if hatchery broodstock needs are jeopardized.

Chinook salmon

In 2025, SSRAA is not anticipating a shortage of broodstock; however, protection of broodstock from the sport fishery in the Herring Cove SHA may be requested to allow adults to pass through to the hatchery.

In 2012, a Herring Bay THA management plan was adopted by the Alaska Board of Fisheries (BOF). Three THAs were established: one for troll gear, one for sport fish gear, and one for a personal use fishery (5 AAC 33.369). Trolling will be open from July 1 through August 30. Personal use fishing will be allowed at all times that the troll THA is open. Sport fishing will be open from June 1 through July 31. Modification may be considered to the plan if broodstock shortages occur at the WLH.

Coho salmon

SSRAA does not anticipate a broodstock shortfall in 2025 but SSRAA may request an SHA closure if the anticipated return does not appear to support broodstock requirements. Fish in excess of broodstock needs will be removed and sold to a local processor.

Coho salmon returns are expected to be average. Due to the configuration of the SHA, protection of the broodstock from the sport fishery is sometimes requested during early August through October. There are two primary concerns: first, the eggs for all of SSRAA's fall coho salmon projects are collected from adults returning to Whitman Lake and second, SSRAA has documented a common property harvest rate on these fish that has exceeded 95% of the return.

SSRAA staff track harvest and return of these fish by the net, sport, and personal use fisheries. SSRAA monitors the CWT database and contacts ADF&G stock assessment personnel, including the Division of Commercial Fisheries troll biologist, to assess this return.

SSRAA will ask the department for an SHA closure if the anticipated return does not appear to support broodstock requirements. SSRAA will ask the department to reopen the SHA once enough broodstock have been collected. There have been occasions when SSRAA has not been able to collect the required number of adults at Whitman Lake despite this closure.

There is no plan for cost recovery harvest of coho salmon at Whitman Lake. If excess fish do enter the raceway, they are processed and sold locally as a means of removing carcasses from the hatchery.

Projected return this year:

Species, Run	Release Location	Common Property Harvest	Other ¹	Total Return
Fall coho salmon	Herring Cove	8,700	8,700	17,400
Chinook salmon	Herring Cove	3,800	10,000	13,800

¹ May include broodstock, cost recovery, MIC harvest, etc.

5 AAC 40.045. Nakat Inlet Special Harvest Area

Management considerations: Management considerations do not need to be made, as broodstock acquisition will not be performed at Nakat Inlet. The summer fishery in the Nakat Inlet SHA is gillnet, troll, and personal use for both summer and fall seasons. If significant numbers of unharvested fish remain in the SHA after common property fishing efforts have ceased, SSRAA will conduct a clean-up fishery to remove any excess fish.

Projected return this year:

Species, Run	Release Location	Common Property Harvest	Other ¹	Total Return
Coho salmon	Nakat Inlet	16,500	5,500	22,000
Chum salmon, summer	Nakat Inlet	310,000	206,000	516,000
Chum salmon, fall	Nakat Inlet	3,600	2,400	6,000

¹ May include broodstock, cost recovery, MIC harvest, etc.

5 AAC 33.377. Kendrick Bay Terminal Harvest Area

Management Considerations: The Kendrick Bay THA is defined as those waters of Kendrick Bay west of 131°59'00' W long and those waters of McLean Arm west of 131°57.80' W long. Management considerations do not need to be made to protect broodstock, as broodstock will not be taken at Kendrick Bay. Kendrick Bay opens by regulation on June 15 and closes September 30 each season.

Projected return this year:

Species, Run	Release Location	Common Property Harvest	Other ¹	Total Return
Chum salmon, summer	Kendrick Bay	1,073,000	358,000	1,375,000

¹ May include broodstock, cost recovery, MIC harvest, etc.

5 AAC 40.039. Burnett Inlet Special Harvest Area

Management Considerations: Special management considerations to protect broodstock are not anticipated at this time. Summer and fall chum will be returning to Burnett Inlet in 2025 and any

excess broodstock will be harvested for cost recovery. Cost Recovery fishing periods for the hatchery permit holder will be opened and closed by EO.

Projected return this year:

Species, Run	Release Location	Common Property Harvest	Other ¹	Total Return
Chum salmon, summer	Burnett Inlet	208,000	485,000	693,000
Chum salmon, fall	Burnett Inlet	11,900	11,900	23,800

¹ May include broodstock, cost recovery, MIC harvest, etc.

5 AAC 40.061. District 7: Anita Bay Special Harvest Area.

Management Considerations: A hatchery permit holder harvesting salmon within the SHA is exempt from the provisions of 5 AAC 33.310. Fishing periods for the hatchery permit holder will be opened and closed by EO by gear type. SSRAA will not be conducting cost-recovery in Anita Bay in 2025. In 2025, the Anita Bay THA (5 AAC 33.383) will open to common property troll, purse seine and drift gillnet fishing from June 1 to November 10. More information on time and gear rotation are provided in the 2025 Crystal Lake Hatchery AMP.

Projected return this year:

Species, Run	Release Location	Common Property Harvest	Other ¹	Total Return
Coho salmon	Anita Bay	7,500	6,100	13,600
Chum salmon, summer	Anita Bay	237,000	158,000	395,000
Chinook salmon	Anita Bay	1,000	7,900	8,900

¹ May include broodstock, cost recovery, MIC harvest etc.

5 AAC 33.379. District 1: Carroll Inlet Terminal Harvest Area.

Management Considerations: The Carroll Inlet THA was re-established by the BOF in 2018 (5 AAC 33.379). The area will be managed from June 1 through July 1 for troll gear, purse seine, and drift gillnet gear to provide for the harvest of hatchery produced Chinook salmon during periods established by EO. After July 1, SSRAA will coordinate with ADF&G to remove excess Chinook from the water if needed. Excess Chinook would be sold as cost recovery. The Carroll Inlet Terminal Harvest Area consists of the waters of Carroll Inlet north of Nigelius Point at 55°33.50' N lat. Management considerations do not need to be made to protect broodstock, as broodstock will not be taken at Carroll Inlet.

Species, Run	Release Location	Common Property Harvest	Other ¹	Total Return
Chinook salmon	Carroll Inlet	3,200	7,900	11,100

¹ May include broodstock, cost recovery, MIC harvest, etc.

5 AAC 40.051. District 3: Klawock Inlet and River Special Harvest Area.

Management Considerations

Commercial Fisheries

Commercial seine and troll fisheries will intercept coho salmon returning to KRH on the west coast of Prince of Wales Island. Additional harvest also occurs throughout the Southeast Alaska troll fishery. Commercial fisheries specifically targeting these fish will not occur unless returns justify it based on inseason information. Returns of coho salmon to the Klawock River weir should be adequate to meet the escapement goal range of 4,000–9,000 fish and broodstock needs of 3,800 fish.

Freshwater Sport Fisheries

The entire Klawock River watershed is open to sport fishing for coho salmon and is managed under the region wide limit of 6 fish per day and 12 in possession. By regulation, fishing is closed within 300 feet of the installed weir. By regulation, bait is not allowed in most of the drainage because of the presence of fall-run steelhead and designation of the Klawock drainage as a high-use trout system. In the spring of 2015, BOF adopted a proposal to allow bait in the Klawock River downstream of the weir from September 15 to October 15. Sport fisheries will be managed by general regulations for the waters outlined by the SHA. The department may use EO authority to address in season issues.

Saltwater Sport Fisheries

Currently, the marine sport fishery for coho salmon is managed under the region wide limit of 6 fish per day and 12 in possession year-round. Sport fisheries will be managed by general regulations for the waters outlined by the SHA. The department may use EO authority to address inseason issues.

State Subsistence Fisheries

The BOF established a state subsistence fishery whereby Alaska residents are allowed harvest opportunity under provisions of a subsistence permit obtained from the department. The department has established harvest limits of 20 coho salmon per day, with a 40 fish annual limit, in the customary and traditional use area in the Klawock River estuary below the bridge. Allowable fishing gear in state waters includes dip nets, hand beach seines, hand purse seines, spears, and cast nets throughout the July 1–October 31 fishing season. Use of rod and reel is not an allowable gear type in this fishery.

Federal Subsistence Fisheries

In addition to the state fishery described above, a federal subsistence fishery on Klawock River is authorized under federal regulations by permit for residents of Prince of Wales Island. The fishery allows for a harvest of 20 coho salmon per day with no annual limit. Permitted gear includes rod and reel with bait (bait is only allowed from September 15–November 15), dip net, hand snagging lines, and spears. Please contact the local U.S. Forest Service representative for questions regarding the federal subsistence fishery on the Klawock River.

Cost Recovery Management

Cost recovery may be conducted at the Klawock weir or in the Klawock SHA as defined by 5 AAC 40.051 with the stipulations described in the paragraphs below.

Cost-recovery harvest of coho salmon in the Klawock SHA may be conducted weekly after escapement needs have been met. The department must receive timely weir data from the previous statistical week. If the weekly reports from the weir are not received by the date and time specified an EO closing cost-recovery harvest in the Klawock SHA will be issued. Cost recovery in the Klawock SHA will remain closed until weir data has been properly submitted.

Cost-recovery harvest in Klawock Inlet may be conducted using purse seine or troll gear. Although gillnet gear is allowed by regulation, the department will not allow gillnet gear at this time. Harvest in the SHA will continue to operate experimentally to determine whether hatchery-origin coho salmon can be harvested by means of purse seine or troll gear without adversely impacting wild salmon stocks that transit the area or return to the Klawock River. Hatchery personnel must notify the CF AMB, in Ketchikan, prior to any SHA cost-recovery operations. Once the department has reviewed the cost-recovery plan, the department will allow cost recovery operations in the SHA to begin. The department reserves the right to have an observer on board any cost-recovery vessel. The department reserves the right not to open the SHA or to close the area to cost recovery if the department feels the cost recovery will adversely impact the escapement of wild stock salmon or steelhead to any of the streams in the vicinity of the SHA. If the mortality rates of other species are determined to be unacceptable, then cost recovery operations in the SHA will be terminated.

Coho salmon are the only species of salmon that may be retained onboard the cost-recovery vessel. All other species of salmon and steelhead must be released alive immediately. The cost-recovery vessel may not have other commercially caught fish onboard. All vessels involved in cost recovery must have a current CFEC vessel license.

The cost-recovery vessel must document all activities on a daily log which will be provided by the department. The following must be on the daily log; numbers of coho salmon harvested including whether it has an adipose fin clip or not, numbers of released salmon by species (including steelhead), numbers of mortalities of released salmon (including steelhead), latitude and longitude of fishing area, times and duration of sets and clear details on processing times and locations. At the end of each fishing day, the daily log must be sent via fax, or email to the Ketchikan CF AMB where it will be reviewed. Any changes to the cost-recovery program will be immediately passed on to the SSRAA General Manager.

The KRH hatchery manager will also provide daily information on the timing and location of landings and processing to the Ketchikan CF AMB while cost-recovery operations are taking place in the SHA. This will allow the department to sample the catch if onboard observers are not present. The department may require that salmon heads are given to the department to be otolith sampled.

At the end of the season, the department and SSRAA will examine the results of the cost-recovery fisheries and determine the feasibility of using the SHA for long-term cost recovery.

Any fish given away are considered cost recovery and must be documented on a fish ticket. Fish tickets are to be sent to the department on a weekly basis while conducting cost recovery.

Projected return this year:

Species, Run	Release Location	Common Property Harvest	Other ¹	Total Return
Coho salmon, fall	Klawock River	111,700	47,900	159,600

¹ May include broodstock, cost recovery, MIC harvest etc.

5 AAC 40.053. District 3: Port Saint Nicholas Special Harvest Area.

Management Considerations

In 2025, the use of setnet for cost-recovery harvest in the SHA will be allowed under EO. Due to concern for incidental catch of steelhead, any gillnet used will have a minimum 7-inch mesh restriction. The operator will notify the department if steelhead are incidentally harvested during cost-recovery efforts. The operator should keep in close contact with the Craig area port samplers to help ensure cost-recovery harvest is sampled for CWTs. The department requests that a weekly update of cost-recovery activity be provided to the CF AMB in Ketchikan and SF AMB in Craig during the period that the SHA is open. By regulation the SHA is open to cost recovery May 1-August 15. In 2025, the start date for cost recovery in the SHA will be delayed until June 1.

If deemed necessary by either the department or SSRAA, to achieve full utilization of Chinook salmon returning to the Port Saint Nicholas release location, a personal use fishery can be authorized by EO per 5 AAC 77.685. A personal use fishery would be open in the SHA, or a portion of the SHA, and would allow both dip net and beach seine gear. Daily and annual limits would be set by ADF&G in consultation with SSRAA.

Projected return this year:

Species, Run	Release Location	Common Property Harvest	Other ¹	Total Return
Chinook salmon	Port Saint Nicholas	2,500	6,300	8,800

¹ May include broodstock, cost recovery, MIC harvest, etc.

Port Asumcion Special Harvest Area.

The Port Asumcion SHA is designated as all waters within Port Asumcion north and west of a line from Point Cosinas located at 55°21.789' N lat, 133°30.645' W long to a point west of Point Maria located at 55°2.040' N lat, 133°30.256' W long.

Fishing periods and legal gear for cost recovery harvest in the SHA may be modified for the hatchery permit holder by EO, as needed.

Management Considerations

There are no broodstock concerns at Port Asumcion and no common property fisheries are anticipated. The site is intended to be a cost recovery site only. There will be no hatchery produced coho returning the site.

Species, Run	Release Location	Common Property Harvest	Other ¹	Total Return
Summer chum	Port Asumcion	218,000	218,000	435,000

¹ May include broodstock, cost recovery, MIC harvest etc.

11.2 Cost Recovery

In general, SSRAA conducts cost recovery harvest at five sites: Neets Bay SHA, Burnett Inlet SHA, Klawock River SHA, Port Asumcion SHA, and the Port Saint Nicholas SHA. In addition, SSRAA may sell excess Chinook and coho salmon that enter the holding ponds at NBH and WLH and any Chinook removed from the water in the Carroll Inlet THA will also be sold as cost recovery. In 2025, SSRAA will also collect cost recovery from a portion of the summer chum returning to the terminal area in Kendrick Bay.

SSRAA's goal is that ultimately 75% of all fish produced will be harvested in common property fisheries by the commercial fishing fleets it represents, with the remaining 25% harvested as cost recovery by SSRAA to cover operating expenses and retire long-term debt and broodstock for continuing production. In 2024, about 72% of SSRAA's returning adults were harvested by common property fishermen.

12.0 Historical Returns

Historical returns by brood year and age class – please see: <https://ssraa.org/chum-historic-releases/>, <https://ssraa.org/fall-chum-historic-data/>, and <https://ssraa.org/chinook-historic-data/>.

13.0 APPROVAL

Recommendation for Approval: SSRAA Hatcheries' Annual Management Plan 2025

Susan Doherty, General Manager, SSRAA 7/29/2025

Bo Meredith, Area Management Biologist, Division of Commercial Fisheries 7/28/2025

Katie Taylor, Area Management Biologist, Division of Commercial Fisheries 7/17/2025

Kelly Reppert, Area Management Biologist, Division of Sport Fish 7/23/2025

Craig Schwanke, Area Management Biologist, Division of Sport Fish 4/21/2025

Jeff Rice, Area Management Biologist, Division of Sport Fish 7/17/2025

Judy Lum, Regional Supervisor, Division of Sport Fish 7/28/2025

Anne Reynolds-Manney, Regional Supervisor, Division of Commercial Fisheries 7/28/2025

Lorna Wilson, PNP Program Assistant Coordinator, Division of Commercial Fisheries 7/29/2025

Approval:

The 2025 SSRAA Hatcheries' Annual Management Plan is hereby approved:

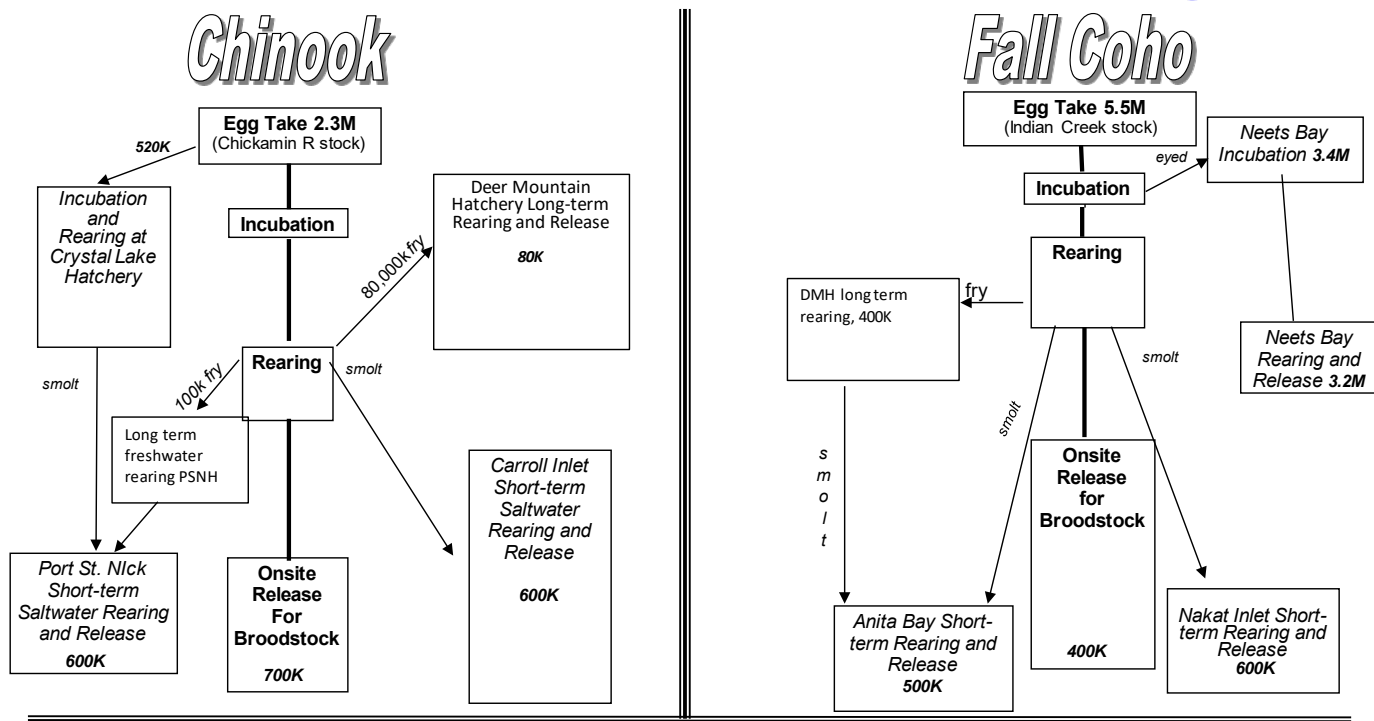
Jason Dye, Deputy Director, Division of Sport Fish 7/30/2025

Forrest Bowers, Operations Manager, Division of Commercial Fisheries 7/30/2025

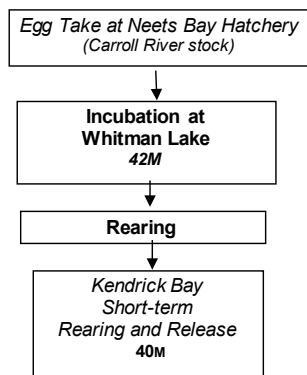
APPENDICES

- Appendix A – Facility Program Diagrams
- Appendix B – Production Summary Diagrams
- Appendix C – Maps

Whitman Lake Hatchery



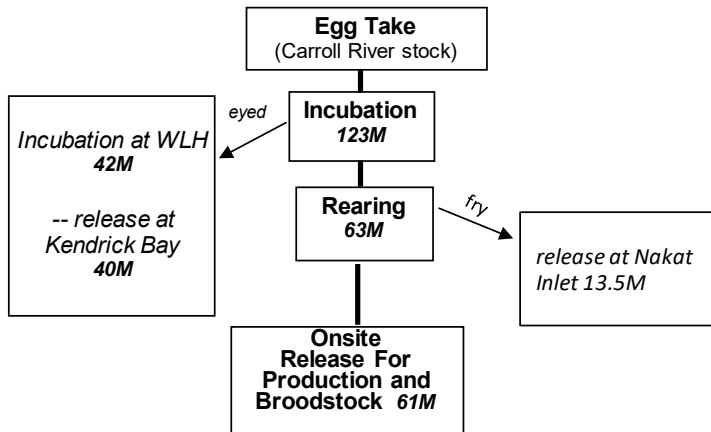
Summer Chum



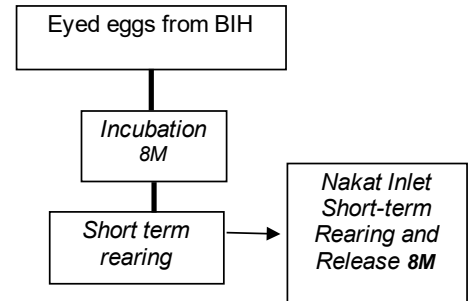
— = Onsite Hatchery Operation
 → = Transport
Bold Type = Core Onsite Program
Italic Type = Remote rearing or release program
 # are bold and *K*=thousands *M*=millions

Neets Bay Hatchery - 2025

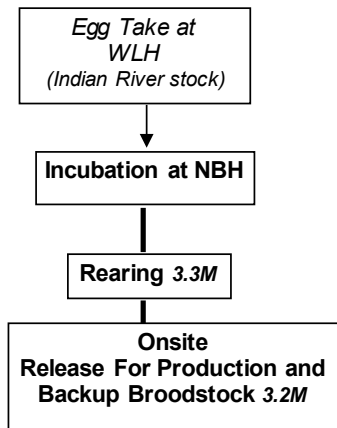
Summer Chum



Fall Chum



Fall Coho



Chinook

**PROGRAM
DISCONTINUED**

— = Onsite Hatchery Operation

→ = Transport

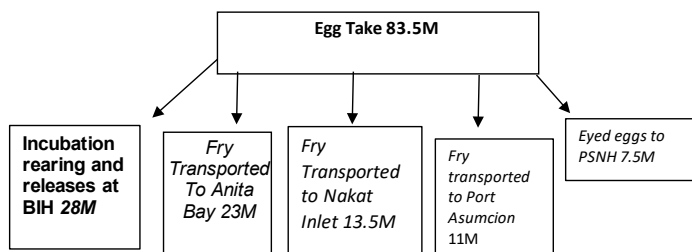
Bold Type = Core Onsite Program

Italic Type = Remote rearing or release program

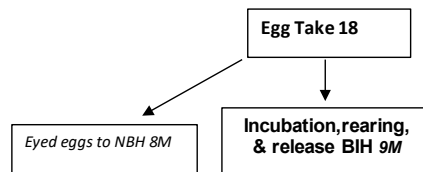
are bold and *italic* κ=thousands M=millions

Burnett Inlet Hatchery - 2025

Summer Chum



FALL CHUM



— = Onsite Hatchery Operation
 —→ = Transport
Bold Type = Core Onsite Program
Italic Type = Remote rearing or release program
 # are bold and italic *K*=thousands *M*=millions

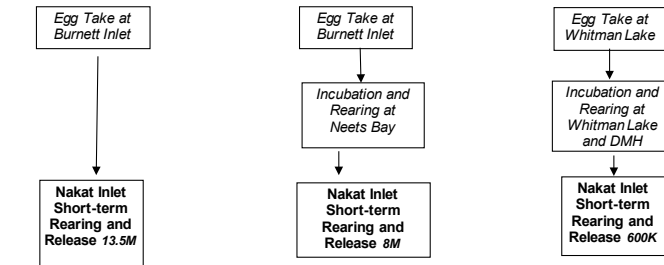
Remote Release Sites

Nakat Inlet, Anita Bay, Kendrick Bay, Port Asuncion

All Remote Sites are for Production

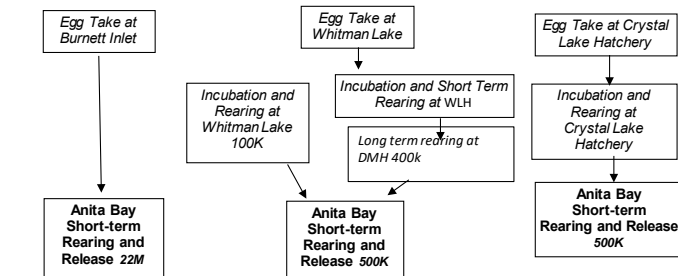
Nakat Inlet

Summer Chum *Fall Chum* *Fall Coho*



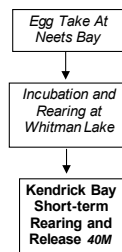
Anita Bay

Summer Chum *Fall Coho* *Chinook*



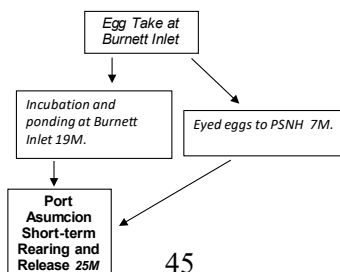
Kendrick Bay

Summer Chum



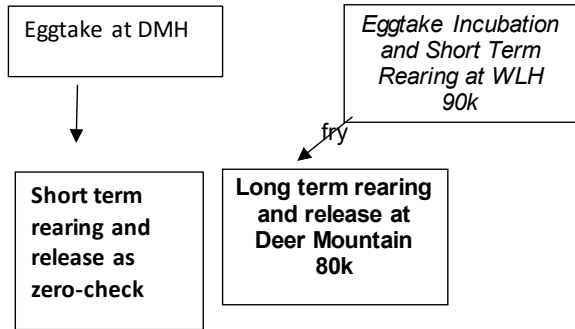
PORT ASUMCION

Summer Chum

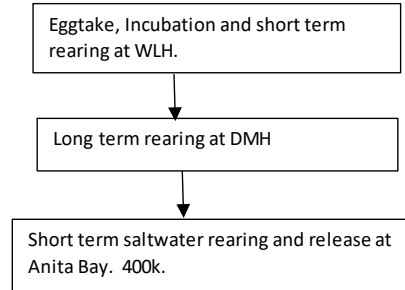


Deer Mountain

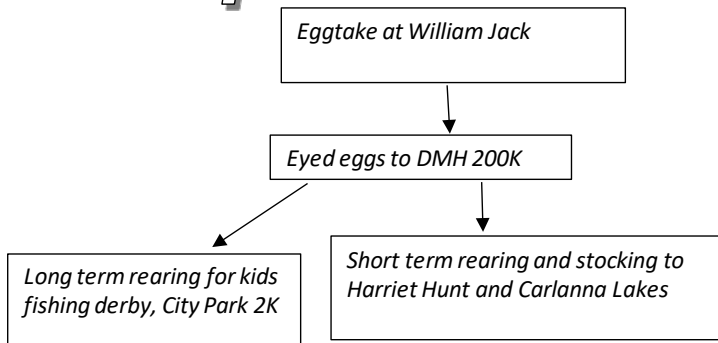
Chinook





Fall Coho



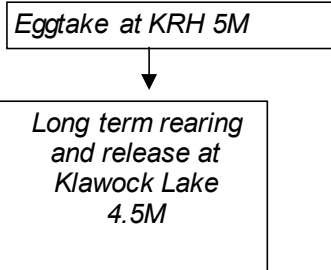
Triploid Rainbow Trout



 = Onsite Hatchery Operation
 = Transport
Bold Type = Core Onsite Program
Italic Type = Remote rearing or release program
 # are bold and *italic* K=thousands M=millions
 red type - permits pending

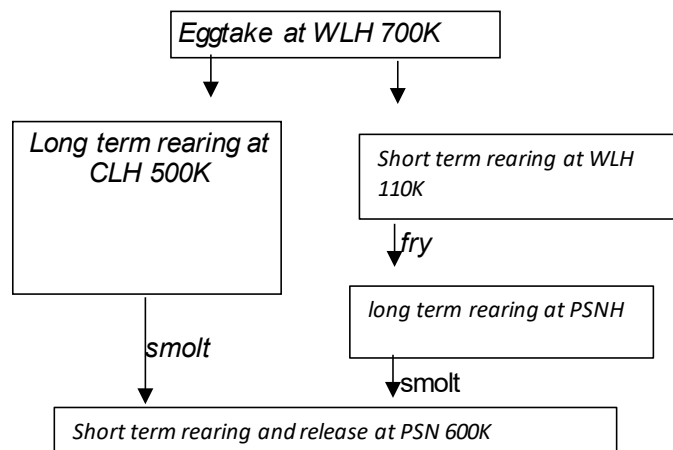
KLAWOCK RIVER HATCHERY

Coho



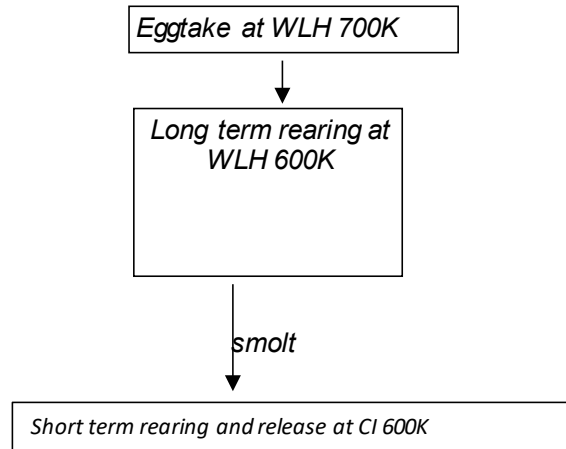
Port Saint Nicholas

Chinook



Carroll Inlet

Chinook



[illegible]

PRODUCTION SUMMARY

Organization or Hatchery Southern Southeast Regional Aquaculture Association

Species: COHO(F)	2024						current year 2025												2026					
	J	A	S	O	N	D	J	F	M	A	M	J	J	A	S	O	N	D	J	F	M	A	M	J
WLH				E 440K												T 40K							R 400K WLH	
	BY23			T40K						R 400K						E 440K WLH								
NAKAT				E 660K WLH												T 40K					FROM WLH		R 600K NI	
	BY23			T30k					FROM WLH			R 600K NI				E 660K WLH								
ANITA BAY				E 550K WLH												T 40K					FROM WLH		R 150K ANB	
																400K FROM WLH TO DMH					FROM DMH		R 350K	
																T30K								
	BY23			T15k					FROM WLH		R 100K ANB					E 550K WLH								
	BY23			400K FROM DMH					FROM DMH		R400K ANB													
				T15K																				
NEETS BAY				E 3.5 M WLH						3.3 M FROM WLH						T 150KK							R 3.2M NBH	
	BY 23			T150K							R 3.2 M					E 3.5M WLH								
KLAWOCK RIVER				E 4.5 M KRH												T 140K							R 4.0M KRH	
																E 5M KRLH								
	BY23					T 70K						R 4.3M												

FTPs																							
Species/Project	ET, trans, or rel?	FTP #	Maximal #	Expires																			
WLH COHO	ET, rel	05J-1007	4.5 M	6/30/2025	renewal pending																		
NBH-WLH	ET, trans	05J-1008	4.5M	6/30/2025	renewal pending																		
Nakat COHO	REL	05J-1026	600K	12/31/2025																			
KRH COHO to SWR netper	ET,rel	16J-1010	5 M	6/30/2026																			
KRH COHO	ET,rel	16J-1011	5 M	6/30/2026																			
NBH COHO	ET,rel	98J-1007	4.5M	6/30/2028																			
WLH - DMH -NBH	trans., rel	20J-1008	400K	12/31/2029																			
WLH-DMH-ANB	trans., rel	22J-1003	420K	4/1/2032																			
ANB COHO	REL	01J-1001	600k	5/31/2033																			
WLH-NBH	ET,trans,rel	13J-1005	4M	4/30/2033																			

Codes:
 Egg take E number & site
 Tagging T number
 Release R number & site

PRODUCTION SUMMARY

Organization or Hatchery Southern Southeast Regional Aquaculture Association

		<i>current year</i>																							
Species:		2024						2025												2026					
CHUM(F)		J	A	S	O	N	D	J	F	M	A	M	J	J	A	S	O	N	D	J	F	M	A	M	J
NEETS BAY																									
BURNETT INLET					eyed E4.5M							R 4.2M													
																E6.5M BIH							R 6M BIH		
NAKAT					E3.8M NBH							R 3.5M				E 8M BIH									
																NBH	eyed					from NBH		R8M NI	

FTPs


Species/Project	ET, trans, or rel?	FTP #	Maximal #	Expires
FchumBIH	ET, rel	16J-1021	10M	12/31/2026
Fchum BIH to NBH	ET,trans,rel	16J-1022	29M	12/31/2026
FchumNBH	ET,trans,rel	98J-1006	35M	3/28/2028
FchumNBHtoNak	trans,rel	00J-1004	8M	12/31/2030
Fchum NBH-BIH	ET,trans,rel	13J-1006	10M	8/1/2033
Fchum BIH-NBH-NAK	ET,trans,rel	24J-1003	8M	9/1/2034

Codes:

Egg take E *number & site*
 Tagging T *number*
 Release R *number & site*

PRODUCTION SUMMARY

Organization or Hatchery Southern Southeast Regional Aquaculture Association



FTP

Species/Project	ET, trans, or rel?	FTP #	Maximal #	Expires
WLH-CLH-NBH	ET, trans,rel	05J-1010	1mill	6/30/2025
WLH/DMH	ET, trans,rel	14j-1019	105k	6/30/2024
WLH - NBH	ET, trans,rel	15J-1006	300k	4/30/2025
WLH/DMH/CI	ET, trans,rel	15J-1019	420k	12/1/2025
WLH-PSN	trans,rel	16J-1012	770k	6/30/2026
WLH-PSN-CC	trans,rel	16J-1013	385k	6/30/2026
DMH-DMH	ET, trans,rel	19J-1001	600k	12/31/2028
DMH-DMH	rea,R	19J1002	100k	12/31/2028
WLH-DMH	ET,rea	19J-1003	600k	12/31/2028
DMH_DMH	rea,R	19J-1004	30k	8/1/2029
WLH-DMH	trans	19J-1013	500	7/15/2029
CLH-PSN	Trans,rel	20J-1027	500K	8/1/2030
WLH-PSN	ET, trans,rel	22J-1010	110K	7/1/2032
WLH-CI	ET, trans,rel	18J-1003	620k	4/1/2032
WL/NB/CLH/POWHA Chinook	ET, trans,rel	14J-1022	2.2 mill.	7/30/2034
WLH - DMH zero-check	ET, trans,rel	24J-1011	40K	4/1/2035
WLH-CLH-NB	ET, trans,rel	15-1021	1M	6/30/2035

Codes:

Egg take E number & site
 rea rearing
 Release R number & site
 transfers "to "

Organization or Hatchery	Southern Southeast Regional Aquaculture Association		
			<i>current year</i>

[illegible]

Organization or Hatchery

Southern Southeast Regional Aquaculture Association

current year

FTPs					Codes:		
Species/Project	ET, trans, or rel?	FTP #	Maximal #	Expires			
DMH triploid rainbow trout	trans	20J-1001(1)	200k	12/31/2029	Egg take	E	<i>number & site</i>
DMH triploid rainbow trout	R	20J-1002	12k	12/31/2029			
DMH triploid rainbow trout	R	20J-1003	40k	12/31/2029	Release	R	<i>number & site</i>
DMH triploid rainbow trout	R	20J-1004	2k	12/31/2029	transfers	"to ____"	

Appendix C. Maps

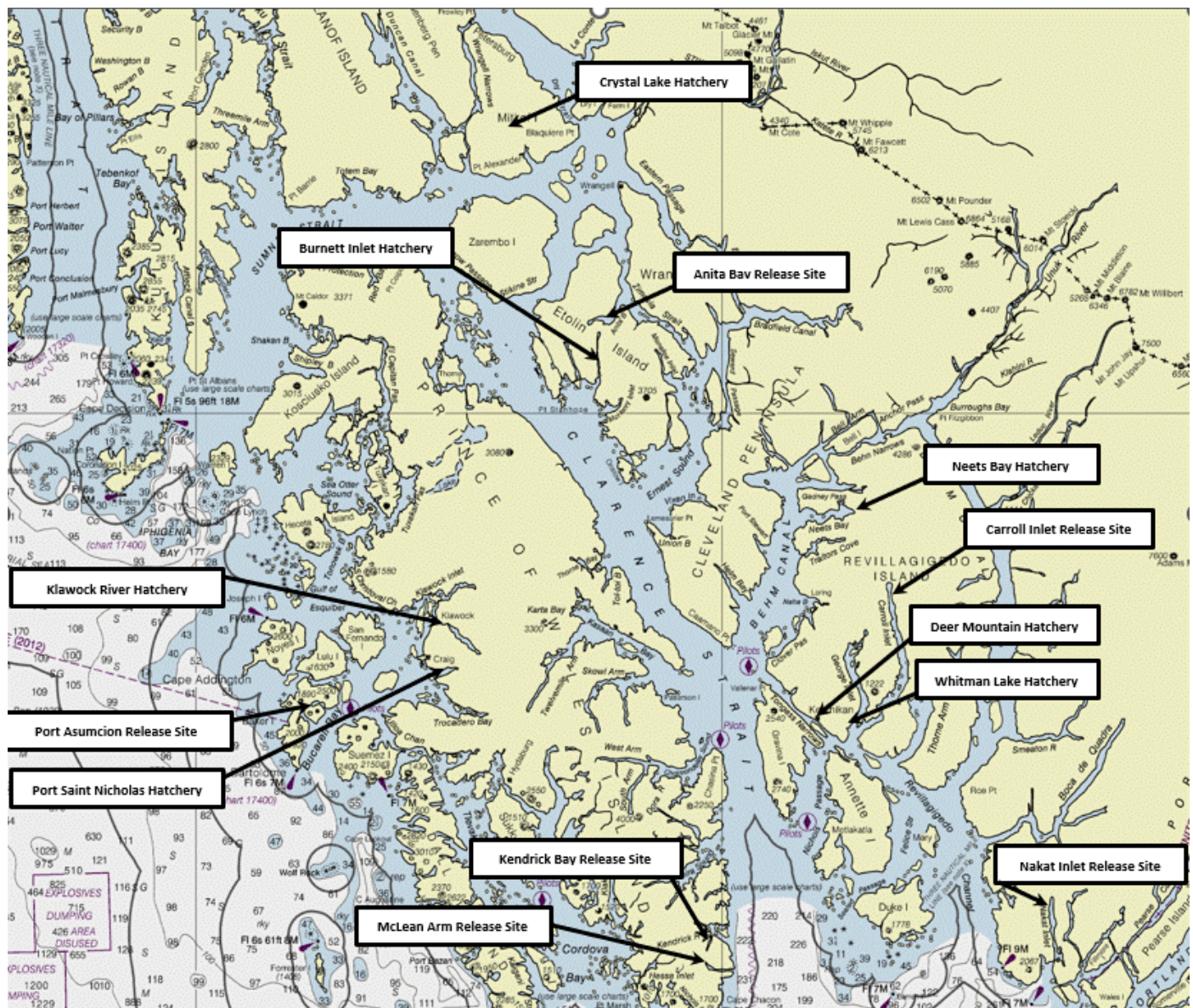


Figure 1.— SSRAA hatcheries and release sites.