

**Amendment: Crooked Creek Chinook Salmon  
Enhancement Project, 2019–2021**

by

**Andrew J. Waldo**

This report is an amendment to an operational plan published as [ROP.SF.2A.2019.11](#). This version includes the text of the original operational plan. An additional amendment was published in January 2022; see [ROP.SF.2A.2022.13](#).

June 2020



## Symbols and Abbreviations

The following symbols and abbreviations, and others approved for the Système International d'Unités (SI), are used without definition in the following reports by the Divisions of Sport Fish and of Commercial Fisheries: Fishery Manuscripts, Fishery Data Series Reports, Fishery Management Reports, and Special Publications. All others, including deviations from definitions listed below, are noted in the text at first mention, as well as in the titles or footnotes of tables, and in figure or figure captions.

<b>Weights and measures (metric)</b>		<b>General</b>		<b>Mathematics, statistics</b>	
centimeter	cm	Alaska Administrative Code	AAC	<i>all standard mathematical signs, symbols and abbreviations</i>	
deciliter	dL	all commonly accepted abbreviations	e.g., Mr., Mrs., AM, PM, etc.	alternate hypothesis	$H_A$
gram	g	all commonly accepted professional titles	e.g., Dr., Ph.D., R.N., etc.	base of natural logarithm	$e$
hectare	ha	at	@	catch per unit effort	CPUE
kilogram	kg	compass directions:		coefficient of variation	CV
kilometer	km	east	E	common test statistics	(F, t, $\chi^2$ , etc.)
liter	L	north	N	confidence interval	CI
meter	m	south	S	correlation coefficient	
milliliter	mL	west	W	(multiple)	R
millimeter	mm	copyright	©	correlation coefficient	
		corporate suffixes:		(simple)	r
<b>Weights and measures (English)</b>		Company	Co.	covariance	cov
cubic feet per second	ft <sup>3</sup> /s	Corporation	Corp.	degree (angular)	°
foot	ft	Incorporated	Inc.	degrees of freedom	df
gallon	gal	Limited	Ltd.	expected value	$E$
inch	in	District of Columbia	D.C.	greater than	>
mile	mi	et alii (and others)	et al.	greater than or equal to	≥
nautical mile	nmi	et cetera (and so forth)	etc.	harvest per unit effort	HPUE
ounce	oz	exempli gratia		less than	<
pound	lb	(for example)	e.g.	less than or equal to	≤
quart	qt	Federal Information Code	FIC	logarithm (natural)	ln
yard	yd	id est (that is)	i.e.	logarithm (base 10)	log
		latitude or longitude	lat or long	logarithm (specify base)	log <sub>2</sub> , etc.
<b>Time and temperature</b>		monetary symbols		minute (angular)	'
day	d	(U.S.)	\$, ¢	not significant	NS
degrees Celsius	°C	months (tables and figures): first three letters	Jan, ..., Dec	null hypothesis	$H_0$
degrees Fahrenheit	°F	registered trademark	®	percent	%
degrees kelvin	K	trademark	™	probability	P
hour	h	United States (adjective)	U.S.	probability of a type I error	
minute	min	United States of America (noun)	USA	(rejection of the null hypothesis when true)	$\alpha$
second	s	U.S.C.	United States Code	probability of a type II error	
		U.S. state	use two-letter abbreviations (e.g., AK, WA)	(acceptance of the null hypothesis when false)	$\beta$
<b>Physics and chemistry</b>				second (angular)	"
all atomic symbols				standard deviation	SD
alternating current	AC			standard error	SE
ampere	A			variance	
calorie	cal			population	Var
direct current	DC			sample	var
hertz	Hz				
horsepower	hp				
hydrogen ion activity	pH				
(negative log of)					
parts per million	ppm				
parts per thousand	ppt, ‰				
volts	V				
watts	W				

***REGIONAL OPERATIONAL PLAN SF.2A.2020.07***

**AMENDMENT: CROOKED CREEK CHINOOK SALMON  
ENHANCEMENT PROJECT, 2019-2021**

by

Andrew J. Waldo

Alaska Department of Fish and Game, Division of Sport Fish, Soldotna

Alaska Department of Fish and Game  
Division of Sport Fish, Research and Technical Services  
333 Raspberry Road, Anchorage, Alaska, 99518-1565

June 2020

The Regional Operational Plan Series was established in 2012 to archive and provide public access to operational plans for fisheries projects of the Divisions of Commercial Fisheries and Sport Fish, as per joint-divisional Operational Planning Policy. Documents in this series are planning documents that may contain raw data, preliminary data analyses and results, and describe operational aspects of fisheries projects that may not actually be implemented. All documents in this series are subject to a technical review process and receive varying degrees of regional, divisional, and biometric approval, but do not generally receive editorial review. Results from the implementation of the operational plan described in this series may be subsequently finalized and published in a different department reporting series or in the formal literature. Please contact the author if you have any questions regarding the information provided in this plan. Regional Operational Plans are available on the Internet at: <http://www.adfg.alaska.gov/sf/publications/>.

*Andrew J. Waldo,  
Alaska Department of Fish and Game, Division of Sport Fish,  
43961 Kalifornsky Beach Road, Suite B, Soldotna, AK 99669 USA*

*This document should be cited as follows:*

*Waldo, A. J. 2020. Amendment: Crooked Creek Chinook salmon enhancement project, 2019-2021. Alaska Department of Fish and Game, Regional Operational Plan ROP.SF.2A.2020.07, Anchorage.*

The Alaska Department of Fish and Game (ADF&G) administers all programs and activities free from discrimination based on race, color, national origin, age, sex, religion, marital status, pregnancy, parenthood, or disability. The department administers all programs and activities in compliance with Title VI of the Civil Rights Act of 1964, Section 504 of the Rehabilitation Act of 1973, Title II of the Americans with Disabilities Act (ADA) of 1990, the Age Discrimination Act of 1975, and Title IX of the Education Amendments of 1972.

**If you believe you have been discriminated against in any program, activity, or facility please write:**

ADF&G ADA Coordinator, P.O. Box 115526, Juneau, AK 99811-5526

U.S. Fish and Wildlife Service, 4401 N. Fairfax Drive, MS 2042, Arlington, VA 22203

Office of Equal Opportunity, U.S. Department of the Interior, 1849 C Street NW MS 5230, Washington DC 20240

**The department's ADA Coordinator can be reached via phone at the following numbers:**

(VOICE) 907-465-6077, (Statewide Telecommunication Device for the Deaf) 1-800-478-3648,

(Juneau TDD) 907-465-3646, or (FAX) 907-465-6078

**For information on alternative formats and questions on this publication, please contact:**

ADF&G, Division of Sport Fish, Research and Technical Services, 333 Raspberry Rd, Anchorage AK 99518 (907) 267-2375

**SIGNATURE PAGE**

Project Title: Crooked Creek Chinook Salmon Enhancement Project

Project leader(s): *Andrew J. Waldo, Fishery Biologist I*

Division, Region and Area Sport Fish, Region II, Soldotna

Project Nomenclature: F-10-36 S-2-35

Period Covered 2019-2021

Field Dates: May 24 – August 15

Plan Type: Amendment

---

**Approval**

---

Title	Name	Signature	Date
Project leader	Andrew J. Waldo		
Research Coordinator	Tim McKinley		

---

# TABLE OF CONTENTS

	<b>Page</b>
LIST OF FIGURES .....	ii
LIST OF APPENDICES .....	ii
PURPOSE.....	1
REASON FOR CHANGE.....	1
DESCRIPTION OF CHANGE.....	2
REFERENCES CITED .....	4
APPENDIX A: DAILY REPORTING DATA FORM.....	5
APPENDIX B: ORIGINAL OPERATIONAL PLAN ASSOCIATED WITH THIS AMENDMENT: ROP.SF.2A.2019.11 .....	9

## LIST OF FIGURES

<b>Figure</b>	<b>Page</b>
1. Diagram of the layout of the Crooked Creek Facility, weir, and passage chute.....	2

## LIST OF APPENDICES

<b>Appendix</b>	<b>Page</b>
A1. Crooked Creek Daily Data Reporting Form.....	6
B1. Text of original operational plan associated with this amendment (ROP.SF.2A.2019.11). .....	10

## **PURPOSE**

The Crooked Creek Chinook Salmon Enhancement Project is designed to monitor both naturally- and hatchery-produced Chinook salmon escapements as well as collect brood stock and conduct egg takes to provide additional sport fishing opportunities within the Kasilof River and other terminal fisheries throughout Southcentral Alaska. This project imprints Chinook salmon smolt for 7 to 10 days at the beginning of June. Additionally, age, sex, and length samples will be collected from returning naturally- and hatchery-produced Chinook salmon. Currently, Crooked Creek has a sustainable escapement goal (SEG) of 700–1,400 naturally-produced ocean-age 2+ Chinook salmon. The overall goal of this research program is to reconstruct naturally- and hatchery-produced returns of Chinook salmon to Crooked Creek such that a biological escapement goal (BEG) can be established.

## **REASON FOR CHANGE**

This amendment to Waldo (2019) documents changes in the Crooked Creek SEG, changes to the live box design in Raceway 1 at the Crooked Creek Facility (Figure 1), updates to the requested number of brood stock pairs, and updates to the biological sampling rate and sample sizes of returning ocean-age 2+ Chinook salmon. This amendment also documents the addition of a new data sheet used to record daily data collection.

### **Escapement Goal**

The Alaska Department of Fish and Game interdivisional escapement goal review committee reviewed Pacific salmon (*Oncorhynchus* spp.) escapement goals for the major river systems in Upper Cook Inlet (UCI) in 2019. Review of escapement goals for UCI salmon stocks are scheduled corresponding to the Alaska Board of Fisheries (BOF) 3-year cycle for considering area regulatory proposals. The Crooked Creek SEG was considered by BOF in 2020 and was updated to 700–1,400 naturally-produced ocean-age 2+ Chinook salmon to reflect new data using the 3-tier percentile approach (McKinley et al. 2020).

### **Live Box**

The live box that is located in Raceway 1 and is used to trap migrating Chinook salmon for biological sampling and brood stock collection will be removed and modified (Figure 1). Modifications will be made before project installation and are slated to occur mid-May 2020. These modifications are to facilitate fish passage through the facility and video chute (Figure 1). Redesigning the live box and making it wider will allow for a larger area to trap fish and promote better dissolved oxygen concentrations in the trapping area when large daily passage occurs. No changes will be made in biological sampling methods or brood stock collection procedures as described in Waldo (2019).

### **Broodstock Pairs**

William Jack Hernandez Sport Fish Hatchery updates the requested number of broodstock pairs annually to reflect the average fecundity of fish used for egg takes. Biological sampling proportions are also updated annually based on the 3-year average of run to weir.

## Data Form

Keeping track of daily counts and cumulative season counts for various kinds of collected data can be challenging because daily data are collected on different data forms. The new data form will capture all daily data and will be used to sum daily totals and season totals and to assist personnel in reporting project data the Project Biologist.

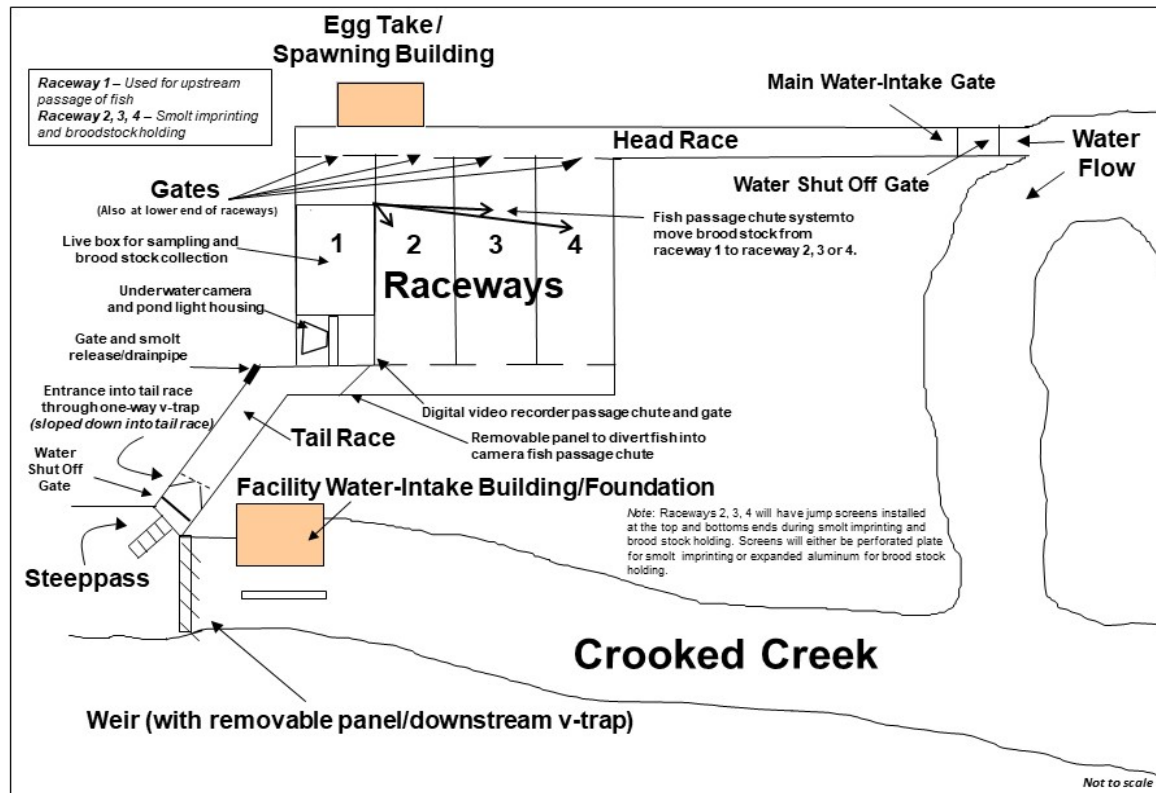


Figure 1.—Diagram of the layout of the Crooked Creek Facility, weir, and passage chute.

## DESCRIPTION OF CHANGE

### Escapement Goal

The prior Crooked Creek Chinook salmon SEG of 650–1,700 ocean-age 2+ naturally-produced fish was last modified in 2002 using the 15th and 85th percentiles of escapements of naturally-produced fish observed since 1976. This goal was estimated by subtracting brood stock and estimates of hatchery-produced fish from weir counts of the total number of Chinook salmon in Crooked Creek (Bue and Hasbrouck *Unpublished*).

The 3-tier Percentile Approach (Clark et al. 2014) was applied to the data for 2004–2018 to create the new SEG. Since 2004, the escapements of naturally-produced ocean-age 2+ fish have been determined from direct counts because 100% of the hatchery fish were marked with an adipose finclip. Data prior to 2004 were omitted from the analysis because some proportion of the returning

hatchery-produced Chinook salmon were not externally marked. Based on the 3-tier Percentile Approach, the interdivisional escapement goal review committee recommended updating the Crooked Creek weir SEG to 700–1,400 naturally-produced ocean-age 2+ Chinook salmon (McKinley et al. 2020).

### **Live Box**

The current live box is approximately 3 ft wide and 29 ft long and located in the middle of Raceway 1, just upstream of the underwater video passage chute. The side walls of the live box will be removed prior to project installation, creating a new live box with dimensions 6 ft wide and 29 ft long. The overall configuration of the live box will not change because the downstream and upstream ends of the live box will remain the same. The same crowding procedures that were used for the smaller live box will be implemented in the larger live box using a built-in crowding device to confine fish to a small area for netting.

### **Broodstock Pairs**

William Jack Hernandez Sport Fish Hatchery (WJHSFH) updates numbers of broodstock needed for egg takes annually. This request changes based on the average female fecundity of fish used in egg takes over the last 5 years. Due to lower than normal fecundity in 2019, WJHSFH's request for broodstock will increase by 8 pairs of fish in 2020, making the total request for 109 pairs of Chinook salmon.

Biological sampling rates are updated annually using the methods outlined in Waldo (2019). After completing the calculations using the average run to weir over the past 3 years for naturally-produced<sup>1</sup> and hatchery-produced<sup>2</sup> ocean-age 2+ Chinook salmon, the sampling rates will not change in 2020. Naturally-produced ocean-age 2+ fish will be sampled at a rate of 1:10 whereas hatchery-produced ocean-age 2+ fish will be sampled at a rate of 1:11.

### **Data Form**

The new daily data reporting form will allow staff to track mortalities (facility and brood stock), fish culled, the number of brood stock collected, cumulative number of fish held for egg takes, daily return, total return, and total escapement so that it can easily be reported (Appendix A1).

---

<sup>1</sup> The average of 2017-2019 naturally produced fish to the weir was 1,137.

<sup>2</sup> The average of 2017-2019 hatchery-produced fish to the weir was 1,214.

## REFERENCES CITED

- Bue, B. G., and J. J. Hasbrouck. *Unpublished*. Escapement goal review of salmon stocks of Upper Cook Inlet. Alaska Department of Fish and Game, Report to the Alaska Board of Fisheries, November 2001 (and February 2002), Anchorage.
- Clark, R. A., D. M. Eggers, A. R. Munro, S. J. Fleischman, B. G. Bue, and J. J. Hasbrouck. 2014. An evaluation of the percentile approach for establishing Sustainable Escapement Goals in lieu of stock productivity information. Alaska Department of Fish and Game, Fishery Manuscript No. 14-06, Anchorage.
- McKinley, T., N. DeCovich, J. W. Erickson, T. Hamazaki, R. Begich, and T. L. Vincent. 2020. Review of salmon escapement goals in Upper Cook Inlet, Alaska, 2019. Alaska Department of Fish and Game, Fishery Manuscript No. 20-02, Anchorage.
- Waldo, A. J. 2019. Operational Plan: Crooked Creek Chinook salmon enhancement project, 2019-2021. Alaska Department of Fish and Game, Regional Operational Plan ROP.SF.2A.2019.11, Anchorage.

## **APPENDIX A: DAILY REPORTING DATA FORM**

# Appendix A1.-Crooked Creek Daily Data Reporting Form.

## Daily Weir Reporting Form

DATE: \_\_\_\_\_

STAFF: \_\_\_\_\_

**DVR Counts**

Age 2+		Jacks		DV	STHD/RBT	Sockeye	Pink	Coho
Non-afc	AFC	Non-afc	AFC					

**Facility Mortalities (Below DVR)**

Age 2+		Jacks		DV	STHD/RBT	Sockeye	Pink	Coho
Non-afc	AFC	Non-afc	AFC					

**Facility Mortalities (Above DVR)**

Age 2+		Jacks		DV	STHD/RBT	Sockeye	Pink	Coho
Non-afc	AFC	Non-afc	AFC					

**Hatchery Fish and Sockeye Culled**

Age 2+		Jacks		DV	STHD/RBT	Sockeye	Pink	Coho
Non-afc	AFC	Non-afc	AFC					
-		-		-	-		-	-

**Total Broodstock Collected = Sum From Raceway 2, 3, 4**

Age 2+		Jacks		DV	STHD/RBT	Sockeye	Pink	Coho
Non-afc	AFC	Non-afc	AFC					
		-	-	-	-	-	-	-



**Broodstock Collected Daily Total**

Raceway #	Non-AFC		AFC	
	M	F	M	F
2				
3				
4				
Total				

**Cumulative Broodstock Count  
(total from previous day + above count)**

	Non-AFC		AFC	
	M	F	M	F
Previous Day Total /				
Mortalities				
Daily Total				
Cum Total Held				



**NOTES:**

**Broodstock Mortalities**

Raceway #	Non-AFC		AFC	
	M	F	M	F
2				
3				
4				
Total				

-continued-

**RETURN = DVR + facility mortalities below DVR**

Age 2+		Jacks		DV	STHD/RBT	Sockeye	Pink	Coho
Non-afc	AFC	Non-afc	AFC					

**ESCAPEMENT = DVR - facility mortalities above DVR - hatchery fish culled - broodstock**

Age 2+		Jacks		DV	STHD/RBT	Sockeye	Pink	Coho
Non-afc	AFC	Non-afc	AFC					

**TOTAL RETURN = Previous days count + above return**

	Age 2+		Jacks		DV	STHD/RBT	Sockeye	Pink	Coho
	Non-afc	AFC	Non-afc	AFC					
Previous Day Total /									
Total = (previous day + total above)									

**TOTAL ESCAPEMENT = Previous days count + above**

	Age 2+		Jacks		DV	STHD/RBT	Sockeye	Pink	Coho
	Non-afc	AFC	Non-afc	AFC					
Previous Day Total /									
Total = (previous day + total above)									





**APPENDIX B: ORIGINAL OPERATIONAL PLAN  
ASSOCIATED WITH THIS AMENDMENT:  
ROP.SF.2A.2019.11**

Appendix B1.–Text of original operational plan associated with this amendment (ROP.SF.2A.2019.11).

*Andrew J. Waldo,  
Alaska Department of Fish and Game, Division of Sport Fish,  
43961 Kalifornsky Beach Road, Suite B, Soldotna, AK 99669-8276, USA*

*This document should be cited as follows:*

*Waldo, A. J. 2019. Operational Plan: Crooked Creek Chinook salmon enhancement project, 2019–2021. Alaska Department of Fish and Game, Regional Operational Plan ROP.SF.2A.2019.11, Anchorage.*

**Signature Page**

Project Title: Crooked Creek Chinook Salmon Enhancement Project

Project leader(s): *Andrew J. Waldo, Fishery Biologist I*

Division, Region and Area Sport Fish, Region II, Soldotna

Project Nomenclature: F-10-31 S-2-35

Period Covered 2019 - 2021

Field Dates: May 24 – August 15

Plan Type: Category II

**Approval**

Title	Name	Signature	Date
Project leader	Andrew J. Waldo	<i>Andrew Waldo</i>	5/6/2019
Biometrician	Adam Reimer	<i>Adam Reimer</i>	5-10-2019
Research Coordinator	Tim McKinley		

## ABSTRACT

The Crooked Creek Chinook Salmon Enhancement Project is designed to monitor both naturally- and hatchery-produced Chinook salmon escapement as well as collect broodstock and conduct egg takes to provide additional sport fishing opportunities within the Kasilof River and other terminal fisheries on the Kenai Peninsula. This project will imprint Chinook salmon smolt for 7 to 10 days at the beginning of June. Additionally, age, sex, and length, will be collected from returning naturally- and hatchery-produced Chinook salmon. The sustainable escapement goal for Crooked Creek is 650–1,700 naturally-produced Chinook salmon.

Key words: Crooked Creek, *Oncorhynchus tshawytscha*, Chinook salmon, weir, ASL composition, broodstock, egg take, smolt, imprinting, escapement, return, inriver run, digital video recorder, coded wire tag, adipose finclip, otolith marking, hatchery, hatchery-produced, naturally-produced, enhancement, escapement

## INTRODUCTION

### PURPOSE

The overall goal of this research program is to document naturally- and hatchery-produced escapements of Chinook salmon to Crooked Creek.

### BACKGROUND

Crooked Creek is a tannin-stained stream flowing into the glacial waters of the Kasilof River approximately 11 kilometers (km) upstream of the Kasilof River's mouth in Cook Inlet. The Kasilof River (flowing from its outlet at Tustumena Lake) is approximately 31 km to Cook Inlet (Figure 1). Its origin in the glaciers of the Kenai Mountains makes it turbid throughout the year. Four species of Pacific salmon—Chinook (*Oncorhynchus tshawytscha*), coho (*O. kisutch*), sockeye (*O. nerka*), and pink (*O. gorbuscha*) salmon—are present in the drainage, as well as anadromous and resident rainbow trout (*O. mykiss*), Dolly Varden (*Salvelinus malma*), resident lake trout (*S. namaycush*), and round whitefish (*Prosopium cylindraceum*) (Johnson and Weiss 2006). Sport fisheries exist for all Pacific salmon species present, although most of the sport fishing effort is directed at early-run Chinook salmon destined for Crooked Creek. This operational plan describes Alaska Department of Fish and Game (ADF&G) Chinook salmon enhancement, escapement enumeration, and biological sampling at the Crooked Creek Facility.

### Crooked Creek Facility and Operations

Crooked Creek originally had a stock of wild Chinook salmon, which has been supplemented with hatchery-produced Chinook salmon smolt of Crooked Creek origin. The stocking program began in 1974 and since then (except 1997 and 1998) the annual escapement has been monitored through a weir at the Crooked Creek Facility (Todd *Unpublished*). Naturally-produced fish (fish from naturally spawning parents) made up 96% of the escapement in 1978, but these fish declined in proportion as hatchery production increased during the 1980s. Since 2002, the proportion of naturally-produced fish (fish denoted by the presence of an adipose fin) in the escapement has remained consistently higher than 50% and this is likely to continue due to regulation changes affecting harvest in the Kasilof River sport fishery and the reduction of the enhanced component (numbers of hatchery-produced smolt released). The Crooked Creek Hatchery Facility was operated by ADF&G until 1995, when Cook Inlet Aquaculture Association (CIAA) assumed operations. Escapement monitoring continued until 1997, when the facility was returned to ADF&G. There was no escapement monitoring at the Crooked Creek Facility during 1997 and 1998. During this time, smolt continued to be stocked (via the Elmendorf Hatchery) despite inactivity at the facility. ADF&G resumed escapement monitoring in 1999. From 1988 to 1996,

the number of naturally-produced Chinook salmon was held to approximately 700 fish in the spawning escapement of Crooked Creek upstream from the hatchery. The current management policy, adopted in 2001, requires ADF&G to achieve a sustainable escapement goal (SEG) at the Crooked Creek weir of 650–1,700 ocean-age-1.2+ naturally-produced adult Chinook salmon during the early run (Bue and Hasbrouck *Unpublished*).

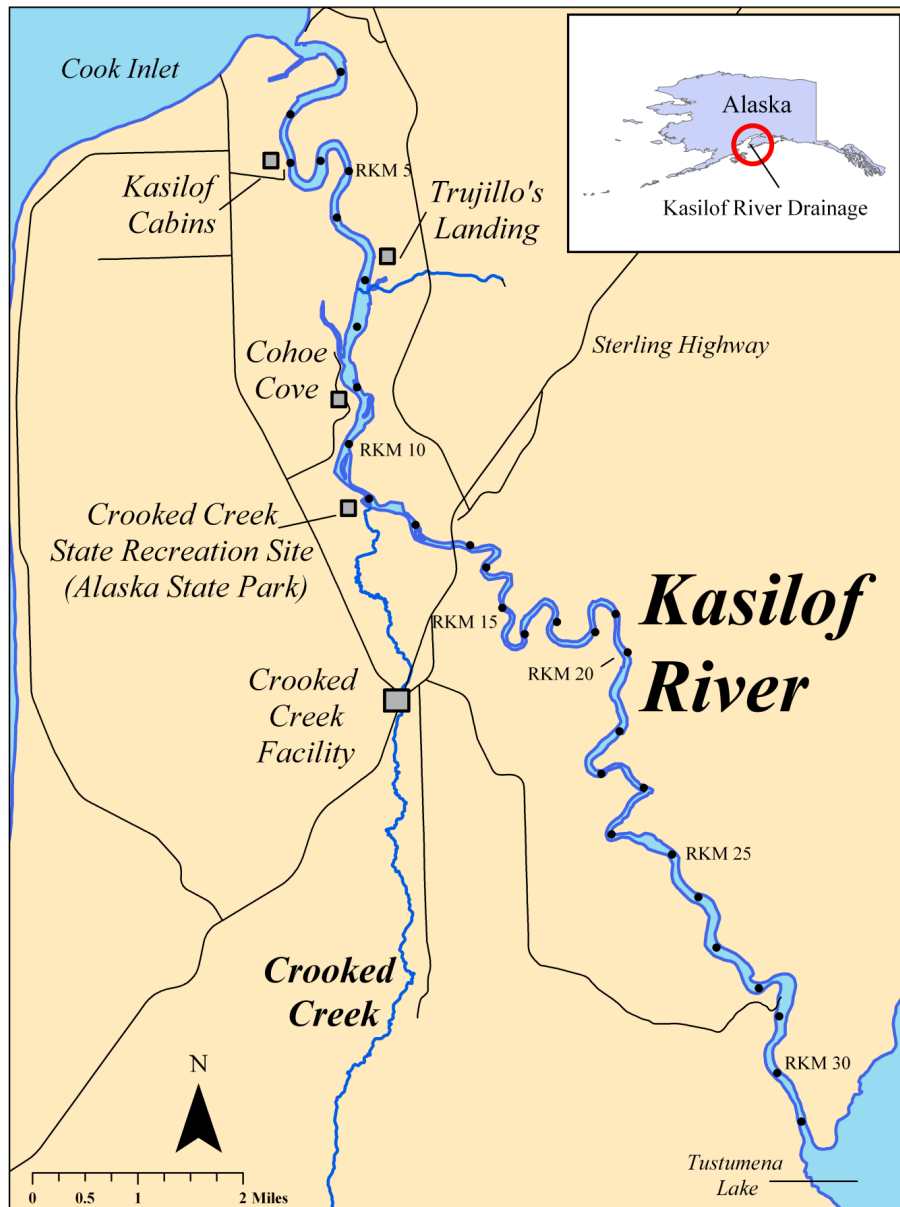


Figure 2.—Map showing Crooked Creek Facility, Kasilof River, and river access locations.

Historically, hatchery-produced smolt from Crooked Creek Chinook salmon stock have been stocked at sites other than Crooked Creek to create or enhance other sport fisheries. Presently, this stock is used to enhance Crooked Creek itself, 1 stocked lake on the Kenai Peninsula, and terminal fisheries in Resurrection Bay and Kachemak Bay. From 1974 through 1994, broodstock collection

and egg takes were conducted at the Crooked Creek Hatchery. In 1995, broodstock collection moved to the Nick Dudiak Fishing Lagoon (Homer Spit) where progeny from Crooked Creek Chinook salmon were returning. Adult fish were captured at Homer Spit, transported to Elmendorf Hatchery, and held for egg takes. Spawning success was low, varying from 34% in 1995 to 66% in 1996 (D. Keifer, ADF&G, Elmendorf Hatchery, personal communication). Hormone ripening tests were conducted in 1997 and 1998 (at Homer Spit) with generally poor results. Because of these problems and incidences of straying in adult Chinook salmon, egg takes and smolt imprinting were moved back to the Crooked Creek Facility. Starting in 1999, smolt were held at the facility for imprinting to address straying problems, egg takes were conducted onsite to improve spawning success, and fertilized gametes were taken to Fort Richardson Hatchery for incubation. Beginning in 2011, gametes have been transported separately to the William Jack Hernandez Sport Fish Hatchery (WJHSFH) where they are later fertilized in a process called delayed fertilization and incubated.

Concerns about straying have resulted in other changes in stocking policy. Beginning in 2000, the stocking level was decreased from approximately 210,000 smolt (1999 level) to approximately 105,000 smolt, and all smolt were marked with an adipose finclip (AFC), a coded wire tag (CWT), and a thermal otolith mark. In previous years, the marking rate was highly variable, ranging from 12.5% to 50.0%. Currently, it is estimated that the marking rate is 100% for each of the 3 marks. Coded wire tags were discontinued for a short period of time beginning with the 2011 smolt release year but were resumed with the 2015 smolt release year; however, adipose finclips and thermal marks were used for marking hatchery-produced fish during this time and these are still currently implemented. Coded wire tag recoveries of Crooked Creek origin have decreased in recent times and an increase in hatchery capacity in 2014, have allowed ADF&G to increase stocking levels to approximately 140,500 smolt in 2015.

## OBJECTIVES

### PRIMARY OBJECTIVES

The annual primary objectives of this study during 2019–2021 are as follows:

- 1) Census the escapement of ocean-age-2+ naturally- and hatchery-produced Chinook salmon in Crooked Creek that pass through the weir from late May to the middle of August.
- 2) Estimate the age composition, sex composition, and age-by-sex composition of ocean-age-2+ naturally- and hatchery-produced Chinook salmon in Crooked Creek, such that the estimated proportions are within 10 percentage points of the true value 90% of the time<sup>3</sup>.

---

<sup>3</sup> Within d% of the true value A% of the time” implies  $P\left(p_i - \frac{d}{100} \leq \hat{p}_i \leq p_i + d/100\right) = A/100$  where  $p_i$  denotes the population age proportion for age class  $i$ .

## **SECONDARY OBJECTIVES**

Annual secondary objectives of this project are as follows:

- 1) Hold, imprint, and release approximately 140,500 Chinook salmon smolt at the Crooked Creek Facility in June.
- 2) Collect, hold, and artificially spawn a minimum of 101 male and 101 female naturally- and hatchery-produced Chinook salmon adults returning to Crooked Creek during July to produce approximately 140,500 smolt to release into Crooked Creek and up to 315,000 smolt for other releases in 2020<sup>4</sup>.
- 3) Monitor upstream migration of returning adult sockeye salmon during the Chinook salmon run from late May to the middle of August.
- 4) Summarize coded wire tags recovered from Chinook salmon stocked into Crooked Creek in previous years including recoveries found outside of the Kasilof River drainage.
- 5) Estimate the mean length-at-age of ocean-age-2+ naturally- and hatchery-produced Chinook salmon in Crooked Creek that pass through the weir from late May to the middle of August.
- 6) Minimize the number of hatchery-produced Chinook salmon in the spawning escapement.

## **METHODS**

### **STUDY DESIGN**

#### **Escapement Sampling**

ADF&G personnel will monitor the weir from late May until approximately the middle of August or until the daily count of Chinook salmon through the weir is less than 1% of the cumulative seasonal count for 3 consecutive days. Fish will be allowed unobstructed passage through a chute located and attached to the gate in Raceway 1 (Figure 2). The fish passage chute is approximately 6 inches wide at the exit end and reentry of fish is rare.

A digital video recorder (DVR) located inside a building near the raceway will be used to record fish passage through the Crooked Creek Facility (Figure 2). The digital video system will be located in Raceway 1 (Figure 2). One underwater video camera will be located inside a sealed video box that will be attached to the fish passage chute. The video box will be constructed of 3.2 mm aluminum sheeting and will be filled with filtered or bottled water to keep it submerged under the water in the raceway. One-half inch thick glass will be installed on the front of the video box to allow for a scratch free, clear surface through which video footage of passing fish will be captured. Two 12 V underwater pond lights will be mounted inside the video box to provide a consistent source of light during all hours of the day and night. The underwater pond lights are wired to an inverter located in the small building adjacent to the raceways and operates off AC power.

---

<sup>4</sup> These numbers are provided by William Jack Hernandez Sport Fish Hatchery staff and may change in response to stocking demands and production at other broodstock collection sites.

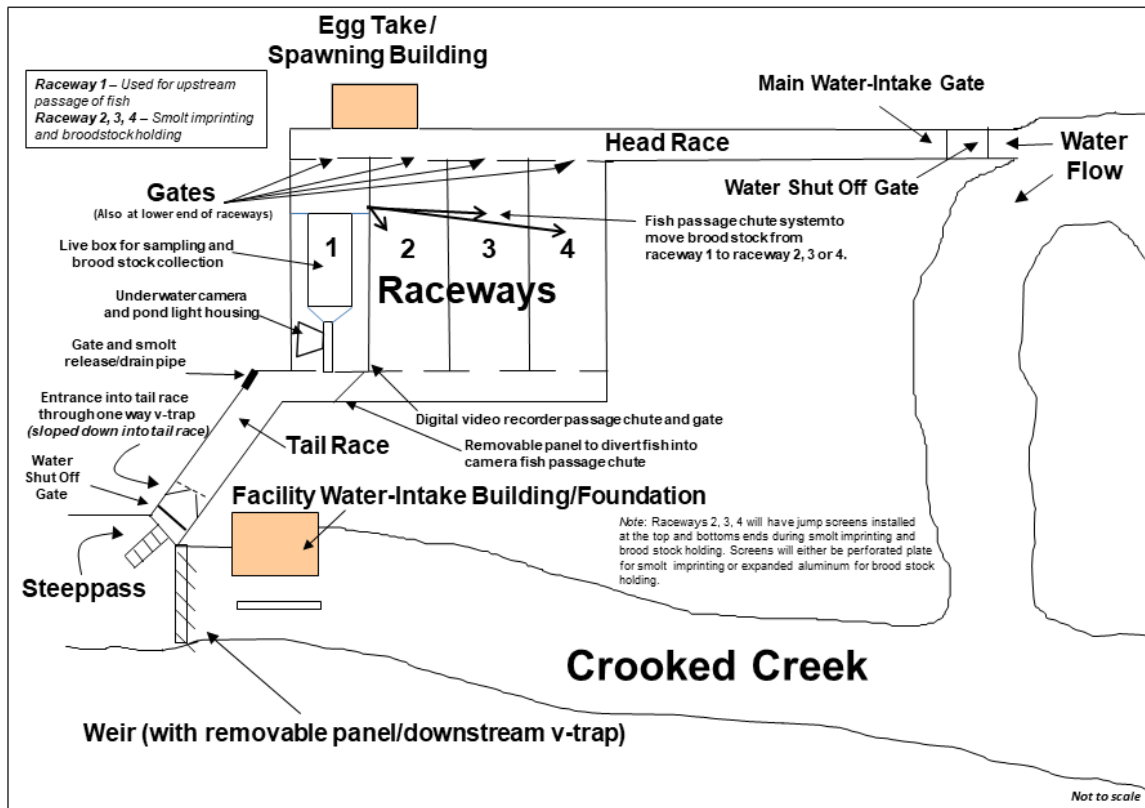


Figure 3.—Diagram of the layout of the Crooked Creek Facility, weir, and passage chute.

Video information will be reviewed on weekdays by ADF&G personnel. All Chinook salmon will be examined for the presence of an AFC from recorded video footage. The hatchery contribution to the adult escapement into Crooked Creek can be obtained directly from the count of AFC Chinook salmon at the weir each year because all returning adults are from stocking release groups that were 100% marked, and all Chinook salmon are inspected for AFC marks by examining recorded video footage. Other species of adult fish such as Dolly Varden, rainbow trout or steelhead, pink salmon, sockeye salmon, and coho salmon will be enumerated. Occasionally, lamprey (*Petromyzontidae*) also pass through the weir and will be noted. Juvenile salmonids will not be identified or enumerated. All observed data will be recorded on the DVR Passage Data Form (Appendix A1). Chinook salmon longer than a 20-inch reference mark located within the DVR passage chute will be considered ocean-age-2+ fish; those shorter than the mark will be considered jacks (ocean-age-1 Chinook salmon<sup>5</sup>). Limited historical data from 1999 indicate that mid eye to tail fork (METF) lengths of ocean-age-1 fish were within a range of 311–428 mm and ocean-age-2 fish were within a range of 510–720 mm (20 inches = 508 mm). Because the 20-inch reference mark is compared to total length, we feel that the 20-inch mark is a valid assumption for the length cutoff to enumerate jack Chinook salmon.

All mortalities that occur within the facility before the DVR (i.e., within the V-trap within the tail raceway) will be recorded on the Facility Mortalities Data Form (Appendix A2). Any mortalities that occur upstream of the DVR system in Raceway 1 or the head raceway will also be recorded

<sup>5</sup> Sport fishing regulations define bag limits for Chinook salmon shorter or longer than 20 inches of length. Because of this, we consider Chinook salmon less than 20 inches to be jacks or ocean-age-1 Chinook salmon.

on this data form. These mortalities will either be added or subtracted from the escapement. Although rare, other situations, such as physically moving fish by net upstream of the facility, will also be recorded on the DVR Passage Data Form (Appendix A1).

The total number of adults that return to the weir will be the sum of the daily counts (counts derived from reviewing digital video) and mortalities that occurred in the tail raceway before the DVR system. Escapement counts will be the DVR daily count minus broodstock collection and any mortalities that occur upstream of the DRV system. It will also include broodstock that are manually passed upstream and not used for egg takes.

In the event of a DVR malfunction, the gate to the upstream DVR passage chute and the swinging gate at the sampling structure will be closed as soon as possible. All fish will be held in the tail race and diverted to the sampling structure box (Figure 2) for biological sampling or broodstock collection; fish will be counted and passed upstream manually each day until the DVR is operable. Staff will not be stationed at the weir after normal working hours or on weekends. In the case of an electrical malfunction, a battery backup and alarm system are in place. This system will ensure a minimal amount of data is lost in the event of a power outage. An alarm system will automatically call ADF&G personnel and notify them of the problem and corrective measures will be taken immediately. The battery backup system will provide power to the DVR system until staff can address the problem.

New weir designs were implemented during the 2009 and 2010 field seasons to allow for improved juvenile fish and emigrating steelhead kelt passage. A daily count will be kept of any steelhead or other fish species mortalities as well as for emigrating fish that may be trapped, requiring assistance to pass the weir. The daily count data will be recorded on the Weir Mortalities and Trapped Emigrating Fish Data Form (Appendix A3). The weir will be cleaned to remove debris as necessary to ensure adequate water flow.

Due to gravel movement in an upstream braided channel above the Crooked Creek Facility, the water flow into the main water intake gate may be greatly diminished. In 2004, 2005, 2008, and 2011–2018, ADF&G personnel obtained an ADF&G, Division of Habitat, Fish Habitat Permit and dredged this area to a depth of approximately 4 feet using a large track hoe. This dredging has increased the water flow into the main water intake gate, head trough, and subsequently into all raceways (Figure 2). The creek inspection will be completed by late April and if it is needed, dredging will be completed by middle May if snow depth and spring weather permits and if the Department of Transportation spring road restrictions do not limit heavy equipment transportation. Other measures will be taken to divert water as well. In the event of low water levels, a fence made with specialty fabric will be installed in Crooked Creek at a slight angle such that it parallels the current. It will divert water from the main channel to the channel that feeds water to the facility. An ADF&G, Division of Habitat, Fish Habitat Permit will be obtained for this activity as well.

Substantial renovations of the Crooked Creek Facility occurred during the fall of 2016 to address life safety concerns of the failing facility. These renovations changed how the facility was operated in 2017 and beyond and have been addressed in this operational plan.

### **Smolt Imprinting and Release**

Depending on spring weather and in preparation of DVR installation and smolt delivery, Raceways 1, 2, 3, and 4 at the Crooked Creek Facility will be cleaned using high-pressure water hoses or by running a small amount of creek water through the raceways and manually sweeping sediment out

of the facility in late May. Once debris and sediment are removed, the raceways will be disinfected with a water and Betadine<sup>6</sup> solution of 200 parts per million (A. Tesch, ADF&G, WJHSFH, personal communication). Preferably, this will be done on a sunny day to increase the effectiveness of the microbiocide treatment. Specialized smolt panels constructed of perforated plate will be installed at the upper and lower ends of the raceways to prevent smolt from out-migrating. The raceways will then be flooded with water such that the water level is maintained within 0.3 m of the top. One technician and the project biologist will be involved in the preparation. The DVR system will be operational during the smolt imprinting period.

Chinook salmon smolt (approximately 140,500 fish with an expected 100% AFC, CWT, and thermal otolith marks) will be transported from WJHSFH to the Crooked Creek Facility during the first week of June. A network of ultraviolet stabilized polyethylene fabric panels will be hung over the raceway to protect the imprinting smolt from feeding activities of birds and sun burn. ADF&G personnel will be on duty to feed the smolt a minimum of twice daily and monitor operations. Smolt will be held for approximately 7 to 10 days for imprinting. A daily smolt mortality census will be conducted and recorded on a Smolt Imprinting and Release Data Form (Appendix A4). Dead smolt will be examined for an AFC and will be measured (total length in millimeters) and recorded on the Smolt Mortality Data Form (Appendix A5). If mortality levels become a concern, smolt may be released sooner. Other information including water temperature, dissolved oxygen content, and quantity of food fed in each raceway will be recorded on a Smolt Imprinting and Release Data Form (Appendix A4). Water quality recordings will be taken for the inlet and outlet of the raceway. If ADF&G personnel encounter any problems with water flow into Raceways 2, 3, or 4 during the 7 to 10 days of imprinting, the head gate and tail gate to Raceway 1 will be closed allowing increased flow into Raceways 2, 3, and 4 but restricting adult passage until imprinting is complete.

Once imprinting is complete, the specialized smolt panels will be removed from the lower end of the raceways at the time of release. Smolt will exit the facility using the tail race way and facility drain pipe. The smolt release will occur over a 2-day period after which the facility drain pipe will be fully opened to allow remaining smolt to exit (Figure 2). The remaining smolt panels will be removed and replaced with expanded aluminum jump screens for holding broodstock (Figure 2). After the smolt are released, Raceways 2, 3 and 4 will be dewatered, cleaned, and disinfected in preparation for holding adult Chinook salmon for broodstock.

### **Biological Sampling**

A sample size of 101 adult Chinook salmon for estimation of the age and sex composition of the escapement of adult (age-1.2+) Chinook salmon was determined by the methods in Thompson (1987). Given that age cannot be determined on approximately 15% of the scale samples, sampling 118 adult Chinook salmon would meet the stated objective criterion. Assuming approximately 1,201 ocean-age-2+ naturally-produced Chinook salmon migrate to the weir during 2019<sup>7</sup>, then a sampling rate of 1:10 naturally-produced fish will be required. Assuming approximately 1,277 ocean-age-2+ hatchery-produced Chinook salmon migrate to the weir during 2019<sup>8</sup>, then a sampling rate of 1:11 hatchery-produced fish would meet the stated objective criterion.

---

<sup>6</sup> Product names used in this publication are included for completeness but do not constitute product endorsement.

<sup>7</sup> The average of 2016–2018 naturally-produced fish to the weir was 1,201.

<sup>8</sup> The average of 2016–2018 hatchery-produced fish to the weir was 1,277.

Biological samples will be collected in proportion to passage through the weir. Early and late in the season (when fish passage is low), the trap will be closed overnight no less than twice weekly, tentatively scheduled for Mondays and Thursdays, to collect fish for biological sampling the following day (Tuesdays and Fridays). A sampling rate of 1:10 will be applied to the weir passage of both naturally- and hatchery-produced fish since the last sampling day to set the daily sampling goal. If digital video counts are not completed in time for sampling, the first 6 hours of fish passage recorded on the DVR will be used to estimate the previous days total fish passage and determine sample size. If the sampling goal is not reached during a sampling period, then extra fish will be sampled the following sampling day to make up the deficit. During the middle of the run (when fish passage is high), the same procedure will be employed, although the gate to the trap above the DVR passage chute will be closed every day (or every weekday) to allow a large number of broodstock to be collected. After a fish is sampled, it will either be placed into Raceway 2, 3, or 4 via fish passage chutes for holding as broodstock or passed into Raceway 1 above the trap for upstream passage. Fish that are not sampled will be sorted into Raceway 2, 3, or 4 for holding as broodstock or into Raceway 1 above the trap for upstream passage depending on broodstock collection needs. All fish will be given an anal fin hole-punch mark so that duplicate sampling doesn't occur if the fish ends up back in the trap. The sampling equipment prevents selective sampling of fish within the trap. All fish are crowded into the upstream end of the trap prior to sampling, the net is the width of the trap, and the water is opaque so that fish cannot be observed prior to netting. The water flow at the main water intake gate will be reduced during sampling (Figure 2). The same method will be used to generate samples sizes in 2020 and 2021 after adjusting the sampling rate to account for recent escapements.

Adult Chinook salmon collected for sampling will be examined for sex, measured for length (mid eye to tail fork to the nearest 1 mm), and examined for the presence of an AFC. Scales will be removed from each collected fish and all data will be recorded on the Scale Sampling Data Form (Appendix A6). Three scales from the preferred area<sup>9</sup> will be collected from each adult Chinook salmon selected for age sampling (Welanders 1940). Scales will be mounted on adhesive coated scale cards; the scales will be pressed such that impressions are made on acetate cards to allow for age determination postseason, following procedures described by Mosher (1969). After each fish is sampled for age, sex, and length, a hole punch will be administered to the anal fin. This anal fin hole punch will mark each fish and help prevent field technicians from sampling fish twice in the event the fish ends up back in the trap. Fish collected for broodstock and all mortalities will be recorded by sex and tallied on the Broodstock Collection Data Form (Appendix A7).

Ocean-age-1 hatchery-produced Chinook salmon, easily identified by their small size (less than 20 inches total length), will be culled as they are encountered. This will be either on sampling days and broodstock collection days or while crowding the tail race to move fish into the sampling structure. Naturally-produced jack Chinook salmon will not be sampled and will be passed upstream of the trap for passage upstream out of the facility. After sufficient numbers of ocean-age-2+ hatchery-produced broodstock have been collected, fish will be culled to limit the number in the escapement.

### **Broodstock Collection and Egg Takes**

---

<sup>9</sup> The preferred area for scale sampling is on the left side of the fish at a point on a diagonal line from the posterior insertion of the dorsal fin to the anterior insertion of the anal fin, 2 rows above the lateral line.

Broodstock collection will begin in approximately late June or as soon as semi-ripe fish start returning to the weir. During sampling days and (or) broodstock collection days, fish of acceptable sexual maturity will be moved via a chute system to Raceways 2, 3, or 4 and held for an egg take. Fish that are not used for broodstock will be placed upstream of the live box in Raceway 1 and allowed passage upstream to Crooked Creek via the head raceway. Raceway 2 will be used to hold naturally-produced Chinook salmon and Raceways 3 and 4 will be used to hold hatchery-produced Chinook salmon broodstock. Raceways holding hatchery-produced Chinook salmon broodstock will be of mixed sex and staff will collect and sort fish so that each raceway holds approximately the same number. Any bright colored naturally-produced Chinook salmon encountered during broodstock collection days will be immediately passed upstream because they have higher mortality rates when held. Most hatchery-produced Chinook salmon encountered will be kept as broodstock until sufficient numbers have been attained, at which time fish will be culled to limit the number of hatchery-produced fish in the escapement. A minimum of 101 males and 101 females (WJHSFH request) will be used for the egg takes that will occur 2 or 3 times throughout the middle to later part of July. Additional egg takes may occur at Crooked Creek if more eggs are needed to help with broodstock shortages at other egg take locations. While fish are being held, Raceways 2,3, and 4 will be partially covered by a network of polyethylene, ultraviolet stabilized fabric panels to provide shelter from environmental conditions. Water temperature, mortalities, and dissolved oxygen content of each raceway will be recorded daily on the Broodstock Holding Hydrology and Mortality Data Form (Appendix A8).

Only naturally-produced Chinook salmon will be used as broodstock to support Crooked Creek stocking demands whereas both naturally- and hatchery-produced Chinook salmon will be used as broodstock to support stocking demands in other drainages. If small numbers of naturally-produced Chinook salmon return, collection of naturally-produced broodstock will be reduced to foster achieving the lower bound of the SEG (650). Hatchery-produced Chinook salmon progeny will not be used for restocking Crooked Creek in years when naturally-produced Chinook salmon runs are low. Consequently, Crooked Creek may not be stocked with the total requested number of smolt in subsequent years.

Adult Chinook salmon held for broodstock will be examined to determine sexual maturity; this will assist in setting dates for egg takes. If fish are not ripening during sorting and if sufficient numbers of fish are returning, select broodstock will be released upstream. This will be recorded in the comments section of the Broodstock Collection Data Form (Appendix A7). Egg takes are tentatively scheduled to begin in the middle of July and will be conducted weekly until desired numbers of fish have been artificially spawned. WJHSFH staff and Soldotna staff will conduct the egg takes. WJHSFH staff will provide necessary equipment for collecting gametes from broodstock. Eggs will be taken on site following a limited Chinook salmon egg-take protocol (ADF&G 1983). Fish used for the egg take will be sacrificed and recorded on the Egg-Take Data Form (Appendix A9). The abdomen of the fish will be wiped with Betadyne before removing the eggs. Separate gametes will be placed in sealed plastic bags. The gametes will be placed on ice in coolers for transport to WJHSFH the same day. The gametes will be fertilized at WJHSFH. Fish used for egg takes will be sampled for Infectious Hematopoietic Necrosis Virus (IHNV) and sampled for Bacterial Kidney Disease (BKD) by collecting ovarian fluid samples from females, and liver-kidney samples from males. These samples will be sent to the ADF&G Fish Pathology Laboratory for testing.

After egg takes have been conducted and regional broodstock collection goals have been met, surplus hatchery-produced Chinook salmon being held for broodstock will be culled.

### **Sockeye Salmon**

Small numbers of sockeye salmon arrive at the Crooked Creek weir in July. Some sockeye salmon may pass upstream of the weir while the DVR is operating. Infectious hematopoietic necrosis virus (IHNV) is commonly found in sockeye salmon (Meyers 2003). High densities of sockeye salmon on Chinook salmon spawning grounds can increase the potential spread of IHNV to Chinook salmon. Should Crooked Creek Chinook salmon stocks become infected with IHNV, the ability to use them for broodstock for Chinook salmon enhancement projects would be compromised. Because run timing of Crooked Creek sockeye salmon and Chinook salmon differ slightly, concerns of disease transmission during broodstock collection periods are reduced (Meyers, Fish Pathology Laboratory, ADF&G, personal communication).

Sockeye salmon will be able to pass through the Crooked Creek Facility freely although their passage will be recorded and enumerated using the DVR. On sampling days and broodstock collection days, any sockeye salmon encountered will be enumerated and destroyed. End of season sockeye salmon escapement summaries will be given to ADF&G Fish Pathology Laboratory and hatchery personnel for evaluation, and programmatic recommendations will be solicited.

### **Straying of Crooked Creek Chinook Salmon of Hatchery Origin**

In past years, CWT Chinook salmon stocked into Crooked Creek have been recovered at locations outside of the Crooked Creek and Kasilof River drainages. In the fall following the field season, the ADF&G Coded Wire Tag Laboratory database will be queried for all CWT recoveries of Chinook salmon originally released at Crooked Creek. These records will provide information about the location of the fish at the time of tag recovery and about potential straying into other systems.

### **DATA REDUCTION**

Crooked Creek DVR counts, facility mortalities, weir mortalities, smolt imprinting, smolt mortalities, broodstock collection, broodstock holding hydrology, egg take, and ASL information will be recorded on specialized field data forms (Appendices A1–A9). Technicians will return data forms to the Soldotna office daily. The Project Biologist will examine all data forms for errors and enter the data electronically. The Project Biologist will convert the data to fixed width, comma separated values (.csv), modified mark sense format for analysis.

Data maps for all information collected in this project are shown in Appendices B1–B2. The project biologist will edit Crooked Creek biological and escapement data to ensure values of counts, age, and length-at-age are within regular bounds. The biologist will also prepare inseason data summaries daily, conduct postseason data analyses, and write the Division of Sport Fish Fishery Data Series report. All Crooked Creek data will be entered into computer files and edited by 1 November. A final edited copy of all data files along with a data map will be sent to the Alaska Department of Fish and Game Research and Technical Services (RTS) for archiving.

### **DATA ANALYSIS**

Separate analyses will be conducted for naturally- and hatchery-produced fish. All (100%) hatchery-produced fish are marked; therefore, the number of marked Chinook salmon counted in the escapement is equal to the contribution of hatchery releases to the escapement.

The number of ocean-age-1 Chinook salmon (jacks) in the escapement will be determined by examining recorded footage and comparing all passing fish to a 20-inch reference mark. The number of adult Chinook salmon in the escapement ( $N^{adult}$ ) will be calculated by subtracting the number of jacks ( $N^{jack}$ ) from the total number of Chinook salmon that passed through the weir ( $N^{weir}$ )<sup>10</sup>.

$$N^{adult} = N^{weir} - N^{jack} \quad (1)$$

The total number of adults that returned to the weir will be the sum of escapement ( $N^{adult}$ ), the number of adult Chinook salmon that died during holding or in the facility downstream of the DVR, and the number used for egg takes.

The sampling protocol attempts proportional sampling of the total escapement. If proportional sampling is achieved or age compositions do not differ between temporal strata then samples will be pooled and unstratified estimates will be calculated. To test if a stratified estimator is required, the run will be split into 4 temporal strata based on the daily escapement counts such that each stratum represents approximately a quarter of the total run, and a likelihood ratio test (G-test,  $\alpha = 0.05$ ) will be applied to age-by-time contingency tables. The likelihood ratio test statistic, the G-statistic, will be calculated as follows:

$$G = 2 \sum_i f_i \ln \left( \frac{f_i}{\hat{f}_i} \right) \quad (2)$$

where  $f_i$  is the observed number of fish in the  $i$ th cell of the age-by-time contingency table, and  $\hat{f}_i$  is the expected number of fish in the  $i$ th cell calculated under the assumption that age proportions don't change over time (Sokal and Rohlf 1995). The G-statistic has an approximate  $\chi^2$  distribution with  $(r-1)(c-1)$  degrees of freedom, where  $r$  is the number of rows and  $c$  the number of columns in the table.

The following describes estimation of the age composition; estimation of the sex or age-by-sex composition is accomplished with appropriate substitutions. The proportion of adult (ocean-age-.2 and older) Chinook salmon that belong to age class  $z$  in the escapement by sampling stratum will be estimated as follows:

$$\hat{p}_{tz} = \frac{n_{tz}}{n_t} \quad (3)$$

where  $\hat{p}_{tz}$  is the estimated proportion of adult salmon passing the weir during sampling stratum  $t$  from age category  $z$ ,  $n_{tz}$  is the number of fish sampled during sampling stratum  $t$  that were classified as age category  $z$ , and  $n_t$  is the number of salmon sampled for age determination during sampling stratum  $t$ .

The estimated sampling variance of  $\hat{p}_{tz}$  will be calculated by

$$\text{var}[\hat{p}_{tz}] = \left( 1 - \frac{n_t}{N_t^{adult}} \right) \frac{\hat{p}_{tz}(1 - \hat{p}_{tz})}{n_t - 1} \quad (4)$$

<sup>10</sup> Minor adjustments will be made if mortalities are observed within the facility upstream of the DVR.

where  $N_t^{adult}$  is the number of adult Chinook salmon passing the weir during sampling stratum  $t$ . The estimates of escapement by age category in each sampling stratum will be calculated by

$$\hat{N}_{tz}^{adult} = N_t^{adult} \hat{p}_{tz} \quad (5)$$

with variance estimated as

$$var[\hat{N}_{tz}^{adult}] = N_t^{adult^2} var[\hat{p}_{tz}]. \quad (6)$$

The total adult escapement by age category and its variance will then be estimated by summation:

$$\hat{N}_z^{adult} = \sum_{t=1}^L \hat{N}_{tz}^{adult} \quad (7)$$

and

$$var[\hat{N}_z^{adult}] = \sum_{t=1}^L var[\hat{N}_{tz}^{adult}] \quad (8)$$

where  $L$  equals the number of sampling strata.

Finally, the proportion of the adult escapement by age category and its variance will be estimated by

$$\hat{p}_z = \frac{\hat{N}_z^{adult}}{N^{adult}} \quad (9)$$

and

$$var[\hat{p}_z] = \frac{var[\hat{N}_z^{adult}]}{N^{adult^2}}. \quad (10)$$

If age composition is independent of time, age proportions for the escapement ( $\hat{p}_z$ ), as well as the number of fish by age ( $\hat{N}_z^{adult}$ ) and their estimated variances, will be calculated using Equations 3–6 with the pooled data and ignoring subscripts for temporal strata.

Mean length-at-age of naturally- and hatchery-produced Chinook salmon will be estimated by standard statistical techniques.

## SCHEDULE AND DELIVERABLES

Dates	Activity
May 24, 2019	Install Crooked Creek weir (Gates, Waldo, Vacant)
May 28–31, 2019	Clean and disinfect raceways prior to smolt delivery (Gates, Waldo, Vacant)
June 1–7 through 10, 2019	Hold Chinook salmon smolt for imprinting and release (Gates, Waldo, Vacant, Vacant)
June 7–August 15, 2019	Census all fish passed upstream of weir and sample adult Chinook salmon (Waldo, Vacant, Vacant, Vacant)
August 1–August 15, 2019	Crooked Creek Facility cleanup, winterization, and monitor weir (Waldo, Vacant, Vacant, Vacant)

August 15, 2019	Weir removal (Gates, Waldo, Vacant, Vacant, Vacant)
November 1, 2019	Crooked Creek Chinook salmon escapement project FDS report (Waldo)
November 15, 2019	Scale ageing (Waldo)
December 15, 2019	Data analysis and results (Waldo)
April 1, 2020	Review operational plan (Waldo)

---

## **RESPONSIBILITIES**

### *Andrew Waldo, Fishery Biologist I, Principle Investigator*

Duties: The Principal Investigator is responsible for overseeing project development, data quality, data analysis, and report preparation. This position is responsible for hiring and training any new personnel, supervising 3 technicians, inseason data editing and reduction, postseason data analysis, and a summary of the enhancement program to be reported in an FDS report. This position will ensure that all data are in proper format for SF Research and Technical Services (RTS) and are archived with RTS at the completion of the field season. Inseason duties include entering Crooked Creek weir data into ADF&G's Internet "DocuShare," Region II Inseason Data, entitled: "Crooked Creek Weir Summary." This position is responsible for informing their supervisor of any problems with equipment or personnel affecting the completion of this project. At the end of the season, this position will supervise crew activities involved with winterizing field equipment and the Crooked Creek Facility. This position will write the project operational plan, FDS report, performance report, and synopsis as well as manage the budget, prepare budget requests, perform midyear audits, write performance evaluations for technicians, apply for and renew fish transport permits, and apply for fish habitat permits. This position also interacts with Anchorage hatchery staff in evaluation of the Crooked Creek enhancement program and coordinates activities associated with the Chinook salmon smolt release and the adult egg takes at Crooked Creek.

### *Adam Reimer, Biometrician II*

Duties: The Biometrician is responsible for review, consultation, and approval of design and analytical procedures.

### *Vacant, Fish and Wildlife Technician II, (May 24–August 15)*

Duties: Assist with 1) conducting a census of fish passed upstream of the weir at Crooked Creek and 2) biological sampling adult Chinook salmon. This individual will be responsible for conducting inseason Crooked Creek escapement counts either manually or using a DVR, pre- and postseason cleaning and disinfecting of raceways, feeding and imprinting smolt, assisting in egg takes and preparation of the Crooked Creek Facility for winter. As time allows, this individual may be involved in some facility maintenance activities, such as painting buildings and vegetation control.

### *Vacant, Fish and Wildlife Technician II, (May 24–August 15)*

Duties: Assist with 1) conducting a census of fish passed upstream of the weir at Crooked Creek and 2) biological sampling adult Chinook salmon. This individual will be responsible for conducting inseason Crooked Creek escapement counts either manually or using a DVR, pre- and postseason cleaning and disinfecting of raceways, feeding and imprinting smolt, assisting in egg takes, and preparation of the Crooked Creek Facility for winter. As time allows, this individual may be involved in some facility maintenance activities, such as painting buildings and vegetation control.

### *Vacant, Non- Permanent Fish and Wildlife Technician II, (July 1 –August 15)*

Duties: Assist with 1) conducting a census of fish passed upstream of the weir at Crooked Creek and 2) biological sampling adult Chinook salmon. This individual will be responsible for

conducting inseason Crooked Creek escapement counts either manually or using a DVR, pre- and postseason cleaning and disinfecting of raceways, assisting in egg takes and preparation of the Crooked Creek Facility for winter.

### **BUDGET SUMMARY**

#### Crooked Creek stock assessment (11229581)

Line item	Category	FY19 Budget (\$K)	FY20 Budget (\$K)
100	Personal Services	75.5	78.1
200	Travel	0.0	0.0
300	Contractual	6.2	6.2
400	Commodities	2.4	2.4
500	Equipment	0.0	0.0
<b>Total</b>		<b>84.1</b>	<b>86.7</b>

#### Crooked Creek egg take and stocking (11229591)

Line item	Category	FY19 Budget (\$K)	FY20 Budget (\$K)
100	Personal Services	17.2	17.3
200	Travel	0.0	0.0
300	Contractual	0.1	0.1
400	Commodities	0.8	0.8
500	Equipment	0.0	0.0
<b>Total</b>		<b>18.1</b>	<b>18.2</b>

## REFERENCES CITED

- ADF&G (Alaska Department of Fish and Game). 1983. Fish culture manual. Alaska Department of Fish and Game, Division of Fisheries Rehabilitation, Enhancement and Development, Juneau. <http://www.adfg.alaska.gov/FedAidPDFs/FRED.FISHCULTUREMANUAL.pdf>
- Bue, B. G., and J. J. Hasbrouck. *Unpublished*. Escapement goal review of salmon stocks of Upper Cook Inlet. Alaska Department of Fish and Game, Report to the Alaska Board of Fisheries, November 2001 (and February 2002), Anchorage.
- Johnson, J., and E. Weiss. 2006. Catalog of waters important for spawning, rearing, or migration of anadromous fishes - Southcentral Region, Effective March 1, 2006. Alaska Department of Fish and Game, Special Publication No. 06-03, Anchorage. <http://www.adfg.alaska.gov/FedAidPDFs/sp06-03.pdf>
- Meyers, T. 2003. Regulation changes, policies and guidelines for Alaska fish and shellfish health and disease control. Alaska Department of Fish and Game, Division of Commercial Fisheries, Regional Information Report 5J03-07, Juneau. <http://www.adfg.alaska.gov/FedAidPDFs/RIR.5J.2003.07.pdf>
- Mosher, K. H. 1969. Identification of Pacific salmon and steelhead trout by scale characteristics. U. S. Fish and Wildlife Service, Bureau of Commercial Fisheries, Circular 317.
- Sokal, R. R., and F. J. Rohlf. 1995. Biometry. 3rd edition. Freeman, San Francisco.
- Thompson, S. K. 1987. Sample size for estimating multinomial proportions. *The American Statistician* 41(1):42-46.
- Todd, G. L. *Unpublished*. Crooked Creek Chinook enhancement project 1990 summary report. Alaska Department of Fish and Game, Division of Commercial Fisheries, Soldotna, Alaska.
- Welander, A. D. 1940. A study of the development of the scale of Chinook salmon *Oncorhynchus tshawytscha*. Master's thesis. University of Washington, Seattle.











Appendix A7.-Crooked Creek Chinook salmon enhancement project Scale Sampling Form for recording biological sampling of age, sex, and length.

*Scale Sampling*

Date: \_\_\_\_\_

Collectors: \_\_\_\_\_

Scale Card No.	Fish No.	Sex		AFC		Length	Age	Vial No.
	1	M	F	Y	N			
	2	M	F	Y	N			
	3	M	F	Y	N			
	4	M	F	Y	N			
	5	M	F	Y	N			
	6	M	F	Y	N			
	7	M	F	Y	N			
	8	M	F	Y	N			
	9	M	F	Y	N			
	10	M	F	Y	N			
Scale Card No.	Fish No.	Sex		AFC		Length	Age	Vial No.
	1	M	F	Y	N			
	2	M	F	Y	N			
	3	M	F	Y	N			
	4	M	F	Y	N			
	5	M	F	Y	N			
	6	M	F	Y	N			
	7	M	F	Y	N			
	8	M	F	Y	N			
	9	M	F	Y	N			
	10	M	F	Y	N			
Scale Card No.	Fish No.	Sex		AFC		Length	Age	Vial No.
	1	M	F	Y	N			
	2	M	F	Y	N			
	3	M	F	Y	N			
	4	M	F	Y	N			
	5	M	F	Y	N			
	6	M	F	Y	N			
	7	M	F	Y	N			
	8	M	F	Y	N			
	9	M	F	Y	N			
	10	M	F	Y	N			
Scale Card No.	Fish No.	Sex		AFC		Length	Age	Vial No.
	1	M	F	Y	N			
	2	M	F	Y	N			
	3	M	F	Y	N			
	4	M	F	Y	N			
	5	M	F	Y	N			
	6	M	F	Y	N			
	7	M	F	Y	N			
	8	M	F	Y	N			
	9	M	F	Y	N			
	10	M	F	Y	N			

Appendix A8.—Crooked Creek Chinook salmon enhancement project Broodstock Collection Data Form.

<i>Brood Stock Collection</i>			
<i>Date:</i>			
<i>Collectors:</i>			
<i>Raceway #:</i>			
<b>Non-AFC</b>		<b>AFC</b>	
M	F	M	F



Appendix A10.—Crooked Creek Chinook salmon enhancement project Egg-take Data Form for recording counts of artificially spawned fish.

<i>Egg Take</i>				
				Date: _____
				Personnel: _____
Non-AFC		AFC		COMMENTS
M	F	M	F	
Mortalities:				

## Appendix B2.–Crooked Creek Chinook salmon weir and escapement data map.

Data field Name	Width	Start column	End column	Comma column	Codes and Comments
Date code	8	1	8	9	
Year	4	1	4		Four digit year
Month	2	5	6		Two digit month
Day	2	7	8		Two digit day
Var1	3	10	12	13	DVR count: Non-AFC ocean age 2+
Var2	3	14	16	17	DVR count: AFC ocean age 2+
Var3	3	18	20	21	DVR count: Non-AFC jacks
Var4	3	22	24	25	DVR count: AFC jacks
Var5	3	26	28	29	Upstream released or sampled: Non-AFC ocean age 2+
Var6	3	30	32	33	Upstream released or sampled: AFC ocean age 2+
Var7	3	34	36	37	Upstream released or sampled: Non-AFC jacks
Var8	3	38	40	41	Upstream released or sampled: AFC jacks
Var9	3	42	44	45	Downstream of DVR mortalities: Non-AFC ocean age 2+
Var10	3	46	48	49	Downstream of DVR mortalities: AFC ocean age 2+
Var11	3	50	52	53	Downstream of DVR mortalities: Non-AFC jacks
Var12	3	54	56	57	Downstream of DVR mortalities: AFC jacks
Var13	3	58	60	61	Upstream of DVR mortalities: Non-AFC ocean age 2+
Var14	3	62	64	65	Upstream of DVR mortalities: AFC ocean age 2+
Var15	3	66	68	69	Upstream of DVR mortalities: Non-AFC jacks
Var16	3	70	72	73	Upstream of DVR mortalities: AFC jacks
Var17	3	74	76	77	Brood stock collected: Non-AFC ocean age 2+
Var18	3	78	80	81	Brood stock collected: AFC ocean age 2+
Var19	3	82	84	85	Brood stock collected: Non-AFC jacks
Var20	3	86	88	89	Brood stock collected: AFC jacks
Var21	3	90	92	93	Brood stock released: Non-AFC age 2+ ocean
Var22	3	94	96	97	Brood stock released: AFC age 2+ ocean
Var23	3	98	100	101	Brood stock released: Non-AFC jacks
Var24	3	102	104	105	Brood stock released: AFC jacks
Var25	3	106	108	109	Brood stock mortalities: Non-AFC age 2+ ocean
Var26	3	110	112	113	Brood stock mortalities: AFC age 2+ ocean
Var27	3	114	116	117	Brood stock mortalities: Non-AFC jacks
Var28	3	118	120	121	Brood stock mortalities: AFC jacks

-continued

## Appendix B1.-Page 2 of 2.

Data field Name	Width	Start column	End column	Comma column	Codes and Comments
DV	3	122	124	125	Dolly Varden
STH	3	126	128	129	Steelhead Trout
RT	3	130	132	133	Rainbow Trout
PS	4	134	137	138	Pink Salmon
SS	4	139	142	143	Coho Salmon
RS	4	144	147	148	Sockeye Salmon
Var29	4	149	152	153	Hatchery-produced Chinook salmon jacks culled
Var30	4	154	157	158	Hatchery-produced Chinook salmon (2+) culled

## Appendix B3.–Crooked Creek Chinook salmon ASL data map.

Data field Name	Width	Start column	End column	Comma column	Codes and Comments
Date code	8	1	8	9	
Year	4	1	4		Four digit year
Month	2	5	6		Two digit month
Day	2	7	8		Two digit day
(Blank)	2	10	11	12	
(Blank)	1	13	13	14	
Survey area code	2	15	16	17	P0 = Kenai Peninsula fresh water
Site code	3	18	20	21	160 = Crooked Creek
(Blank)	2	22	23	24	
(Blank)	2	25	26	27	
Species	3	28	30	31	410 = Chinook
(Blank)	3	32	34	35	
(Blank)	3	36	38	39	
(Blank)		40	57	43,45,47,49,58	
(Blank)	2	59	60	61	
Sex	1	62	62	63	= M or F
AFC or Non-AFC	1	64	64	65	0 = Non-AFC, 1 = AFC
(Blank)	4	66	69	70	Length (mm)
(Blank)		71	86	76,81,84,87	
(Blank)	2	88	89	90	
(Blank)	5	91	95	96	
Scale card number	3	97	99	100	
Fish number	1	101	102	103	Number on scale card (Values 1–10)
Age	2	104	105	106	Column 104 = freshwater age, column 105 = marine age
Age error	1	107	107	end	R = Regen, M = Missing, I = Inverted, A = Absorbed, U = Unreadable, D = Dirty