

**Fishery Management Report No. 26-05**

---

---

**Large-Mesh Bottom Trawl Survey of Crab and  
Groundfish: Kodiak, Chignik, South Peninsula, and  
Eastern Aleutian Management Districts, 2025**

by

**Kally Spalinger**

April 2026

---

---

Alaska Department of Fish and Game

Divisions of Sport Fish and Commercial Fisheries



## Symbols and Abbreviations

The following symbols and abbreviations, and others approved for the Système International d'Unités (SI), are used without definition in the following reports by the Divisions of Sport Fish and of Commercial Fisheries: Fishery Manuscripts, Fishery Data Series Reports, Fishery Management Reports, and Special Publications. All others, including deviations from definitions listed below, are noted in the text at first mention, as well as in the titles or footnotes of tables, and in figures or figure captions.

|   |                    |  |   |   |                         |
|---|--------------------|--|---|---|-------------------------|
| <b>Weights and measures (metric)</b>    |                    | <b>General</b>                                   |   | <b>Mathematics, statistics</b>  |                         |
| centimeter                              | cm                 | Alaska Administrative Code                       | AAC   | <i>all standard mathematical signs, symbols and abbreviations</i>             |                         |
| deciliter                               | dL                 | all commonly accepted abbreviations              | e.g., Mr., Mrs., AM, PM, etc.               | alternate hypothesis  | $H_A$                   |
| gram                                    | g                  |  |   | base of natural logarithm   | $e$                     |
| hectare                                 | ha                 | all commonly accepted professional titles        | e.g., Dr., Ph.D., R.N., etc.                | catch per unit effort   | CPUE                    |
| kilogram                                | kg                 | at   | @   | coefficient of variation  | CV                      |
| kilometer                               | km                 | compass directions:                              |   | common test statistics  | (F, t, $\chi^2$ , etc.) |
| liter                                   | L                  | east   | E   | confidence interval   | CI                      |
| meter                                   | m                  | north  | N   | correlation coefficient (multiple)  | R                       |
| milliliter                              | mL                 | south  | S   | correlation coefficient (simple)  | r                       |
| millimeter                              | mm                 | west   | W   | covariance  | cov                     |
|   |                    | copyright  | ©   | degree (angular)  | °                       |
| <b>Weights and measures (English)</b>   |                    | corporate suffixes:                              |   | degrees of freedom  | df                      |
| cubic feet per second                   | ft <sup>3</sup> /s | Company  | Co.   | expected value  | $E$                     |
| foot                                    | ft                 | Corporation                                      | Corp.                                       | greater than  | >                       |
| gallon                                  | gal                | Incorporated                                     | Inc.  | greater than or equal to  | ≥                       |
| inch                                    | in                 | Limited  | Ltd.  | harvest per unit effort   | HPUE                    |
| mile                                    | mi                 | District of Columbia                             | D.C.  | less than   | <                       |
| nautical mile                           | nmi                | et alii (and others)                             | et al.                                      | less than or equal to   | ≤                       |
| ounce                                   | oz                 | et cetera (and so forth)                         | etc.  | logarithm (natural)   | ln                      |
| pound                                   | lb                 | exempli gratia (for example)                     | e.g.  | logarithm (base 10)   | log                     |
| quart                                   | qt                 | Federal Information Code                         | FIC   | logarithm (specify base)  | log <sub>2</sub> , etc. |
| yard                                    | yd                 | id est (that is)                                 | i.e.  | minute (angular)  | '                       |
|   |                    | latitude or longitude                            | lat or long                                 | not significant   | NS                      |
| <b>Time and temperature</b>             |                    | monetary symbols (U.S.)                          | \$, ¢                                       | null hypothesis   | $H_0$                   |
| day                                     | d                  | months (tables and figures): first three letters | Jan, ..., Dec                               | percent   | %                       |
| degrees Celsius                         | °C                 | registered trademark                             | ®   | probability   | P                       |
| degrees Fahrenheit                      | °F                 | trademark  | ™   | probability of a type I error (rejection of the null hypothesis when true)    | $\alpha$                |
| degrees kelvin                          | K                  | United States (adjective)                        | U.S.  | probability of a type II error (acceptance of the null hypothesis when false) | $\beta$                 |
| hour                                    | h                  | United States of America (noun)                  | USA   | second (angular)  | "                       |
| minute                                  | min                | U.S.C.   | United States Code                          | standard deviation  | SD                      |
| second                                  | s                  | U.S. state                                       | use two-letter abbreviations (e.g., AK, WA) | standard error  | SE                      |
| <b>Physics and chemistry</b>            |                    |  |   | variance  |                         |
| all atomic symbols                      |                    |  |   | population sample   | Var var                 |
| alternating current                     | AC                 |  |   |   |                         |
| ampere                                  | A                  |  |   |   |                         |
| calorie                                 | cal                |  |   |   |                         |
| direct current                          | DC                 |  |   |   |                         |
| hertz                                   | Hz                 |  |   |   |                         |
| horsepower                              | hp                 |  |   |   |                         |
| hydrogen ion activity (negative log of) | pH                 |  |   |   |                         |
| parts per million                       | ppm                |  |   |   |                         |
| parts per thousand                      | ppt, ‰             |  |   |   |                         |
| volts                                   | V                  |  |   |   |                         |
| watts                                   | W                  |  |   |   |                         |

***FISHERY MANAGEMENT REPORT NO. 26-05***

**LARGE-MESH BOTTOM TRAWL SURVEY OF CRAB AND  
GROUNDFISH: KODIAK, CHIGNIK, SOUTH PENINSULA, AND  
EASTERN ALEUTIAN MANAGEMENT DISTRICTS, 2025**

by

Kally Spalinger

Alaska Department of Fish and Game, Division of Commercial Fisheries, Kodiak

Alaska Department of Fish and Game  
Division of Sport Fish, Research and Technical Services  
333 Raspberry Road, Anchorage, Alaska, 99518-1565

April 2026

The Fishery Management Reports series was established in 1989 by the Division of Sport Fish for the publication of an overview of management activities and goals in a specific geographic area, and became a joint divisional series in 2004 with the Division of Commercial Fisheries. Fishery Management Reports are intended for fishery and other technical professionals, as well as lay persons. Fishery Management Reports are available through the Alaska State Library and on the Internet: <http://www.adfg.alaska.gov/sf/publications/>. This publication has undergone regional peer review.

Product names used in this publication are included for completeness and do not constitute product endorsement. The Alaska Department of Fish and Game does not endorse or recommend any specific company or their products.

*Kally Spalinger and Joletta Silva  
Alaska Department of Fish and Game, Division of Commercial Fisheries  
351 Research Court, Kodiak, AK 99615, USA*

*This document should be cited as follows:*

*Spalinger, K. 2026. Large-mesh bottom trawl survey of crab and groundfish: Kodiak, Chignik, South Peninsula, and Eastern Aleutian Management Districts, 2025. Alaska Department of Fish and Game, Fishery Management Report No. 26-05, Anchorage.*

The Alaska Department of Fish and Game (ADF&G) administers all programs and activities free from discrimination based on race, color, national origin, age, sex, religion, marital status, pregnancy, parenthood, or disability. The department administers all programs and activities in compliance with Title VI of the Civil Rights Act of 1964, Section 504 of the Rehabilitation Act of 1973, Title II of the Americans with Disabilities Act (ADA) of 1990, the Age Discrimination Act of 1975, and Title IX of the Education Amendments of 1972.

**If you believe you have been discriminated against in any program, activity, or facility please write:**

ADF&G ADA Coordinator, P.O. Box 115526, Juneau, AK 99811-5526

U.S. Fish and Wildlife Service, 4401 N. Fairfax Drive, MS 2042, Arlington, VA 22203

Office of Equal Opportunity, U.S. Department of the Interior, 1849 C Street NW MS 5230, Washington DC 20240

**The department's ADA Coordinator can be reached via phone at the following numbers:**

(VOICE) 907-465-6077, (Statewide Telecommunication Device for the Deaf) 1-800-478-3648,

(Juneau TDD) 907-465-3646, or (FAX) 907-465-6078

**For information on alternative formats and questions on this publication, please contact:**

ADF&G Division of Sport Fish, Research and Technical Services, 333 Raspberry Road, Anchorage AK 99518 (907) 267-2517

# TABLE OF CONTENTS

|   | Page |
|---|------|
| LIST OF TABLES.....                                     | ii   |
| LIST OF FIGURES.....                                    | ii   |
| LIST OF APPENDICES.....                                 | v    |
| ABSTRACT.....   | 1    |
| INTRODUCTION.....                                       | 1    |
| METHODS.....  | 2    |
| Survey Design.....                                      | 2    |
| Vessel and Fishing Gear.....                            | 3    |
| Catch Sampling Procedures.....                          | 3    |
| CPUE and Abundance Indices.....                         | 5    |
| Abundance Indices.....                                  | 5    |
| RESULTS AND DISCUSSION.....                             | 5    |
| Kodiak.....   | 5    |
| Catch Composition.....                                  | 6    |
| Tanner Crab.....  | 6    |
| Red King Crab.....                                      | 7    |
| Chignik.....  | 7    |
| Catch Composition.....                                  | 7    |
| Tanner Crab.....  | 8    |
| South Peninsula.....                                    | 8    |
| Catch Composition.....                                  | 8    |
| Tanner Crab.....  | 9    |
| Red King Crab.....                                      | 9    |
| Eastern Aleutian.....                                   | 10   |
| Catch Composition.....                                  | 10   |
| Tanner Crab.....  | 10   |
| Red King Crab.....                                      | 11   |
| Weathervane Scallops.....                               | 11   |
| Arrowtooth Flounder.....                                | 11   |
| Flathead Sole.....                                      | 11   |
| Walleye Pollock.....                                    | 11   |
| Pacific Halibut.....                                    | 12   |
| Pacific Cod.....  | 12   |
| Yellowfin Sole.....                                     | 12   |
| Sablefish.....  | 12   |
| Skates.....   | 13   |
| Water Temperature.....                                  | 13   |
| REFERENCES CITED.....                                   | 14   |
| TABLES AND FIGURES.....                                 | 17   |
| APPENDIX A: GLOSSARY.....                               | 113  |
| APPENDIX B: FISHING LOG AND TRAWL STATIONS SAMPLED..... | 119  |

## TABLE OF CONTENTS (Continued)

|  |     |
|--|-----|
| APPENDIX C: TRAWL MAPS.....                                  | 133 |
| APPENDIX D: TANNER CRAB ABUNDANCE ESTIMATES BY STATION ..... | 149 |

### LIST OF TABLES

| <b>Table</b> |  | <b>Page</b> |
|--------------|--|-------------|
| 1.           | Number of large-mesh bottom trawl survey hauls used to determine king and Tanner crab abundance, by Tanner crab management district, 1988–2025.....  | 18          |
| 2.           | Tanner crab mature male abundance threshold levels from regulatory harvest strategies, estimates of number of mature male crab by survey year from large-mesh bottom trawl surveys, 2021–2025..... | 19          |
| 3.           | Predominant species by weight in the Kodiak Tanner crab District large-mesh bottom trawl survey, 2025.....   | 20          |
| 4.           | Tanner crab abundance estimates from large-mesh bottom trawl surveys in the Kodiak District, 1988–2025.....  | 21          |
| 5.           | Number of male red king and male Tanner crabs by management unit, crab cohort, and shell condition captured in the 2025 large-mesh bottom trawl survey.....  | 30          |
| 6.           | Red king crab abundance estimates from large-mesh bottom trawl surveys in the Kodiak and Alaska Peninsula Areas, 2016–2025. ....   | 32          |
| 7.           | Predominant species by weight in the Chignik Tanner crab District large-mesh bottom trawl survey, 2025.....  | 38          |
| 8.           | Tanner crab abundance estimates from large-mesh bottom trawl surveys in the Chignik District, 1989–2025.....   | 39          |
| 9.           | Predominant species by weight in the South Peninsula Tanner crab District large-mesh bottom trawl survey, 2025. ....   | 45          |
| 10.          | Tanner crab abundance estimates from large-mesh bottom trawl surveys in the South Peninsula District, 1988–2025.....   | 46          |
| 11.          | Predominant species by weight in the Eastern Aleutian Tanner crab District large-mesh bottom trawl survey, 2025. ....  | 58          |
| 12.          | Tanner crab abundance estimates from large-mesh bottom trawl surveys in the Eastern Aleutian District, 1990–2025.....  | 59          |
| 13.          | Skate catch in kilograms and number caught by sex and species from the large-mesh bottom trawl survey, 2025. ....  | 65          |
| 14.          | Average near-bottom water temperatures by district and year from the large-mesh bottom trawl surveys, 1991–2025.....   | 66          |

### LIST OF FIGURES

| <b>Figure</b> |   | <b>Page</b> |
|---------------|---|-------------|
| 1.            | Large-mesh bottom trawl survey stations, 2025.....  | 67          |
| 2.            | Tanner crab, king crab, weathervane scallop, and groundfish management units in the bottom trawl survey area. ....  | 68          |
| 3.            | Historical trawl survey areas and current Tanner crab management sections in the Kodiak District.....   | 69          |
| 4.            | Top species caught by weight in the large-mesh bottom trawl surveys by district, 2021-2025. ....  | 70          |
| 5.            | Number of Tanner crab per kilometer towed in the 2025 Kodiak District large-mesh bottom trawl survey.....   | 71          |
| 6.            | Tanner crab relative size frequency by sex and district from the 2025 large-mesh bottom trawl survey.....   | 72          |
| 7.            | Tanner crab male abundance estimates by carapace width in the Kodiak District large-mesh bottom trawl surveys, 2016–2025.....   | 73          |
| 8.            | Tanner crab male abundance estimates by carapace width and shell condition from the Northeast, Eastside, and Southeast Sections of the 2025 Kodiak District large-mesh bottom trawl survey..... | 74          |

## LIST OF FIGURES (Continued)

| Figure  | Page |
|---|------|
| 9. Tanner crab male abundance estimates by carapace width and shell condition from the Southwest, Westside, and North Mainland Sections of the 2025 Kodiak District large-mesh bottom trawl survey. ....  | 75   |
| 10. Tanner crab mature female egg clutch fullness by shell condition in the Kodiak District large-mesh bottom trawl survey, 2025.....   | 76   |
| 11. Tanner crab mature female abundance by shell condition and average clutch fullness for the Kodiak District from the 2006–2025 large-mesh bottom trawl surveys. ....   | 76   |
| 12. Number of red king crab per kilometer towed in the 2025 Kodiak and Alaska Peninsula Areas large-mesh bottom trawl survey. ....  | 77   |
| 13. Red king crab male abundance estimates by carapace length in the Kodiak Area large-mesh bottom trawl surveys, 2016–2025.....  | 78   |
| 14. Red king crab relative size frequency by sex from the Kodiak Area large-mesh bottom trawl survey, 2025.....   | 79   |
| 15. Red king crab mature female egg clutch fullness by shell condition in the Kodiak Area large-mesh bottom trawl survey, 2025.....   | 79   |
| 16. Number of Tanner crab per kilometer towed in the 2025 South Peninsula and Chignik Districts large-mesh bottom trawl survey. ....  | 80   |
| 17. Tanner crab male abundance estimates by carapace width in the Chignik District large-mesh bottom trawl surveys, 2016–2025.....  | 81   |
| 18. Tanner crab male abundance estimates by carapace width and shell condition from Ivanof Bay and Mitrofanina Island in the 2025 Chignik District large-mesh bottom trawl survey.....  | 82   |
| 19. Tanner crab male abundance estimates by carapace width and shell condition from Chignik Bay and Kujulik Bay in the 2025 Chignik District large-mesh bottom trawl survey. ....   | 83   |
| 20. Tanner crab mature female egg clutch fullness by shell condition in the Chignik District large-mesh bottom trawl survey, 2025.....  | 84   |
| 21. Tanner crab mature female abundance by shell condition and average clutch fullness for the Chignik District from the 2006–2025 large-mesh bottom trawl surveys. ....  | 84   |
| 22. Tanner crab male abundance estimates by carapace width in the South Peninsula District large-mesh bottom trawl surveys, 2016–2025. ....   | 85   |
| 23. Tanner crab male abundance estimates by carapace width and shell condition from Sanak Island, Morzhovoi Bay, and Cold Bay/Belkofski Bay in the Western Section of the 2025 South Peninsula District large-mesh bottom trawl survey. ....                                      | 86   |
| 24. Tanner crab male abundance estimates by carapace width and shell condition from Pavlof Bay/Volcano Bay, Beaver Bay/Balboa Bay/Unga Strait, and Stepovak Bay/West Nagai Strait in the Eastern Section of the 2025 South Peninsula District large-mesh bottom trawl survey..... | 87   |
| 25. Tanner crab mature female egg clutch fullness by shell condition in the South Peninsula District large-mesh bottom trawl survey, 2025. ....   | 88   |
| 26. Tanner crab mature female abundance by shell condition and average clutch fullness for the South Peninsula District from the 2006–2025 large-mesh bottom trawl surveys.....   | 88   |
| 27. Number of Tanner crab per kilometer towed in the 2025 Eastern Aleutian District large-mesh trawl survey.....  | 89   |
| 28. Tanner crab mature female egg clutch fullness by shell condition in the Eastern Aleutian District large-mesh bottom trawl survey, 2025. ....  | 90   |
| 29. Tanner crab mature female abundance by shell condition and average clutch fullness for the Eastern Aleutian District from the 2006–2025 large-mesh bottom trawl surveys.....  | 90   |
| 30. Weathervane scallop annual CPUE in kilograms per kilometer towed from the 1988–2025 large-mesh bottom trawl surveys. ....   | 91   |
| 31. Weathervane scallop station CPUE in kilograms per kilometer towed from the 2025 large-mesh bottom trawl survey. ....  | 91   |
| 32. Weathervane scallop shell height frequency from the large-mesh bottom trawl surveys, 2005–2025.....   | 92   |
| 33. Average weathervane scallop shell height from scallops caught on the large-mesh bottom trawl surveys, 2005–2025.....  | 92   |
| 34. Arrowtooth flounder annual CPUE in kilograms per kilometer towed from the 1988–2025 large-mesh bottom trawl surveys. ....   | 93   |

## LIST OF FIGURES (Continued)

| <b>Figure</b>  | <b>Page</b> |
|--|-------------|
| 35. Arrowtooth flounder station CPUE in kilograms per kilometer towed from the 2025 large-mesh bottom trawl survey.....  | 93          |
| 36. Arrowtooth flounder length frequency from the large-mesh bottom trawl surveys, 2005–2025. ....   | 94          |
| 37. Average arrowtooth flounder length from fish caught on the large-mesh bottom trawl surveys, 2005–2025.....   | 94          |
| 38. Flathead sole annual CPUE in kilograms per kilometer towed from the 1988–2025 large-mesh bottom trawl surveys. ....  | 95          |
| 39. Flathead sole station CPUE in kilograms per kilometer towed from the 2025 large-mesh bottom trawl survey. ....   | 95          |
| 40. Flathead sole length frequency from the large-mesh bottom trawl surveys, 2005–2025. ....   | 96          |
| 41. Average flathead sole length from fish caught on the large-mesh bottom trawl surveys, 2005–2025. ....  | 96          |
| 42. Walleye pollock annual CPUE in kilograms per kilometer towed from the 1988–2025 large-mesh bottom trawl surveys. ....  | 97          |
| 43. Walleye pollock station CPUE in kilograms per kilometer towed from the 2025 large-mesh bottom trawl survey. ....   | 97          |
| 44. Walleye pollock length frequency from the large-mesh bottom trawl surveys, 2005–2025. ....   | 98          |
| 45. Average walleye pollock length from fish caught on the large-mesh bottom trawl surveys, 2005–2025. ....  | 98          |
| 46. Pacific halibut annual CPUE in kilograms per kilometer towed from the 1988–2025 large-mesh bottom trawl surveys. ....  | 99          |
| 47. Pacific halibut station CPUE in kilograms per kilometer towed from the 2025 large-mesh bottom trawl survey. ....   | 99          |
| 48. Pacific halibut length frequency from the large-mesh bottom trawl surveys, 2005–2025. ....   | 100         |
| 49. Average Pacific halibut length from fish caught on the large-mesh bottom trawl surveys, 2005–2025. ....  | 100         |
| 50. Pacific cod annual CPUE in kilograms per kilometer towed from the 1988–2025 large-mesh bottom trawl surveys. ....  | 101         |
| 51. Pacific cod station CPUE in kilograms per kilometer towed from the 2025 large-mesh bottom trawl survey. ....   | 101         |
| 52. Pacific cod length frequency from the large-mesh bottom trawl surveys, 2005–2025.....  | 102         |
| 53. Average Pacific cod length from fish caught on the large-mesh bottom trawl surveys, 2005–2025.....   | 102         |
| 54. Yellowfin sole annual CPUE in kilograms per kilometer towed from the 1988–2025 large-mesh bottom trawl surveys. ....   | 103         |
| 55. Yellowfin sole station CPUE in kilograms per kilometer towed from the 2025 large-mesh bottom trawl survey. ....  | 103         |
| 56. Yellowfin sole length frequency from the large-mesh bottom trawl surveys, 2005–2025. ....  | 104         |
| 57. Average yellowfin sole length from fish caught on the large-mesh bottom trawl surveys, 2005–2025.....  | 104         |
| 58. Sablefish annual CPUE in kilograms per kilometer towed from the 1988–2025 large-mesh bottom trawl surveys. ....  | 105         |
| 59. Sablefish station CPUE in kilograms per kilometer towed from the 2025 large-mesh bottom trawl survey. ....   | 105         |
| 60. Sablefish length frequency from the large-mesh bottom trawl surveys, 2005–2025.....  | 106         |
| 61. Average sablefish length from fish caught on the large-mesh bottom trawl surveys, 2005–2025. ....  | 106         |
| 62. Annual skate CPUE in kilograms per kilometer towed from the 1988–2025 large-mesh bottom trawl surveys.....   | 107         |
| 63. Big and longnose skate catch in kilograms per kilometer towed from the 2025 large-mesh bottom trawl survey. ....   | 108         |
| 64. Bering, Aleutian, and Alaska skate catch in kilograms per kilometer towed from the 2025 large-mesh bottom trawl survey.....  | 109         |
| 65. Big, longnose, Bering, Alaska, and Aleutian skate relative size frequencies from the 2025 large-mesh bottom trawl survey.....  | 110         |
| 66. Near-bottom water temperatures from the 2025 large-mesh bottom trawl survey. ....  | 111         |
| 67. Near-bottom water temperature for warmest and coldest bays during the 2025 large-mesh bottom trawl survey and the average water temperature in those bays from 1991–2025 surveys. .... | 112         |

## LIST OF APPENDICES

| <b>Appendix</b>  | <b>Page</b> |
|--|-------------|
| A1. Definition of terms in large-mesh trawl survey report. ....  | 114         |
| B1. 2025 large-mesh bottom trawl survey fishing log. ....  | 120         |
| B2. 2025 bottom trawl survey locations, stations, and station areas by district and section. ....  | 128         |
| C1. Izhut Bay, Kazakof Bay, Kizhuyak Bay, and Marmot Bay station boundaries with station name, trawl haul number, and haul location and direction, June 2025. ....                     | 134         |
| C2. Chiniak Bay and Chiniak Gully station boundaries with station name, trawl haul number, and haul location and direction, June 2025. ....  | 135         |
| C3. Ugak Bay, Kiliuda Bay, and Barnabas Gully station boundaries with station name, trawl haul number, and haul location and direction, June and July 2025. ....                       | 136         |
| C4. South Sitkalidak Strait, Twoheaded Island, and Horse’s Head area station boundaries with station name, trawl haul number, and haul location and direction, July 2025. ....         | 137         |
| C5. Alitak Bay and Alitak Flats station boundaries with station name, trawl haul number, and haul location and direction, July 2025. ....  | 138         |
| C6. Shelikof Strait and Afognak Island station boundaries with station name, trawl haul number, and haul location and direction, September 2025. ....                                  | 139         |
| C7. Uyak Bay, Uganik Bay, and Viekoda Bay station boundaries with station name, trawl haul number, and haul location and direction, September 2025. ....                               | 140         |
| C8. Kujulik Bay, Chignik Bay, and Castle Bay station boundaries with station name, trawl haul number, and haul location and direction, July and August 2025. ....                      | 141         |
| C9. Steповak Bay, Ivanof Bay, Kuiuukta Bay, and Mitrofanina Bay station boundaries with station name, trawl haul number, and haul location and direction, August 2025. ....            | 142         |
| C10. Unga Strait, Beaver Bay, Balboa Bay, and West Nagai Strait station boundaries with station name, trawl haul number, and haul location and direction, August 2025. ....            | 143         |
| C11. Pavlof Bay and Volcano Bay station boundaries with station name, trawl haul number, and haul location and direction, August 2025. ....  | 144         |
| C12. Morzhovoi Bay, Cold Bay, Belkofski Bay, Deer Island, and Sanak Island station boundaries with station name, trawl haul number, and haul location and direction, August 2025. .... | 145         |
| C13. Akutan Bay station boundaries with station name, trawl haul number, and haul location and direction, August 2025. ....  | 146         |
| C14. Unalaska Bay, Kalekta Bay, Beaver Inlet, and Makushin Bay station boundaries with station name, trawl haul number, and haul location and direction, August 2025. ....             | 147         |
| D1. Tanner crab abundance estimates in the Kodiak District by station and section, 2025. ....  | 150         |
| D2. Tanner crab abundance estimates in the Chignik District by station and sampling locale, 2025. ....   | 157         |
| D3. Tanner crab abundance estimates in the South Peninsula District by station, sampling locale, and section, 2025. ....   | 159         |
| D4. Tanner crab abundance estimates in the Eastern Aleutian District by station and sampling locale, 2025. .   | 164         |



## ABSTRACT

This report summarizes results from the large-mesh bottom trawl survey that took place June through September 2025 to assess crab and groundfish resources in the Kodiak, Chignik, South Peninsula, and Eastern Aleutian Tanner crab *Chionoecetes bairdi* management districts. A total of 365 trawl hauls were completed to assess relative abundance and condition of commercially important crabs, as well as spatial distribution, species composition, size frequency, and catch per unit effort of commercially important groundfish. Survey estimates indicated that mature and legal male Tanner crab abundances were not sufficient to support commercial fisheries in the surveyed districts. Red king crab *Paralithodes camtschaticus* abundance estimates in each of the surveyed management areas remain too low to consider opening a red king crab commercial fishery. Arrowtooth flounder *Atheresthes stomias*, flathead sole *Hippoglossoides elassodon*, walleye pollock *Gadus chalcogrammus*, and yellowfin sole *Limanda aspera* were the dominant groundfish captured during the survey.

Keywords: crab, groundfish, *Chionoecetes bairdi*, *Paralithodes camtschaticus*, trawl survey, Kodiak, South Peninsula, Chignik, Eastern Aleutian, *Hippoglossoides elassodon*, *Atheresthes stomias*, *Limanda aspera*, *Gadus chalcogrammus*

## INTRODUCTION

The Alaska Department of Fish and Game (ADF&G) conducted a large-mesh bottom trawl survey during 2025 around Kodiak Island, along the Alaska Peninsula from Cape Douglas to False Pass, and in the Eastern Aleutian Islands from Akutan to Unalaska Island (Figure 1). The survey area corresponds to the Kodiak, Chignik, South Peninsula, and Eastern Aleutian Districts of Registration Area J (Westward) for Tanner crab *Chionoecetes bairdi* (5 AAC 35.505<sup>1</sup>(a)(b)(c) and (f)); the Kodiak and Alaska Peninsula king crab Registration Areas, and the Dutch Harbor District of the Aleutian Islands king crab Registration Area (5 AAC 34.400<sup>2</sup>, and 34.500<sup>3</sup>, and 34.604<sup>4</sup>(1)); the Kodiak, Alaska Peninsula, and Dutch Harbor scallop Registration Areas (5 AAC 38.076<sup>5</sup>(b)(5)(6) and (7)); and the Kodiak, Chignik, and South Alaska Peninsula groundfish Registration Areas, and Aleutian Islands District of the Bering Sea–Aleutian Islands groundfish Registration Area (5 AAC 28.400<sup>6</sup>, 28.500<sup>7</sup>, 28.550<sup>8</sup>, and 28.605<sup>9</sup>(a); Figure 2). Tanner crab management units are districts; king crab, weathervane scallops *Patinopectin caurinus*, and groundfish management units are areas. This report summarizes survey data by district or area, as applicable.

ADF&G began conducting trawl surveys focused on red king crab *Paralithodes camtschaticus* around Kodiak Island in 1963. Early trawl surveys were limited to localized areas known to have concentrations of red king crab (Figure 3; Reynolds and Powell 1964; McMullen 1967a, 1967b, 1968; Kingsbury and James 1971). Beginning in 1980, bottom trawl surveys to assess Tanner crab were initiated in the North Shelikof Strait of the Kodiak District (Colgate and Hicks 1982). However, these surveys were not used as the primary crab stock assessment tool. Rather, ADF&G conducted pot surveys from 1973 to 1986 as the primary method to determine crab stock abundance. Pot surveys targeted red king crab; Tanner crab were assessed as a secondary species (Colgate and Hicks 1983). From 1981 through 1986, trawl survey development was focused on

---

<sup>1</sup> Alaska Administrative Code: *Description of [Tanner crab] Registration Area J Districts [Westward]*

<sup>2</sup> Alaska Administrative Code: *Description of [king crab] Registration Area K [Kodiak]*

<sup>3</sup> Alaska Administrative Code: *Description of [king crab] Registration Area M [Alaska Peninsula]*

<sup>4</sup> Alaska Administrative Code: *Description of red king crab [Registration Area O (Aleutian Islands)] Districts*

<sup>5</sup> Alaska Administrative Code: *Alaska Scallop Fishery Management Plan*

<sup>6</sup> Alaska Administrative Code: *Description of Kodiak Area [for groundfish]*

<sup>7</sup> Alaska Administrative Code: *Description of Chignik Area [for groundfish]*

<sup>8</sup> Alaska Administrative Code: *Description of South Alaska Peninsula Area [for groundfish]*

<sup>9</sup> Alaska Administrative Code: *Description of Bering Sea–Aleutian Islands Area Districts [for groundfish]*

Tanner crab assessment and expansion to more locations in the Kodiak, Chignik, and South Peninsula Districts (Colgate and Hicks 1983; Colgate 1984). The first comprehensive large-mesh trawl survey of the Kodiak District occurred in 1987 (Jackson 1990). In 1988, following the collapse of the red king crab stocks, large-mesh trawl surveys replaced pot surveys as the standard Tanner crab stock assessment tool in the Kodiak, Chignik, and South Peninsula Districts (Urban and Vining 1999; Spalinger and Knutson 2022a). The Eastern Aleutian District large-mesh bottom trawl survey was added to the regionwide survey program in 1990 and generally continued triennially until 2003. Beginning in 2004, selected locations of the Eastern Aleutian District have been surveyed annually, with the exception of 2020 due to scheduling changes associated with the COVID-19 pandemic. Since 1988, between 287 and 410 successful hauls have been completed annually in the Kodiak, Chignik, South Peninsula, and Eastern Aleutian Districts (Table 1).

Annual trawl survey results have been used since 1999 to determine if Tanner crab abundance is above regulatory thresholds allowing for commercial fisheries (5 AAC 35.507<sup>10</sup>; Table 2; Urban et al. 1999; Spalinger et al. 2021). When survey results indicate that abundance thresholds are met, Tanner crab guideline harvest levels (GHLs) are primarily determined by estimating the number of legal male crab (Appendix A1) as determined by the trawl survey in a district or section and applying a harvest rate based on the estimated abundance of mature male and female crabs compared to the long-term average abundance. Details on the Tanner crab harvest strategy, survey results directly affecting Tanner crab fisheries management, and recent fishery information are published annually by ADF&G (Nichols et al. 2025).

Primary objectives of the 2025 crab and groundfish large-mesh bottom trawl survey were to (1) estimate the relative abundance and condition of Tanner and red king crabs; and (2) determine spatial distribution, species composition, length frequency, and catch per unit effort (CPUE) of commercially important groundfish species.

Secondary objectives of the survey were to (1) determine size–frequency of weathervane scallops; (2) determine sex composition of skates (*Raja*, *Beringraja*, and *Bathyrja*); and (3) measure chela height of male Tanner crab in the Kodiak and South Peninsula Districts (Knutson and Spalinger 2021; Silva 2025).

## METHODS

### SURVEY DESIGN

The 2025 large-mesh bottom trawl survey was conducted in areas of historical and current Tanner crab abundance using a fixed-grid station design. This grid was developed in 1988 to spread sampling effort across areas known to support Tanner crab fisheries based on historical fishing location data. Stations were standardized to a total of 372 available stations and stratified in 2021 to update historical abundances of Tanner crab for use by fishery managers (Spalinger and Knutson 2022a). Survey station area totals approximately 13,100 km<sup>2</sup> at depths greater than 20 fathoms. Station size variation results from irregular coastline topography and bathymetry. Offshore stations average approximately 74.4 km<sup>2</sup> each, and inshore stations average approximately 21.7 km<sup>2</sup> each (Appendix B; Knutson and Spalinger 2021). In 2025, 365 successful bottom trawl hauls were conducted in 365 stations (Figure 1, Appendix C).

---

<sup>10</sup> Alaska Administrative Code: Kodiak, Chignik, and South Peninsula Districts *C. bairdi* Tanner crab harvest strategies

Survey timing is generally consistent each year. The Northeast, Eastside, Southeast, and Southwest Sections of the Kodiak District are typically surveyed in June and July; Chignik, South Peninsula, and Eastern Aleutian Districts are usually surveyed in July and August; and Westside and North Mainland Sections of the Kodiak District are usually surveyed in September.

## VESSEL AND FISHING GEAR

The R/V *Resolution* (28.9 m) has been used to conduct the large-mesh bottom trawl survey since 1988. The R/V *Resolution* is a house-forward stern trawler equipped with an aft net reel, telescoping deck crane, and paired hydraulic trawl winches.

The trawl survey net is a 400-mesh eastern otter trawl designed to sweep a 12.2 m path. The net mouth is constructed with 10.2 cm stretch mesh, the net body with 8.9 cm stretch mesh, and the codend with a 3.2 cm stretch mesh liner. The net has a 21.3 m headrope with 18 floats, each 20.3 cm in diameter. The footrope is 29.0 m long with a 1.0 cm diameter chain attached every 25.4 cm to ensure the footrope contacts bottom. The dandylines are 45.7 m long, each consisting of a 1.5 cm diameter cable that is 18.3 m long and a pair of 1.3 cm diameter cables that are each 27.4 m long: one attached to the top and the other to the bottom of each net wing (Knutson and Spalinger 2021). Astoria “V” type doors weighing 340 kg and measuring 1.5 m × 2.1 m are used to spread the net.

Within each station, the trawl net was towed on the seafloor at an average speed of 4.98 km/h for a target distance of 1.85 km (1 nmi). Haul distance was determined by Global Positioning System (GPS) as the distance traveled by the vessel from when the footrope contacted the seafloor until the footrope left bottom. The vessel captain estimated corrections in distance for hauls that were not straight or when irregular bottom type, net hangups, or exceptionally large catches caused haul distance to differ from 1.85 km. Haul locations were limited to trawlable substrate as determined from nautical charts and bottom mapping systems on the vessel. All hauls were made during daylight hours. Haul location, distance, time, and depth were recorded directly into the survey catch database by the skipper as hauls were conducted. Quality of net performance was rated, and a haul was discarded and repeated when the skipper and cruise leader determined the net did not adequately sample the bottom (Knutson and Spalinger 2021). A temperature-depth data logger was attached to the net’s headrope and was approximately 2 m above the sea floor when fishing. Water temperature and depth were recorded in 30-second intervals for each haul. Only temperatures recorded when the footrope was on bottom were used to determine average water temperature during the haul.

## CATCH SAMPLING PROCEDURES

Total catch weight from each haul was determined by weighing the full trawl codend with an electronic crane scale (MSI 9300, Measurement Systems International; ±1.0 kg), emptying the codend into on-deck sorting bins, and subtracting the empty codend weight from the full codend weight. Prior to emptying the trawl catch from the codend, a 1.5 m<sup>2</sup> subsampling net was tied into the on-deck sorting bin. After emptying the entire catch into the on-deck sorting bin, species selected for sampling from the entire haul (whole-haul) were weighed using a motion-compensated electronic scale (Marel 1500; ±0.01 kg), counted, and measured (±1.0 cm) when applicable. The following species were whole-haul sampled: sablefish *Anoplopoma fimbria*, Pacific cod *Gadus macrocephalus*, walleye pollock *Gadus chalcogrammus*, Pacific halibut *Hippoglossus stenolepis*, all rockfish *Sebastes* and *Sebastolobus*, lingcod *Ophiodon elongatus*, Atka mackerel

*Pleurogrammus monopterygius*, giant octopus *Enteroctopus dofleini*, squid *Berryteuthis magister*, Pacific herring *Clupea pallasii*, salmon *Oncorhynchus*, weathervane scallop, red sea cucumber *Parastichopus californicus*, Bering skate *Bathyraja interrupta*, Aleutian skate *B. aleutica*, Alaska skate *B. parmifera*, longnose skate *Raja rhina*, big skate *Beringraja binoculara*, Dungeness crab *Metacarcinus magister*, Tanner crab, red king crab, snow crab *Chionoecetes opilio*, horsehair crab *Erimacrus isenbeckii*, box crab *Lopholithodes foraminatus*, spiny dogfish *Squalus acanthius*, Pacific sleeper shark *Somniosus pacificus*, salmon shark *Lamna ditropis*, wolf eel *Anarrichthys ocellatus*, Bering wolffish *Anarhichas orientalis*, and giant wrymouth *Cryptacanthodes giganteus* (Knutson and Spalinger 2021). As whole-haul species were removed from the on-deck sorting bin for sampling, the subsampling net was lifted by crane through the remaining catch and the resulting subsample was placed on the sorting table for species composition sampling. All species on the sorting table were identified and weighed. Data recorded for subsampled organisms were used post-survey to expand results to the entire haul's catch. Human-made products, kelp, empty shells, regurgitated fish, rocks, etc. in the subsample were classified as debris and weighed.

Length or width measurements were taken from selected shellfish species. Crabs were categorized by sex and shell condition, and measurements were electronically recorded using digital calipers linked to the survey catch database. Tanner crab carapace width (CW) was measured perpendicular to the carapace midline, between the lateral margin spines; however, legal status (above or below minimum size requirement to retain in a fishery) was determined by including lateral margin spines. Chela height of male Tanner crabs was measured at the greatest height, excluding spines, of the right chela and was not measured from crabs with a regenerated claw. King crab were measured for carapace length (CL) from the right eye socket to the medial-posterior edge of the carapace, whereas legal status was determined by measuring perpendicular to the carapace midline including lateral margin spines. An explanation of the terms used to characterize Tanner and king crabs are presented in Appendix A. Dungeness crab were measured for CW and checked for legal status across the carapace immediately anterior to the 10th anterolateral spine (Knutson and Spalinger 2021).

Tanner, king, and Dungeness crabs were subsampled when each species/sex exceeded 200 individuals per haul. Clutch fullness of mature female Tanner, king, and Dungeness crabs was estimated by examining the egg clutch and assigning a fractional clutch size relative to the size of the abdominal flap (Knutson and Spalinger 2021). Embryo development stage was noted by the presence or absence of eyed eggs. External signs of bitter crab disease, black mat, nemertean worms, and parasitic barnacles were recorded for all measured crabs. When available, shell height measurements for 20 weathervane scallops per haul were collected (Knutson and Spalinger 2021).

Length measurements were taken from selected finfish species. Target sample size was 25 to 50 measurements per species per haul. Measurements were entered directly into the survey catch database using a magnetic fish measuring board. Commercial finfish species were measured from snout to midpoint of the caudal fin. Sharks were measured from snout to tip of caudal fin. Skates were measured along the dorsal surface from the snout to the anterior notch of the pectoral fin. All sharks and skates were measured and sex determined by the presence or absence of claspers (Knutson and Spalinger 2021).

## CPUE AND ABUNDANCE INDICES

A commonly used measure in this report is catch per unit effort (CPUE,  $U$ ), determined as

$$U_i = \frac{c_i}{d_i} \quad (1)$$

where  $c_i$  is the catch of animals (in units of number or weight) and  $d_i$  is the distance towed during a haul at station  $i$ .

### Abundance Indices

Tanner crab abundance ( $\hat{N}_T$ ) is the sum of stratum abundances ( $\hat{N}_{T,h}$ ), which are estimated as

$$\hat{N}_{T,h} = \frac{\bar{U}_h}{x} \sum_{i=1}^n A_{i,h} \quad (2)$$

$$\bar{U}_h = \frac{\sum_{i=1}^m U_{i,h} A_{i,h}}{\sum_{i=1}^m A_{i,h}} \quad (3)$$

where  $\bar{U}_h$  is the unbiased estimator of section/stratum CPUE weighted by station area,  $x$  is the assumed net width of 12.2 m (0.006587473 nmi), and  $A_{i,h}$  is area (nmi<sup>2</sup>) for station  $i$  of  $m$  stations sampled within stratum  $h$ .

Here,  $\bar{U}_h$  is estimated using only stations that were towed within the given survey year, so that  $m \leq n$  (i.e., the total number of standard stations within a stratum), but is then scaled to abundance using the summed area of all stations within the stratum (Equation 2).

King crab abundance ( $\hat{N}_K$ ) is estimated as

$$\hat{N}_k = \sum_{i=1}^n \frac{U_i}{x} A_i \quad (4)$$

where  $U$  is CPUE expressed as crab per nautical mile,  $x$  is the assumed net width of 12.2 m (0.006587473 nmi), and  $A$  is area (nmi<sup>2</sup>) for station  $i$  of  $n$ .

Here,  $\hat{N}_k$  is estimated using all stations that were towed within the given survey year.

## RESULTS AND DISCUSSION

Detailed haul data are in Appendix B1 and include date, station, start position, heading, average depth, distance towed, and bottom temperature.

### KODIAK

In the Northeast, Eastside, Southeast, and Southwest Sections of the Kodiak Tanner crab District, 148 hauls were successfully completed between June 24 and July 21 (haul numbers 1–149). One haul was unsuccessful, and this station was not sampled. One additional standard station was not sampled. In the Westside and North Mainland Sections, 61 hauls were successfully completed between September 9 and September 18 (haul numbers 308–368). One standard station was not

sampled. Haul locations are shown in Appendices C1–C7. The total area of the surveyed sections used to determine abundance estimates for the district in 2025 was 8,369.0 km<sup>2</sup> (Appendix B2).

Throughout the Kodiak District, 145 species were identified and weighed. A total of 30,070 size measurements were collected from 4 invertebrate species, and 22,982 length measurements were collected from 40 fish species.

### **Catch Composition**

The CPUE of all species from Kodiak sample hauls was 558 kg per km towed. Arrowtooth flounder *Atheresthes stomias* was the dominant species caught by weight (26.8%), followed by flathead sole *Hippoglossoides elassodon* (15.8%), walleye pollock (9.4%), sunflower seastar *Pycnopodia helianthoides* (7.5%), and Tanner crab (4.1%; Table 3). Arrowtooth flounder, flathead sole, walleye pollock, and Tanner crab were among the 5 most abundant species captured by weight in previous years (Figure 4; Spalinger and Knutson 2021, 2022b; Spalinger and Silva 2023, 2024, 2025).

### **Tanner Crab**

The 2025 Kodiak District survey captured 31,112 male Tanner crab and 27,459 female Tanner crab. Tanner crab were caught in 91% of all hauls, with catches ranging from 0 to 3,255 crab per km towed, with the highest CPUE at station KLF in Kiliuda Bay within the Eastside Section (Figure 5). Total Tanner crab CPUE was 169 crab per km towed.

Tanner crab abundance estimates were determined for each station and management section (Appendix D1). The total 2025 Kodiak District Tanner crab abundance was estimated at 85.2 million crab, an increase from 60.8 million crab estimated in 2024. Abundance estimates for mature males continued to decline from a high estimate in 2022, whereas mature female abundance estimates increased from 2024. Increases in abundance were observed among juvenile and mature females, and males <70 mm CW, 70–91 mm CW, and 92–114 mm CW (Table 4).

The 2025 estimated abundance of legal-sized male Tanner crab was 1.3 million crab, a decrease from 3.0 million in 2024 (Table 4). In 2025, the abundance estimate of 0.7 million legal-sized male crab in the Eastside Section was the largest in the district, whereas the Westside and Northeast Sections had the smallest estimated abundance of legal males (15,157 crab and 3,797 crab respectively). Only 3.4% (31 crab) of legal crab captured in the Kodiak District in 2025 had soft/new pliable shell or new shell conditions (Table 5).

Estimated mature male Tanner crab abundance in the Southeast and Southwest Sections met regulatory minimum abundance thresholds for consideration of a commercial fishery in 2026; however, regulatory GHL requirements were not met, and the fisheries remained closed for the 2026 season. Mature male and female Tanner crab abundance estimates for the Northeast, Eastside, Westside, and North Mainland Sections were below levels needed for commercial seasons (Tables 2 and 4).

Male Tanner crab had a mean size of 68.0 mm CW and females had a mean size of 57.2 mm CW. A large proportion of male and female crab were between 30 mm CW and 45 mm CW, with a second group of males between 50 mm CW and 95 mm CW and a second group of females between 65 mm CW and 95 mm CW (Figures 6 and 7). The percentage of male crab captured that were considered mature was 11.5%, a decrease from 29.8% in 2024 (Table 5). The Northeast, Eastside, and Southeast Sections had higher peaks in abundance of male crab less than 50 mm,

whereas the Southwest, Westside, and North Mainland Sections had more even size distributions (Figures 8 and 9). Juvenile males with soft/new pliable shell or new shell conditions composed 87.2% (27,119 crab) of the total male Tanner crab captured in the Kodiak District, an increase from 67.7% (14,211 crab) in 2024 (Table 5; Spalinger and Silva 2025).

Mature female Tanner crab had a mean size of 82.8 mm CW. A total of 6,072 mature female crab were measured and clutch information was determined. Multiparous crab with clutches accounted for 32.1% (1,947 crab) of mature females, a decrease from 59.0% in 2024 (Spalinger and Silva 2025). A total of 108 mature females examined did not produce an egg clutch and 40.0% (2,430 crab) of mature females had an egg clutch greater than half full (Figure 10). This was less than 2024 when 45.8% of mature females sampled had egg clutches that were more than half full (Spalinger and Silva 2025). Average percent clutch fullness, estimated by converting the mean fractional clutch size to a percent, increased to 66.3% in 2025 from 62.8% (Figure 11).

### **Red King Crab**

Red king crab were caught in 3.3% of Kodiak Area hauls totaling 15 males and 21 females. King crab catch ranged from 0 to 16 crab per haul, with 86.1% of king crab caught inside Alitak Bay (Figure 12).

Red king crab abundance estimates were derived for 4 districts of the Kodiak Registration Area by size and sex categories (Table 6). The 2025 Kodiak red king crab abundance was estimated at 23,644 crab, which was less than the estimated 110,541 crab in 2024, and the lowest in survey record (Table 6). Decreases were observed among most male size classes. The total estimated abundance of legal males decreased from 80,886 crab in 2024 to 11,217 in 2025 and represented 90.0% of the total male abundance. Increased numbers of mature females in 2025 resulted in an increase in total female abundance from the lowest level in the survey timeseries in 2024 (5,088 crab), to 11,187 crab in 2025.

Mean king crab size was 165.3 mm CL for males and 150.7 mm CL for females (Figures 13 and 14). More than 90% of male and female king crab were mature (Table 6). During the 2025 Kodiak Area survey, 50.0% (10 crab) of all mature females examined had an egg clutch that was more than half full (Figure 15), the same as 2024 (Spalinger and Silva 2025).

### **CHIGNIK**

In the Chignik Tanner crab District, 46 hauls were successfully completed from July 31 through August 6 (haul numbers 150–195; Appendices C8–C9). The total area used to determine abundance estimates for the district in 2025 was 1,374.7 km<sup>2</sup> (Appendix B2).

Throughout the Chignik District, 103 species were identified and weighed. A total of 8,770 size measurements were collected from 4 invertebrate species, and 5,202 length measurements were collected from 28 fish species.

### **Catch Composition**

The CPUE of all species from Chignik District sample hauls was 368 kg per km towed. Arrowtooth flounder (30.1%), flathead sole (23.7%), and walleye pollock (12.7%) were the dominant species caught by weight, followed by Tanner crab (9.6%) and big skate (3.8%; Table 7). With the exception of big skate in 2020, these species have been among the top 10 species in recent surveys (Figure 4; Spalinger and Knutson 2021, 2022b; Spalinger and Silva 2023, 2024, 2025).

## **Tanner Crab**

The 2025 Chignik District bottom trawl survey captured 11,091 male Tanner crab and 9,749 female Tanner crab. Tanner crab were caught in 98% of all hauls with catches ranging from 0 to 4,417 crab per km towed. Station 4265 in Castle Bay had the highest CPUE of Tanner crab (Figure 16). Total Tanner crab CPUE was 251 crab per km towed.

Abundance estimates for Tanner crab were determined by surveyed locale (Appendix D2). The total 2025 Chignik District Tanner crab abundance estimate increased to 15.3 million crab from 14.5 million crab in 2024 (Table 8). The largest increases were in mature females and males 70 mm CW to 114 mm CW. The estimated abundance of legal-sized male Tanner crab in 2025 increased to 0.5 million crab from 0.2 million crab in 2024 (Table 8; Figure 17). Estimated mature male abundance increased from 2024 and was above the minimum abundance threshold needed for consideration of a commercial fishery in 2026 (Table 2). However, regulatory GHL requirements were not met and the fishery remained closed.

Chignik District Tanner crab had a mean size of 70.7 mm CW for males and 63.7 mm CW for females. Both male and female crab included two prominent size groups of similar abundance; one group was between 30 mm CW and 60 mm CW and the other was between 75 mm CW and 105 mm CW (Figure 6). Juvenile males with soft/new pliable shell or new shell conditions accounted for 86.2% (9,563 crab) of all male Tanner crab captured in the district (Table 5) compared to 89.6% in 2024 (Spalinger and Silva 2025). The percentage of mature males caught remained similar at 12.9% in 2025 compared to 12.2% of males caught in 2024. Chignik Bay had the highest number of new shell male crab in the district, one group that was less than 70 mm CW and another that was between 80 mm CW and 125 mm CW (Figures 18 and 19).

Mature female Tanner crab had a mean size of 92.0 mm CW. A total of 1,204 mature females were measured and clutch information recorded. Multiparous females with clutches accounted for only 17.4% (210 crab) of mature female Tanner crab examined in 2025, lower than 83.9% in 2024 (Spalinger and Silva 2025). Egg clutches that were more than half full were found in 61.5% (741 crab) of mature females examined (Figure 20). Average percent clutch fullness in 2025 (72.3%) decreased slightly from 2024 (74.8%; Figure 21).

## **SOUTH PENINSULA**

In the South Peninsula Tanner crab District, 90 hauls were successfully completed from August 7 through August 19 (haul numbers 196–286; Appendices C9–C12). One haul was unsuccessful, and this station was not sampled. Three additional standard stations were not sampled. The total area used to determine abundance estimates for the district in 2025 was 2,929.4 km<sup>2</sup> (Appendix B2).

Throughout the South Peninsula District, 108 species were identified and weighed. A total of 16,133 size measurements were collected from 4 invertebrate species, and 10,672 length measurements were collected from 32 fish species.

### **Catch Composition**

The CPUE of all species from South Peninsula sample hauls was 750 kg per km towed. Flathead sole (26.8%), arrowtooth flounder (17.0%), yellowfin sole *Limanda aspera* (13.9%), and walleye pollock (13.6%) were the dominant species caught by weight, followed by starry flounder *Platichthys stellatus* (3.3%) and Pacific cod (2.9%; Table 9). These species have been among the

top 10 species in recent surveys (Figure 4; Spalinger and Knutson 2021, 2022b; Spalinger and Silva 2023, 2024, 2025).

### **Tanner Crab**

The 2025 South Peninsula District survey caught 10,537 male Tanner crab and 9,969 female Tanner crab. Tanner crab were caught in 97% of all hauls, with catches ranging from 0 to 1,333 crab per km towed, with the highest CPUE at station MOL in Morzhovoi Bay, within the Western Section (Figure 16). Total Tanner crab CPUE was 139 crab per km towed.

Tanner crab abundance estimates were determined by surveyed locale and management section (Appendix D3). The total 2025 Tanner crab abundance in the surveyed portion of the South Peninsula District was estimated at 27.6 million crab, increasing from 12.8 million crab in 2024 (Table 10). In 2025, the largest increases in Tanner crab abundance were observed among juvenile and mature female crab and males <70 mm CW. Decreases in abundance were seen in mature males (Table 10). Estimated abundance of legal-sized males was 1.1 million crab, a decrease from 2.1 million crab in 2024 (Figure 22). Estimated mature male abundance was above the minimum abundance threshold needed for consideration of a commercial fishery in the Eastern Section in 2026 (Table 2); however, the regulatory GHL requirement was not met, so the fishery remained closed for the 2026 season. Abundance estimates of mature crab in the Western Section were below levels needed to consider opening a commercial fishery in 2026.

Male Tanner crab in the South Peninsula District had a mean size of 71.1 mm CW and females had a mean size of 60.9 mm CW. Female crab were mostly composed of 2 size groups: one between 30 mm CW and 55 mm CW and the other between 65 mm CW and 100 mm CW. Male crab were also composed of 2 main size groups. One group, similar to females, was between 30 mm CW and 55 mm CW, and the second group was between 80 mm CW and 100 mm CW (Figure 6). Soft/new pliable shell and new shell crab composed 86.0% (9,059 crab) of the total male Tanner crab captured in the district, an increase from 59.5% in 2024. Mature male crab were composed of 70.0% (1,234 crab) old shell and very old/very very old shell crab in 2025, a decrease from 73.8% in 2024 (Table 5; Spalinger and Silva 2025). The highest proportion of old shell and very old/very very old shell crab was found in Morzhovoi Bay (Figures 23 and 24).

Mature female Tanner crab had a mean size of 85.6 mm CW. A total of 2,063 mature female Tanner crab were measured and clutch information determined. Multiparous females with clutches accounted for 59.1% (1,220 crab) of mature female Tanner crab examined in 2025, lower than 85.7% in 2024 (Spalinger and Silva 2025). Egg clutches that were more than half full were found in 63.3% (1,306 crab) of mature female Tanner crab examined (Figure 25). Average percent clutch fullness in 2025 (74.8%) was similar to 2024 (78.4%; Figure 26).

### **Red King Crab**

The Alaska Peninsula king crab management area consists of waters west of Cape Kumlik and east of Scotch Cap Light, generally aligned with the combined South Peninsula and Chignik Tanner crab management district boundaries (Figure 2). The 2025 abundance estimate was 115,887 crab, lower than 125,528 crab estimated in 2024 (Table 6). A total of 77 male and 8 female red king crab were captured in the Alaska Peninsula Area, most of which were from Pavlof Bay (95.3%; Figure 12). Male king crab mean CL was 164.9 mm and female red king crab mean CL was 122.5 mm. Of the 8 female king crab caught, 7 were mature (87.5%). Over 90.0% of red king crab

captured in the last 5 years were from Pavlof Bay. However, the sporadic catches of king crab in the sampling areas may not accurately reflect changing abundance.

## **EASTERN ALEUTIAN**

In the Eastern Aleutian Tanner crab District, 20 hauls were successfully completed from August 21 through August 24 (haul numbers 287–307; Appendices C13–C14). One haul was unsuccessful, and this station was not sampled. The total area used to determine abundance estimates for the district in 2025 was 545.1 km<sup>2</sup> (Appendix B2).

Throughout the Eastern Aleutian District, 91 species were identified and weighed. A total of 4,503 size measurements were collected from 3 invertebrate species, and 2,481 length measurements were collected from 23 fish species.

### **Catch Composition**

The CPUE of all species from Eastern Aleutian sample hauls was 501 kg per km towed. Arrowtooth flounder was the dominant species by weight (36.1%), followed by flathead sole (15.6%), walleye pollock (12.8%), Tanner crab (5.4%), and rex sole *Glyptocephalus zachirus* (4.8%; Table 11). These species have been among the top 5 species in recent surveys (Figure 4; Spalinger and Knutson 2022b; Spalinger and Silva 2023, 2024, 2025).

### **Tanner Crab**

The 2025 Eastern Aleutian District survey caught 4,022 male Tanner crab and 5,305 female Tanner crab. Tanner crab were caught in 95% of hauls, with catches ranging from 0 to 1,604 crab per km towed, with the highest CPUE at station AKG in Akutan Bay (Figure 27). Total Tanner crab CPUE was 283 crab per km towed.

Tanner crab abundance estimates were determined by surveyed locale and management section (Appendix D4). The total 2025 Tanner crab abundance in the surveyed portion of the Eastern Aleutian District was estimated at 9.7 million crab, an increase from 5.7 million crab in 2024. In 2025, the largest increases in Tanner crab abundance were observed among juvenile females and sublegal males <70 mm CW. Decreases were observed in mature females and sublegal males greater than 70 mm CW (Table 12). Estimated abundance of legal-sized male Tanner crab increased to 0.05 million crab in 2025 from 0.04 million crab in 2024. The abundance estimates of legal-sized male Tanner crab in the Akutan, Unalaska/Kalekta, and Makushin/Skan Sections were below levels required to open a commercial season in 2026 (Table 2).

Male Tanner crab in the Eastern Aleutian District had a mean size of 58.4 mm CW and females had a mean size of 55.6 mm CW. A large proportion of male and female crab were between 25 mm CW and 50 mm CW. There was also a high proportion of female crab between 60 mm CW and 95 mm CW. Large male crab were more evenly distributed in size (Figure 6). Soft/new pliable shell and new shell crab composed 89.6% (3,604 crab) of the total male Tanner crab captured in the district compared to 61.3% in 2024 (Spalinger and Silva 2025). Only 8.4% of male crab captured were mature (336 crab; Table 5).

Mature female Tanner crab had a mean size of 83.3 mm CW. A total of 1,002 mature female Tanner crab were measured and clutch information determined. Multiparous females with clutches accounted for 64.3% (644 crab) of mature female Tanner crab examined in 2025, lower than 74.7% in 2024 (Spalinger and Silva 2025). Egg clutches that were more than half full were found in 52.8%

(529 crab) of mature female Tanner crab examined (Figure 28). Average percent clutch fullness in 2025 (69.8%) decreased from 2024 (77.5%; Figure 29).

### **Red King Crab**

Red king crab abundance in the surveyed areas around Unalaska Island remains at historically low levels. There have been no red king crab captured during the trawl surveys in the Eastern Aleutian Islands since 2023.

### **WEATHERVANE SCALLOPS**

Weathervane scallops accounted for 0.5% of total animal weight from all areas surveyed in 2025. Total CPUE was 2.6 kg per km towed, which is lower than the 1988–2024 CPUE of 2.9 kg per km towed (Figure 30). The highest catch of 82.6 kg per km towed was at station 646B on Alitak Flats, and overall, the Kodiak Area had the highest total weathervane scallop CPUE at 4.0 kg per km towed. Eighty-six percent of all weathervane scallops caught were in the Kodiak Area (Figure 31).

A total of 6,177 scallops were caught in 2025 and averaged 129.6 mm in shell height (Figure 32). This was smaller than the 2024 average height of 134.4 mm, and smaller than the 2005–2024 average height of 144.6 mm (Figure 33).

### **ARROWTOOTH FLOUNDER**

Arrowtooth flounder accounted for 24.4% of total animal weight from all areas surveyed in 2025. Total CPUE was 141.0 kg per km towed, which is below the 1988–2024 CPUE of 160.0 kg per km towed (Figure 34). The highest catch of 1,886.6 kg per km towed was at station 588 in Barnabas Gully in the Kodiak Area, but overall, the Aleutian Islands District of the Bering Sea–Aleutian Islands Area had the highest total CPUE at 181.0 kg per km towed (Figure 35).

A total of 105,049 arrowtooth flounder were caught in 2025 and averaged 41.5 cm in length (Figure 36). This was larger than the 2024 average length of 40.9 cm, and larger than the 2005–2024 average length of 37.2 cm (Figure 37).

### **FLATHEAD SOLE**

Flathead sole accounted for 20.0% of total animal weight from all areas surveyed in 2025. Total CPUE was 115.3 kg per km towed, which is below the 1988–2024 CPUE of 129.7 kg per km towed (Figure 38). The highest catch of 715.1 kg per km was at station THK in South Sitkalidak Strait in the Kodiak Area, but overall, the South Peninsula Area had the highest total CPUE at 200.9 kg per km towed (Figure 39).

A total of 266,958 flathead sole were caught in 2025 and averaged 28.9 cm in length (Figure 40), which was similar to the 2024 average length of 28.8 cm, and smaller than the 2005–2024 average length of 29.3 cm (Figure 41).

### **WALLEYE POLLOCK**

Walleye pollock accounted for 11.1% of total animal weight from all areas surveyed in 2025. Total CPUE was 64.4 kg per km towed, which is below the 1988–2024 CPUE of 99.9 kg per km towed (Figure 42). The highest catch of 1,492.6 kg per km towed was at station 335 in West Nagai Strait, and overall, the South Peninsula Area had the highest total CPUE at 101.8 kg per km towed (Figure 43).

A total of 45,558 walleye pollock were caught in 2025, averaging 46.6 cm in length (Figure 44). This was smaller than the 2024 average length of 47.0 cm, and smaller than the 2005–2024 average length of 48.9 cm (Figure 45).

## **PACIFIC HALIBUT**

Pacific halibut accounted for 2.3% of total animal weight from all areas surveyed in 2025. Total CPUE was 13.3 kg per km towed, which is lower than the 1988–2024 CPUE of 19.8 kg per km towed and one of the lowest in the survey time series (Figure 46). The highest catch of 139.2 kg per km towed was at station 684C on Alitak Flats in the Kodiak Area, but overall, the Aleutian Islands District of the Bering Sea–Aleutian Islands Area had the highest total CPUE of 17.1 kg per km towed (Figure 47).

A total of 1,847 Pacific halibut were caught in 2025. They averaged 67.3 cm in length (Figure 48), which was larger than the 2024 average length of 66.9 cm, and smaller than the 2005–2024 average length of 68.3 cm (Figure 49).

## **PACIFIC COD**

Pacific cod accounted for 2.9% of total animal weight from all areas surveyed in 2025. Total CPUE was 16.6 kg per km towed, which is below the 1988–2024 CPUE of 21.0 kg per km towed but a continued increase from the timeseries low in 2021 (Figure 50). The highest catch of 296.0 kg per km towed was at station 353 in West Nagai Strait, and overall, the South Peninsula Area had the highest total Pacific cod CPUE of 21.7 kg per km towed (Figure 51).

A total of 4,639 Pacific cod were caught in 2025. They averaged 55.6 cm in length (Figure 52), which was smaller than the 2024 average length of 56.5 cm, and larger than the 2005–2024 average length of 54.4 cm (Figure 53).

## **YELLOWFIN SOLE**

Yellowfin sole accounted for 6.6% of total animal weight from all areas surveyed in 2025. Total CPUE was 37.9 kg per km towed, which is below the 1988–2024 CPUE of 43.3 kg per km towed (Figure 54). The highest catch of 1,549.6 kg per km towed was at station COGA in Lenard’s Harbor, and the South Alaska Peninsula Area had the highest total yellowfin sole CPUE at 104.1 kg per km towed (Figure 55).

A total of 60,179 yellowfin sole were caught in 2025, averaging 31.0 cm in length (Figure 56). This was larger than the 2024 average length of 30.5 cm, and similar to the 2005–2024 average length of 31.3 cm (Figure 57).

## **SABLEFISH**

Sablefish accounted for 0.4% of total animal weight from all areas surveyed in 2025. Total CPUE was 2.6 kg per km towed, which is similar to the 1988–2024 CPUE of 2.2 kg per km towed (Figure 58). The highest catch of 139.4 kg per km towed was at station 588 in Barnabas Gully, and the Kodiak Area had the highest total sablefish CPUE at 3.4 kg per km towed (Figure 59).

A total of 1,048 sablefish were caught in 2025. They averaged 52.1 cm in length (Figure 60), which was larger than the 2024 average length of 48.2 cm, and larger than the 2005–2024 average length of 44.8 cm (Figure 61).

## SKATES

Skate species accounted for 4.5% of total animal weight from all areas surveyed in 2025. Total skate CPUE was 25.7 kg per km towed, which is above the 1988–2024 CPUE of 21.0 kg per km towed (Figure 62). The highest catch of a single skate species in 2025 was 320.4 kg per km towed of big skates at station CHB in Chiniak Bay in the Kodiak Area. Overall, the Kodiak Area had the highest total big skate CPUE at 16.0 kg per km towed (Figure 63). The Kodiak Area also had the highest total CPUE of longnose skate (10.0 kg per km), Bering skate (3.7 kg per km), and Alaska skate (0.4 kg per km). The Aleutian Islands District of the Bering Sea–Aleutian Islands Area had the highest total CPUE of Aleutian skate (7.8 kg per km; Figure 64).

Species, sex, and length were determined for each skate caught during the 2025 trawl survey. A total of 2,230 skates were captured and measured from all districts surveyed. Although big skates accounted for the largest proportion of skate weight (55.1%), Bering skates, which accounted for only 9.1% of total skate weight, were found in the highest numbers (Table 13). Bering skates composed 34.1% of the total number of skates caught and averaged 31.3 cm from snout to anterior notch of the pectoral fin (Figure 65). Longnose skates made up 30.4% of the total number of skates caught and averaged 49.5 cm in length. Big skates accounted for 26.5% of the number of skates caught and had an average length of 63.7 cm. Aleutian skates accounted for 7.7% of all skates caught and averaged 52.0 cm, and Alaska skates made up 1.4% and averaged 44.6 cm (Figure 65). Larger skate species—big, Aleutian, and longnose skates—were composed of mostly females (big skates: 77.1% female; Aleutian skates: 73.3% female; longnose skates: 56.7% female), whereas the smaller species (Bering and Alaska skates) were composed of 51.8% and 41.9% females, respectively (Table 13).

## WATER TEMPERATURE

Near-bottom water temperatures (~2 m above sea floor) from individual hauls where water temperatures were recorded in 2025 ranged from 4.43°C (Deadman Bay, station ALQ) to 12.55°C (Terror Bay, Station KUYB; Figure 66; Appendix B1). The bay with the lowest average temperature across all hauls was Deadman Bay (3 hauls; 4.53°C), sampled in mid-July at an average depth of 81 m. The warmest bay, on average, was Lenard's Harbor (3 hauls; 9.87°C), sampled during mid-August at an average depth of 36 m (Figures 66 and 67). Average near-bottom water temperature across all sampled survey hauls was 6.89°C, which was higher than the survey average of 6.17°C in 2024. Average survey temperatures since 1991 have ranged from a low of 5.26°C in 2007 to a high of 7.30°C in 2016 (Table 14).

## REFERENCES CITED

- Colgate, W. A. 1984. Westward Region Tanner crab, *Chionoecetes bairdi*, population index surveys. Alaska Department of Fish and Game, Division of Commercial Fisheries, Technical Report to Industry, Kodiak.
- Colgate, W. A., and D. M. Hicks. 1982. Investigations and life history and fishery for Tanner crab (*Chionoecetes bairdi*) in Alaska. Alaska Department of Fish and Game, Project No. 5-47-R. Commercial Fisheries Research and Development Act.
- Colgate, W. A., and D. M. Hicks. 1983. Investigations of life history and fishery for Tanner crab (*Chionoecetes bairdi*) in the Westward Region, Alaska, 1982. Alaska Department of Fish and Game, Division of Commercial Fisheries, Technical Data Report 96, Juneau. <http://www.adfg.alaska.gov/fedaidpdfs/tdr.096.pdf>
- Jackson, D. R. 1990. A bottom trawl survey of crab and groundfish in the Kodiak Island and Alaska Peninsula Areas, June through September, 1989. Alaska Department of Fish and Game, Division of Commercial Fisheries, Regional Information Report No. 4K90-22, Kodiak. <http://www.adfg.alaska.gov/fedaidpdfs/rir.4k.1990.22.pdf>
- Kingsbury, A. P., and K. E. James. 1971. Abundance and composition of king crabs in the Alitak and Kaguyak Bay areas during April and June 1970. Alaska Department of Fish and Game, Division of Commercial Fisheries, Informational Leaflet 152, Kodiak. <http://www.adfg.alaska.gov/fedaidpdfs/afrbil.152.pdf>
- Knutson, M., and K. Spalinger. 2021. Operational plan: Large-mesh bottom trawl survey of crab and groundfish: Kodiak, Chignik, South Peninsula, and Eastern Aleutian management districts—standard protocol 2021–2025. Alaska Department of Fish and Game, Regional Operational Plan No. ROP.CF.4K.2021.07, Kodiak. <http://www.adfg.alaska.gov/FedAidPDFs/ROP.CF.4K.2021.07.pdf>
- McMullen, J. C. 1967a. King crab, *Paralithodes camtschatica* (Tilesius) offshore breeding study on Marmot Flats, Kodiak Island, spring of 1967. Alaska Department of Fish and Game, Division of Commercial Fisheries, Research Section, Informational Leaflet 112, Juneau. <http://www.adfg.alaska.gov/fedaidpdfs/afrbil.112.pdf>
- McMullen, J. C. 1967b. A preliminary study of king crab (*Paralithodes camtschatica*) ocean reproduction and the delineation of the Kodiak District continental shelf environmental zones. Alaska Department of Fish and Game, Division of Commercial Fisheries, Research Section, Informational Leaflet 93, Juneau. <http://www.adfg.alaska.gov/fedaidpdfs/afrbil.093.pdf>
- McMullen, J. C. 1968. Investigation of king crab ocean reproduction and brood stock composition, Kodiak Island. Alaska Department of Fish and Game, Division of Commercial Fisheries, Research Section, Informational Leaflet 126, Juneau. <http://www.adfg.alaska.gov/fedaidpdfs/afrbil.126.pdf>
- Nichols, N., C. Whiteside, and A. Looman. 2025. Annual management report for shellfish fisheries in the Kodiak, Chignik, and South Peninsula Districts, 2023. Alaska Department of Fish and Game, Fishery Management Report No. 25-09, Anchorage. <http://www.adfg.alaska.gov/FedAidPDFs/FMR25-09.pdf>
- Reynolds, R. E., and G. C. Powell. 1964. King crab, *Paralithodes camtschatica* (Tilesius), trawl survey of Long Island Bank, east of Kodiak Island, Alaska, June 1963. Alaska Department of Fish and Game, Division of Biological Research, Informational Leaflet 44, Kodiak. <http://www.adfg.alaska.gov/FedAidPDFs/afrbil.044.pdf>
- Silva, J. 2025. Special project plan: 2025 Large-mesh bottom trawl survey of crab and groundfish for Kodiak, Chignik, South Peninsula, and Eastern Aleutian Districts. Alaska Department of Fish and Game, Division of Commercial Fisheries, Regional Information Report No. 4K25-06, Kodiak. <http://www.adfg.alaska.gov/FedAidPDFs/RIR.4K.2025.06.pdf>
- Spalinger, K., and M. Knutson. 2021. Large-mesh bottom trawl survey of crab and groundfish: Kodiak, Chignik, South Peninsula, and Eastern Aleutian Management Districts, 2020. Alaska Department of Fish and Game, Fishery Management Report No. 21-05, Anchorage. <http://www.adfg.alaska.gov/FedAidPDFs/FMR21-05.pdf>
- Spalinger, K., and M. Knutson. 2022a. Historical abundances of Tanner crab *Chionoecetes bairdi* for Kodiak, Chignik, South Peninsula, and Eastern Aleutian Districts from standardized large-mesh trawl surveys, 1988–2021. Alaska Department of Fish and Game, Division of Commercial Fisheries, Regional Information Report No. 4K22-08, Kodiak. <http://www.adfg.alaska.gov/FedAidPDFs/RIR.4K.2022.08.pdf>

## REFERENCES CITED (Continued)

- Spalinger, K., and M. Knutson. 2022b. Large-mesh bottom trawl survey of crab and groundfish: Kodiak, Chignik, South Peninsula, and Eastern Aleutian Management districts, 2021. Alaska Department of Fish and Game, Fishery Management Report No. 22-02, Anchorage. <http://www.adfg.alaska.gov/FedAidPDFs/FMR22-02.pdf>
- Spalinger, K., N. Nichols, and M. Knutson, 2021. Updated Tanner crab harvest strategies for Kodiak, Chignik, and South Peninsula districts: A report to the Alaska Board of Fisheries. Alaska Department of Fish and Game, Division of Commercial Fisheries, Regional Information Report No. 4K21-13, Kodiak. <http://www.adfg.alaska.gov/FedAidPDFs/RIR.4K.2021.13.pdf>
- Spalinger, K., and J. Silva. 2023. Large-mesh bottom trawl survey of crab and groundfish: Kodiak, Chignik, South Peninsula, and Eastern Aleutian Management districts, 2022. Alaska Department of Fish and Game, Fishery Management Report No. 23-07, Anchorage. <http://www.adfg.alaska.gov/FedAidPDFs/FMR23-07.pdf>
- Spalinger, K., and J. Silva. 2024. Large-mesh bottom trawl survey of crab and groundfish: Kodiak, Chignik, South Peninsula, and Eastern Aleutian Management districts, 2023. Alaska Department of Fish and Game, Fishery Management Report No. 24-09, Anchorage; <http://www.adfg.alaska.gov/FedAidPDFs/FMR24-09.pdf>
- Spalinger, K., and J. Silva. 2025. Large-mesh bottom trawl survey of crab and groundfish: Kodiak, Chignik, South Peninsula, and Eastern Aleutian Management districts, 2024. Alaska Department of Fish and Game, Fishery Management Report No. 25-16, Anchorage; <http://www.adfg.alaska.gov/FedAidPDFs/FMR25-16.pdf>
- Urban, D., and I. Vining. 1999. Reconstruction of historic abundances of Kodiak, Chignik, and South Peninsula Tanner crab, report to the Board of Fisheries. Alaska Department of Fish and Game, Division of Commercial Fisheries, Regional Information Report No. 4K99-17, Kodiak. <http://www.adfg.alaska.gov/FedAidPDFs/RIR.4K.1999.17.pdf>
- Urban, D., D. Pengilly, D. Jackson, and I. Vining. 1999. A Tanner crab harvest strategy for Kodiak, Chignik, and the South Peninsula Districts, report to the Board of Fisheries. Alaska Department of Fish and Game, Commercial Fisheries Management and Development Division, Regional Information Report No. 4K99-21, Kodiak. <http://www.adfg.alaska.gov/FedAidPDFs/RIR.4K.1999.21.pdf>



## **TABLES AND FIGURES**

Table 1.—Number of large-mesh bottom trawl survey hauls used to determine king and Tanner crab abundance, by Tanner crab management district, 1988–2025.

| Year | Kodiak | Chignik | South Peninsula | Eastern Aleutian | Total |
|------|--------|---------|-----------------|------------------|-------|
| 1988 | 213    | 0       | 106             | 0                | 319   |
| 1989 | 215    | 34      | 108             | 0                | 357   |
| 1990 | 208    | 37      | 120             | 45               | 410   |
| 1991 | 223    | 32      | 115             | 37               | 407   |
| 1992 | 204    | 29      | 114             | 0                | 347   |
| 1993 | 223    | 35      | 111             | 0                | 369   |
| 1994 | 200    | 34      | 121             | 44               | 399   |
| 1995 | 218    | 31      | 0               | 38               | 287   |
| 1996 | 222    | 27      | 122             | 0                | 371   |
| 1997 | 218    | 34      | 115             | 0                | 367   |
| 1998 | 217    | 35      | 93              | 0                | 345   |
| 1999 | 230    | 36      | 93              | 39               | 398   |
| 2000 | 220    | 35      | 94              | 36               | 385   |
| 2001 | 222    | 36      | 94              | 0                | 352   |
| 2002 | 225    | 47      | 93              | 0                | 365   |
| 2003 | 211    | 45      | 93              | 39               | 388   |
| 2004 | 211    | 45      | 94              | 24               | 374   |
| 2005 | 217    | 46      | 92              | 23               | 378   |
| 2006 | 207    | 46      | 89              | 28               | 370   |
| 2007 | 211    | 45      | 92              | 23               | 371   |
| 2008 | 215    | 44      | 89              | 23               | 371   |
| 2009 | 215    | 46      | 93              | 28               | 382   |
| 2010 | 213    | 45      | 90              | 23               | 371   |
| 2011 | 207    | 46      | 91              | 23               | 367   |
| 2012 | 209    | 46      | 91              | 28               | 374   |
| 2013 | 208    | 45      | 93              | 23               | 369   |
| 2014 | 211    | 45      | 92              | 23               | 371   |
| 2015 | 211    | 46      | 90              | 26               | 373   |
| 2016 | 209    | 46      | 93              | 21               | 369   |
| 2017 | 204    | 45      | 93              | 21               | 363   |
| 2018 | 210    | 46      | 86              | 26               | 368   |
| 2019 | 210    | 44      | 93              | 20               | 367   |
| 2020 | 210    | 45      | 93              | 0                | 348   |
| 2021 | 183    | 45      | 84              | 25               | 337   |
| 2022 | 211    | 45      | 92              | 21               | 369   |
| 2023 | 190    | 44      | 75              | 13               | 322   |
| 2024 | 211    | 46      | 89              | 25               | 371   |
| 2025 | 209    | 46      | 90              | 20               | 365   |

*Note:* All hauls occurring in Chignik and South Peninsula Tanner crab Districts are within the Alaska Peninsula king crab Area.

Table 2.—Tanner crab mature male abundance threshold levels from regulatory harvest strategies, estimates of number of mature male crab by survey year from large-mesh bottom trawl surveys, 2021–2025.

|                              | Fishery threshold<br>(number of mature males<br>>114 mm CW) | Survey estimated number of mature males (>114 mm CW) |                         |                         |                          |                          |
|------------------------------|---|--|-------------------------|-------------------------|--------------------------|--------------------------|
|                              |   | 2021   | 2022                    | 2023                    | 2024                     | 2025                     |
| Kodiak District              |   |  |                         |                         |                          |                          |
| Northeast Section            | 1,479,000   | 281,220  | 470,809                 | 221,206                 | 315,212                  | 88,526                   |
| Eastside Section             | 2,588,000   | 22,477,378 <sup>a</sup>                              | 26,061,483 <sup>a</sup> | 10,935,435 <sup>a</sup> | 4,856,979 <sup>a</sup>   | 1,942,969                |
| Southeast Section            | 787,000   | 5,869,080 <sup>a</sup>                               | 7,538,011 <sup>a</sup>  | 2,905,216 <sup>a</sup>  | 2,499,692 <sup>a</sup>   | 1,507,110 <sup>a,b</sup> |
| Southwest Section            | 558,000   | 4,355,728 <sup>a</sup>                               | 5,089,466 <sup>a</sup>  | 1,081,635 <sup>a</sup>  | 892,494 <sup>a,b</sup>   | 607,990 <sup>a,b</sup>   |
| Westside Section             | 507,000   | 227,951  | 344,327                 | 101,697                 | 189,971                  | 351,009                  |
| North Mainland Section       | 648,000   | no survey  | 664,886 <sup>a,b</sup>  | 897,265 <sup>a,b</sup>  | 339,354                  | 249,779                  |
| Chignik District             | 966,000   | 5,026,553 <sup>a</sup>                               | 3,247,452 <sup>a</sup>  | 907,997                 | 953,600                  | 1,519,888 <sup>a,b</sup> |
| South Peninsula District     |   |  |                         |                         |                          |                          |
| Eastern Section              | 883,000   | 4,634,673 <sup>a</sup>                               | 3,548,906 <sup>a</sup>  | 2,551,322 <sup>a</sup>  | 2,601,125 <sup>a</sup>   | 1,499,069 <sup>a,b</sup> |
| Western Section              | 1,242,000   | 9,493,181 <sup>a</sup>                               | 5,940,719 <sup>a</sup>  | 2,684,195 <sup>a</sup>  | 1,990,412 <sup>a,b</sup> | 1,198,243                |
| Eastern Aleutian District    |   |  |                         |                         |                          |                          |
| Akutan Section               | 134,000   | 27,404   | 45,796                  | no survey               | 496,171 <sup>a,b</sup>   | 55,686                   |
| Unalaska/Kalekta Bay Section | 127,000   | 7,150  | 57,426                  | 1,526                   | 0                        | 79,324                   |
| Makushin/Skan Bay Section    | 133,000   | 467,402 <sup>a</sup>                                 | 851,564 <sup>a</sup>    | 96,203                  | 168,628 <sup>a,b</sup>   | 202,842 <sup>a,b</sup>   |

Note: CW = carapace width.

<sup>a</sup> Above mature male harvest strategy threshold.

<sup>b</sup> Did not meet minimum GHL requirements.

Table 3.—Predominant species by weight in the Kodiak Tanner crab District large-mesh bottom trawl survey, 2025.

| Common name         | Species name                     | % of catch<br>by weight |
|---------------------|----------------------------------|-------------------------|
| Arrowtooth flounder | <i>Atheresthes stomias</i>       | 26.8                    |
| Flathead sole       | <i>Hippoglossoides elassodon</i> | 15.8                    |
| Walleye pollock     | <i>Gadus chalcogrammus</i>       | 9.4                     |
| Sunflower seastar   | <i>Pycnopodia helianthoides</i>  | 7.5                     |
| Tanner crab         | <i>Chionoecetes bairdi</i>       | 4.1                     |
| Yellowfin sole      | <i>Limanda aspera</i>            | 3.7                     |
| Big skate           | <i>Beringraja binoculata</i>     | 2.9                     |
| Pacific cod         | <i>Gadus macrocephalus</i>       | 2.7                     |
| English sole        | <i>Parophrys vetulus</i>         | 2.7                     |
| Butter sole         | <i>Isopsetta isolepis</i>        | 2.5                     |
| Northern rock sole  | <i>Lepidopsetta polyxystra</i>   | 2.4                     |
| Pacific halibut     | <i>Hippoglossus stenolepis</i>   | 2.3                     |
| Longnose skate      | <i>Raja rhina</i>                | 1.8                     |
| Pacific ocean perch | <i>Sebastes alutus</i>           | 1.6                     |
| Rex sole            | <i>Glyptocephalus zachirus</i>   | 1.5                     |
| Dover sole          | <i>Microstomus pacificus</i>     | 1.4                     |
| Starry flounder     | <i>Platichthys stellatus</i>     | 1.3                     |
| Anemone             | Order: Actinaria                 | 0.8                     |
| Weatherwane scallop | <i>Patinopecten caurinus</i>     | 0.7                     |
| Bering skate        | <i>Bathyraja interrupta</i>      | 0.7                     |
| All others          | (125 species)                    | 7.6                     |
| Total               |                                  | 100.0                   |

Table 4.—Tanner crab abundance estimates from large-mesh bottom trawl surveys in the Kodiak District, 1988–2025.

| Year              | Females    |           |            | Number sublegal males by size (CW) |           |           |           | Recruit males | Postrecruit males | Mature males | Legal males | Total males | Total crab |
|-------------------|------------|-----------|------------|------------------------------------|-----------|-----------|-----------|---------------|-------------------|--------------|-------------|-------------|------------|
|                   | Juvenile   | Mature    | Total      | <70 mm                             | 70–91 mm  | 92–114 mm | >114 mm   |               |                   |              |             |             |            |
| Northeast Section |            |           |            |                                    |           |           |           |               |                   |              |             |             |            |
| 1988              | 1,909,504  | 262,210   | 2,171,714  | 1,833,697                          | 302,062   | 273,914   | 342,788   | 195,448       | 33,336            | 571,572      | 228,784     | 2,981,245   | 5,152,959  |
| 1989              | 5,104,835  | 4,939,395 | 10,044,230 | 4,712,143                          | 1,382,306 | 1,914,154 | 2,227,696 | 1,392,832     | 405,131           | 4,025,658    | 1,797,962   | 12,034,262  | 22,078,491 |
| 1990              | 1,705,629  | 2,560,819 | 4,266,448  | 1,428,260                          | 1,386,004 | 1,177,326 | 922,600   | 570,842       | 189,207           | 1,682,649    | 760,049     | 5,674,239   | 9,940,687  |
| 1991              | 4,913,349  | 2,545,040 | 7,458,389  | 4,019,422                          | 1,892,504 | 1,934,644 | 1,592,009 | 819,871       | 134,645           | 2,546,525    | 954,517     | 10,393,095  | 17,851,484 |
| 1992              | 2,047,633  | 1,631,791 | 3,679,424  | 1,577,052                          | 1,465,596 | 1,133,830 | 996,838   | 265,593       | 27,208            | 1,289,639    | 292,801     | 5,466,117   | 9,145,541  |
| 1993              | 1,726,383  | 1,338,631 | 3,065,014  | 1,583,955                          | 425,635   | 662,172   | 730,540   | 344,834       | 55,003            | 1,130,377    | 399,837     | 3,802,139   | 6,867,153  |
| 1994              | 537,296    | 1,486,509 | 2,023,805  | 526,398                            | 192,848   | 303,296   | 535,616   | 123,882       | 119,464           | 778,961      | 243,346     | 1,801,503   | 3,825,308  |
| 1995              | 4,779,435  | 1,587,960 | 6,367,395  | 4,662,087                          | 1,131,189 | 352,135   | 441,029   | 11,890        | 163,316           | 616,234      | 175,206     | 6,761,646   | 13,129,041 |
| 1996              | 2,219,900  | 2,977,052 | 5,196,952  | 1,680,919                          | 3,005,668 | 1,386,255 | 513,145   | 37,875        | 69,215            | 620,235      | 107,090     | 6,693,076   | 11,890,028 |
| 1997              | 493,347    | 1,198,758 | 1,692,106  | 562,071                            | 1,108,786 | 1,240,992 | 675,334   | 57,412        | 25,564            | 758,310      | 82,976      | 3,670,158   | 5,362,264  |
| 1998              | 1,486,075  | 2,369,060 | 3,855,134  | 1,114,475                          | 2,181,603 | 1,852,176 | 1,462,493 | 232,166       | 52,022            | 1,746,680    | 284,187     | 6,894,934   | 10,750,069 |
| 1999              | 1,618,793  | 843,819   | 2,462,612  | 1,844,274                          | 261,946   | 561,539   | 718,671   | 166,590       | 95,461            | 980,721      | 262,051     | 3,648,481   | 6,111,093  |
| 2000              | 5,963,174  | 1,497,823 | 7,460,997  | 5,856,735                          | 1,195,307 | 717,241   | 819,676   | 295,299       | 240,288           | 1,355,263    | 535,587     | 9,124,546   | 16,585,542 |
| 2001              | 14,094,656 | 4,872,782 | 18,967,438 | 13,622,527                         | 5,042,355 | 2,846,411 | 1,495,486 | 157,690       | 260,569           | 1,913,744    | 418,259     | 23,425,037  | 42,392,474 |
| 2002              | 3,524,426  | 2,385,993 | 5,910,419  | 3,816,689                          | 2,553,915 | 2,510,708 | 1,748,555 | 192,421       | 45,329            | 1,986,305    | 237,750     | 10,867,616  | 16,778,035 |
| 2003              | 1,469,828  | 2,734,418 | 4,204,246  | 1,612,226                          | 1,770,568 | 3,065,332 | 2,792,235 | 372,379       | 146,750           | 3,311,363    | 519,128     | 9,759,488   | 13,963,734 |
| 2004              | 2,661,236  | 4,341,339 | 7,002,576  | 2,375,541                          | 1,232,009 | 1,792,593 | 2,304,166 | 642,197       | 133,384           | 3,079,748    | 775,581     | 8,479,890   | 15,482,466 |
| 2005              | 3,629,916  | 3,094,315 | 6,724,231  | 3,930,850                          | 1,439,651 | 1,419,876 | 2,803,156 | 790,716       | 268,920           | 3,862,791    | 1,059,636   | 10,653,168  | 17,377,399 |
| 2006              | 9,345,341  | 1,872,655 | 11,217,996 | 8,523,231                          | 2,468,590 | 969,206   | 966,592   | 121,316       | 133,303           | 1,221,211    | 254,619     | 13,182,238  | 24,400,234 |
| 2007              | 5,615,746  | 1,996,481 | 7,612,227  | 4,049,921                          | 2,305,668 | 2,332,953 | 1,835,021 | 176,220       | 171,887           | 2,183,127    | 348,106     | 10,871,670  | 18,483,897 |
| 2008              | 6,440,354  | 3,056,613 | 9,496,968  | 5,873,957                          | 1,892,015 | 2,567,519 | 1,768,734 | 217,818       | 104,811           | 2,091,363    | 322,629     | 12,424,855  | 21,921,823 |
| 2009              | 3,171,507  | 1,906,899 | 5,078,406  | 2,643,302                          | 2,907,861 | 3,087,713 | 2,716,466 | 666,824       | 29,301            | 3,412,592    | 696,126     | 12,051,467  | 17,129,873 |
| 2010              | 2,598,324  | 3,961,144 | 6,559,469  | 2,398,150                          | 1,617,118 | 1,068,791 | 2,179,384 | 515,346       | 307,885           | 3,002,614    | 823,231     | 8,086,674   | 14,646,143 |
| 2011              | 1,194,208  | 958,253   | 2,152,461  | 1,256,554                          | 205,191   | 379,711   | 880,337   | 86,747        | 196,489           | 1,163,572    | 283,235     | 3,005,028   | 5,157,489  |
| 2012              | 4,182,599  | 583,658   | 4,766,258  | 4,103,108                          | 166,335   | 210,558   | 545,320   | 38,442        | 171,469           | 755,231      | 209,911     | 5,235,232   | 10,001,490 |
| 2013              | 25,326,329 | 949,935   | 26,276,264 | 24,939,779                         | 1,508,664 | 429,690   | 226,721   | 35,718        | 67,843            | 330,283      | 103,562     | 27,208,416  | 53,484,681 |
| 2014              | 5,793,036  | 3,950,097 | 9,743,134  | 4,721,623                          | 2,745,438 | 1,453,067 | 348,837   | 11,901        | 130,129           | 490,866      | 142,029     | 9,410,993   | 19,154,126 |
| 2015              | 439,201    | 1,558,014 | 1,997,215  | 443,504                            | 827,052   | 572,440   | 195,923   | 21,803        | 29,543            | 247,269      | 51,346      | 2,090,265   | 4,087,480  |
| 2016              | 771,307    | 1,372,060 | 2,143,367  | 679,596                            | 364,156   | 466,469   | 245,968   | 16,596        | 40,363            | 302,927      | 56,959      | 1,813,148   | 3,956,515  |
| 2017              | 2,695,083  | 1,603,646 | 4,298,730  | 3,155,266                          | 321,677   | 476,238   | 377,165   | 27,073        | 24,107            | 428,345      | 51,180      | 4,381,527   | 8,680,256  |
| 2018              | 5,952,332  | 2,209,531 | 8,161,864  | 5,567,057                          | 1,865,840 | 1,020,830 | 424,053   | 29,258        | 55,925            | 509,235      | 85,183      | 8,962,961   | 17,124,825 |
| 2019              | 4,453,791  | 4,395,623 | 8,849,413  | 4,289,584                          | 2,063,132 | 1,406,402 | 885,255   | 58,536        | 20,980            | 964,771      | 79,516      | 8,723,888   | 17,573,302 |
| 2020              | 1,133,517  | 1,848,289 | 2,981,806  | 1,065,312                          | 428,672   | 536,435   | 589,539   | 60,906        | 3,342             | 653,787      | 64,248      | 2,684,205   | 5,666,011  |

-continued-

Table 4.–Page 2 of 9.

| Year             | Females    |            |            | Number sublegal males by size (CW) |            |            |            | Recruit males | Postrecruit males | Mature males | Legal males | Total males | Total crab |
|------------------|------------|------------|------------|------------------------------------|------------|------------|------------|---------------|-------------------|--------------|-------------|-------------|------------|
|                  | Juvenile   | Mature     | Total      | <70 mm                             | 70–91 mm   | 92–114 mm  | >114 mm    |               |                   |              |             |             |            |
| 2021             | 341,219    | 396,565    | 737,784    | 366,856                            | 38,162     | 131,121    | 246,234    | 8,301         | 26,685            | 281,220      | 34,985      | 817,360     | 1,555,144  |
| 2022             | 986,593    | 534,147    | 1,520,741  | 1,086,769                          | 69,883     | 204,738    | 390,983    | 5,677         | 74,150            | 470,809      | 79,827      | 1,832,200   | 3,352,941  |
| 2023             | 5,994,221  | 731,335    | 6,725,557  | 5,001,528                          | 231,830    | 97,365     | 199,988    | 374           | 20,844            | 221,206      | 21,218      | 5,551,928   | 12,277,485 |
| 2024             | 1,796,837  | 312,755    | 2,109,592  | 989,760                            | 316,251    | 167,870    | 280,081    | 0             | 35,132            | 315,212      | 35,132      | 1,789,092   | 3,898,685  |
| 2025             | 1,593,952  | 169,511    | 1,763,462  | 1,455,726                          | 83,301     | 226,067    | 84,729     | 0             | 3,797             | 88,526       | 3,797       | 1,853,620   | 3,617,083  |
| Eastside Section |            |            |            |                                    |            |            |            |               |                   |              |             |             |            |
| 1988             | 2,667,280  | 948,148    | 3,615,428  | 2,093,188                          | 649,360    | 814,999    | 863,373    | 361,133       | 124,024           | 1,348,530    | 485,157     | 4,906,076   | 8,521,505  |
| 1989             | 2,869,107  | 3,848,293  | 6,717,400  | 2,458,783                          | 1,391,638  | 1,570,496  | 1,516,927  | 1,010,032     | 359,795           | 2,886,755    | 1,369,828   | 8,307,671   | 15,025,071 |
| 1990             | 1,903,552  | 8,133,531  | 10,037,083 | 1,621,174                          | 860,491    | 2,365,121  | 4,163,050  | 940,657       | 247,150           | 5,350,857    | 1,187,807   | 10,197,643  | 20,234,726 |
| 1991             | 1,480,754  | 3,737,767  | 5,218,521  | 1,185,732                          | 311,150    | 665,527    | 2,588,126  | 2,421,522     | 547,192           | 5,556,840    | 2,968,714   | 7,719,249   | 12,937,770 |
| 1992             | 1,495,441  | 1,962,597  | 3,458,037  | 1,613,415                          | 332,242    | 504,179    | 1,599,224  | 530,368       | 344,195           | 2,473,788    | 874,564     | 4,923,624   | 8,381,661  |
| 1993             | 1,736,986  | 1,513,905  | 3,250,891  | 1,370,842                          | 254,641    | 406,481    | 996,961    | 116,293       | 365,845           | 1,479,100    | 482,139     | 3,511,064   | 6,761,955  |
| 1994             | 1,887,408  | 603,220    | 2,490,628  | 1,398,252                          | 739,675    | 488,688    | 601,786    | 50,251        | 130,949           | 782,987      | 181,201     | 3,409,602   | 5,900,230  |
| 1995             | 3,792,458  | 505,127    | 4,297,585  | 3,321,661                          | 594,245    | 456,049    | 410,935    | 28,656        | 86,427            | 526,018      | 115,082     | 4,897,973   | 9,195,557  |
| 1996             | 2,085,879  | 930,860    | 3,016,739  | 2,185,852                          | 716,444    | 619,212    | 856,195    | 107,596       | 196,575           | 1,160,366    | 304,171     | 4,681,874   | 7,698,613  |
| 1997             | 850,882    | 702,443    | 1,553,325  | 825,097                            | 720,451    | 781,949    | 763,120    | 120,896       | 124,435           | 1,008,451    | 245,331     | 3,335,948   | 4,889,273  |
| 1998             | 4,407,188  | 2,462,612  | 6,869,800  | 3,881,347                          | 1,776,197  | 2,732,488  | 2,240,592  | 291,458       | 476,204           | 3,008,254    | 767,662     | 11,398,286  | 18,268,086 |
| 1999             | 6,267,392  | 1,468,368  | 7,735,759  | 5,090,055                          | 394,773    | 1,033,095  | 1,941,383  | 368,284       | 655,853           | 2,965,521    | 1,024,137   | 9,483,443   | 17,219,203 |
| 2000             | 5,345,240  | 3,360,677  | 8,705,917  | 5,136,352                          | 1,536,286  | 683,540    | 1,706,927  | 486,669       | 838,938           | 3,032,535    | 1,325,608   | 10,388,713  | 19,094,630 |
| 2001             | 28,548,369 | 3,120,678  | 31,669,046 | 23,008,305                         | 3,281,263  | 1,474,776  | 1,172,786  | 72,439        | 1,072,056         | 2,317,280    | 1,144,494   | 30,081,624  | 61,750,670 |
| 2002             | 14,391,710 | 6,458,222  | 20,849,932 | 6,762,937                          | 9,038,215  | 3,299,556  | 1,613,963  | 303,012       | 853,772           | 2,770,747    | 1,156,784   | 21,871,455  | 42,721,387 |
| 2003             | 2,459,726  | 7,788,055  | 10,247,781 | 2,673,078                          | 4,871,281  | 12,892,207 | 5,238,785  | 243,498       | 380,117           | 5,862,401    | 623,616     | 26,298,967  | 36,546,748 |
| 2004             | 4,249,061  | 2,426,489  | 6,675,550  | 3,825,810                          | 1,107,990  | 3,296,832  | 8,524,403  | 1,236,290     | 216,599           | 9,977,292    | 1,452,889   | 18,207,923  | 24,883,474 |
| 2005             | 1,564,976  | 3,323,708  | 4,888,684  | 1,784,397                          | 132,528    | 1,265,563  | 6,835,595  | 3,047,652     | 589,438           | 10,472,686   | 3,637,091   | 13,655,174  | 18,543,858 |
| 2006             | 32,307,526 | 577,341    | 32,884,867 | 29,035,507                         | 531,770    | 585,607    | 4,768,414  | 758,572       | 1,988,207         | 7,515,193    | 2,746,779   | 37,668,077  | 70,552,944 |
| 2007             | 42,054,034 | 2,400,426  | 44,454,460 | 21,426,059                         | 25,853,332 | 1,608,749  | 3,792,923  | 207,684       | 1,462,471         | 5,463,079    | 1,670,156   | 54,351,219  | 98,805,678 |
| 2008             | 9,145,863  | 14,169,100 | 23,314,963 | 6,721,837                          | 4,619,631  | 12,189,762 | 2,611,888  | 96,558        | 1,022,832         | 3,731,278    | 1,119,390   | 27,262,507  | 50,577,470 |
| 2009             | 2,968,689  | 8,962,996  | 11,931,685 | 708,412                            | 3,452,829  | 5,043,291  | 12,248,935 | 2,136,071     | 286,402           | 14,671,408   | 2,422,473   | 23,875,940  | 35,807,625 |
| 2010             | 2,270,142  | 6,443,398  | 8,713,540  | 1,984,615                          | 271,378    | 2,203,717  | 10,027,460 | 3,508,600     | 1,161,609         | 14,697,669   | 4,670,209   | 19,157,379  | 27,870,919 |
| 2011             | 5,462,968  | 2,619,678  | 8,082,646  | 5,355,536                          | 106,221    | 568,560    | 4,256,708  | 1,072,710     | 1,353,921         | 6,683,339    | 2,426,631   | 12,713,656  | 20,796,301 |
| 2012             | 2,580,883  | 523,392    | 3,104,275  | 2,551,538                          | 114,170    | 439,364    | 3,764,515  | 551,199       | 2,103,940         | 6,419,655    | 2,655,140   | 9,524,727   | 12,629,001 |
| 2013             | 29,998,370 | 543,559    | 30,541,929 | 28,568,353                         | 1,414,458  | 429,753    | 1,095,279  | 13,854        | 639,017           | 1,748,149    | 652,871     | 32,160,714  | 62,702,643 |
| 2014             | 20,997,829 | 1,677,985  | 22,675,814 | 14,308,112                         | 6,813,027  | 1,302,106  | 589,386    | 13,149        | 277,084           | 879,619      | 290,232     | 23,302,864  | 45,978,677 |
| 2015             | 1,445,143  | 3,578,998  | 5,024,142  | 1,228,243                          | 2,565,409  | 3,424,940  | 638,480    | 78,122        | 79,296            | 795,897      | 157,417     | 8,014,489   | 13,038,631 |

-continued-

Table 4.–Page 3 of 9.

| Year              | Females    |            |            | Number sublegal males by size (CW) |            |            |            | Recruit males | Postrecruit males | Mature males | Legal males | Total males | Total crab  |
|-------------------|------------|------------|------------|------------------------------------|------------|------------|------------|---------------|-------------------|--------------|-------------|-------------|-------------|
|                   | Juvenile   | Mature     | Total      | <70 mm                             | 70–91 mm   | 92–114 mm  | >114 mm    |               |                   |              |             |             |             |
| 2016              | 1,180,480  | 8,881,758  | 10,062,238 | 1,137,604                          | 1,906,344  | 6,641,135  | 5,290,292  | 309,344       | 180,123           | 5,779,760    | 489,467     | 15,464,843  | 25,527,081  |
| 2017              | 8,011,300  | 3,886,433  | 11,897,734 | 6,756,016                          | 908,084    | 1,891,351  | 4,263,780  | 763,282       | 240,154           | 5,267,217    | 1,003,437   | 14,822,667  | 26,720,401  |
| 2018              | 46,635,134 | 5,856,343  | 52,491,477 | 44,877,958                         | 2,882,527  | 1,767,341  | 4,230,302  | 1,102,536     | 874,445           | 6,207,283    | 1,976,982   | 55,735,110  | 108,226,586 |
| 2019              | 39,447,650 | 18,676,436 | 58,124,086 | 20,374,794                         | 34,550,398 | 7,209,466  | 2,853,735  | 52,036        | 471,503           | 3,377,273    | 523,538     | 65,511,931  | 123,636,017 |
| 2020              | 3,064,689  | 28,496,323 | 31,561,012 | 2,301,325                          | 8,301,597  | 20,103,782 | 7,129,625  | 109,300       | 27,517            | 7,266,442    | 136,817     | 37,973,146  | 69,534,158  |
| 2021              | 723,195    | 15,935,781 | 16,658,976 | 857,387                            | 1,606,055  | 10,651,502 | 21,004,819 | 1,289,537     | 183,022           | 22,477,378   | 1,472,559   | 35,592,322  | 52,251,298  |
| 2022              | 1,152,605  | 15,066,341 | 16,218,946 | 623,058                            | 164,405    | 1,883,459  | 16,171,498 | 8,505,744     | 1,384,241         | 26,061,483   | 9,889,985   | 28,732,406  | 44,951,352  |
| 2023              | 10,588,253 | 5,238,393  | 15,826,646 | 10,826,399                         | 51,167     | 537,298    | 6,011,241  | 1,024,503     | 3,899,691         | 10,935,435   | 4,924,194   | 22,350,300  | 38,176,946  |
| 2024              | 4,224,730  | 2,353,323  | 6,578,336  | 4,141,648                          | 305,805    | 344,978    | 3,564,757  | 12,507        | 1,279,714         | 4,856,979    | 1,292,222   | 9,649,409   | 16,227,746  |
| 2025              | 8,127,693  | 2,771,564  | 10,901,194 | 9,985,411                          | 2,004,294  | 374,691    | 1,290,233  | 0             | 652,736           | 1,942,969    | 652,736     | 14,307,365  | 25,208,559  |
| Southeast Section |            |            |            |                                    |            |            |            |               |                   |              |             |             |             |
| 1988              | 211,830    | 281,379    | 493,209    | 145,881                            | 166,691    | 379,600    | 521,571    | 828,279       | 110,516           | 1,460,365    | 938,794     | 2,152,537   | 2,645,746   |
| 1989              | 344,638    | 300,841    | 645,479    | 274,117                            | 70,173     | 165,691    | 409,730    | 164,606       | 42,547            | 616,882      | 207,153     | 1,126,863   | 1,772,342   |
| 1990              | 973,327    | 598,241    | 1,571,568  | 947,011                            | 99,812     | 218,073    | 485,520    | 295,385       | 88,138            | 869,042      | 383,523     | 2,133,938   | 3,705,506   |
| 1991              | 4,566,549  | 871,582    | 5,438,131  | 4,259,960                          | 395,273    | 233,873    | 318,849    | 170,486       | 39,048            | 528,383      | 209,534     | 5,417,488   | 10,855,619  |
| 1992              | 2,214,048  | 1,391,490  | 3,605,538  | 1,647,957                          | 694,191    | 484,343    | 655,321    | 34,186        | 158,389           | 847,895      | 192,575     | 3,674,387   | 7,279,925   |
| 1993              | 3,987,651  | 670,671    | 4,658,322  | 3,680,421                          | 257,115    | 442,879    | 428,904    | 28,513        | 142,164           | 599,581      | 170,677     | 4,979,996   | 9,638,318   |
| 1994              | 219,173    | 434,035    | 653,208    | 165,123                            | 34,417     | 107,786    | 643,272    | 139,762       | 98,977            | 890,578      | 247,305     | 1,197,904   | 1,851,112   |
| 1995              | 2,589,350  | 110,094    | 2,699,445  | 2,298,678                          | 14,012     | 28,711     | 82,042     | 77,945        | 44,770            | 204,757      | 122,715     | 2,546,158   | 5,245,602   |
| 1996              | 2,594,297  | 139,194    | 2,733,491  | 2,254,855                          | 499,431    | 115,710    | 124,410    | 55,703        | 79,921            | 260,033      | 135,624     | 3,130,029   | 5,863,520   |
| 1997              | 453,199    | 140,123    | 593,322    | 360,103                            | 199,265    | 114,797    | 44,725     | 3,134         | 44,492            | 92,351       | 47,625      | 766,516     | 1,359,838   |
| 1998              | 1,943,002  | 131,980    | 2,074,982  | 2,200,390                          | 48,073     | 94,876     | 228,608    | 28,981        | 28,846            | 286,434      | 57,826      | 2,629,774   | 4,704,756   |
| 1999              | 3,784,915  | 155,310    | 3,940,225  | 3,835,306                          | 96,775     | 94,455     | 186,063    | 127,456       | 67,993            | 381,513      | 195,450     | 4,408,050   | 8,348,275   |
| 2000              | 3,368,521  | 335,733    | 3,704,254  | 3,675,452                          | 297,831    | 75,954     | 177,405    | 18,267        | 120,230           | 315,902      | 138,498     | 4,365,140   | 8,069,394   |
| 2001              | 9,275,561  | 2,885,256  | 12,160,817 | 9,309,976                          | 2,216,966  | 331,591    | 312,654    | 46,576        | 200,537           | 559,768      | 247,113     | 12,418,301  | 24,579,118  |
| 2002              | 2,587,555  | 1,395,359  | 3,982,914  | 2,880,294                          | 4,179,741  | 2,478,319  | 376,181    | 21,058        | 325,051           | 722,290      | 346,109     | 10,260,644  | 14,243,558  |
| 2003              | 474,412    | 468,081    | 942,493    | 626,850                            | 1,560,831  | 1,714,475  | 978,661    | 53,216        | 90,699            | 1,122,576    | 143,915     | 5,024,732   | 5,967,226   |
| 2004              | 4,539,925  | 359,706    | 4,899,632  | 4,306,553                          | 417,230    | 560,747    | 1,621,831  | 250,069       | 60,523            | 1,932,422    | 310,591     | 7,216,951   | 12,116,583  |
| 2005              | 3,940,090  | 528,633    | 4,468,723  | 3,720,568                          | 371,425    | 472,840    | 1,460,498  | 98,285        | 207,945           | 1,766,729    | 306,231     | 6,331,561   | 10,800,284  |
| 2006              | 13,653,932 | 1,559,360  | 15,213,292 | 14,268,790                         | 1,064,057  | 582,704    | 1,074,737  | 7,783         | 310,668           | 1,393,188    | 318,451     | 17,308,738  | 32,522,030  |
| 2007              | 11,322,239 | 2,427,609  | 13,749,848 | 9,127,361                          | 7,846,844  | 2,169,023  | 1,046,213  | 10,505        | 280,253           | 1,336,971    | 290,758     | 20,480,199  | 34,230,047  |
| 2008              | 1,222,543  | 1,626,221  | 2,848,764  | 1,027,366                          | 1,607,678  | 3,387,759  | 1,299,131  | 29,875        | 134,087           | 1,463,092    | 163,962     | 7,485,895   | 10,334,659  |
| 2009              | 460,372    | 915,233    | 1,375,606  | 574,433                            | 560,722    | 1,230,529  | 3,181,502  | 666,202       | 47,405            | 3,895,110    | 713,608     | 6,260,795   | 7,636,401   |
| 2010              | 2,751,416  | 1,170,718  | 3,922,135  | 2,138,929                          | 288,870    | 1,166,280  | 4,342,110  | 1,018,261     | 523,525           | 5,883,896    | 1,541,786   | 9,477,975   | 13,400,110  |

-continued-

Table 4.–Page 4 of 9.

| Year              | Females    |           |            | Number sublegal males by size (CW) |            |           |           | Recruit males | Postrecruit males | Mature males | Legal males | Total males | Total crab |
|-------------------|------------|-----------|------------|------------------------------------|------------|-----------|-----------|---------------|-------------------|--------------|-------------|-------------|------------|
|                   | Juvenile   | Mature    | Total      | <70 mm                             | 70–91 mm   | 92–114 mm | >114 mm   |               |                   |              |             |             |            |
| 2011              | 1,671,129  | 381,890   | 2,053,019  | 1,786,002                          | 72,951     | 270,183   | 1,854,363 | 344,406       | 1,335,477         | 3,534,247    | 1,679,883   | 5,663,383   | 7,716,402  |
| 2012              | 2,632,670  | 109,493   | 2,742,163  | 2,288,467                          | 1,055,157  | 313,211   | 1,204,021 | 13,635        | 790,020           | 2,007,675    | 803,654     | 5,664,510   | 8,406,673  |
| 2013              | 14,545,604 | 314,299   | 14,859,903 | 12,761,023                         | 732,032    | 170,437   | 486,945   | 32,203        | 418,335           | 937,483      | 450,538     | 14,600,975  | 29,460,878 |
| 2014              | 7,060,822  | 3,072,914 | 10,133,736 | 4,910,861                          | 3,412,242  | 1,374,573 | 761,287   | 5,949         | 952,224           | 1,719,460    | 958,173     | 11,417,135  | 21,550,871 |
| 2015              | 489,551    | 788,949   | 1,278,500  | 368,114                            | 701,503    | 1,265,659 | 633,729   | 46,246        | 31,978            | 711,953      | 78,224      | 3,047,228   | 4,325,728  |
| 2016              | 2,608,660  | 831,812   | 3,440,472  | 2,557,342                          | 57,210     | 261,722   | 1,013,394 | 47,691        | 131,468           | 1,192,552    | 179,158     | 4,068,827   | 7,509,298  |
| 2017              | 8,220,570  | 692,415   | 8,912,985  | 8,794,276                          | 2,132,695  | 443,520   | 488,588   | 84,919        | 99,473            | 672,981      | 184,392     | 12,043,471  | 20,956,456 |
| 2018              | 26,639,894 | 4,640,138 | 31,280,032 | 26,208,156                         | 10,000,417 | 3,391,511 | 1,501,325 | 0             | 282,511           | 1,783,835    | 282,511     | 41,383,921  | 72,663,953 |
| 2019              | 7,798,150  | 9,753,561 | 17,551,710 | 6,736,958                          | 9,688,296  | 6,242,870 | 3,416,877 | 80,153        | 77,625            | 3,574,654    | 157,778     | 26,242,778  | 43,794,488 |
| 2020              | 1,647,747  | 5,173,320 | 6,821,067  | 1,971,843                          | 2,389,932  | 3,910,675 | 3,688,833 | 380,252       | 32,566            | 4,101,651    | 412,818     | 12,374,101  | 19,195,168 |
| 2021              | 1,661,040  | 1,430,225 | 3,091,266  | 1,780,165                          | 506,522    | 2,078,631 | 4,753,072 | 1,000,827     | 115,181           | 5,869,080    | 1,116,008   | 10,234,398  | 13,325,664 |
| 2022              | 2,359,799  | 3,659,655 | 6,019,453  | 2,042,407                          | 507,621    | 1,296,165 | 5,371,725 | 1,269,696     | 896,590           | 7,538,011    | 2,166,286   | 11,384,204  | 17,403,658 |
| 2023              | 12,783,030 | 1,852,801 | 14,635,832 | 10,022,737                         | 561,409    | 499,165   | 2,041,808 | 172,547       | 690,860           | 2,905,216    | 863,407     | 13,988,527  | 28,624,358 |
| 2024              | 5,845,789  | 2,197,147 | 8,042,936  | 4,908,281                          | 860,607    | 550,732   | 1,514,885 | 16,325        | 968,482           | 2,499,692    | 984,807     | 8,819,311   | 16,862,247 |
| 2025              | 9,462,516  | 7,277,744 | 16,740,259 | 9,146,805                          | 888,751    | 818,192   | 1,313,485 | 12,773        | 180,853           | 1,507,111    | 193,626     | 12,360,859  | 29,101,118 |
| Southwest Section |            |           |            |                                    |            |           |           |               |                   |              |             |             |            |
| 1988              | 63,123     | 126,429   | 189,552    | 54,902                             | 13,022     | 47,336    | 527,857   | 983,149       | 93,761            | 1,604,766    | 1,076,910   | 1,720,026   | 1,909,578  |
| 1989              | 1,065,046  | 151,353   | 1,216,400  | 995,176                            | 116,232    | 114,024   | 237,751   | 184,654       | 132,588           | 554,993      | 317,242     | 1,780,426   | 2,996,825  |
| 1990              | 1,913,378  | 519,396   | 2,432,774  | 1,355,820                          | 844,748    | 453,020   | 321,271   | 35,923        | 28,703            | 385,898      | 64,627      | 3,039,487   | 5,472,261  |
| 1991              | 852,144    | 162,354   | 1,014,498  | 729,054                            | 205,206    | 315,192   | 426,816   | 92,705        | 29,431            | 548,952      | 122,136     | 1,798,404   | 2,812,903  |
| 1992              | 455,592    | 197,141   | 652,733    | 450,610                            | 152,337    | 318,610   | 234,214   | 271,288       | 71,806            | 577,308      | 343,094     | 1,498,865   | 2,151,599  |
| 1993              | 5,319,042  | 233,856   | 5,552,898  | 5,093,159                          | 491,360    | 159,776   | 391,162   | 250,347       | 83,078            | 724,588      | 333,426     | 6,468,883   | 12,021,781 |
| 1994              | 205,248    | 120,526   | 325,774    | 131,513                            | 70,316     | 60,387    | 145,271   | 128,502       | 30,425            | 304,198      | 158,927     | 566,415     | 892,189    |
| 1995              | 120,346    | 68,346    | 188,692    | 90,340                             | 56,965     | 70,555    | 70,700    | 33,631        | 40,417            | 144,748      | 74,048      | 362,607     | 551,299    |
| 1996              | 246,178    | 45,960    | 292,138    | 256,475                            | 94,050     | 157,219   | 244,579   | 37,145        | 65,925            | 347,649      | 103,070     | 855,393     | 1,147,531  |
| 1997              | 266,802    | 66,519    | 333,321    | 213,006                            | 103,536    | 83,171    | 177,551   | 126,813       | 91,477            | 395,842      | 218,290     | 795,555     | 1,128,876  |
| 1998              | 246,825    | 37,362    | 284,187    | 238,094                            | 61,697     | 55,920    | 62,834    | 22,731        | 88,062            | 173,627      | 110,794     | 529,338     | 813,525    |
| 1999              | 166,894    | 29,802    | 196,695    | 164,116                            | 48,454     | 35,436    | 128,416   | 33,258        | 114,626           | 276,300      | 147,885     | 524,306     | 721,001    |
| 2000              | 2,615,840  | 69,070    | 2,684,909  | 2,419,820                          | 188,130    | 115,947   | 142,146   | 55,606        | 95,872            | 293,624      | 151,478     | 3,017,521   | 5,702,430  |
| 2001              | 8,154,097  | 280,644   | 8,434,741  | 5,523,938                          | 3,509,748  | 285,966   | 207,434   | 116,959       | 76,533            | 400,926      | 193,492     | 9,720,578   | 18,155,318 |
| 2002              | 1,061,205  | 909,203   | 1,970,408  | 418,408                            | 1,748,987  | 1,664,261 | 406,037   | 84,295        | 68,353            | 558,684      | 152,648     | 4,390,339   | 6,360,747  |
| 2003              | 88,071     | 305,945   | 394,016    | 72,934                             | 332,446    | 777,842   | 1,292,735 | 112,746       | 97,442            | 1,502,923    | 210,188     | 2,686,145   | 3,080,161  |
| 2005              | 354,173    | 180,702   | 534,875    | 356,110                            | 36,480     | 112,313   | 568,316   | 323,167       | 470,023           | 1,361,506    | 793,190     | 1,866,409   | 2,401,284  |
| 2004              | 331,502    | 312,765   | 644,267    | 295,137                            | 59,528     | 290,421   | 890,296   | 1,148,946     | 139,684           | 2,178,926    | 1,288,630   | 2,824,012   | 3,468,279  |

-continued-

Table 4.–Page 5 of 9.

| Year             | Females    |           |            | Number sublegal males by size (CW) |           |           |           | Recruit males | Postrecruit males | Mature males | Legal males | Total males | Total crab |
|------------------|------------|-----------|------------|------------------------------------|-----------|-----------|-----------|---------------|-------------------|--------------|-------------|-------------|------------|
|                  | Juvenile   | Mature    | Total      | <70 mm                             | 70–91 mm  | 92–114 mm | >114 mm   |               |                   |              |             |             |            |
| 2006             | 6,694,012  | 644,842   | 7,338,854  | 7,738,641                          | 273,010   | 143,202   | 490,931   | 103,423       | 626,835           | 1,221,189    | 730,258     | 9,376,043   | 16,714,897 |
| 2007             | 10,829,595 | 1,387,764 | 12,217,359 | 8,863,300                          | 3,297,756 | 523,739   | 652,689   | 140,238       | 1,164,216         | 1,957,143    | 1,304,454   | 14,641,938  | 26,859,297 |
| 2008             | 5,098,706  | 3,793,789 | 8,892,495  | 1,861,183                          | 5,288,108 | 4,681,527 | 724,469   | 128,834       | 262,700           | 1,116,003    | 391,534     | 12,946,821  | 21,839,316 |
| 2009             | 285,976    | 2,260,145 | 2,546,121  | 102,160                            | 466,715   | 2,291,675 | 3,344,715 | 236,087       | 146,197           | 3,726,999    | 382,284     | 6,587,549   | 9,133,670  |
| 2010             | 33,588     | 3,224,059 | 3,257,647  | 25,004                             | 38,410    | 478,290   | 2,406,615 | 875,775       | 165,546           | 3,447,935    | 1,041,320   | 3,989,639   | 7,247,286  |
| 2011             | 353,552    | 687,372   | 1,040,924  | 340,603                            | 8,085     | 57,809    | 762,310   | 311,936       | 440,576           | 1,514,822    | 752,512     | 1,921,319   | 2,962,243  |
| 2012             | 645,851    | 699,003   | 1,344,853  | 686,600                            | 29,532    | 42,218    | 563,027   | 29,026        | 533,241           | 1,125,293    | 562,267     | 1,883,644   | 3,228,497  |
| 2013             | 19,146,830 | 231,582   | 19,378,412 | 18,627,851                         | 525,918   | 138,220   | 404,822   | 1,202         | 306,018           | 712,043      | 307,221     | 20,004,032  | 39,382,444 |
| 2014             | 5,430,037  | 355,607   | 5,785,644  | 5,574,293                          | 2,725,194 | 702,567   | 459,245   | 14,092        | 112,983           | 586,320      | 127,075     | 9,588,375   | 15,374,019 |
| 2015             | 1,344,302  | 1,080,845 | 2,425,147  | 669,631                            | 1,967,849 | 1,303,994 | 427,225   | 73,157        | 81,428            | 581,810      | 154,585     | 4,523,284   | 6,948,430  |
| 2016             | 55,649     | 1,322,223 | 1,377,872  | 41,337                             | 391,927   | 1,306,211 | 933,779   | 57,200        | 30,239            | 1,021,218    | 87,440      | 2,760,694   | 4,138,566  |
| 2017             | 470,001    | 340,237   | 810,238    | 524,823                            | 96,756    | 160,039   | 980,890   | 577,032       | 73,537            | 1,631,458    | 650,568     | 2,413,076   | 3,223,313  |
| 2018             | 21,405,752 | 145,746   | 21,551,498 | 20,446,193                         | 747,297   | 102,982   | 327,351   | 318,270       | 145,030           | 790,652      | 463,301     | 22,087,125  | 43,638,623 |
| 2019             | 8,219,016  | 3,012,419 | 11,231,435 | 5,078,009                          | 7,474,816 | 1,891,095 | 353,431   | 42,523        | 41,228            | 437,182      | 83,751      | 14,881,102  | 26,112,537 |
| 2020             | 531,500    | 1,828,282 | 2,359,782  | 85,326                             | 1,932,956 | 2,689,216 | 1,082,630 | 84,656        | 215,186           | 1,382,473    | 299,843     | 6,089,971   | 8,449,753  |
| 2021             | 23,128     | 1,225,917 | 1,249,045  | 24,359                             | 136,894   | 2,262,599 | 3,805,496 | 450,443       | 99,789            | 4,355,728    | 550,232     | 6,779,581   | 8,028,626  |
| 2022             | 94,628     | 574,761   | 669,389    | 82,038                             | 21,752    | 257,934   | 2,392,802 | 2,422,466     | 274,198           | 5,089,466    | 2,696,664   | 5,451,190   | 6,120,579  |
| 2023             | 736,455    | 149,810   | 886,266    | 688,891                            | 8,798     | 35,635    | 360,142   | 220,579       | 500,914           | 1,081,635    | 721,493     | 1,814,959   | 2,701,224  |
| 2024             | 1,144,823  | 114,884   | 1,259,707  | 1,144,128                          | 53,073    | 40,006    | 280,365   | 31,807        | 580,322           | 892,494      | 612,129     | 2,129,701   | 3,389,408  |
| 2025             | 861,814    | 180,387   | 1,042,201  | 549,163                            | 340,135   | 241,423   | 220,116   | 5,999         | 381,875           | 607,990      | 387,874     | 1,738,712   | 2,780,912  |
| Westside Section |            |           |            |                                    |           |           |           |               |                   |              |             |             |            |
| 1988             | 1,061,340  | 609,564   | 1,670,904  | 813,995                            | 56,557    | 225,689   | 299,903   | 152,917       | 34,995            | 487,815      | 187,911     | 1,584,055   | 3,254,959  |
| 1989             | 3,524,137  | 575,421   | 4,099,558  | 2,795,272                          | 511,726   | 281,926   | 310,426   | 140,507       | 32,847            | 483,780      | 173,354     | 4,072,705   | 8,172,263  |
| 1990             | 812,101    | 2,350,880 | 3,162,981  | 382,950                            | 731,410   | 440,847   | 504,709   | 116,828       | 80,363            | 701,900      | 197,191     | 2,257,107   | 5,420,087  |
| 1991             | 194,477    | 618,513   | 812,990    | 133,012                            | 149,952   | 511,394   | 472,087   | 37,767        | 28,418            | 538,272      | 66,185      | 1,332,629   | 2,145,619  |
| 1992             | 166,400    | 418,713   | 585,113    | 125,689                            | 167,032   | 217,146   | 309,164   | 118,442       | 52,022            | 479,628      | 170,464     | 989,494     | 1,574,607  |
| 1993             | 456,509    | 672,382   | 1,128,892  | 321,688                            | 174,692   | 167,492   | 310,509   | 55,444        | 118,219           | 484,172      | 173,663     | 1,148,044   | 2,276,936  |
| 1994             | 159,964    | 249,972   | 409,936    | 109,236                            | 113,933   | 74,401    | 90,783    | 31,939        | 42,554            | 165,276      | 74,493      | 462,845     | 872,781    |
| 1995             | 176,445    | 420,188   | 596,633    | 111,562                            | 172,051   | 168,153   | 143,674   | 15,255        | 95,326            | 254,255      | 110,581     | 706,021     | 1,302,654  |
| 1996             | 227,706    | 421,359   | 649,064    | 105,973                            | 274,258   | 305,855   | 235,772   | 38,227        | 104,274           | 378,273      | 142,502     | 1,064,359   | 1,713,423  |
| 1997             | 221,313    | 682,839   | 904,152    | 80,398                             | 291,293   | 418,773   | 306,582   | 68,679        | 65,311            | 440,573      | 133,990     | 1,231,037   | 2,135,189  |
| 1998             | 788,727    | 656,294   | 1,445,021  | 697,408                            | 171,738   | 302,106   | 235,249   | 30,941        | 57,396            | 323,585      | 88,337      | 1,494,837   | 2,939,857  |
| 1999             | 826,007    | 306,353   | 1,132,359  | 540,656                            | 435,353   | 260,753   | 209,545   | 43,440        | 110,712           | 363,697      | 154,152     | 1,600,459   | 2,732,818  |
| 2000             | 858,465    | 674,077   | 1,532,542  | 529,566                            | 452,910   | 470,691   | 245,984   | 88,079        | 84,523            | 418,586      | 172,602     | 1,871,753   | 3,404,295  |

-continued-

Table 4.–Page 6 of 9.

| Year                   | Females   |           |            | Number sublegal males by size (CW) |           |           |           | Recruit males | Postrecruit males | Mature males | Legal males | Total males | Total crab |
|------------------------|-----------|-----------|------------|------------------------------------|-----------|-----------|-----------|---------------|-------------------|--------------|-------------|-------------|------------|
|                        | Juvenile  | Mature    | Total      | <70 mm                             | 70–91 mm  | 92–114 mm | >114 mm   |               |                   |              |             |             |            |
| 2001                   | 1,839,855 | 868,407   | 2,708,261  | 1,455,511                          | 690,971   | 406,784   | 420,026   | 61,894        | 84,039            | 565,960      | 145,933     | 3,119,226   | 5,827,488  |
| 2002                   | 527,986   | 793,843   | 1,321,829  | 315,087                            | 579,561   | 496,710   | 319,346   | 105,533       | 82,210            | 507,089      | 187,743     | 1,898,447   | 3,220,276  |
| 2003                   | 571,636   | 1,624,911 | 2,196,547  | 527,992                            | 312,981   | 883,158   | 567,484   | 115,435       | 125,670           | 808,588      | 241,104     | 2,532,719   | 4,729,266  |
| 2004                   | 366,212   | 525,466   | 891,678    | 330,107                            | 118,563   | 166,735   | 202,362   | 168,515       | 84,959            | 455,836      | 253,475     | 1,071,241   | 1,962,919  |
| 2005                   | 1,277,192 | 612,815   | 1,890,007  | 1,010,942                          | 367,497   | 312,320   | 188,151   | 58,649        | 121,367           | 368,167      | 180,016     | 2,058,926   | 3,948,933  |
| 2006                   | 2,744,533 | 1,979,145 | 4,723,678  | 2,051,444                          | 1,069,617 | 739,331   | 422,792   | 61,494        | 268,180           | 752,465      | 329,673     | 4,612,858   | 9,336,536  |
| 2007                   | 729,222   | 1,230,371 | 1,959,593  | 346,632                            | 1,003,280 | 638,950   | 367,034   | 55,294        | 215,939           | 638,267      | 271,233     | 2,627,128   | 4,586,721  |
| 2008                   | 1,527,117 | 1,684,296 | 3,211,412  | 1,352,319                          | 822,562   | 1,311,488 | 1,485,619 | 216,339       | 47,007            | 1,748,965    | 263,346     | 5,235,335   | 8,446,747  |
| 2009                   | 1,042,634 | 1,637,049 | 2,679,683  | 806,951                            | 522,028   | 571,426   | 686,317   | 329,998       | 64,150            | 1,080,465    | 394,148     | 2,980,870   | 5,660,553  |
| 2010                   | 490,816   | 1,160,732 | 1,651,549  | 453,771                            | 263,695   | 406,184   | 400,006   | 138,090       | 156,607           | 694,703      | 294,697     | 1,818,354   | 3,469,902  |
| 2011                   | 837,360   | 607,315   | 1,444,675  | 967,377                            | 65,408    | 99,787    | 206,239   | 42,421        | 126,346           | 375,006      | 168,767     | 1,507,578   | 2,952,253  |
| 2012                   | 1,281,895 | 616,216   | 1,898,111  | 1,268,644                          | 714,559   | 202,862   | 147,162   | 48,506        | 91,836            | 287,504      | 140,342     | 2,473,570   | 4,371,681  |
| 2013                   | 1,862,272 | 752,124   | 2,614,396  | 1,499,627                          | 953,270   | 487,449   | 172,525   | 34,084        | 53,916            | 260,524      | 87,999      | 3,200,870   | 5,815,267  |
| 2014                   | 487,464   | 1,304,612 | 1,792,077  | 201,519                            | 648,167   | 728,604   | 550,321   | 66,293        | 39,493            | 656,107      | 105,786     | 2,234,397   | 4,026,474  |
| 2015                   | 777,344   | 422,111   | 1,199,455  | 653,916                            | 130,534   | 204,362   | 171,601   | 36,078        | 24,244            | 231,923      | 60,322      | 1,220,735   | 2,420,190  |
| 2016                   | 1,234,936 | 1,171,040 | 2,405,977  | 860,550                            | 268,739   | 246,679   | 159,243   | 16,803        | 48,252            | 224,298      | 65,055      | 1,600,266   | 4,006,243  |
| 2017                   | 1,443,313 | 1,200,544 | 2,643,857  | 986,566                            | 327,892   | 293,510   | 239,390   | 20,366        | 50,714            | 310,470      | 71,080      | 1,918,439   | 4,562,296  |
| 2018                   | 1,255,148 | 1,872,830 | 3,127,979  | 710,812                            | 846,928   | 954,505   | 545,511   | 55,485        | 36,146            | 637,141      | 91,630      | 3,149,386   | 6,277,364  |
| 2019                   | 203,700   | 1,862,373 | 2,066,073  | 115,788                            | 282,172   | 667,139   | 355,886   | 30,670        | 17,617            | 404,173      | 48,287      | 1,469,271   | 3,535,344  |
| 2020                   | 215,908   | 1,227,762 | 1,443,669  | 200,744                            | 119,718   | 367,206   | 395,492   | 62,377        | 16,796            | 474,665      | 79,173      | 1,162,333   | 2,606,002  |
| 2021                   | 554,210   | 498,680   | 1,052,890  | 437,394                            | 360,004   | 130,098   | 186,382   | 19,027        | 22,541            | 227,951      | 41,568      | 1,155,447   | 2,208,336  |
| 2022                   | 164,791   | 1,263,065 | 1,427,856  | 138,046                            | 78,483    | 128,190   | 232,008   | 20,729        | 66,453            | 319,189      | 87,181      | 703,599     | 2,131,455  |
| 2023                   | 2,436,669 | 363,160   | 2,799,829  | 2,385,176                          | 74,389    | 90,129    | 75,142    | 6,517         | 20,038            | 101,697      | 26,555      | 2,651,391   | 5,451,220  |
| 2024                   | 2,153,877 | 1,153,487 | 3,307,363  | 2,550,485                          | 1,173,345 | 435,860   | 157,689   | 23,532        | 8,750             | 189,971      | 32,282      | 4,349,661   | 7,657,024  |
| 2025                   | 650,403   | 2,575,936 | 3,226,339  | 524,544                            | 915,545   | 754,583   | 335,852   | 4,399         | 10,758            | 351,009      | 15,157      | 2,545,681   | 5,772,020  |
| North Mainland Section |           |           |            |                                    |           |           |           |               |                   |              |             |             |            |
| 1988                   | 3,803,156 | 879,977   | 4,683,133  | 3,432,230                          | 168,176   | 462,752   | 1,198,267 | 750,791       | 102,427           | 2,051,485    | 853,218     | 6,114,643   | 10,797,776 |
| 1989                   | 4,016,025 | 1,469,545 | 5,485,570  | 3,919,797                          | 298,371   | 362,753   | 1,191,628 | 190,879       | 145,051           | 1,527,557    | 335,929     | 6,108,478   | 11,594,048 |
| 1990                   | 6,781,395 | 3,268,014 | 10,049,408 | 5,758,673                          | 2,139,194 | 762,964   | 1,462,653 | 107,265       | 127,047           | 1,696,965    | 234,312     | 10,357,795  | 20,407,203 |
| 1991                   | 776,386   | 1,131,246 | 1,907,632  | 613,823                            | 617,043   | 542,871   | 964,308   | 75,507        | 119,723           | 1,159,537    | 195,229     | 2,933,274   | 4,840,906  |
| 1992                   | 2,403,117 | 905,642   | 3,308,759  | 2,295,110                          | 226,638   | 397,349   | 779,631   | 116,660       | 92,797            | 989,087      | 209,456     | 3,908,184   | 7,216,943  |
| 1993                   | 3,807,150 | 1,019,024 | 4,826,174  | 3,209,919                          | 150,127   | 417,917   | 820,503   | 155,194       | 182,009           | 1,157,706    | 337,203     | 4,935,669   | 9,761,843  |
| 1994                   | 3,022,638 | 533,479   | 3,556,117  | 2,227,033                          | 543,819   | 232,747   | 359,490   | 140,532       | 171,928           | 671,950      | 312,460     | 3,675,549   | 7,231,666  |
| 1995                   | 626,005   | 246,196   | 872,201    | 675,062                            | 133,783   | 61,099    | 150,463   | 35,974        | 66,013            | 252,450      | 101,987     | 1,122,394   | 1,994,595  |

-continued-

Table 4.–Page 7 of 9.

| Year | Females    |           |            | Number sublegal males by size (CW) |           |           |           | Recruit males | Postrecruit males | Mature males | Legal males | Total males | Total crab |
|------|------------|-----------|------------|------------------------------------|-----------|-----------|-----------|---------------|-------------------|--------------|-------------|-------------|------------|
|      | Juvenile   | Mature    | Total      | <70 mm                             | 70–91 mm  | 92–114 mm | >114 mm   |               |                   |              |             |             |            |
| 1996 | 4,438,753  | 390,440   | 4,829,194  | 4,296,556                          | 340,297   | 217,540   | 340,577   | 32,850        | 186,028           | 559,455      | 218,878     | 5,413,848   | 10,243,042 |
| 1997 | 2,425,735  | 265,381   | 2,691,116  | 2,377,844                          | 506,858   | 344,825   | 657,422   | 56,645        | 192,724           | 906,791      | 249,369     | 4,136,318   | 6,827,434  |
| 1998 | 4,210,092  | 250,939   | 4,461,032  | 3,952,802                          | 348,370   | 304,279   | 325,496   | 8,338         | 152,246           | 486,079      | 160,583     | 5,091,530   | 9,552,562  |
| 1999 | 4,347,808  | 272,095   | 4,619,903  | 4,444,484                          | 564,047   | 212,151   | 606,664   | 48,794        | 113,979           | 769,437      | 162,773     | 5,990,119   | 10,610,022 |
| 2000 | 4,636,178  | 547,394   | 5,183,572  | 4,809,570                          | 1,397,012 | 554,199   | 346,114   | 64,494        | 60,391            | 470,999      | 124,885     | 7,231,781   | 12,415,353 |
| 2001 | 5,735,373  | 583,029   | 6,318,402  | 6,145,816                          | 494,951   | 450,609   | 398,943   | 20,877        | 177,249           | 597,069      | 198,126     | 7,688,445   | 14,006,847 |
| 2002 | 7,338,127  | 669,608   | 8,007,736  | 7,552,193                          | 2,613,229 | 982,789   | 222,027   | 9,267         | 27,260            | 258,554      | 36,527      | 11,406,765  | 19,414,500 |
| 2003 | 1,627,823  | 1,011,730 | 2,639,553  | 1,604,818                          | 324,666   | 254,474   | 228,488   | 23,124        | 56,380            | 307,992      | 79,504      | 2,491,951   | 5,131,504  |
| 2004 | 4,678,110  | 290,338   | 4,968,448  | 3,956,748                          | 285,348   | 398,469   | 428,603   | 28,338        | 60,176            | 517,118      | 88,515      | 5,157,683   | 10,126,131 |
| 2005 | 5,990,418  | 606,567   | 6,596,986  | 5,479,363                          | 571,824   | 187,772   | 247,463   | 62,867        | 25,850            | 336,180      | 88,717      | 6,575,139   | 13,172,124 |
| 2006 | 5,911,611  | 1,929,966 | 7,841,577  | 6,455,232                          | 1,558,585 | 805,778   | 165,912   | 124,047       | 54,467            | 344,426      | 178,514     | 9,164,022   | 17,005,599 |
| 2007 | 1,121,754  | 244,836   | 1,366,589  | 1,292,892                          | 77,252    | 163,159   | 189,189   | 33,113        | 103,553           | 325,855      | 136,666     | 1,859,158   | 3,225,747  |
| 2008 | 2,036,522  | 109,041   | 2,145,562  | 2,166,514                          | 25,509    | 78,678    | 186,215   | 11,900        | 93,598            | 291,713      | 105,498     | 2,562,414   | 4,707,976  |
| 2009 | 2,284,266  | 185,968   | 2,470,233  | 1,994,905                          | 69,111    | 183,310   | 389,268   | 0             | 186,933           | 576,200      | 186,932     | 2,823,526   | 5,293,759  |
| 2010 | 2,059,066  | 286,253   | 2,345,319  | 2,100,879                          | 214,400   | 379,881   | 312,627   | 40,634        | 46,065            | 399,326      | 86,699      | 3,094,486   | 5,439,805  |
| 2011 | 7,474,188  | 158,917   | 7,633,106  | 7,445,447                          | 175,579   | 276,759   | 464,112   | 65,350        | 22,954            | 552,415      | 88,304      | 8,450,200   | 16,083,305 |
| 2012 | 2,375,150  | 58,383    | 2,433,533  | 2,411,334                          | 30,386    | 75,424    | 196,017   | 252,242       | 34,533            | 482,792      | 286,775     | 2,999,936   | 5,433,468  |
| 2013 | 3,803,359  | 434,824   | 4,238,183  | 4,005,810                          | 274,410   | 174,007   | 135,581   | 53,508        | 106,694           | 295,783      | 160,201     | 4,750,009   | 8,988,192  |
| 2014 | 1,778,893  | 59,308    | 1,838,201  | 1,533,742                          | 50,265    | 99,131    | 128,835   | 44,522        | 28,568            | 201,925      | 73,090      | 1,885,064   | 3,723,265  |
| 2015 | 3,404,003  | 307,366   | 3,711,369  | 3,365,750                          | 557,304   | 378,627   | 243,381   | 175,976       | 142,592           | 561,949      | 318,568     | 4,863,629   | 8,574,998  |
| 2016 | 5,684,804  | 758,341   | 6,545,262  | 4,659,514                          | 462,114   | 406,352   | 355,069   | 48,277        | 43,868            | 447,213      | 92,145      | 5,975,193   | 12,520,455 |
| 2017 | 3,242,981  | 143,940   | 3,386,921  | 3,331,603                          | 123,092   | 163,424   | 318,922   | 216,294       | 30,786            | 566,001      | 247,079     | 4,184,121   | 7,571,042  |
| 2018 | 3,898,509  | 967,180   | 4,865,689  | 5,876,517                          | 579,729   | 287,351   | 333,322   | 205,947       | 103,456           | 642,724      | 309,403     | 7,386,322   | 12,252,011 |
| 2019 | 2,446,306  | 662,398   | 3,108,704  | 2,330,609                          | 1,001,705 | 784,722   | 396,564   | 149,292       | 68,171            | 614,026      | 217,462     | 4,731,061   | 7,839,766  |
| 2020 | 388,400    | 326,047   | 714,447    | 448,841                            | 267,228   | 510,961   | 271,115   | 11,575        | 70,546            | 353,236      | 82,121      | 1,580,265   | 2,294,712  |
| 2021 |            |           |            |                                    |           |           | no survey |               |                   |              |             |             |            |
| 2022 | 2,277,462  | 207,439   | 2,484,900  | 2,313,238                          | 24,092    | 119,119   | 437,441   | 190,234       | 37,212            | 664,886      | 227,445     | 3,121,336   | 5,606,236  |
| 2023 | 15,980,245 | 58,457    | 16,038,702 | 17,076,191                         | 71,662    | 130,815   | 479,704   | 348,621       | 68,941            | 897,265      | 417,562     | 18,175,933  | 34,214,635 |
| 2024 | 5,778,989  | 2,121,309 | 7,900,298  | 3,676,693                          | 776,549   | 112,442   | 255,963   | 10,559        | 72,832            | 339,354      | 83,391      | 4,905,037   | 12,805,335 |
| 2025 | 2,547,940  | 7,740,004 | 10,287,944 | 4,378,268                          | 2,402,518 | 1,378,750 | 205,989   | 0             | 43,790            | 249,779      | 43,790      | 8,409,315   | 18,697,259 |

-continued-

Table 4.–Page 8 of 9.

| Year                   | Females     |            |             | Number sublegal males by size (CW) |            |            |            | Recruit males | Postrecruit males | Mature males | Legal males | Total males | Total crab  |
|------------------------|-------------|------------|-------------|------------------------------------|------------|------------|------------|---------------|-------------------|--------------|-------------|-------------|-------------|
|                        | Juvenile    | Mature     | Total       | <70 mm                             | 70–91 mm   | 92–114 mm  | >114 mm    |               |                   |              |             |             |             |
| KODIAK DISTRICT TOTALS |             |            |             |                                    |            |            |            |               |                   |              |             |             |             |
| 1988                   | 9,716,233   | 3,107,707  | 12,823,940  | 8,373,893                          | 1,355,868  | 2,204,290  | 3,753,759  | 3,271,717     | 499,059           | 7,524,533    | 3,770,774   | 19,458,582  | 32,282,523  |
| 1989                   | 16,923,788  | 11,284,848 | 28,208,637  | 15,155,288                         | 3,770,446  | 4,409,044  | 5,894,158  | 3,083,510     | 1,117,959         | 10,095,625   | 4,201,468   | 33,430,405  | 61,639,040  |
| 1990                   | 14,089,382  | 17,430,881 | 31,520,262  | 11,493,888                         | 6,061,659  | 5,417,351  | 7,859,803  | 2,066,900     | 760,608           | 10,687,311   | 2,827,509   | 33,660,209  | 65,180,470  |
| 1991                   | 12,783,659  | 9,066,502  | 21,850,161  | 10,941,003                         | 3,571,128  | 4,203,501  | 6,362,195  | 3,617,858     | 898,457           | 10,878,509   | 4,516,315   | 29,594,139  | 51,444,301  |
| 1992                   | 8,782,231   | 6,507,374  | 15,289,604  | 7,709,833                          | 3,038,036  | 3,055,457  | 4,574,392  | 1,336,537     | 746,417           | 6,657,345    | 2,082,954   | 20,460,671  | 35,750,276  |
| 1993                   | 17,033,721  | 5,448,469  | 22,482,191  | 15,259,984                         | 1,753,570  | 2,256,717  | 3,678,579  | 950,625       | 946,318           | 5,575,524    | 1,896,945   | 24,845,795  | 47,327,986  |
| 1994                   | 6,031,727   | 3,427,741  | 9,459,468   | 4,557,555                          | 1,695,008  | 1,267,305  | 2,376,218  | 614,868       | 594,297           | 3,593,950    | 1,217,732   | 11,113,818  | 20,573,286  |
| 1995                   | 12,084,039  | 2,937,911  | 15,021,951  | 11,159,390                         | 2,102,245  | 1,136,702  | 1,298,843  | 203,351       | 496,269           | 1,998,462    | 699,619     | 16,396,799  | 31,418,748  |
| 1996                   | 11,812,713  | 4,904,865  | 16,717,578  | 10,780,630                         | 4,930,148  | 2,801,791  | 2,314,678  | 309,396       | 701,938           | 3,326,011    | 1,011,335   | 21,838,579  | 38,556,157  |
| 1997                   | 4,711,278   | 3,056,063  | 7,767,342   | 4,418,519                          | 2,930,189  | 2,984,507  | 2,624,734  | 433,579       | 544,003           | 3,602,318    | 977,581     | 13,935,532  | 21,702,874  |
| 1998                   | 13,081,909  | 5,908,247  | 18,990,156  | 12,084,516                         | 4,587,678  | 5,341,845  | 4,555,272  | 614,615       | 854,776           | 6,024,659    | 1,469,389   | 28,038,699  | 47,028,855  |
| 1999                   | 17,011,809  | 3,075,747  | 20,087,553  | 15,918,891                         | 1,801,348  | 2,197,429  | 3,790,742  | 787,822       | 1,158,624         | 5,737,189    | 1,946,448   | 25,654,858  | 45,742,412  |
| 2000                   | 22,787,418  | 6,484,774  | 29,272,191  | 22,427,495                         | 5,067,476  | 2,617,572  | 3,438,252  | 1,008,414     | 1,440,242         | 5,886,909    | 2,448,658   | 35,999,454  | 65,271,644  |
| 2001                   | 67,647,911  | 12,610,796 | 80,258,705  | 59,066,073                         | 15,236,254 | 5,796,137  | 4,007,329  | 476,435       | 1,870,983         | 6,354,747    | 2,347,417   | 86,453,211  | 166,711,915 |
| 2002                   | 29,431,009  | 12,612,228 | 42,043,238  | 21,745,608                         | 20,713,648 | 11,432,343 | 4,686,109  | 715,586       | 1,401,975         | 6,803,669    | 2,117,561   | 60,695,266  | 102,738,503 |
| 2003                   | 6,691,496   | 13,933,140 | 20,624,636  | 7,117,898                          | 9,172,773  | 19,587,488 | 11,098,388 | 920,398       | 897,058           | 12,915,843   | 1,817,455   | 48,794,002  | 69,418,639  |
| 2004                   | 16,826,046  | 8,256,103  | 25,082,151  | 15,089,896                         | 3,220,668  | 6,505,797  | 13,971,661 | 3,474,355     | 695,325           | 18,141,342   | 4,169,681   | 42,957,700  | 68,039,852  |
| 2005                   | 16,756,765  | 8,346,740  | 25,103,506  | 16,282,230                         | 2,919,405  | 3,770,684  | 12,103,179 | 4,381,336     | 1,683,543         | 18,168,059   | 6,064,881   | 41,140,377  | 66,243,882  |
| 2006                   | 70,656,955  | 8,563,309  | 79,220,264  | 68,072,845                         | 6,965,629  | 3,825,828  | 7,889,378  | 1,176,635     | 3,381,660         | 12,447,672   | 4,558,294   | 91,311,976  | 170,532,240 |
| 2007                   | 71,672,590  | 9,687,487  | 81,360,076  | 45,106,165                         | 40,384,132 | 7,436,573  | 7,883,069  | 623,054       | 3,398,319         | 11,904,442   | 4,021,373   | 104,831,312 | 186,191,387 |
| 2008                   | 25,471,105  | 24,439,060 | 49,910,164  | 19,003,176                         | 14,255,503 | 24,216,733 | 8,076,056  | 701,324       | 1,665,035         | 10,442,414   | 2,366,359   | 67,917,827  | 117,827,991 |
| 2009                   | 10,213,444  | 15,868,290 | 26,081,734  | 6,830,163                          | 7,979,266  | 12,407,944 | 22,567,203 | 4,035,182     | 760,388           | 27,362,774   | 4,795,571   | 54,580,147  | 80,661,881  |
| 2010                   | 10,203,352  | 16,246,304 | 26,449,659  | 9,101,348                          | 2,693,871  | 5,703,143  | 19,668,202 | 6,096,706     | 2,361,237         | 28,126,143   | 8,457,942   | 45,624,507  | 72,074,165  |
| 2011                   | 16,993,405  | 5,413,425  | 22,406,831  | 17,151,519                         | 633,435    | 1,652,809  | 8,424,069  | 1,923,570     | 3,475,763         | 13,823,401   | 5,399,332   | 33,261,164  | 55,667,993  |
| 2012                   | 13,699,048  | 2,590,145  | 16,289,193  | 13,309,691                         | 2,110,139  | 1,283,637  | 6,420,062  | 933,050       | 3,725,039         | 11,078,150   | 4,658,089   | 27,781,619  | 44,070,810  |
| 2013                   | 94,682,764  | 3,226,323  | 97,909,087  | 90,402,443                         | 5,408,752  | 1,829,556  | 2,521,873  | 170,569       | 1,591,823         | 4,284,265    | 1,762,392   | 101,925,016 | 199,834,105 |
| 2014                   | 41,548,081  | 10,420,523 | 51,968,606  | 31,250,150                         | 16,394,333 | 5,660,048  | 2,837,911  | 155,906       | 1,540,481         | 4,534,297    | 1,696,385   | 57,838,828  | 109,807,432 |
| 2015                   | 7,899,544   | 7,736,283  | 15,635,828  | 6,729,158                          | 6,749,651  | 7,150,022  | 2,310,339  | 431,382       | 389,081           | 3,130,801    | 820,462     | 23,759,630  | 39,395,457  |
| 2016                   | 11,535,836  | 14,337,234 | 25,975,188  | 9,935,943                          | 3,450,490  | 9,328,568  | 7,997,745  | 495,911       | 474,313           | 8,967,968    | 970,224     | 31,682,971  | 57,658,158  |
| 2017                   | 24,083,248  | 7,867,215  | 31,950,465  | 23,548,550                         | 3,910,196  | 3,428,082  | 6,668,735  | 1,688,966     | 518,771           | 8,876,472    | 2,207,736   | 39,763,301  | 71,713,764  |
| 2018                   | 105,786,769 | 15,691,768 | 121,478,539 | 103,686,693                        | 16,922,738 | 7,524,520  | 7,361,864  | 1,711,496     | 1,497,513         | 10,570,870   | 3,209,010   | 138,704,825 | 260,183,362 |
| 2019                   | 62,568,613  | 38,362,810 | 100,931,421 | 38,925,742                         | 55,060,519 | 18,201,694 | 8,261,748  | 413,210       | 697,124           | 9,372,079    | 1,110,332   | 121,560,031 | 222,491,454 |
| 2020                   | 6,981,761   | 38,900,023 | 45,881,783  | 6,073,391                          | 13,440,103 | 28,118,275 | 13,157,234 | 709,066       | 365,953           | 14,232,254   | 1,075,020   | 61,864,021  | 107,745,804 |

-continued-

Table 4.–Page 9 of 9.

| Year | Females    |            |            | Number sublegal males by size (CW) |           |            |            | Recruit males | Postrecruit males | Mature males | Legal males | Total males | Total crab  |
|------|------------|------------|------------|------------------------------------|-----------|------------|------------|---------------|-------------------|--------------|-------------|-------------|-------------|
|      | Juvenile   | Mature     | Total      | <70 mm                             | 70–91 mm  | 92–114 mm  | >114 mm    |               |                   |              |             |             |             |
| 2021 | 3,302,792  | 19,487,168 | 22,789,961 | 3,466,161                          | 2,647,637 | 15,253,951 | 29,996,003 | 2,768,135     | 447,218           | 33,211,357   | 3,215,352   | 54,579,108  | 77,369,068  |
| 2022 | 7,035,878  | 21,305,408 | 28,341,285 | 6,285,556                          | 866,236   | 3,889,605  | 24,996,457 | 12,414,546    | 2,732,844         | 40,143,844   | 15,147,388  | 51,224,935  | 79,566,221  |
| 2023 | 48,518,873 | 8,393,956  | 56,912,832 | 46,000,922                         | 999,255   | 1,390,407  | 9,168,025  | 1,773,141     | 5,201,288         | 16,142,454   | 6,974,429   | 64,533,038  | 121,445,868 |
| 2024 | 20,945,045 | 8,252,905  | 29,198,232 | 17,410,995                         | 3,485,630 | 1,651,888  | 6,053,740  | 94,730        | 2,945,232         | 9,093,702    | 3,039,963   | 31,642,211  | 60,840,445  |
| 2025 | 23,244,318 | 20,715,146 | 43,961,399 | 26,039,917                         | 6,634,544 | 3,793,706  | 3,450,404  | 23,171        | 1,273,809         | 4,747,384    | 1,296,980   | 41,215,552  | 85,176,951  |

Note: CW = carapace width.

Table 5.—Number of male red king and male Tanner crabs by management unit, crab cohort, and shell condition captured in the 2025 large-mesh bottom trawl survey.

| Cohort                                     | Definition                           | Shell Condition      |        |     |                            | Total  |
|--|--------------------------------------|----------------------|--------|-----|----------------------------|--------|
|  |                                      | Soft/ New<br>pliable | New    | Old | Very old/<br>Very very old |        |
| <b>Kodiak Area red king crab</b>           |                                      |                      |        |     |                            |        |
| Prerecruit IV                              | <95 mm CL                            | 0                    | 0      | 0   | 0                          | 0      |
| Prerecruit III                             | 95–112 mm CL                         | 0                    | 1      | 0   | 0                          | 1      |
| Prerecruit II                              | 113–130 mm CL                        | 0                    | 0      | 0   | 0                          | 0      |
| Prerecruit I                               | >130 mm CL and sublegal              | 0                    | 1      | 0   | 0                          | 1      |
| Recruit                                    | <164 mm CL and legal soft/new        | 0                    | 3      | –   | –                          | 3      |
| Postrecruit                                | ≥164 mm CL or legal and not soft/new | 0                    | 4      | 4   | 2                          | 10     |
| Total                                      |                                      | 0                    | 9      | 4   | 2                          | 15     |
| <b>Alaska Peninsula Area red king crab</b> |                                      |                      |        |     |                            |        |
| Prerecruit IV                              | <79 mm CL                            | 0                    | 0      | 0   | 0                          | 0      |
| Prerecruit III                             | 79–95 mm CL                          | 0                    | 0      | 0   | 0                          | 0      |
| Prerecruit II                              | 96–115 mm CL                         | 0                    | 0      | 0   | 0                          | 0      |
| Prerecruit I                               | >115 mm CL and sublegal              | 0                    | 3      | 0   | 0                          | 3      |
| Recruit                                    | <152 mm CL and legal soft/new        | 0                    | 14     | –   | –                          | 14     |
| Postrecruit                                | ≥152 mm CL or legal and not soft/new | 0                    | 49     | 0   | 9                          | 58     |
| Total                                      |                                      | 0                    | 66     | 0   | 9                          | 75     |
| <b>Kodiak District Tanner crab</b>         |                                      |                      |        |     |                            |        |
| Prerecruit IV                              | <70 mm CW                            | 1,520                | 15,674 | 15  | 6                          | 17,214 |
| Prerecruit III                             | 70–91 mm CW                          | 171                  | 5,812  | 76  | 26                         | 6,086  |
| Prerecruit II                              | 92–114 mm CW                         | 82                   | 3,859  | 144 | 160                        | 4,245  |
| Prerecruit I                               | >114 mm CW and sublegal              | 11                   | 1,006  | 356 | 1,270                      | 2,643  |
| Recruit                                    | <165 mm CW and legal soft/new        | 0                    | 31     | –   | –                          | 31     |
| Postrecruit                                | ≥165 mm CW or legal and not soft/new | 0                    | 0      | 343 | 551                        | 893    |
| Total                                      |                                      | 1,784                | 26,382 | 933 | 2,013                      | 31,112 |
| Mature only                                | >114 mm CW                           | 11                   | 1,037  | 698 | 1,821                      | 3,567  |
| <b>Chignik District Tanner crab</b>        |                                      |                      |        |     |                            |        |
| Prerecruit IV                              | <70 mm CW                            | 281                  | 6,400  | 1   | 0                          | 6,682  |
| Prerecruit III                             | 70–91 mm CW                          | 9                    | 1,351  | 10  | 2                          | 1,372  |
| Prerecruit II                              | 92–114 mm CW                         | 1                    | 1,521  | 40  | 40                         | 1,603  |
| Prerecruit I                               | >114 mm CW and sublegal              | 1                    | 646    | 191 | 153                        | 991    |
| Recruit                                    | <165 mm CW and legal soft/new        | 0                    | 157    | –   | –                          | 157    |
| Postrecruit                                | ≥165 mm CW or legal and not soft/new | 0                    | 3      | 217 | 65                         | 285    |
| Total                                      |                                      | 293                  | 10,078 | 459 | 261                        | 11,091 |
| Mature only                                | >114 mm CW                           | 1                    | 806    | 408 | 218                        | 1,434  |

-continued-

Table 5.–Page 2 of 2.

| Cohort                                | Definition                           | Shell Condition      |       |     |                            | Total  |
|---------------------------------------|--------------------------------------|----------------------|-------|-----|----------------------------|--------|
|                                       |                                      | Soft/ New<br>pliable | New   | Old | Very old/<br>Very very old |        |
| South Peninsula District Tanner crab  |                                      |                      |       |     |                            |        |
| Prerecruit IV                         | <70 mm CW                            | 873                  | 5,155 | 3   | 1                          | 6,032  |
| Prerecruit III                        | 70–91 mm CW                          | 118                  | 1,524 | 24  | 5                          | 1,672  |
| Prerecruit II                         | 92–114 mm CW                         | 128                  | 732   | 131 | 79                         | 1,070  |
| Prerecruit I                          | >114 mm CW and sublegal              | 39                   | 322   | 219 | 454                        | 1,035  |
| Recruit                               | <165 mm CW and legal soft/new        | 0                    | 159   | –   | –                          | 159    |
| Postrecruit                           | ≥165 mm CW or legal and not soft/new | 0                    | 7     | 217 | 343                        | 568    |
| Total                                 |                                      | 1,159                | 7,900 | 595 | 883                        | 10,537 |
| Mature only                           | >114 mm CW                           | 39                   | 489   | 437 | 798                        | 1,763  |
| Eastern Aleutian District Tanner crab |                                      |                      |       |     |                            |        |
| Prerecruit IV                         | <70 mm CW                            | 330                  | 2,542 | 0   | 0                          | 2,872  |
| Prerecruit III                        | 70–91 mm CW                          | 30                   | 256   | 30  | 24                         | 340    |
| Prerecruit II                         | 92–114 mm CW                         | 19                   | 281   | 108 | 67                         | 474    |
| Prerecruit I                          | >114 mm CW and sublegal              | 3                    | 136   | 78  | 69                         | 285    |
| Recruit                               | <165 mm CW and legal soft/new        | 0                    | 8     | –   | –                          | 8      |
| Postrecruit                           | ≥165 mm CW or legal and not soft/new | 0                    | 0     | 29  | 13                         | 42     |
| Total                                 |                                      | 381                  | 3,222 | 245 | 173                        | 4,022  |
| Mature only                           | >114 mm CW                           | 3                    | 144   | 107 | 82                         | 336    |

Note: CW = carapace width.

Note: En dashes indicate not applicable.

Table 6.—Red king crab abundance estimates from large-mesh bottom trawl surveys in the Kodiak and Alaska Peninsula Areas, 2016–2025.

| Year               | Females  |         |         | Prerecruit males |        |        |        | Recruit males | Postrecruit males | Legal males | Total males | Total crab |
|--------------------|----------|---------|---------|------------------|--------|--------|--------|---------------|-------------------|-------------|-------------|------------|
|                    | Juvenile | Mature  | Total   | IV               | III    | II     | I      |               |                   |             |             |            |
| KODIAK AREA        |          |         |         |                  |        |        |        |               |                   |             |             |            |
| Northeast District |          |         |         |                  |        |        |        |               |                   |             |             |            |
| 2016               | 0        | 7,154   | 7,154   | 0                | 0      | 0      | 0      | 0             | 365               | 365         | 365         | 7,519      |
| 2017               | 0        | 3,281   | 3,281   | 0                | 0      | 0      | 2,187  | 3,990         | 3,625             | 7,617       | 9,804       | 13,085     |
| 2018               | 196      | 4,452   | 4,648   | 0                | 775    | 0      | 709    | 709           | 4,522             | 5,232       | 6,716       | 11,364     |
| 2019               | 0        | 7,803   | 7,803   | 0                | 709    | 0      | 0      | 0             | 2,903             | 2,903       | 3,612       | 11,415     |
| 2020               | 2,027    | 1,549   | 3,576   | 0                | 2,027  | 0      | 486    | 1,549         | 4,542             | 6,091       | 8,604       | 12,180     |
| 2021               | 8,456    | 31,950  | 40,407  | 709              | 5,134  | 10,846 | 775    | 775           | 5,134             | 5,909       | 23,372      | 63,779     |
| 2022               | 217      | 8,160   | 8,378   | 0                | 887    | 413    | 668    | 392           | 0                 | 392         | 2,360       | 10,738     |
| 2023               | 0        | 2,254   | 2,254   | 0                | 0      | 0      | 0      | 384           | 0                 | 384         | 384         | 2,638      |
| 2024               | 0        | 0       | 0       | 0                | 0      | 0      | 0      | 0             | 0                 | 0           | 0           | 0          |
| 2025               | 481      | 481     | 963     | 0                | 481    | 0      | 0      | 0             | 481               | 481         | 963         | 1,925      |
| Southeast District |          |         |         |                  |        |        |        |               |                   |             |             |            |
| 2016               | 0        | 0       | 0       | 0                | 1,234  | 0      | 902    | 0             | 0                 | 0           | 2,136       | 2,136      |
| 2017               | 0        | 2,387   | 2,387   | 0                | 0      | 0      | 0      | 902           | 2,971             | 3,872       | 3,872       | 6,261      |
| 2018               | 1,367    | 2,734   | 4,101   | 0                | 2,734  | 0      | 0      | 2,734         | 1,367             | 4,101       | 6,836       | 10,937     |
| 2019               | 0        | 0       | 0       | 0                | 0      | 0      | 0      | 0             | 2,392             | 2,392       | 2,392       | 2,392      |
| 2020               | 0        | 0       | 0       | 0                | 0      | 0      | 0      | 0             | 0                 | 0           | 0           | 0          |
| 2021               | 2,079    | 1,196   | 3,275   | 668              | 0      | 0      | 1,196  | 0             | 0                 | 0           | 1,864       | 5,140      |
| 2022               | 0        | 743     | 743     | 0                | 0      | 743    | 0      | 0             | 3,564             | 3,564       | 4,306       | 5,049      |
| 2023               | 0        | 3,038   | 3,038   | 0                | 0      | 0      | 0      | 0             | 1,519             | 1,519       | 1,519       | 4,557      |
| 2024               | 0        | 0       | 0       | 0                | 0      | 0      | 0      | 0             | 1,175             | 1,175       | 1,175       | 1,175      |
| 2025               | 0        | 0       | 0       | 0                | 0      | 0      | 0      | 0             | 0                 | 0           | 0           | 0          |
| Southwest District |          |         |         |                  |        |        |        |               |                   |             |             |            |
| 2016               | 124,312  | 79,933  | 204,246 | 66,445           | 86,292 | 10,107 | 2,881  | 11,770        | 184,636           | 196,405     | 362,129     | 566,376    |
| 2017               | 1,241    | 41,734  | 42,975  | 1,074            | 5,046  | 42,730 | 23,241 | 9,404         | 116,562           | 125,967     | 198,056     | 241,031    |
| 2018               | 8,633    | 178,471 | 187,103 | 2,855            | 11,321 | 30,806 | 41,829 | 17,416        | 82,980            | 100,393     | 187,204     | 374,308    |
| 2019               | 2,336    | 106,965 | 109,302 | 0                | 0      | 1,929  | 15,719 | 51,032        | 105,081           | 156,112     | 173,760     | 283,063    |
| 2020               | 0        | 16,429  | 16,429  | 714              | 892    | 0      | 1,595  | 18,631        | 67,759            | 86,390      | 89,591      | 106,020    |
| 2021               | 56,693   | 32,445  | 89,138  | 33,418           | 11,362 | 5,631  | 5,754  | 2,313         | 37,708            | 40,021      | 96,186      | 185,324    |
| 2022               | 2,425    | 19,548  | 21,972  | 0                | 1,001  | 2,034  | 5,477  | 3,567         | 32,486            | 36,053      | 44,563      | 66,533     |
| 2023               | 6,885    | 8,547   | 15,432  | 0                | 1,377  | 5,595  | 4,439  | 9,685         | 17,085            | 26,769      | 38,182      | 53,615     |
| 2024               | 1,345    | 3,743   | 5,088   | 803              | 0      | 5,063  | 18,524 | 23,729        | 55,981            | 79,711      | 104,099     | 109,187    |
| 2025               | 0        | 10,224  | 10,224  | 0                | 0      | 0      | 760    | 2,112         | 8,624             | 10,736      | 11,496      | 21,719     |

-continued-

Table 6.–Page 2 of 6.

| Year                  | Females  |         |         | Prerecruit males |        |        |        | Recruit males | Postrecruit males | Legal males | Total males | Total crab |
|-----------------------|----------|---------|---------|------------------|--------|--------|--------|---------------|-------------------|-------------|-------------|------------|
|                       | Juvenile | Mature  | Total   | IV               | III    | II     | I      |               |                   |             |             |            |
| Shelikof District     |          |         |         |                  |        |        |        |               |                   |             |             |            |
| 2016                  | 4,747    | 0       | 4,747   | 0                | 0      | 0      | 0      | 0             | 0                 | 0           | 0           | 4,747      |
| 2017                  | 614      | 1,605   | 2,219   | 922              | 0      | 447    | 0      | 0             | 1,841             | 1,841       | 3,210       | 5,428      |
| 2018                  | 0        | 0       | 0       | 0                | 0      | 0      | 0      | 149           | 0                 | 149         | 149         | 149        |
| 2019                  | 475      | 1,426   | 1,902   | 773              | 0      | 0      | 0      | 475           | 475               | 951         | 1,724       | 3,626      |
| 2020                  | 661      | 0       | 661     | 186              | 186    | 372    | 0      | 0             | 0                 | 0           | 744         | 1,405      |
| 2021                  | 475      | 0       | 475     | 475              | 0      | 0      | 0      | 0             | 0                 | 0           | 475         | 951        |
| 2022                  | 0        | 0       | 0       | 0                | 0      | 0      | 0      | 0             | 0                 | 0           | 0           | 0          |
| 2023                  | 0        | 0       | 0       | 0                | 0      | 0      | 0      | 0             | 0                 | 0           | 0           | 0          |
| 2024                  | 0        | 0       | 0       | 179              | 0      | 0      | 0      | 0             | 0                 | 0           | 179         | 179        |
| 2025                  | 0        | 0       | 0       | 0                | 0      | 0      | 0      | 0             | 0                 | 0           | 0           | 0          |
| KODIAK AREA TOTAL     |          |         |         |                  |        |        |        |               |                   |             |             |            |
| 2016                  | 129,059  | 87,087  | 216,147 | 66,445           | 87,526 | 10,107 | 3,783  | 11,770        | 185,001           | 196,770     | 364,630     | 580,778    |
| 2017                  | 1,855    | 49,007  | 50,862  | 1,996            | 5,046  | 43,177 | 25,428 | 14,296        | 124,999           | 139,297     | 214,942     | 265,805    |
| 2018                  | 10,196   | 185,657 | 195,852 | 2,855            | 14,830 | 30,806 | 42,538 | 21,008        | 88,869            | 109,875     | 200,905     | 396,758    |
| 2019                  | 2,811    | 116,194 | 119,007 | 773              | 709    | 1,929  | 15,719 | 51,507        | 110,851           | 162,358     | 181,488     | 300,496    |
| 2020                  | 2,688    | 17,978  | 20,666  | 900              | 3,105  | 372    | 2,081  | 20,180        | 72,301            | 92,481      | 98,939      | 119,605    |
| 2021                  | 67,703   | 65,591  | 133,295 | 35,270           | 16,496 | 16,477 | 7,725  | 3,088         | 42,842            | 45,930      | 121,897     | 255,194    |
| 2022                  | 2,642    | 28,451  | 31,093  | 0                | 1,888  | 3,190  | 6,145  | 3,959         | 36,050            | 40,009      | 51,229      | 82,320     |
| 2023                  | 6,885    | 13,839  | 20,724  | 0                | 1,377  | 5,595  | 4,439  | 10,069        | 18,604            | 28,672      | 40,085      | 60,810     |
| 2024                  | 1,345    | 3,743   | 5,088   | 982              | 0      | 5,063  | 18,524 | 23,729        | 57,156            | 80,886      | 105,453     | 110,541    |
| 2025                  | 481      | 10,705  | 11,187  | 0                | 481    | 0      | 760    | 2,112         | 9,105             | 11,217      | 12,459      | 23,644     |
| ALASKA PENINSULA AREA |          |         |         |                  |        |        |        |               |                   |             |             |            |
| Morzhovoi Bay         |          |         |         |                  |        |        |        |               |                   |             |             |            |
| 2016                  | 0        | 884     | 884     | 0                | 0      | 0      | 0      | 0             | 1,598             | 1,598       | 1,598       | 2,482      |
| 2017                  | 0        | 0       | 0       | 0                | 0      | 0      | 0      | 0             | 0                 | 0           | 0           | 0          |
| 2018                  | 0        | 0       | 0       | 0                | 0      | 0      | 0      | 0             | 949               | 949         | 949         | 949        |
| 2019                  | 0        | 0       | 0       | 0                | 0      | 0      | 0      | 0             | 834               | 834         | 834         | 834        |
| 2020                  | 0        | 14,946  | 14,946  | 0                | 0      | 0      | 1,172  | 1,768         | 884               | 2,652       | 3,824       | 18,769     |
| 2021                  | 0        | 0       | 0       | 714              | 0      | 714    | 0      | 0             | 2,054             | 2,054       | 3,482       | 3,482      |
| 2022                  | 0        | 0       | 0       | 0                | 0      | 0      | 0      | 0             | 714               | 714         | 714         | 714        |
| 2023                  | 0        | 0       | 0       | 0                | 0      | 0      | 0      | 0             | 1,334             | 1,334       | 1,334       | 1,334      |
| 2024                  | 0        | 0       | 0       | 0                | 0      | 0      | 0      | 0             | 1,414             | 1,414       | 1,414       | 1,414      |
| 2025                  | 0        | 0       | 0       | 0                | 0      | 0      | 0      | 0             | 0                 | 0           | 0           | 0          |

-continued-

Table 6.–Page 3 of 6.

| Year                              | Females  |        |        | Prerecruit males |        |        |         | Recruit males | Postrecruit males | Legal males | Total males | Total crab |
|-----------------------------------|----------|--------|--------|------------------|--------|--------|---------|---------------|-------------------|-------------|-------------|------------|
|                                   | Juvenile | Mature | Total  | IV               | III    | II     | I       |               |                   |             |             |            |
| Cold Bay/Belkofski Bay            |          |        |        |                  |        |        |         |               |                   |             |             |            |
| 2016                              | 49,586   | 24,851 | 74,437 | 2,216            | 39,894 | 32,575 | 4,433   | 2,216         | 7,897             | 10,114      | 89,232      | 163,667    |
| 2017                              | 0        | 957    | 957    | 0                | 0      | 0      | 161     | 0             | 161               | 161         | 322         | 1,279      |
| 2018                              | 0        | 0      | 0      | 0                | 0      | 0      | 0       | 1,771         | 0                 | 1,771       | 1,771       | 1,771      |
| 2019                              | 1,491    | 0      | 1,491  | 0                | 0      | 0      | 0       | 0             | 0                 | 0           | 0           | 1,491      |
| 2020                              | 4,018    | 6,654  | 10,672 | 3,939            | 1,914  | 0      | 0       | 0             | 4,557             | 4,557       | 10,410      | 21,083     |
| 2021                              | 1,491    | 904    | 2,395  | 0                | 2,395  | 1,491  | 0       | 0             | 0                 | 0           | 3,886       | 6,282      |
| 2022                              | 0        | 2,242  | 2,242  | 0                | 0      | 0      | 0       | 0             | 0                 | 0           | 0           | 2,242      |
| 2023                              | 0        | 434    | 434    | 0                | 0      | 0      | 0       | 0             | 0                 | 0           | 0           | 434        |
| 2024                              | 1,125    | 0      | 1,125  | 0                | 0      | 0      | 0       | 670           | 509               | 1,179       | 1,179       | 2,304      |
| 2025                              | 0        | 0      | 0      | 0                | 0      | 0      | 0       | 0             | 0                 | 0           | 0           | 0          |
| Pavlof Bay/Volcano Bay            |          |        |        |                  |        |        |         |               |                   |             |             |            |
| 2016                              | 3,468    | 10,412 | 13,880 | 0                | 1,689  | 2,417  | 0       | 2,580         | 17,026            | 19,606      | 23,711      | 37,590     |
| 2017                              | 1,961    | 20,453 | 22,414 | 0                | 0      | 1,565  | 2,347   | 3,384         | 84,098            | 87,482      | 91,393      | 113,807    |
| 2018                              | 2,966    | 11,204 | 14,170 | 919              | 0      | 14,369 | 139,131 | 49,642        | 180,925           | 230,567     | 384,986     | 399,155    |
| 2019                              | 2,765    | 93,549 | 96,314 | 0                | 0      | 1,239  | 8,692   | 11,346        | 43,742            | 55,090      | 65,021      | 161,336    |
| 2020                              | 1,048    | 68,598 | 69,646 | 0                | 2,522  | 2,522  | 0       | 5,182         | 73,014            | 78,196      | 83,239      | 152,885    |
| 2021                              | 0        | 0      | 0      | 0                | 0      | 845    | 845     | 7,601         | 234,608           | 242,209     | 243,898     | 243,898    |
| 2022                              | 0        | 18,433 | 18,433 | 0                | 0      | 0      | 782     | 867           | 18,994            | 19,861      | 20,643      | 39,077     |
| 2023                              | 4,714    | 8,189  | 12,902 | 0                | 0      | 5,657  | 7,395   | 18,026        | 82,190            | 100,217     | 113,268     | 126,170    |
| 2024                              | 867      | 47,970 | 48,838 | 0                | 0      | 2,602  | 15,682  | 5,296         | 45,335            | 50,631      | 68,914      | 117,751    |
| 2025                              | 775      | 8,394  | 9,169  | 0                | 0      | 0      | 2,802   | 19,773        | 83,129            | 102,902     | 105,704     | 114,873    |
| Beaver Bay/Balboa Bay/Unga Strait |          |        |        |                  |        |        |         |               |                   |             |             |            |
| 2016                              | 0        | 0      | 0      | 0                | 0      | 0      | 0       | 0             | 0                 | 0           | 0           | 0          |
| 2017                              | 0        | 18,292 | 18,292 | 0                | 0      | 1,495  | 747     | 6,163         | 0                 | 6,163       | 8,405       | 26,697     |
| 2018                              | 0        | 8,589  | 8,589  | 0                | 0      | 0      | 0       | 2,989         | 4,852             | 7,841       | 7,841       | 16,429     |
| 2019                              | 0        | 747    | 747    | 0                | 0      | 0      | 0       | 0             | 2,989             | 2,989       | 2,989       | 3,737      |
| 2020                              | 0        | 0      | 0      | 0                | 0      | 0      | 0       | 0             | 0                 | 0           | 0           | 0          |
| 2021                              | 0        | 368    | 368    | 0                | 0      | 0      | 0       | 0             | 0                 | 0           | 0           | 368        |
| 2022                              | 0        | 0      | 0      | 0                | 0      | 0      | 0       | 0             | 0                 | 0           | 0           | 0          |
| 2023                              | 0        | 0      | 0      | 0                | 0      | 0      | 0       | 0             | 537               | 537         | 537         | 537        |
| 2024                              | 0        | 611    | 611    | 0                | 0      | 0      | 0       | 0             | 564               | 564         | 564         | 1,175      |
| 2025                              | 0        | 0      | 0      | 0                | 0      | 0      | 0       | 0             | 558               | 558         | 558         | 558        |

-continued-

Table 6.–Page 4 of 6.

| Year              | Females  |        |       | Prerecruit males |                     |    |   | Recruit males | Postrecruit males | Legal males | Total males | Total crab |
|-------------------|----------|--------|-------|------------------|---------------------|----|---|---------------|-------------------|-------------|-------------|------------|
|                   | Juvenile | Mature | Total | IV               | III                 | II | I |               |                   |             |             |            |
| Stepovak Bay      |          |        |       |                  |                     |    |   |               |                   |             |             |            |
| 2016              | 0        | 0      | 0     | 0                | 0                   | 0  | 0 | 0             | 0                 | 0           | 0           | 0          |
| 2017              | 0        | 0      | 0     | 0                | 0                   | 0  | 0 | 0             | 0                 | 0           | 0           | 0          |
| 2018              | 0        | 0      | 0     | 0                | 0                   | 0  | 0 | 0             | 0                 | 0           | 0           | 0          |
| 2019              | 0        | 1,033  | 1,033 | 0                | 0                   | 0  | 0 | 0             | 0                 | 0           | 0           | 1,033      |
| 2020              | 886      | 1,495  | 2,381 | 0                | 0                   | 0  | 0 | 0             | 1,311             | 1,311       | 1,311       | 3,692      |
| 2021              | 0        | 0      | 0     | 0                | 0                   | 0  | 0 | 0             | 0                 | 0           | 0           | 0          |
| 2022              | 0        | 0      | 0     | 0                | 0                   | 0  | 0 | 0             | 0                 | 0           | 0           | 0          |
| 2023              |          |        |       |                  | <i>not surveyed</i> |    |   |               |                   |             |             |            |
| 2024              | 0        | 0      | 0     | 0                | 0                   | 0  | 0 | 0             | 0                 | 0           | 0           | 0          |
| 2025              | 0        | 0      | 0     | 0                | 0                   | 0  | 0 | 0             | 0                 | 0           | 0           | 0          |
| West Nagai Strait |          |        |       |                  |                     |    |   |               |                   |             |             |            |
| 2016              | 0        | 0      | 0     | 0                | 0                   | 0  | 0 | 0             | 0                 | 0           | 0           | 0          |
| 2017              | 0        | 0      | 0     | 0                | 0                   | 0  | 0 | 0             | 0                 | 0           | 0           | 0          |
| 2018              | 0        | 0      | 0     | 0                | 0                   | 0  | 0 | 0             | 0                 | 0           | 0           | 0          |
| 2019              | 0        | 1,009  | 1,009 | 0                | 0                   | 0  | 0 | 0             | 0                 | 0           | 0           | 1,009      |
| 2020              | 0        | 0      | 0     | 0                | 0                   | 0  | 0 | 0             | 0                 | 0           | 0           | 0          |
| 2021              | 0        | 0      | 0     | 0                | 0                   | 0  | 0 | 0             | 0                 | 0           | 0           | 0          |
| 2022              | 0        | 0      | 0     | 0                | 0                   | 0  | 0 | 0             | 0                 | 0           | 0           | 0          |
| 2023              | 0        | 0      | 0     | 0                | 0                   | 0  | 0 | 0             | 0                 | 0           | 0           | 0          |
| 2024              | 0        | 0      | 0     | 0                | 0                   | 0  | 0 | 0             | 899               | 899         | 899         | 899        |
| 2025              | 0        | 0      | 0     | 0                | 0                   | 0  | 0 | 0             | 0                 | 0           | 0           | 0          |
| Ivanof Bay        |          |        |       |                  |                     |    |   |               |                   |             |             |            |
| 2016              | 0        | 0      | 0     | 0                | 0                   | 0  | 0 | 0             | 0                 | 0           | 0           | 0          |
| 2017              | 0        | 0      | 0     | 0                | 0                   | 0  | 0 | 0             | 0                 | 0           | 0           | 0          |
| 2018              | 0        | 0      | 0     | 0                | 0                   | 0  | 0 | 0             | 0                 | 0           | 0           | 0          |
| 2019              | 0        | 0      | 0     | 0                | 0                   | 0  | 0 | 0             | 0                 | 0           | 0           | 0          |
| 2020              | 0        | 0      | 0     | 0                | 0                   | 0  | 0 | 0             | 0                 | 0           | 0           | 0          |
| 2021              | 0        | 0      | 0     | 0                | 0                   | 0  | 0 | 0             | 0                 | 0           | 0           | 0          |
| 2022              | 0        | 0      | 0     | 0                | 0                   | 0  | 0 | 0             | 0                 | 0           | 0           | 0          |
| 2023              | 0        | 0      | 0     | 0                | 0                   | 0  | 0 | 0             | 0                 | 0           | 0           | 0          |
| 2024              | 0        | 0      | 0     | 0                | 0                   | 0  | 0 | 0             | 0                 | 0           | 0           | 0          |
| 2025              | 0        | 251    | 251   | 0                | 0                   | 0  | 0 | 0             | 0                 | 0           | 0           | 251        |

-continued-

Table 6.–Page 5 of 6.

| Year                   | Females  |        |        | Prerecruit males |       |       |       | Recruit males | Postrecruit males | Legal males | Total males | Total crab |
|------------------------|----------|--------|--------|------------------|-------|-------|-------|---------------|-------------------|-------------|-------------|------------|
|                        | Juvenile | Mature | Total  | IV               | III   | II    | I     |               |                   |             |             |            |
| Mitrofanina            |          |        |        |                  |       |       |       |               |                   |             |             |            |
| 2016                   | 0        | 0      | 0      | 0                | 0     | 0     | 0     | 0             | 0                 | 0           | 0           | 0          |
| 2017                   | 0        | 0      | 0      | 0                | 0     | 0     | 0     | 0             | 0                 | 0           | 0           | 0          |
| 2018                   | 0        | 0      | 0      | 0                | 0     | 0     | 0     | 0             | 0                 | 0           | 0           | 0          |
| 2019                   | 0        | 0      | 0      | 0                | 0     | 0     | 0     | 0             | 0                 | 0           | 0           | 0          |
| 2020                   | 0        | 0      | 0      | 0                | 0     | 0     | 0     | 0             | 0                 | 0           | 0           | 0          |
| 2021                   | 0        | 0      | 0      | 0                | 0     | 0     | 0     | 0             | 0                 | 0           | 0           | 0          |
| 2022                   | 0        | 0      | 0      | 0                | 0     | 0     | 0     | 0             | 0                 | 0           | 0           | 0          |
| 2023                   | 0        | 0      | 0      | 0                | 0     | 0     | 0     | 0             | 0                 | 0           | 0           | 0          |
| 2024                   | 1,692    | 0      | 1,692  | 0                | 0     | 0     | 0     | 0             | 0                 | 0           | 0           | 1,692      |
| 2025                   | 0        | 0      | 0      | 0                | 0     | 0     | 0     | 0             | 0                 | 0           | 0           | 0          |
| Chignik Bay/Castle Bay |          |        |        |                  |       |       |       |               |                   |             |             |            |
| 2016                   | 0        | 3,072  | 3,072  | 0                | 0     | 0     | 366   | 0             | 3,353             | 3,353       | 3,719       | 6,792      |
| 2017                   | 1,747    | 38,431 | 40,178 | 0                | 2,620 | 4,367 | 2,620 | 3,494         | 2,757             | 6,251       | 16,732      | 56,909     |
| 2018                   | 0        | 3,390  | 3,390  | 0                | 0     | 0     | 424   | 0             | 0                 | 0           | 424         | 3,814      |
| 2019                   | 0        | 2,543  | 2,543  | 0                | 0     | 0     | 0     | 0             | 758               | 758         | 758         | 3,301      |
| 2020                   | 0        | 326    | 326    | 0                | 0     | 0     | 0     | 0             | 0                 | 0           | 0           | 326        |
| 2021                   | 0        | 0      | 0      | 0                | 0     | 326   | 0     | 0             | 326               | 326         | 651         | 651        |
| 2022                   | 0        | 0      | 0      | 0                | 0     | 0     | 0     | 0             | 0                 | 0           | 0           | 0          |
| 2023                   | 0        | 0      | 0      | 0                | 0     | 0     | 0     | 0             | 0                 | 0           | 0           | 0          |
| 2024                   | 0        | 0      | 0      | 0                | 293   | 0     | 0     | 0             | 0                 | 0           | 293         | 293        |
| 2025                   | 0        | 0      | 0      | 0                | 0     | 0     | 456   | 0             | 0                 | 0           | 456         | 456        |
| Kujulik Bay            |          |        |        |                  |       |       |       |               |                   |             |             |            |
| 2016                   | 0        | 0      | 0      | 0                | 0     | 0     | 0     | 0             | 0                 | 0           | 0           | 0          |
| 2017                   | 0        | 0      | 0      | 0                | 456   | 0     | 0     | 456           | 0                 | 456         | 911         | 911        |
| 2018                   | 0        | 0      | 0      | 0                | 0     | 0     | 0     | 0             | 0                 | 0           | 0           | 0          |
| 2019                   | 0        | 0      | 0      | 0                | 0     | 0     | 0     | 0             | 0                 | 0           | 0           | 0          |
| 2020                   | 0        | 0      | 0      | 0                | 0     | 0     | 0     | 0             | 0                 | 0           | 0           | 0          |
| 2021                   | 0        | 0      | 0      | 0                | 0     | 0     | 0     | 0             | 0                 | 0           | 0           | 0          |
| 2022                   | 0        | 0      | 0      | 0                | 0     | 0     | 0     | 0             | 0                 | 0           | 0           | 0          |
| 2023                   | 0        | 0      | 0      | 0                | 0     | 0     | 0     | 0             | 0                 | 0           | 0           | 0          |
| 2024                   | 0        | 0      | 0      | 0                | 0     | 0     | 0     | 0             | 0                 | 0           | 0           | 0          |
| 2025                   | 0        | 0      | 0      | 0                | 0     | 0     | 0     | 0             | 0                 | 0           | 0           | 0          |

-continued-

Table 6.–Page 6 of 6.

| Year                        | Females  |        |         | Prerecruit males |        |        |         | Recruit males | Postrecruit males | Legal males | Total males | Total crab |
|-----------------------------|----------|--------|---------|------------------|--------|--------|---------|---------------|-------------------|-------------|-------------|------------|
|                             | Juvenile | Mature | Total   | IV               | III    | II     | I       |               |                   |             |             |            |
| ALASKA PENINSULA AREA TOTAL |          |        |         |                  |        |        |         |               |                   |             |             |            |
| 2016                        | 53,054   | 39,219 | 92,273  | 2,216            | 41,583 | 34,992 | 4,799   | 4,796         | 29,874            | 34,671      | 118,260     | 210,531    |
| 2017                        | 3,708    | 78,133 | 81,841  | 0                | 3,076  | 7,427  | 5,875   | 13,497        | 87,016            | 100,513     | 117,763     | 199,603    |
| 2018                        | 2,966    | 23,183 | 26,149  | 919              | 0      | 14,369 | 139,555 | 54,402        | 186,726           | 241,128     | 395,971     | 422,118    |
| 2019                        | 4,256    | 98,881 | 103,137 | 0                | 0      | 1,239  | 8,692   | 11,346        | 48,323            | 59,671      | 69,602      | 172,741    |
| 2020                        | 5,952    | 92,019 | 97,971  | 3,939            | 4,436  | 2,522  | 1,172   | 6,950         | 79,766            | 86,716      | 98,784      | 196,755    |
| 2021                        | 1,491    | 1,272  | 2,763   | 714              | 2,395  | 3,376  | 845     | 7,601         | 236,988           | 244,589     | 251,917     | 254,681    |
| 2022                        | 0        | 20,675 | 20,675  | 0                | 0      | 0      | 782     | 867           | 19,708            | 20,575      | 21,357      | 42,033     |
| 2023                        | 4,714    | 8,623  | 13,336  | 0                | 0      | 5,657  | 7,395   | 18,026        | 84,061            | 102,088     | 115,139     | 128,475    |
| 2024                        | 3,684    | 48,581 | 52,266  | 0                | 293    | 2,602  | 15,682  | 5,966         | 48,721            | 54,687      | 73,263      | 125,528    |
| 2025                        | 775      | 8,394  | 9,169   | 0                | 0      | 0      | 3,258   | 19,773        | 83,687            | 103,460     | 106,718     | 115,887    |

Note: Definitions of categories used to distinguish juvenile and mature females; prerecruit males IV, III, II, and I; and recruit and postrecruit males are found in Appendix A1 and differ by management area.

Table 7.—Predominant species by weight in the Chignik Tanner crab District large-mesh bottom trawl survey, 2025.

| Common name         | Species name                     | % of catch<br>by weight |
|---------------------|----------------------------------|-------------------------|
| Arrowtooth flounder | <i>Atheresthes stomias</i>       | 30.1                    |
| Flathead sole       | <i>Hippoglossoides elassodon</i> | 23.7                    |
| Walleye pollock     | <i>Gadus chalcogrammus</i>       | 12.7                    |
| Tanner crab         | <i>Chionoecetes bairdi</i>       | 9.6                     |
| Big skate           | <i>Beringraja binoculata</i>     | 3.8                     |
| Pacific cod         | <i>Gadus macrocephalus</i>       | 3.3                     |
| Pacific halibut     | <i>Hippoglossus stenolepis</i>   | 2.5                     |
| Longnose skate      | <i>Raja rhina</i>                | 1.9                     |
| Yellowfin sole      | <i>Limanda aspera</i>            | 1.6                     |
| Anemone             | Order: Actinaria                 | 1.5                     |
| Rex sole            | <i>Glyptocephalus zachirus</i>   | 1.1                     |
| Rougheye rockfish   | <i>Sebastes aleutianus</i>       | 0.8                     |
| Sablefish           | <i>Anoplopoma fimbria</i>        | 0.6                     |
| Jellyfish           | Class: Schyphozoa                | 0.5                     |
| Oregon triton       | <i>Fusitriton oregonesis</i>     | 0.5                     |
| Hermit crab         | Family: Paguridae                | 0.5                     |
| Dover sole          | <i>Microstomus pacificus</i>     | 0.4                     |
| Dungeness crab      | <i>Metacarcinus magister</i>     | 0.4                     |
| Spinyhead sculpin   | <i>Dasycottus setiger</i>        | 0.4                     |
| Giant octopus       | <i>Enteroctopus dofleini</i>     | 0.4                     |
| All others          | (83 species)                     | 3.7                     |
| Total               |                                  | 100.0                   |

Table 8.—Tanner crab abundance estimates from large-mesh bottom trawl surveys in the Chignik District, 1989–2025.

| Year       | Females   |           |           | Number sublegal males by size (CW) |           |           |           | Recruit males | Postrecruit males | Mature males | Legal males | Total males | Total crab |
|------------|-----------|-----------|-----------|------------------------------------|-----------|-----------|-----------|---------------|-------------------|--------------|-------------|-------------|------------|
|            | Juvenile  | Mature    | Total     | <70 mm                             | 70–91 mm  | 92–114 mm | >114 mm   |               |                   |              |             |             |            |
| Ivanof Bay |           |           |           |                                    |           |           |           |               |                   |              |             |             |            |
| 1989       | 182,026   | 44,786    | 226,813   | 160,835                            | 26,226    | 140,697   | 129,929   | 60,581        | 4,430             | 194,939      | 65,010      | 522,697     | 749,510    |
| 1990       | 358,513   | 8,403     | 366,916   | 467,357                            | 3,126     | 19,335    | 44,189    | 19,440        | 0                 | 63,629       | 19,440      | 553,448     | 920,364    |
| 1991       | 275,037   | 1,476     | 276,513   | 302,533                            | 0         | 0         | 1,723     | 7,136         | 738               | 9,597        | 7,874       | 312,130     | 588,643    |
| 1992       | 22,894    | 2,215     | 25,109    | 30,505                             | 1,969     | 984       | 1,230     | 4,100         | 2,628             | 7,958        | 6,728       | 41,416      | 66,525     |
| 1993       | 24,833    | 1,929     | 26,762    | 19,180                             | 37,978    | 9,880     | 3,055     | 0             | 699               | 3,754        | 699         | 70,791      | 97,554     |
| 1994       | 22,820    | 12,094    | 34,914    | 6,775                              | 22,612    | 12,866    | 3,832     | 984           | 246               | 5,062        | 1,230       | 47,315      | 82,230     |
| 1995       | 40,024    | 3,832     | 43,857    | 46,548                             | 2,848     | 492       | 2,461     | 2,707         | 492               | 5,660        | 3,199       | 55,548      | 99,405     |
| 1996       | 63,771    | 699       | 64,469    | 65,884                             | 41,649    | 6,890     | 7,871     | 8,754         | 0                 | 16,625       | 8,754       | 131,049     | 195,518    |
| 1997       | 22,656    | 4,675     | 27,331    | 29,633                             | 3,618     | 7,770     | 4,183     | 3,691         | 738               | 8,612        | 4,429       | 49,633      | 76,965     |
| 1998       | 22,035    | 1,191     | 23,226    | 21,497                             | 1,864     | 246       | 1,230     | 1,723         | 0                 | 2,953        | 1,723       | 26,560      | 49,785     |
| 1999       | 42,136    | 3,652     | 45,787    | 44,603                             | 492       | 1,476     | 9,906     | 10,089        | 945               | 20,940       | 11,034      | 67,511      | 113,299    |
| 2000       | 457,296   | 15,178    | 472,474   | 503,823                            | 37,727    | 25,900    | 15,503    | 10,089        | 1,191             | 26,783       | 11,280      | 594,234     | 1,066,709  |
| 2001       | 570,001   | 85,641    | 655,642   | 403,999                            | 296,452   | 64,697    | 41,587    | 2,848         | 15,299            | 59,734       | 18,147      | 824,882     | 1,480,524  |
| 2002       | 263,138   | 45,073    | 308,211   | 93,656                             | 335,981   | 326,874   | 94,639    | 3,513         | 9,229             | 107,381      | 12,742      | 863,893     | 1,172,104  |
| 2003       | 25,199    | 240,133   | 265,331   | 3,168                              | 41,275    | 91,790    | 106,903   | 25,048        | 7,990             | 139,941      | 33,038      | 276,174     | 541,505    |
| 2004       | 22,389    | 447,394   | 469,783   | 28,951                             | 19,735    | 179,096   | 280,796   | 69,766        | 36,848            | 387,410      | 106,614     | 615,193     | 1,084,975  |
| 2005       | 339,705   | 898,151   | 1,237,856 | 495,062                            | 40,357    | 83,921    | 218,668   | 56,909        | 51,656            | 327,233      | 108,564     | 946,573     | 2,184,429  |
| 2006       | 5,260,959 | 308,560   | 5,569,519 | 6,611,859                          | 1,126,264 | 82,239    | 184,384   | 53,504        | 159,460           | 397,348      | 212,965     | 8,217,711   | 13,787,230 |
| 2007       | 2,404,530 | 177,376   | 2,581,906 | 2,320,990                          | 1,640,664 | 300,376   | 64,073    | 16,935        | 29,032            | 110,040      | 45,967      | 4,372,070   | 6,953,976  |
| 2008       | 892,396   | 754,345   | 1,646,741 | 372,456                            | 1,213,676 | 851,002   | 189,965   | 12,249        | 16,332            | 218,546      | 28,581      | 2,655,681   | 4,302,422  |
| 2009       | 37,251    | 982,209   | 1,019,460 | 46,515                             | 290,604   | 1,099,891 | 1,011,168 | 46,640        | 34,012            | 1,091,820    | 80,652      | 2,528,831   | 3,548,291  |
| 2010       | 9,536     | 379,027   | 388,563   | 14,281                             | 10,052    | 180,469   | 847,469   | 307,864       | 179,281           | 1,334,614    | 487,145     | 1,539,416   | 1,927,979  |
| 2011       | 99,210    | 137,350   | 236,560   | 119,792                            | 0         | 28,130    | 313,171   | 228,661       | 250,321           | 792,153      | 478,981     | 940,074     | 1,176,634  |
| 2012       | 120,616   | 36,960    | 157,577   | 151,570                            | 3,231     | 7,300     | 53,250    | 6,836         | 22,717            | 82,803       | 29,552      | 244,904     | 402,480    |
| 2013       | 1,578,022 | 124,172   | 1,702,194 | 1,844,153                          | 16,435    | 12,578    | 429,088   | 0             | 438,908           | 867,996      | 438,908     | 2,741,162   | 4,443,355  |
| 2014       | 162,697   | 63,152    | 225,849   | 106,270                            | 161,706   | 201,521   | 682,703   | 0             | 734,287           | 1,416,990    | 734,287     | 1,886,488   | 2,112,337  |
| 2015       | 687,142   | 1,251,419 | 1,938,561 | 276,203                            | 539,086   | 450,957   | 460,557   | 21,702        | 220,709           | 702,968      | 242,411     | 1,969,214   | 3,907,775  |
| 2016       | 15,950    | 19,149    | 35,098    | 5,791                              | 20,743    | 314,860   | 270,305   | 24,331        | 628               | 295,264      | 24,959      | 636,659     | 671,757    |
| 2017       | 270,629   | 328,652   | 599,281   | 268,460                            | 32,240    | 43,972    | 87,637    | 43,064        | 7,455             | 138,156      | 50,519      | 482,829     | 1,082,110  |
| 2018       | 856,622   | 72,797    | 929,419   | 852,945                            | 119,645   | 36,010    | 34,081    | 10,841        | 3,079             | 48,001       | 13,921      | 1,056,602   | 1,986,021  |
| 2019       | 845,485   | 1,341,067 | 2,186,552 | 274,085                            | 1,229,439 | 487,318   | 87,182    | 0             | 699               | 87,881       | 699         | 2,078,723   | 4,265,275  |
| 2020       | 380,045   | 221,294   | 601,339   | 240,343                            | 400,254   | 771,065   | 366,073   | 699           | 0                 | 366,772      | 699         | 1,778,433   | 2,379,772  |
| 2021       | 121,099   | 173,150   | 294,249   | 82,805                             | 102,944   | 181,142   | 486,607   | 48,358        | 23,117            | 558,082      | 71,475      | 924,973     | 1,219,221  |
| 2022       | 74,000    | 295,221   | 369,220   | 80,210                             | 26,336    | 71,239    | 224,496   | 83,041        | 24,286            | 331,822      | 107,327     | 509,608     | 878,828    |

-continued-

Table 8.–Page 2 of 6.

| Year               | Females             |           |            | Number sublegal males by size (CW) |           |           |           | Recruit males | Postrecruit males | Mature males | Legal males | Total males | Total crab |
|--------------------|---------------------|-----------|------------|------------------------------------|-----------|-----------|-----------|---------------|-------------------|--------------|-------------|-------------|------------|
|                    | Juvenile            | Mature    | Total      | <70 mm                             | 70–91 mm  | 92–114 mm | >114 mm   |               |                   |              |             |             |            |
| 2023               | 75,204              | 258,397   | 333,601    | 82,323                             | 7,320     | 12,566    | 14,593    | 9,978         | 3,293             | 27,864       | 13,270      | 130,070     | 463,673    |
| 2024               | 583,180             | 12,680    | 595,860    | 667,867                            | 10,259    | 2,867     | 13,414    | 1,723         | 0                 | 15,137       | 1,723       | 696,128     | 1,291,988  |
| 2025               | 315,723             | 295,999   | 611,723    | 205,608                            | 413,071   | 491,097   | 150,623   | 16,035        | 4,796             | 171,454      | 20,831      | 1,281,229   | 1,892,952  |
| Mitrofanian Island |                     |           |            |                                    |           |           |           |               |                   |              |             |             |            |
| 1989               | 230,245             | 510,311   | 740,557    | 294,071                            | 151,713   | 637,889   | 308,313   | 42,526        | 38,982            | 389,821      | 81,508      | 1,473,494   | 2,214,050  |
| 1990               | 275,999             | 30,022    | 306,021    | 249,040                            | 89,654    | 109,026   | 140,854   | 49,667        | 19,003            | 209,524      | 68,669      | 657,244     | 963,265    |
| 1991               | 364,824             | 29,297    | 394,121    | 316,083                            | 65,484    | 43,775    | 36,898    | 33,084        | 4,935             | 74,917       | 38,019      | 500,258     | 894,380    |
| 1992               | 243,347             | 6,715     | 250,062    | 194,759                            | 28,551    | 6,193     | 9,925     | 11,825        | 1,517             | 23,267       | 13,343      | 252,771     | 502,833    |
| 1993               | 99,115              | 15,143    | 114,258    | 64,204                             | 49,478    | 28,688    | 12,802    | 13,193        | 10,204            | 36,199       | 23,397      | 178,569     | 292,827    |
| 1994               | 54,736              | 5,586     | 60,322     | 31,535                             | 14,288    | 12,279    | 3,877     | 8,212         | 1,709             | 13,798       | 9,921       | 71,899      | 132,221    |
| 1995               | 169,627             | 27,352    | 196,980    | 199,472                            | 11,566    | 29,533    | 20,548    | 17,352        | 1,517             | 39,417       | 18,869      | 279,987     | 476,967    |
| 1996               | <i>not surveyed</i> |           |            |                                    |           |           |           |               |                   |              |             |             |            |
| 1997               | 419,741             | 87,105    | 506,846    | 305,035                            | 509,846   | 255,350   | 63,731    | 5,171         | 23,159            | 92,061       | 28,330      | 1,162,292   | 1,669,138  |
| 1998               | 191,101             | 194,853   | 385,954    | 159,108                            | 111,969   | 162,579   | 65,925    | 17,249        | 20,742            | 103,916      | 37,992      | 537,572     | 923,526    |
| 1999               | 156,851             | 53,643    | 210,494    | 147,108                            | 63,828    | 44,318    | 68,665    | 14,373        | 4,272             | 87,310       | 18,645      | 342,565     | 553,059    |
| 2000               | 1,137,449           | 90,086    | 1,227,535  | 1,308,807                          | 77,462    | 59,053    | 53,290    | 57,365        | 50,143            | 160,798      | 107,509     | 1,606,120   | 2,833,655  |
| 2001               | 574,418             | 225,111   | 799,529    | 570,792                            | 191,079   | 207,001   | 86,737    | 29,564        | 31,821            | 148,122      | 61,385      | 1,116,994   | 1,916,523  |
| 2002               | 732,433             | 343,400   | 1,075,832  | 685,846                            | 1,853,778 | 1,078,070 | 280,523   | 40,621        | 8,640             | 329,784      | 49,261      | 3,947,478   | 5,023,311  |
| 2003               | 25,199              | 240,133   | 265,331    | 3,168                              | 41,275    | 91,790    | 106,903   | 25,048        | 7,990             | 139,941      | 33,038      | 276,174     | 541,505    |
| 2004               | 873,624             | 217,339   | 1,090,963  | 904,441                            | 197,382   | 1,060,913 | 967,722   | 269,918       | 29,553            | 1,267,193    | 299,471     | 3,429,928   | 4,520,891  |
| 2005               | 2,119,050           | 132,958   | 2,252,008  | 2,167,351                          | 291,157   | 163,501   | 242,803   | 77,768        | 24,802            | 345,373      | 102,570     | 2,967,383   | 5,219,391  |
| 2006               | 6,249,453           | 303,589   | 6,553,042  | 6,348,001                          | 808,498   | 276,382   | 284,540   | 23,404        | 66,214            | 374,158      | 89,619      | 7,807,040   | 14,360,082 |
| 2007               | 2,404,530           | 177,376   | 2,581,906  | 2,320,990                          | 1,640,664 | 300,376   | 64,073    | 16,935        | 29,032            | 110,040      | 45,967      | 4,372,070   | 6,953,976  |
| 2008               | 2,625,803           | 845,992   | 3,471,795  | 1,895,518                          | 4,387,835 | 3,105,031 | 692,074   | 47,302        | 15,608            | 754,984      | 62,910      | 10,143,369  | 13,615,164 |
| 2009               | 641,098             | 2,351,472 | 2,992,570  | 518,911                            | 3,988,126 | 5,837,952 | 2,186,302 | 246,209       | 6,390             | 2,438,901    | 252,599     | 12,783,890  | 15,776,460 |
| 2010               | 155,326             | 1,320,709 | 1,476,034  | 104,398                            | 201,606   | 2,577,964 | 4,446,577 | 1,536,318     | 160,614           | 6,143,509    | 1,696,932   | 9,027,477   | 10,503,511 |
| 2011               | 263,486             | 608,557   | 872,043    | 209,430                            | 18,004    | 190,084   | 1,786,290 | 1,133,316     | 512,436           | 3,432,042    | 1,645,752   | 3,849,560   | 4,721,602  |
| 2012               | 353,283             | 125,966   | 479,249    | 365,017                            | 15,559    | 56,224    | 535,797   | 96,254        | 403,664           | 1,035,715    | 499,918     | 1,472,516   | 1,951,765  |
| 2013               | 4,567,299           | 15,424    | 4,582,723  | 5,308,251                          | 107,269   | 37,241    | 330,401   | 8,879         | 211,760           | 551,040      | 220,639     | 6,003,802   | 10,586,524 |
| 2014               | 1,052,858           | 93,095    | 1,145,953  | 823,337                            | 343,323   | 237,417   | 238,584   | 2,616         | 100,304           | 341,504      | 102,920     | 1,745,582   | 2,891,535  |
| 2015               | 592,546             | 304,572   | 897,118    | 533,125                            | 228,922   | 246,961   | 232,180   | 17,734        | 49,795            | 299,709      | 67,529      | 1,308,717   | 2,205,835  |
| 2016               | 36,557              | 57,323    | 93,879     | 15,831                             | 11,634    | 47,797    | 67,568    | 12,359        | 3,226             | 83,153       | 15,585      | 158,415     | 252,294    |
| 2017               | 2,831,199           | 105,849   | 2,937,048  | 3,011,883                          | 116,509   | 51,003    | 44,763    | 8,558         | 0                 | 53,321       | 8,558       | 3,232,716   | 6,169,764  |
| 2018               | 15,775,369          | 876,379   | 16,651,748 | 16,808,636                         | 4,091,295 | 1,288,986 | 209,052   | 43,143        | 9,363             | 261,558      | 52,506      | 22,450,475  | 39,102,223 |
| 2019               | 4,267,942           | 2,243,054 | 6,510,996  | 3,932,165                          | 9,892,796 | 2,263,088 | 501,885   | 14,424        | 3,469             | 519,778      | 17,892      | 16,607,826  | 23,118,823 |

-continued-

Table 8.–Page 3 of 6.

| Year        | Females   |           |           | Number sublegal males by size (CW) |           |           |           | Recruit males | Postrecruit males | Mature males | Legal males | Total males | Total crab |
|-------------|-----------|-----------|-----------|------------------------------------|-----------|-----------|-----------|---------------|-------------------|--------------|-------------|-------------|------------|
|             | Juvenile  | Mature    | Total     | <70 mm                             | 70–91 mm  | 92–114 mm | >114 mm   |               |                   |              |             |             |            |
| 2020        | 451,715   | 2,437,812 | 2,889,527 | 496,445                            | 2,270,811 | 3,738,922 | 1,248,113 | 40,942        | 11,122            | 1,300,177    | 52,064      | 7,806,355   | 10,695,882 |
| 2021        | 365,917   | 790,522   | 1,156,439 | 314,569                            | 132,446   | 1,616,695 | 2,953,043 | 203,869       | 25,506            | 3,182,418    | 229,376     | 5,246,128   | 6,402,567  |
| 2022        | 223,994   | 575,232   | 799,226   | 163,099                            | 128,470   | 299,986   | 1,220,914 | 812,597       | 52,880            | 2,086,392    | 865,477     | 2,677,947   | 3,477,173  |
| 2023        | 1,455,131 | 357,165   | 1,812,299 | 1,502,149                          | 85,508    | 99,493    | 249,251   | 119,120       | 73,141            | 441,512      | 192,260     | 2,128,659   | 3,940,958  |
| 2024        | 1,908,904 | 434,632   | 2,343,536 | 1,916,575                          | 120,007   | 216,621   | 306,869   | 13,261        | 55,504            | 375,634      | 68,764      | 2,628,835   | 4,972,373  |
| 2025        | 738,696   | 721,653   | 1,460,349 | 678,357                            | 625,290   | 374,396   | 322,978   | 26,851        | 211,691           | 561,519      | 238,542     | 2,239,562   | 3,699,911  |
| Chignik Bay |           |           |           |                                    |           |           |           |               |                   |              |             |             |            |
| 1989        | 613,506   | 409,256   | 1,022,761 | 615,594                            | 79,454    | 68,660    | 138,830   | 31,456        | 11,860            | 182,146      | 43,316      | 945,854     | 1,968,615  |
| 1990        | 1,418,148 | 419,124   | 1,837,273 | 1,130,312                          | 97,172    | 130,239   | 441,451   | 81,206        | 79,195            | 601,852      | 160,400     | 1,959,574   | 3,796,847  |
| 1991        | 1,039,786 | 471,372   | 1,511,158 | 997,470                            | 95,258    | 48,538    | 125,430   | 64,281        | 63,275            | 252,986      | 127,557     | 1,394,253   | 2,905,411  |
| 1992        | 1,147,423 | 321,991   | 1,469,414 | 1,305,272                          | 91,362    | 69,122    | 34,071    | 0             | 14,828            | 48,899       | 14,828      | 1,514,656   | 2,984,069  |
| 1993        | 819,308   | 215,109   | 1,034,418 | 788,593                            | 464,122   | 305,587   | 185,740   | 21,971        | 63,972            | 271,683      | 85,944      | 1,829,985   | 2,864,402  |
| 1994        | 235,111   | 135,207   | 370,318   | 71,972                             | 520,572   | 513,603   | 142,814   | 28,348        | 33,209            | 204,371      | 61,558      | 1,310,519   | 1,680,837  |
| 1995        | 172,122   | 93,530    | 265,653   | 204,920                            | 3,191     | 52,921    | 174,170   | 82,082        | 14,528            | 270,780      | 96,611      | 531,813     | 797,466    |
| 1996        | 1,000,292 | 128,231   | 1,128,523 | 987,388                            | 34,908    | 44,492    | 248,261   | 263,749       | 72,372            | 584,382      | 336,120     | 1,651,168   | 2,779,691  |
| 1997        | 1,121,411 | 333,003   | 1,454,414 | 1,017,332                          | 268,500   | 165,228   | 234,176   | 148,418       | 80,812            | 463,406      | 229,229     | 1,914,465   | 3,368,879  |
| 1998        | 422,380   | 623,094   | 1,045,474 | 287,692                            | 185,897   | 240,856   | 226,855   | 45,157        | 91,621            | 363,633      | 136,778     | 1,078,078   | 2,123,552  |
| 1999        | 624,039   | 145,492   | 769,530   | 467,811                            | 307,459   | 351,336   | 428,708   | 143,756       | 163,063           | 735,527      | 306,820     | 1,862,134   | 2,631,665  |
| 2000        | 3,090,770 | 427,122   | 3,517,891 | 2,763,800                          | 1,617,600 | 782,372   | 540,226   | 223,265       | 192,684           | 956,175      | 415,948     | 6,119,947   | 9,637,838  |
| 2001        | 2,225,221 | 482,769   | 2,707,990 | 919,916                            | 2,814,170 | 838,300   | 414,731   | 216,632       | 50,872            | 682,235      | 267,503     | 5,254,620   | 7,962,610  |
| 2002        | 242,478   | 562,250   | 804,728   | 109,642                            | 410,471   | 975,819   | 606,376   | 79,224        | 359,085           | 1,044,685    | 438,309     | 2,540,617   | 3,345,345  |
| 2003        | 130,384   | 436,008   | 566,392   | 107,980                            | 113,899   | 319,854   | 438,052   | 66,228        | 130,821           | 635,101      | 197,049     | 1,176,834   | 1,743,226  |
| 2004        | 933,540   | 567,526   | 1,501,066 | 839,543                            | 359,307   | 264,081   | 554,113   | 286,165       | 173,186           | 1,013,464    | 459,350     | 2,476,395   | 3,977,461  |
| 2005        | 1,009,682 | 431,972   | 1,441,654 | 1,030,864                          | 374,324   | 636,603   | 508,776   | 111,884       | 83,992            | 704,652      | 195,876     | 2,746,443   | 4,188,097  |
| 2006        | 1,887,652 | 419,403   | 2,307,055 | 2,570,999                          | 186,324   | 230,915   | 353,628   | 63,156        | 91,936            | 508,720      | 155,092     | 3,496,958   | 5,804,013  |
| 2007        | 641,271   | 577,574   | 1,218,845 | 647,169                            | 393,685   | 549,424   | 417,418   | 99,241        | 37,033            | 553,692      | 136,273     | 2,143,968   | 3,362,813  |
| 2008        | 1,313,008 | 413,796   | 1,726,804 | 1,013,914                          | 809,334   | 897,853   | 658,792   | 138,788       | 46,082            | 843,662      | 184,870     | 3,564,763   | 5,291,567  |
| 2009        | 1,554,631 | 596,337   | 2,150,969 | 958,197                            | 1,048,445 | 1,090,671 | 1,012,322 | 328,687       | 52,621            | 1,393,630    | 381,308     | 4,490,943   | 6,641,912  |
| 2010        | 336,408   | 592,908   | 929,316   | 356,471                            | 345,048   | 817,928   | 1,424,161 | 760,962       | 729,925           | 2,915,048    | 1,490,887   | 4,434,496   | 5,363,812  |
| 2011        | 778,504   | 130,101   | 908,605   | 938,675                            | 16,858    | 160,026   | 588,728   | 135,981       | 527,477           | 1,252,186    | 663,457     | 2,367,745   | 3,276,349  |
| 2012        | 969,321   | 125,869   | 1,095,189 | 1,111,301                          | 15,111    | 36,033    | 198,015   | 57,890        | 185,256           | 441,161      | 243,146     | 1,603,606   | 2,698,796  |
| 2013        | 4,478,988 | 59,198    | 4,538,187 | 6,201,950                          | 97,052    | 29,855    | 64,304    | 1,941         | 72,021            | 138,266      | 73,962      | 6,467,124   | 11,005,310 |
| 2014        | 1,961,754 | 124,532   | 2,086,286 | 2,216,447                          | 421,835   | 141,608   | 22,945    | 0             | 16,530            | 39,475       | 16,530      | 2,819,365   | 4,905,650  |
| 2015        | 635,702   | 283,189   | 918,891   | 318,926                            | 538,036   | 234,591   | 70,634    | 0             | 9,586             | 80,220       | 9,586       | 1,171,774   | 2,090,665  |
| 2016        | 122,989   | 255,345   | 378,335   | 147,021                            | 25,075    | 305,086   | 214,133   | 10,445        | 5,007             | 229,585      | 15,452      | 706,767     | 1,085,102  |

-continued-

Table 8.–Page 4 of 6.

| Year        | Females   |           |           | Number sublegal males by size (CW) |           |           |         | Recruit males | Postrecruit males | Mature males | Legal males | Total males | Total crab |
|-------------|-----------|-----------|-----------|------------------------------------|-----------|-----------|---------|---------------|-------------------|--------------|-------------|-------------|------------|
|             | Juvenile  | Mature    | Total     | <70 mm                             | 70–91 mm  | 92–114 mm | >114 mm |               |                   |              |             |             |            |
| 2017        | 536,694   | 228,827   | 765,521   | 528,286                            | 90,366    | 104,860   | 111,259 | 12,401        | 1,941             | 125,601      | 14,342      | 849,113     | 1,614,634  |
| 2018        | 5,033,386 | 548,657   | 5,582,042 | 4,484,716                          | 711,864   | 574,550   | 423,686 | 35,936        | 3,622             | 463,244      | 39,559      | 6,234,375   | 11,816,417 |
| 2019        | 1,170,640 | 1,623,408 | 2,794,048 | 468,888                            | 1,296,322 | 1,310,763 | 447,662 | 72,878        | 19,167            | 539,707      | 92,045      | 3,615,680   | 6,409,728  |
| 2020        | 458,153   | 1,318,794 | 1,776,947 | 516,694                            | 205,495   | 563,510   | 511,534 | 21,434        | 12,806            | 545,774      | 34,240      | 1,831,474   | 3,608,421  |
| 2021        | 1,297,700 | 1,407,707 | 2,705,407 | 1,206,752                          | 256,174   | 377,044   | 974,781 | 163,900       | 44,702            | 1,183,383    | 208,603     | 3,023,354   | 5,728,760  |
| 2022        | 237,029   | 819,099   | 1,056,128 | 218,414                            | 149,717   | 429,351   | 613,908 | 103,389       | 93,398            | 810,695      | 196,787     | 1,608,178   | 2,664,306  |
| 2023        | 314,461   | 290,053   | 604,511   | 390,988                            | 41,285    | 222,588   | 323,530 | 46,752        | 43,926            | 414,208      | 90,678      | 1,069,065   | 1,673,579  |
| 2024        | 3,052,723 | 707,134   | 3,759,855 | 3,308,287                          | 177,233   | 203,988   | 400,818 | 115,411       | 36,228            | 552,457      | 151,638     | 4,241,962   | 8,001,820  |
| 2025        | 2,689,728 | 1,745,659 | 4,435,387 | 2,715,017                          | 520,440   | 778,218   | 554,127 | 95,616        | 124,127           | 773,869      | 219,742     | 4,787,544   | 9,222,930  |
| Kujulik Bay |           |           |           |                                    |           |           |         |               |                   |              |             |             |            |
| 1989        | 80,262    | 8,101     | 88,363    | 74,797                             | 0         | 8,136     | 7,294   | 807           | 0                 | 8,101        | 807         | 91,034      | 179,397    |
| 1990        | 211,653   | 40,612    | 252,265   | 217,288                            | 807       | 5,400     | 4,506   | 807           | 0                 | 5,313        | 807         | 228,807     | 481,072    |
| 1991        | 7,612     | 948       | 8,560     | 13,539                             | 0         | 0         | 0       | 0             | 0                 | 0            | 0           | 13,539      | 22,098     |
| 1992        | 107,864   | 18,988    | 126,852   | 129,191                            | 760       | 760       | 3,038   | 0             | 1,519             | 4,557        | 1,519       | 135,267     | 262,119    |
| 1993        | 106,844   | 15,935    | 122,779   | 99,092                             | 80,940    | 29,651    | 1,367   | 0             | 0                 | 1,367        | 0           | 211,050     | 333,829    |
| 1994        | 7,560     | 3,190     | 10,750    | 8,976                              | 7,258     | 4,943     | 6,462   | 0             | 2,279             | 8,741        | 2,279       | 29,917      | 40,667     |
| 1995        | 842       | 28,612    | 29,453    | 2,771                              | 0         | 911       | 456     | 0             | 0                 | 456          | 0           | 4,138       | 33,591     |
| 1996        | 227,174   | 7,595     | 234,769   | 184,465                            | 0         | 0         | 0       | 0             | 0                 | 0            | 0           | 184,465     | 419,234    |
| 1997        | 47,555    | 61,288    | 108,843   | 60,483                             | 456       | 3,711     | 14,105  | 0             | 5,425             | 19,530       | 5,425       | 84,179      | 193,022    |
| 1998        | 38,311    | 15,190    | 53,501    | 37,074                             | 0         | 2,279     | 3,798   | 0             | 760               | 4,558        | 760         | 43,910      | 97,410     |
| 1999        | 90,545    | 0         | 90,545    | 85,960                             | 456       | 0         | 0       | 0             | 456               | 456          | 456         | 86,872      | 177,416    |
| 2000        | 212,545   | 949       | 213,494   | 253,014                            | 1,297     | 0         | 0       | 0             | 0                 | 0            | 0           | 254,311     | 467,805    |
| 2001        | 180,903   | 0         | 180,903   | 205,835                            | 760       | 2,514     | 0       | 807           | 0                 | 807          | 807         | 209,915     | 390,818    |
| 2002        | 15,600    | 844       | 16,444    | 16,058                             | 6,049     | 7,555     | 3,376   | 844           | 0                 | 4,220        | 844         | 33,882      | 50,325     |
| 2003        | 370,805   | 0         | 370,805   | 447,148                            | 948       | 0         | 0       | 0             | 0                 | 0            | 0           | 448,096     | 818,901    |
| 2004        | 294,154   | 0         | 294,154   | 341,301                            | 9,538     | 2,279     | 949     | 0             | 0                 | 949          | 0           | 354,067     | 648,221    |
| 2005        | 148,861   | 0         | 148,861   | 141,273                            | 4,084     | 2,069     | 0       | 0             | 0                 | 0            | 0           | 147,427     | 296,287    |
| 2006        | 514,996   | 948       | 515,944   | 802,688                            | 1,801     | 842       | 0       | 0             | 0                 | 0            | 0           | 805,330     | 1,321,274  |
| 2007        | 132,133   | 0         | 132,133   | 156,794                            | 2,139     | 0         | 0       | 0             | 0                 | 0            | 0           | 158,933     | 291,066    |
| 2008        | 397,500   | 3,085     | 400,585   | 420,056                            | 9,358     | 8,233     | 26,431  | 9,606         | 456               | 36,493       | 10,062      | 474,140     | 874,725    |
| 2009        | 263,458   | 182,222   | 445,680   | 157,035                            | 190,351   | 225,421   | 87,855  | 9,183         | 0                 | 97,038       | 9,183       | 669,845     | 1,115,524  |
| 2010        | 44,190    | 120,885   | 165,075   | 29,489                             | 82,910    | 287,032   | 304,547 | 31,861        | 1,519             | 337,927      | 33,380      | 737,357     | 902,432    |
| 2011        | 89,733    | 12,445    | 102,179   | 86,888                             | 456       | 8,810     | 35,859  | 6,194         | 10,762            | 52,815       | 16,957      | 148,970     | 251,148    |
| 2012        | 164,365   | 32,264    | 196,628   | 195,608                            | 3,038     | 7,373     | 25,146  | 0             | 9,114             | 34,260       | 9,114       | 240,279     | 436,907    |
| 2013        | 550,285   | 15,047    | 565,333   | 720,216                            | 32,736    | 6,915     | 6,646   | 0             | 3,798             | 10,444       | 3,798       | 770,311     | 1,335,643  |

-continued-

Table 8.–Page 5 of 6.

| Year                    | Females    |           |            | Number sublegal males by size (CW) |           |           |           | Recruit males | Postrecruit males | Mature males | Legal males | Total males | Total crab |
|-------------------------|------------|-----------|------------|------------------------------------|-----------|-----------|-----------|---------------|-------------------|--------------|-------------|-------------|------------|
|                         | Juvenile   | Mature    | Total      | <70 mm                             | 70–91 mm  | 92–114 mm | >114 mm   |               |                   |              |             |             |            |
| 2014                    | 298,364    | 4,296     | 302,660    | 246,208                            | 15,054    | 4,342     | 2,641     | 0             | 1,519             | 4,160        | 1,519       | 269,764     | 572,424    |
| 2015                    | 15,150     | 911       | 16,061     | 11,283                             | 10,528    | 10,960    | 0         | 0             | 0                 | 0            | 0           | 32,772      | 48,833     |
| 2016                    | 0          | 3,646     | 3,646      | 1,789                              | 911       | 1,367     | 456       | 0             | 0                 | 456          | 0           | 4,524       | 8,169      |
| 2017                    | 66,507     | 0         | 66,507     | 92,823                             | 456       | 911       | 1,823     | 0             | 0                 | 1,823        | 0           | 96,013      | 162,520    |
| 2018                    | 1,021,948  | 0         | 1,021,948  | 469,555                            | 790,357   | 41,287    | 5,898     | 0             | 0                 | 5,898        | 0           | 1,307,097   | 2,329,045  |
| 2019                    | 23,361     | 0         | 23,361     | 27,898                             | 1,297     | 807       | 0         | 0             | 0                 | 0            | 0           | 30,002      | 53,362     |
| 2020                    | 142,146    | 6,822     | 148,968    | 138,690                            | 68,180    | 24,710    | 7,521     | 1,074         | 0                 | 8,595        | 1,074       | 240,175     | 389,143    |
| 2021                    | 123,434    | 0         | 123,434    | 167,909                            | 3,074     | 2,057     | 0         | 0             | 0                 | 0            | 0           | 173,040     | 296,474    |
| 2022                    | 38,014     | 68,704    | 106,717    | 21,832                             | 91,817    | 56,759    | 2,504     | 0             | 0                 | 2,504        | 0           | 172,912     | 279,630    |
| 2023                    | 24,507     | 3,583     | 28,090     | 36,382                             | 0         | 1,433     | 1,433     | 0             | 717               | 2,150        | 717         | 39,964      | 68,053     |
| 2024                    | 79,240     | 10,528    | 89,767     | 91,388                             | 9,475     | 6,918     | 8,573     | 1,805         | 0                 | 10,378       | 1,805       | 118,159     | 207,927    |
| 2025                    | 241,978    | 3,243     | 245,221    | 216,330                            | 35,047    | 10,538    | 13,046    | 0             | 0                 | 13,046       | 0           | 374,962     | 520,182    |
| CHIGNIK DISTRICT TOTALS |            |           |            |                                    |           |           |           |               |                   |              |             |             |            |
| 1989                    | 1,913,480  | 1,734,782 | 3,648,262  | 1,975,832                          | 443,928   | 1,449,675 | 1,069,235 | 262,056       | 94,983            | 1,426,274    | 357,040     | 5,295,709   | 8,943,970  |
| 1990                    | 3,318,980  | 795,266   | 4,114,246  | 3,005,302                          | 294,802   | 439,613   | 1,078,769 | 254,371       | 167,212           | 1,500,351    | 421,583     | 5,240,069   | 9,354,315  |
| 1991                    | 2,898,505  | 1,060,801 | 3,959,306  | 2,800,862                          | 294,642   | 187,470   | 351,278   | 224,778       | 152,029           | 728,085      | 376,807     | 4,011,060   | 7,970,366  |
| 1992                    | 2,705,685  | 866,262   | 3,571,947  | 2,837,143                          | 281,008   | 192,081   | 120,652   | 34,038        | 50,515            | 205,204      | 84,552      | 3,515,436   | 7,087,383  |
| 1993                    | 1,590,934  | 451,662   | 2,042,596  | 1,384,489                          | 1,057,893 | 621,779   | 349,101   | 64,648        | 160,493           | 574,241      | 225,141     | 3,638,402   | 5,680,998  |
| 1994                    | 457,190    | 290,372   | 747,562    | 175,131                            | 782,739   | 776,238   | 275,977   | 70,407        | 78,736            | 425,119      | 149,143     | 2,159,227   | 2,906,789  |
| 1995                    | 678,257    | 308,040   | 986,296    | 812,594                            | 34,610    | 163,167   | 460,752   | 244,958       | 41,033            | 746,743      | 285,991     | 1,757,115   | 2,743,411  |
| 1996                    | 3,158,805  | 358,444   | 3,517,249  | 3,025,923                          | 194,273   | 136,536   | 681,536   | 733,833       | 193,732           | 1,609,101    | 927,565     | 4,965,833   | 8,483,082  |
| 1997                    | 2,671,892  | 801,986   | 3,473,878  | 2,197,801                          | 1,644,851 | 896,072   | 646,836   | 344,643       | 222,043           | 1,213,522    | 566,686     | 5,952,244   | 9,426,122  |
| 1998                    | 1,122,526  | 1,460,024 | 2,582,549  | 803,997                            | 591,365   | 766,259   | 543,916   | 120,232       | 211,272           | 875,420      | 331,504     | 3,037,041   | 5,619,590  |
| 1999                    | 1,377,521  | 314,802   | 1,692,323  | 1,076,391                          | 705,275   | 764,703   | 963,202   | 333,793       | 342,069           | 1,639,063    | 675,862     | 4,185,433   | 5,877,756  |
| 2000                    | 8,010,616  | 1,031,556 | 9,042,172  | 7,377,073                          | 3,582,946 | 1,791,205 | 1,254,444 | 587,988       | 494,858           | 2,337,289    | 1,082,846   | 15,088,513  | 24,130,685 |
| 2001                    | 6,206,102  | 1,364,465 | 7,570,567  | 3,208,506                          | 6,452,090 | 2,102,389 | 1,038,791 | 495,546       | 169,734           | 1,704,071    | 665,280     | 13,467,056  | 21,037,623 |
| 2002                    | 1,303,917  | 989,644   | 2,293,560  | 940,532                            | 2,732,250 | 2,492,695 | 1,031,475 | 129,759       | 398,652           | 1,559,886    | 528,411     | 7,725,363   | 10,018,924 |
| 2003                    | 757,853    | 910,174   | 1,668,027  | 710,029                            | 715,149   | 1,089,366 | 937,609   | 117,153       | 187,357           | 1,242,119    | 304,509     | 3,756,663   | 5,424,690  |
| 2004                    | 2,198,764  | 1,325,995 | 3,524,759  | 2,184,807                          | 613,708   | 1,604,750 | 1,934,742 | 668,801       | 259,527           | 2,863,071    | 928,329     | 7,266,337   | 10,791,096 |
| 2005                    | 3,617,298  | 1,463,081 | 5,080,379  | 3,834,550                          | 709,923   | 886,094   | 970,247   | 246,561       | 160,448           | 1,377,257    | 407,010     | 6,807,825   | 11,888,204 |
| 2006                    | 14,029,377 | 1,048,996 | 15,078,373 | 16,449,702                         | 2,142,160 | 597,259   | 832,721   | 142,127       | 323,073           | 1,297,920    | 465,199     | 20,487,042  | 35,565,414 |
| 2007                    | 5,564,632  | 1,463,121 | 7,027,753  | 5,409,503                          | 4,184,927 | 1,584,832 | 628,881   | 128,248       | 98,721            | 855,850      | 226,969     | 12,035,112  | 19,062,865 |
| 2008                    | 5,560,221  | 2,139,686 | 7,699,907  | 3,938,847                          | 6,816,255 | 5,165,520 | 1,664,353 | 220,833       | 83,177            | 1,968,363    | 304,010     | 17,888,985  | 25,588,892 |
| 2009                    | 2,496,437  | 4,112,240 | 6,608,678  | 1,680,658                          | 5,517,526 | 8,253,936 | 4,297,648 | 630,720       | 93,022            | 5,021,390    | 723,742     | 20,473,509  | 27,082,187 |
| 2010                    | 545,460    | 2,413,529 | 2,958,989  | 504,639                            | 639,616   | 3,863,392 | 7,022,755 | 2,637,005     | 1,071,339         | 10,731,099   | 3,708,344   | 15,738,746  | 18,697,735 |

-continued-

Table 8.–Page 6 of 6.

| Year | Females    |           |            | Number sublegal males by size (CW) |            |           |           | Recruit males | Postrecruit males | Mature males | Legal males | Total males | Total crab |
|------|------------|-----------|------------|------------------------------------|------------|-----------|-----------|---------------|-------------------|--------------|-------------|-------------|------------|
|      | Juvenile   | Mature    | Total      | <70 mm                             | 70–91 mm   | 92–114 mm | >114 mm   |               |                   |              |             |             |            |
| 2011 | 1,230,934  | 888,452   | 2,119,386  | 1,354,785                          | 35,317     | 387,050   | 2,724,049 | 1,504,152     | 1,300,995         | 5,529,196    | 2,805,147   | 7,306,348   | 9,425,734  |
| 2012 | 1,607,585  | 321,059   | 1,928,644  | 1,823,496                          | 36,939     | 106,931   | 812,208   | 160,980       | 620,750           | 1,593,938    | 781,731     | 3,561,305   | 5,489,948  |
| 2013 | 11,595,093 | 222,780   | 11,817,873 | 14,588,120                         | 261,816    | 89,849    | 853,645   | 11,252        | 739,173           | 1,604,069    | 750,425     | 16,543,854  | 28,361,727 |
| 2014 | 3,519,335  | 288,709   | 3,808,044  | 3,434,350                          | 950,422    | 589,392   | 951,393   | 2,616         | 855,134           | 1,809,143    | 857,750     | 6,783,306   | 10,591,350 |
| 2015 | 1,930,540  | 1,840,091 | 3,770,631  | 1,139,537                          | 1,316,572  | 943,470   | 763,371   | 39,437        | 280,090           | 1,082,898    | 319,527     | 4,482,477   | 8,253,108  |
| 2016 | 175,496    | 335,462   | 510,958    | 170,432                            | 58,363     | 669,110   | 552,462   | 47,135        | 8,861             | 608,458      | 55,997      | 1,506,364   | 2,017,322  |
| 2017 | 3,795,533  | 687,006   | 4,482,539  | 3,995,310                          | 244,742    | 206,679   | 254,713   | 66,443        | 9,811             | 330,967      | 76,254      | 4,777,698   | 9,260,237  |
| 2018 | 22,687,326 | 1,497,832 | 24,185,158 | 22,615,851                         | 5,713,161  | 1,940,834 | 672,717   | 89,921        | 16,064            | 778,703      | 105,985     | 31,048,548  | 55,233,706 |
| 2019 | 6,380,558  | 5,266,293 | 11,646,851 | 4,758,157                          | 12,564,458 | 4,108,220 | 1,048,482 | 88,282        | 23,602            | 1,160,365    | 111,883     | 22,591,200  | 34,238,051 |
| 2020 | 1,468,544  | 4,143,481 | 5,612,025  | 1,422,843                          | 3,030,528  | 5,280,689 | 2,225,156 | 66,513        | 25,174            | 2,316,843    | 91,687      | 12,050,902  | 17,662,927 |
| 2021 | 1,980,109  | 2,389,400 | 4,369,509  | 1,851,549                          | 503,301    | 2,224,197 | 4,509,298 | 423,236       | 94,018            | 5,026,553    | 517,254     | 9,605,600   | 13,975,109 |
| 2022 | 578,251    | 1,764,356 | 2,342,608  | 487,698                            | 399,819    | 862,496   | 2,071,467 | 1,004,919     | 171,066           | 3,247,452    | 1,175,985   | 4,997,465   | 7,340,073  |
| 2023 | 1,940,261  | 929,369   | 2,869,630  | 2,089,567                          | 136,075    | 340,852   | 599,972   | 183,342       | 124,682           | 907,997      | 308,024     | 3,474,491   | 6,344,121  |
| 2024 | 5,624,046  | 1,164,974 | 6,789,020  | 5,984,116                          | 316,974    | 430,396   | 729,670   | 132,198       | 91,731            | 953,600      | 223,929     | 785,086     | 14,474,106 |
| 2025 | 3,986,125  | 2,766,554 | 6,752,679  | 3,815,312                          | 1,593,848  | 1,654,249 | 1,040,774 | 138,502       | 340,613           | 1,519,888    | 479,115     | 8,583,297   | 15,335,976 |

Note: CW = carapace width.

Table 9.—Predominant species by weight in the South Peninsula Tanner crab District large-mesh bottom trawl survey, 2025.

| Common name           | Species name                             | % of catch<br>by weight |
|-----------------------|--|-------------------------|
| Flathead sole         | <i>Hippoglossoides elassodon</i>         | 26.8                    |
| Arrowtooth flounder   | <i>Atheresthes stomias</i>               | 17.0                    |
| Yellowfin sole        | <i>Limanda aspera</i>                    | 13.9                    |
| Walleye pollock       | <i>Gadus chalcogrammus</i>               | 13.6                    |
| Starry flounder       | <i>Platichthys stellatus</i>             | 3.3                     |
| Pacific cod           | <i>Gadus macrocephalus</i>               | 2.9                     |
| Tanner crab           | <i>Chionoecetes bairdi</i>               | 2.9                     |
| Purple-orange seastar | <i>Asterias amurensis</i>                | 2.7                     |
| Pacific halibut       | <i>Hippoglossus stenolepis</i>           | 2.1                     |
| Anemone               | Order: Actinaria                         | 1.9                     |
| Big skate             | <i>Beringraja binoculata</i>             | 1.7                     |
| Alaska plaice         | <i>Pleuronectes quadrituberculatus</i>   | 1.6                     |
| Common mud star       | <i>Ctenodiscus crispatus</i>             | 1.2                     |
| Northern rock sole    | <i>Lepidopsetta polyxystra</i>           | 1.0                     |
| Jellyfish             | Class: Schyphozoa                        | 0.8                     |
| Great sculpin         | <i>Myoxocephalus polyacanthocephalus</i> | 0.6                     |
| Oregon triton         | <i>Fusitriton oregonesis</i>             | 0.6                     |
| Rex sole              | <i>Glyptocephalus zachirus</i>           | 0.5                     |
| Sunflower seastar     | <i>Pycnopodia helianthoides</i>          | 0.5                     |
| Hermit crab           | Family: Paguridae                        | 0.5                     |
| All others            | (88 species)                             | 4.0                     |
| Total                 |  | 100.0                   |

Table 10.—Tanner crab abundance estimates from large-mesh bottom trawl surveys in the South Peninsula District, 1988–2025.

| Year         | Females   |           |           | Number sublegal males by size (CW) |           |           |         | Recruit males | Postrecruit males | Mature males | Legal males | Total males | Total crab |
|--------------|-----------|-----------|-----------|------------------------------------|-----------|-----------|---------|---------------|-------------------|--------------|-------------|-------------|------------|
|              | Juvenile  | Mature    | Total     | <70 mm                             | 70–91 mm  | 92–114 mm | >114 mm |               |                   |              |             |             |            |
| Sanak Island |           |           |           |                                    |           |           |         |               |                   |              |             |             |            |
| 1989         | 1,071,609 | 116,990   | 1,188,599 | 1,159,769                          | 23,924    | 31,519    | 64,965  | 6,836         | 0                 | 71,801       | 6,836       | 1,287,012   | 2,475,612  |
| 1990         | 613,067   | 104,693   | 717,759   | 461,081                            | 84,247    | 54,275    | 24,945  | 0             | 0                 | 24,945       | 0           | 624,549     | 1,342,308  |
| 1991         | 502,734   | 30,289    | 533,023   | 515,059                            | 33,734    | 40,658    | 0       | 0             | 0                 | 0            | 0           | 589,451     | 1,122,474  |
| 1992         | 381,603   | 45,333    | 426,936   | 298,380                            | 51,666    | 50,677    | 3,798   | 0             | 0                 | 3,798        | 0           | 404,520     | 831,457    |
| 1993         | 302,560   | 16,821    | 319,382   | 238,481                            | 28,992    | 33,298    | 9,219   | 0             | 0                 | 9,219        | 0           | 309,990     | 629,372    |
| 1994         | 85,509    | 68,742    | 154,251   | 107,676                            | 12,902    | 17,780    | 19,823  | 0             | 0                 | 19,823       | 0           | 158,181     | 312,432    |
| 1996         | 554,162   | 132,998   | 687,159   | 416,750                            | 52,697    | 28,958    | 35,078  | 0             | 0                 | 35,078       | 0           | 533,483     | 1,220,643  |
| 1997         | 103,035   | 51,367    | 154,402   | 76,796                             | 72,742    | 36,436    | 16,670  | 0             | 0                 | 16,670       | 0           | 202,644     | 357,046    |
| 1998         | 279,449   | 401,218   | 680,667   | 377,228                            | 81,490    | 124,402   | 63,941  | 0             | 0                 | 63,941       | 0           | 647,061     | 1,327,728  |
| 1999         | 82,986    | 93,707    | 176,693   | 52,687                             | 5,043     | 42,386    | 20,007  | 0             | 0                 | 20,007       | 0           | 120,123     | 296,816    |
| 2000         | 578,288   | 183,974   | 762,262   | 546,296                            | 59,136    | 93,362    | 32,780  | 0             | 2,522             | 35,302       | 2,522       | 734,096     | 1,496,358  |
| 2001         | 888,598   | 128,542   | 1,017,141 | 770,476                            | 56,030    | 82,059    | 114,929 | 5,043         | 0                 | 119,972      | 5,043       | 1,028,538   | 2,045,678  |
| 2002         | 723,328   | 1,012,099 | 1,735,427 | 714,685                            | 270,911   | 220,390   | 103,390 | 0             | 10,807            | 114,197      | 10,807      | 1,320,182   | 3,055,610  |
| 2003         | 217,863   | 303,284   | 521,146   | 196,525                            | 71,366    | 179,500   | 109,312 | 0             | 10,086            | 119,398      | 10,086      | 566,789     | 1,087,935  |
| 2004         | 710,373   | 200,465   | 910,838   | 648,111                            | 100,068   | 55,618    | 6,674   | 0             | 0                 | 6,674        | 0           | 810,472     | 1,721,310  |
| 2005         | 254,559   | 129,049   | 383,608   | 215,625                            | 85,684    | 59,374    | 0       | 0             | 0                 | 0            | 0           | 360,683     | 744,290    |
| 2006         | 3,111,151 | 64,327    | 3,175,478 | 2,873,715                          | 58,343    | 80,352    | 16,973  | 0             | 0                 | 16,973       | 0           | 3,029,383   | 6,204,861  |
| 2007         | 3,781,814 | 1,664,525 | 5,446,339 | 3,667,268                          | 664,269   | 240,298   | 96,672  | 0             | 0                 | 96,672       | 0           | 4,668,507   | 10,114,846 |
| 2008         | 191,877   | 1,816,432 | 2,008,309 | 843,241                            | 1,791,587 | 322,363   | 33,687  | 0             | 0                 | 33,687       | 0           | 2,990,878   | 4,999,187  |
| 2009         | 77,006    | 660,484   | 737,490   | 96,352                             | 193,365   | 216,739   | 56,268  | 16,437        | 1,925             | 74,630       | 18,363      | 581,086     | 1,318,576  |
| 2010         | 172,832   | 561,272   | 734,104   | 187,437                            | 15,875    | 160,097   | 574,127 | 1,007,317     | 139,894           | 1,721,338    | 1,147,211   | 2,084,748   | 2,818,852  |
| 2011         | 142,196   | 471,130   | 613,326   | 161,882                            | 8,613     | 43,720    | 260,977 | 5,767         | 298,893           | 565,637      | 304,659     | 779,851     | 1,393,177  |
| 2012         | 94,341    | 9,249     | 103,590   | 100,182                            | 8,579     | 7,003     | 75,272  | 0             | 175,433           | 250,705      | 175,433     | 366,468     | 470,058    |
| 2013         | 641,635   | 17,463    | 659,098   | 599,844                            | 27,665    | 12,646    | 14,748  | 0             | 22,781            | 37,529       | 22,781      | 677,683     | 1,336,781  |
| 2014         | 447,197   | 78,897    | 526,094   | 483,931                            | 37,252    | 24,501    | 46,009  | 0             | 68,114            | 114,123      | 68,114      | 659,806     | 1,185,900  |
| 2015         | 529,810   | 4,883     | 534,692   | 470,803                            | 57,119    | 28,274    | 1,631   | 0             | 816               | 2,447        | 816         | 558,643     | 1,093,335  |
| 2016         | 58,959    | 4,747     | 63,706    | 79,259                             | 22,546    | 0         | 0       | 0             | 0                 | 0            | 0           | 101,805     | 165,512    |
| 2017         | 593,897   | 6,198     | 600,094   | 612,081                            | 39,912    | 39,602    | 0       | 0             | 0                 | 0            | 0           | 691,595     | 1,291,689  |
| 2018         | 2,114,936 | 107,904   | 2,222,840 | 1,652,383                          | 473,955   | 69,430    | 34,588  | 0             | 0                 | 34,588       | 0           | 2,230,355   | 4,453,195  |
| 2019         | 1,010,069 | 220,458   | 1,230,527 | 857,223                            | 265,633   | 137,646   | 10,584  | 1,020         | 0                 | 11,604       | 1,020       | 1,272,106   | 2,502,632  |
| 2020         | 480,940   | 120,542   | 601,482   | 518,940                            | 291,276   | 299,541   | 205,853 | 0             | 0                 | 205,853      | 0           | 1,315,610   | 1,917,092  |
| 2021         | 230,801   | 6,304     | 237,105   | 203,559                            | 40,309    | 39,849    | 28,572  | 4,306         | 0                 | 32,878       | 4,306       | 316,596     | 553,700    |
| 2022         | 200,502   | 23,846    | 224,349   | 234,678                            | 29,594    | 79,816    | 61,820  | 0             | 3,152             | 64,971       | 3,152       | 409,059     | 633,408    |

-continued-

Table 10.—Page 2 of 12.

| Year          | Females    |            |            | Number sublegal males by size (CW) |           |            |           | Recruit<br>males | Postrecruit<br>males | Mature<br>males | Legal<br>males | Total<br>males | Total<br>crab |
|---------------|------------|------------|------------|------------------------------------|-----------|------------|-----------|------------------|----------------------|-----------------|----------------|----------------|---------------|
|               | Juvenile   | Mature     | Total      | <70 mm                             | 70–91 mm  | 92–114 mm  | >114 mm   |                  |                      |                 |                |                |               |
| 2023          |            |            |            | <i>not surveyed</i>                |           |            |           |                  |                      |                 |                |                |               |
| 2024          | 222,142    | 20,133     | 242,275    | 275,359                            | 116,400   | 79,804     | 14,163    | 7,216            | 5,043                | 26,422          | 12,259         | 497,983        | 740,260       |
| 2025          | 349,931    | 4,074,903  | 4,424,834  | 465,479                            | 738,717   | 641,614    | 233,732   | 0                | 5,388                | 239,120         | 5,388          | 2,084,929      | 6,509,763     |
| Morzhovoi Bay |            |            |            |                                    |           |            |           |                  |                      |                 |                |                |               |
| 1988          | 382,206    | 212,084    | 594,291    | 195,178                            | 217,394   | 182,048    | 143,394   | 71,941           | 27,350               | 242,685         | 99,291         | 837,305        | 1,431,595     |
| 1989          | 2,898,601  | 659,633    | 3,558,233  | 2,317,305                          | 1,112,697 | 367,325    | 105,349   | 33,216           | 3,911                | 142,476         | 37,127         | 3,939,804      | 7,498,038     |
| 1990          | 1,745,998  | 997,514    | 2,743,512  | 1,169,789                          | 600,711   | 537,516    | 191,160   | 25,710           | 25,560               | 242,430         | 51,269         | 2,550,446      | 5,293,958     |
| 1991          | 1,493,738  | 456,656    | 1,950,395  | 1,138,384                          | 403,856   | 204,545    | 55,914    | 15,385           | 4,074                | 75,373          | 19,460         | 1,822,159      | 3,772,553     |
| 1992          | 323,084    | 809,981    | 1,133,065  | 167,607                            | 433,648   | 261,761    | 190,081   | 31,094           | 21,875               | 243,050         | 52,969         | 1,106,066      | 2,239,131     |
| 1993          | 63,293     | 529,883    | 593,175    | 15,596                             | 143,884   | 366,655    | 348,442   | 59,792           | 64,414               | 472,648         | 124,207        | 998,784        | 1,591,960     |
| 1994          | 35,472     | 238,093    | 273,564    | 7,065                              | 52,802    | 112,947    | 185,344   | 6,269            | 47,526               | 239,139         | 53,795         | 411,953        | 685,517       |
| 1996          | 145,352    | 102,800    | 248,152    | 130,752                            | 21,463    | 13,587     | 49,609    | 5,696            | 29,549               | 84,854          | 35,245         | 250,657        | 498,809       |
| 1997          | 131,871    | 85,797     | 217,668    | 83,771                             | 77,862    | 61,126     | 35,003    | 6,646            | 8,900                | 50,549          | 15,546         | 273,308        | 490,975       |
| 1998          | 804,875    | 1,648,764  | 2,453,639  | 282,155                            | 1,106,788 | 1,344,155  | 308,876   | 38,464           | 68,353               | 415,693         | 106,818        | 3,148,792      | 5,602,431     |
| 1999          | 147,627    | 461,834    | 609,461    | 39,876                             | 282,204   | 530,116    | 727,677   | 59,884           | 57,239               | 844,800         | 117,122        | 1,696,995      | 2,306,456     |
| 2000          | 695,218    | 735,206    | 1,430,424  | 611,299                            | 148,105   | 365,675    | 700,497   | 440,736          | 97,987               | 1,239,220       | 538,723        | 2,364,299      | 3,794,723     |
| 2001          | 891,010    | 282,221    | 1,173,231  | 559,249                            | 789,124   | 193,152    | 218,954   | 184,925          | 115,104              | 518,983         | 300,028        | 2,060,508      | 3,233,739     |
| 2002          | 1,732,791  | 640,180    | 2,372,972  | 1,112,633                          | 1,168,992 | 669,114    | 278,842   | 39,824           | 142,365              | 461,031         | 182,188        | 3,411,769      | 5,784,741     |
| 2003          | 522,858    | 1,582,660  | 2,105,517  | 110,580                            | 1,265,914 | 845,213    | 402,012   | 38,984           | 99,107               | 540,103         | 138,091        | 2,761,809      | 4,867,326     |
| 2004          | 310,275    | 1,604,401  | 1,914,676  | 263,682                            | 181,095   | 1,486,505  | 2,308,993 | 261,101          | 169,424              | 2,739,518       | 430,525        | 4,670,800      | 6,585,476     |
| 2005          | 435,187    | 3,632,209  | 4,067,395  | 364,056                            | 169,121   | 374,197    | 1,292,309 | 490,054          | 203,090              | 1,985,453       | 693,143        | 2,892,827      | 6,960,223     |
| 2006          | 14,323,766 | 2,042,063  | 16,365,829 | 13,739,047                         | 503,205   | 279,129    | 1,012,894 | 258,921          | 272,397              | 1,544,212       | 531,318        | 16,065,594     | 32,431,423    |
| 2007          | 10,730,002 | 1,910,978  | 12,640,979 | 7,072,510                          | 6,303,262 | 1,719,698  | 2,146,565 | 509,959          | 233,030              | 2,889,554       | 742,989        | 17,985,024     | 30,626,004    |
| 2008          | 3,406,468  | 11,254,260 | 14,660,728 | 909,474                            | 5,521,111 | 12,297,310 | 1,914,509 | 762,051          | 240,074              | 2,916,634       | 1,002,124      | 21,644,527     | 36,305,255    |
| 2009          | 262,476    | 2,399,536  | 2,662,012  | 153,194                            | 526,885   | 3,968,440  | 7,748,391 | 356,468          | 22,421               | 8,127,280       | 378,890        | 12,775,800     | 15,437,812    |
| 2010          | 52,611     | 2,515,796  | 2,568,407  | 46,002                             | 19,241    | 291,832    | 2,396,564 | 4,905,565        | 312,421              | 7,614,550       | 5,217,986      | 7,971,625      | 10,540,032    |
| 2011          | 227,541    | 1,278,770  | 1,506,311  | 241,052                            | 6,444     | 77,932     | 794,013   | 1,334,213        | 1,963,573            | 4,091,799       | 3,297,786      | 4,417,229      | 5,923,540     |
| 2012          | 263,885    | 750,827    | 1,014,712  | 230,587                            | 28,624    | 19,775     | 362,298   | 73,213           | 1,262,561            | 1,698,072       | 1,335,774      | 1,977,057      | 2,991,769     |
| 2013          | 4,566,777  | 134,518    | 4,701,295  | 4,986,701                          | 223,637   | 41,648     | 90,395    | 1,938            | 559,230              | 651,563         | 561,168        | 5,903,548      | 10,604,843    |
| 2014          | 2,590,660  | 1,654,501  | 4,245,162  | 1,269,606                          | 885,665   | 843,606    | 820,593   | 0                | 1,204,751            | 2,025,344       | 1,204,751      | 5,024,221      | 9,269,382     |
| 2015          | 1,361,811  | 2,089,782  | 3,451,593  | 203,591                            | 2,008,982 | 3,169,705  | 1,136,257 | 151,603          | 128,451              | 1,416,311       | 280,054        | 6,798,590      | 10,250,183    |
| 2016          | 104,920    | 2,566,146  | 2,671,067  | 59,883                             | 118,343   | 1,178,684  | 2,248,925 | 103,907          | 335,478              | 2,688,310       | 439,386        | 4,045,220      | 6,716,287     |
| 2017          | 91,849     | 359,370    | 451,219    | 84,656                             | 5,418     | 153,358    | 559,555   | 44,088           | 37,336               | 640,979         | 81,424         | 884,411        | 1,335,630     |

-continued-

Table 10.—Page 3 of 12.

| Year                   | Females   |           |           | Number sublegal males by size (CW) |           |           |           | Recruit males | Postrecruit males | Mature males | Legal males | Total males | Total crab |
|------------------------|-----------|-----------|-----------|------------------------------------|-----------|-----------|-----------|---------------|-------------------|--------------|-------------|-------------|------------|
|                        | Juvenile  | Mature    | Total     | <70 mm                             | 70–91 mm  | 92–114 mm | >114 mm   |               |                   |              |             |             |            |
| 2018                   | 2,759,489 | 633,829   | 3,393,318 | 1,907,093                          | 282,470   | 329,193   | 612,292   | 130,682       | 45,032            | 788,006      | 175,713     | 3,306,761   | 6,700,080  |
| 2019                   | 3,209,369 | 1,025,348 | 4,234,716 | 1,318,083                          | 3,227,248 | 758,263   | 812,677   | 10,978        | 254,657           | 1,078,312    | 265,634     | 6,381,906   | 10,616,622 |
| 2020                   | 2,915,898 | 6,489,757 | 9,405,656 | 1,226,128                          | 1,650,745 | 3,460,555 | 1,146,979 | 26,536        | 34,042            | 1,207,557    | 60,579      | 7,544,986   | 16,950,642 |
| 2021                   | 256,658   | 1,482,005 | 1,738,663 | 80,268                             | 252,405   | 1,409,072 | 6,420,471 | 844,703       | 22,346            | 7,287,520    | 867,049     | 9,029,265   | 10,767,928 |
| 2022                   | 19,685    | 1,710,136 | 1,729,821 | 28,106                             | 55,713    | 225,389   | 2,569,492 | 1,371,942     | 463,879           | 4,405,313    | 1,835,821   | 4,714,521   | 6,444,342  |
| 2023                   | 149,076   | 858,730   | 1,007,807 | 165,317                            | 12,336    | 51,236    | 546,924   | 76,175        | 560,536           | 1,183,635    | 636,711     | 1,412,525   | 2,420,331  |
| 2024                   | 126,921   | 454,792   | 581,713   | 145,222                            | 8,931     | 70,394    | 549,857   | 51,821        | 814,506           | 1,416,184    | 866,326     | 1,640,734   | 2,222,444  |
| 2025                   | 2,427,484 | 571,371   | 2,998,855 | 2,330,103                          | 30,378    | 75,083    | 357,574   | 7,059         | 339,412           | 704,045      | 346,471     | 3,139,609   | 6,138,464  |
| Cold Bay/Belkofski Bay |           |           |           |                                    |           |           |           |               |                   |              |             |             |            |
| 1988                   | 154,528   | 174,185   | 328,712   | 78,697                             | 140,498   | 144,950   | 114,498   | 42,134        | 21,632            | 178,264      | 63,765      | 542,408     | 871,121    |
| 1989                   | 270,772   | 45,664    | 316,437   | 264,605                            | 24,217    | 22,372    | 12,573    | 4,097         | 595               | 17,265       | 4,692       | 328,459     | 644,896    |
| 1990                   | 1,673,769 | 740,975   | 2,414,745 | 1,373,630                          | 520,032   | 306,855   | 262,988   | 102,353       | 65,056            | 430,397      | 167,408     | 2,630,913   | 5,045,657  |
| 1991                   | 470,501   | 642,245   | 1,112,746 | 500,470                            | 132,802   | 247,217   | 494,518   | 77,979        | 152,967           | 725,464      | 230,946     | 1,605,952   | 2,718,698  |
| 1992                   | 170,387   | 180,121   | 350,509   | 86,414                             | 106,564   | 96,957    | 147,230   | 40,119        | 41,840            | 229,189      | 81,958      | 519,125     | 869,634    |
| 1993                   | 95,571    | 277,803   | 373,374   | 63,082                             | 85,425    | 159,343   | 145,874   | 36,568        | 22,785            | 205,227      | 59,353      | 513,076     | 886,450    |
| 1994                   | 92,565    | 227,474   | 320,040   | 27,663                             | 53,392    | 64,267    | 78,254    | 27,579        | 10,288            | 116,121      | 37,867      | 261,444     | 581,483    |
| 1996                   | 327,368   | 15,586    | 342,955   | 258,965                            | 59,794    | 38,484    | 31,147    | 24,510        | 3,199             | 58,856       | 27,709      | 416,098     | 759,053    |
| 1997                   | 92,334    | 12,418    | 104,752   | 38,372                             | 58,863    | 90,892    | 81,128    | 37,536        | 1,378             | 120,042      | 38,914      | 308,168     | 412,921    |
| 1998                   | 384,885   | 154,914   | 539,799   | 113,933                            | 289,248   | 352,476   | 183,679   | 49,039        | 26,042            | 258,760      | 75,081      | 1,014,417   | 1,554,216  |
| 1999                   | 111,645   | 80,923    | 192,568   | 61,223                             | 59,310    | 262,550   | 295,350   | 64,491        | 26,794            | 386,635      | 91,284      | 769,716     | 962,284    |
| 2000                   | 455,240   | 221,578   | 676,818   | 550,631                            | 107,735   | 284,006   | 327,965   | 198,169       | 19,199            | 545,333      | 217,369     | 1,487,705   | 2,164,524  |
| 2001                   | 979,409   | 68,623    | 1,048,032 | 857,965                            | 153,480   | 160,450   | 166,003   | 100,175       | 19,893            | 286,071      | 120,068     | 1,457,966   | 2,505,998  |
| 2002                   | 949,717   | 273,704   | 1,223,420 | 502,630                            | 464,037   | 321,097   | 218,041   | 60,958        | 104,971           | 383,970      | 165,929     | 1,671,734   | 2,895,154  |
| 2003                   | 490,346   | 254,238   | 744,584   | 260,285                            | 322,598   | 319,390   | 82,439    | 0             | 10,855            | 93,294       | 10,855      | 995,567     | 1,740,152  |
| 2004                   | 623,516   | 134,041   | 757,557   | 425,450                            | 330,654   | 398,480   | 192,332   | 22,874        | 2,531             | 217,737      | 25,405      | 1,372,321   | 2,129,878  |
| 2005                   | 992,894   | 218,679   | 1,211,573 | 710,074                            | 296,590   | 278,636   | 179,920   | 22,574        | 16,203            | 218,697      | 38,778      | 1,503,998   | 2,715,571  |
| 2006                   | 2,648,711 | 420,921   | 3,069,632 | 2,061,236                          | 466,729   | 562,538   | 233,995   | 27,671        | 13,589            | 275,255      | 41,261      | 3,365,760   | 6,435,391  |
| 2007                   | 3,845,192 | 1,360,194 | 5,205,387 | 894,931                            | 1,862,982 | 740,359   | 364,053   | 39,921        | 869               | 404,843      | 40,790      | 3,903,114   | 9,108,501  |
| 2008                   | 1,007,954 | 3,859,704 | 4,867,658 | 185,436                            | 2,091,727 | 3,977,519 | 1,144,766 | 95,257        | 86,475            | 1,326,498    | 181,732     | 7,581,181   | 12,448,838 |
| 2009                   | 763,603   | 1,306,810 | 2,070,413 | 420,556                            | 263,320   | 788,006   | 3,184,681 | 348,428       | 43,108            | 3,576,217    | 391,536     | 5,048,099   | 7,118,513  |
| 2010                   | 268,382   | 2,653,859 | 2,922,241 | 229,932                            | 77,078    | 369,306   | 1,525,723 | 1,374,299     | 362,925           | 3,262,947    | 1,737,225   | 3,939,264   | 6,861,505  |
| 2011                   | 480,532   | 945,794   | 1,426,326 | 433,755                            | 59,300    | 82,407    | 449,026   | 69,628        | 798,319           | 1,316,973    | 867,948     | 1,892,436   | 3,318,762  |
| 2012                   | 343,294   | 171,848   | 515,142   | 395,748                            | 85,499    | 160,419   | 177,456   | 19,926        | 196,032           | 393,414      | 215,957     | 1,035,080   | 1,550,223  |

-continued-

Table 10.–Page 4 of 12.

| Year                   | Females   |           |            | Number sublegal males by size (CW) |           |           |           | Recruit males | Postrecruit males | Mature males | Legal males | Total males | Total crab |
|------------------------|-----------|-----------|------------|------------------------------------|-----------|-----------|-----------|---------------|-------------------|--------------|-------------|-------------|------------|
|                        | Juvenile  | Mature    | Total      | <70 mm                             | 70–91 mm  | 92–114 mm | >114 mm   |               |                   |              |             |             |            |
| 2013                   | 3,185,469 | 43,766    | 3,229,235  | 3,062,065                          | 198,282   | 35,673    | 94,160    | 70,339        | 78,183            | 242,682      | 148,522     | 3,538,702   | 6,767,937  |
| 2014                   | 839,929   | 109,253   | 949,182    | 799,959                            | 456,296   | 195,183   | 82,194    | 3,471         | 76,107            | 161,772      | 79,578      | 1,613,210   | 2,562,392  |
| 2015                   | 384,938   | 372,632   | 757,570    | 110,552                            | 412,098   | 496,242   | 246,184   | 15,326        | 58,232            | 319,742      | 73,559      | 1,338,635   | 2,096,205  |
| 2016                   | 31,557    | 678,225   | 709,782    | 35,536                             | 79,012    | 502,974   | 634,564   | 10,191        | 87,515            | 732,270      | 97,707      | 1,349,793   | 2,059,575  |
| 2017                   | 21,177    | 44,902    | 66,079     | 27,712                             | 10,329    | 39,475    | 71,536    | 16,704        | 3,846             | 92,086       | 20,550      | 169,602     | 235,681    |
| 2018                   | 8,871,246 | 51,172    | 8,922,418  | 7,418,348                          | 27,752    | 61,031    | 63,577    | 3,205         | 10,031            | 76,813       | 13,236      | 7,583,943   | 16,506,360 |
| 2019                   | 8,939,526 | 4,415,377 | 13,354,903 | 4,456,219                          | 4,558,343 | 924,114   | 100,239   | 1,073         | 22,723            | 124,035      | 23,797      | 10,062,711  | 23,417,614 |
| 2020                   | 4,632,877 | 5,076,990 | 9,709,867  | 1,439,755                          | 4,257,966 | 5,288,775 | 1,643,353 | 0             | 1,484             | 1,644,837    | 1,484       | 12,631,334  | 22,341,201 |
| 2021                   | 257,122   | 1,817,601 | 2,074,724  | 159,063                            | 502,053   | 2,784,458 | 2,060,154 | 41,714        | 4,184             | 2,106,052    | 45,898      | 5,551,626   | 7,626,350  |
| 2022                   | 78,561    | 263,756   | 342,317    | 45,125                             | 47,249    | 356,776   | 1,171,959 | 248,029       | 31,855            | 1,451,843    | 279,884     | 1,900,994   | 2,243,310  |
| 2023                   | 127,679   | 437,162   | 564,841    | 98,886                             | 40,838    | 150,698   | 593,518   | 54,154        | 167,398           | 815,070      | 221,552     | 1,105,491   | 1,670,335  |
| 2024                   | 125,344   | 136,005   | 261,348    | 75,010                             | 58,367    | 77,210    | 344,324   | 10,550        | 181,615           | 536,489      | 192,165     | 747,078     | 1,008,428  |
| 2025                   | 777,517   | 145,833   | 923,350    | 708,643                            | 114,002   | 86,876    | 160,204   | 5,304         | 78,982            | 244,491      | 84,287      | 1,154,012   | 2,077,362  |
| Pavlof Bay/Volcano Bay |           |           |            |                                    |           |           |           |               |                   |              |             |             |            |
| 1988                   | 313,566   | 549,017   | 862,583    | 268,008                            | 153,755   | 401,397   | 347,799   | 165,432       | 116,559           | 629,790      | 281,991     | 1,452,951   | 2,315,534  |
| 1989                   | 637,409   | 1,352,253 | 1,989,661  | 451,722                            | 342,817   | 239,718   | 283,577   | 71,474        | 58,155            | 413,206      | 129,630     | 1,447,464   | 3,437,126  |
| 1990                   | 958,806   | 1,847,616 | 2,806,422  | 763,433                            | 427,831   | 441,605   | 259,272   | 53,750        | 112,433           | 425,455      | 166,184     | 2,058,325   | 4,864,746  |
| 1991                   | 393,784   | 435,464   | 829,248    | 351,694                            | 69,141    | 209,085   | 196,453   | 40,770        | 72,496            | 309,719      | 113,267     | 939,640     | 1,768,888  |
| 1992                   | 144,427   | 141,322   | 285,749    | 49,940                             | 122,383   | 80,050    | 108,928   | 31,222        | 16,794            | 156,944      | 48,016      | 409,317     | 695,066    |
| 1993                   | 108,728   | 157,077   | 265,805    | 63,795                             | 136,919   | 407,181   | 195,380   | 36,763        | 25,929            | 258,072      | 62,692      | 865,968     | 1,131,773  |
| 1994                   | 45,494    | 87,265    | 132,759    | 23,807                             | 55,670    | 91,830    | 145,799   | 55,073        | 27,928            | 228,800      | 83,001      | 400,106     | 532,865    |
| 1996                   | 285,703   | 50,315    | 336,018    | 273,085                            | 48,101    | 31,696    | 57,705    | 15,830        | 10,740            | 84,275       | 26,569      | 437,156     | 773,174    |
| 1997                   | 67,288    | 68,916    | 136,205    | 33,930                             | 52,206    | 88,237    | 54,524    | 5,677         | 31,557            | 91,758       | 37,234      | 266,130     | 402,335    |
| 1998                   | 121,884   | 169,032   | 290,916    | 33,562                             | 182,199   | 331,302   | 410,735   | 8,552         | 56,213            | 475,500      | 64,765      | 1,022,562   | 1,313,478  |
| 1999                   | 43,986    | 75,716    | 119,702    | 39,180                             | 36,755    | 103,570   | 111,380   | 78,715        | 9,462             | 199,557      | 88,177      | 379,062     | 498,764    |
| 2000                   | 1,205,702 | 228,029   | 1,433,731  | 1,050,158                          | 227,837   | 148,488   | 243,698   | 92,282        | 28,648            | 364,628      | 120,930     | 1,791,111   | 3,224,843  |
| 2001                   | 628,232   | 214,597   | 842,829    | 365,285                            | 333,556   | 231,300   | 146,123   | 42,690        | 29,798            | 218,611      | 72,488      | 1,148,751   | 1,991,581  |
| 2002                   | 1,145,467 | 397,083   | 1,542,551  | 1,084,568                          | 369,826   | 548,561   | 416,735   | 45,909        | 44,851            | 507,495      | 90,761      | 2,510,451   | 4,053,001  |
| 2003                   | 177,293   | 256,191   | 433,483    | 125,160                            | 189,688   | 315,450   | 333,705   | 43,423        | 80,899            | 458,027      | 124,322     | 1,088,325   | 1,521,808  |
| 2004                   | 250,941   | 309,147   | 560,089    | 223,878                            | 96,000    | 532,338   | 392,736   | 104,081       | 111,330           | 608,147      | 215,411     | 1,460,363   | 2,020,451  |
| 2005                   | 1,049,524 | 324,603   | 1,374,127  | 965,782                            | 331,121   | 299,427   | 411,376   | 30,701        | 75,657            | 517,734      | 106,357     | 2,114,064   | 3,488,192  |
| 2006                   | 3,242,500 | 318,585   | 3,561,085  | 3,175,655                          | 685,077   | 362,260   | 229,241   | 27,509        | 55,737            | 312,487      | 83,246      | 4,535,479   | 8,096,564  |
| 2007                   | 1,541,678 | 761,402   | 2,303,080  | 1,078,924                          | 1,384,185 | 972,682   | 560,981   | 68,765        | 65,665            | 695,411      | 134,430     | 4,131,203   | 6,434,283  |
| 2008                   | 1,906,206 | 2,095,001 | 4,001,207  | 495,037                            | 3,165,631 | 2,608,310 | 1,628,468 | 318,411       | 27,823            | 1,974,702    | 346,233     | 8,243,680   | 12,244,887 |

-continued-

Table 10.—Page 5 of 12.

| Year                              | Females   |           |           | Number sublegal males by size (CW) |           |           |           | Recruit males | Postrecruit males | Mature males | Legal males | Total males | Total crab |
|-----------------------------------|-----------|-----------|-----------|------------------------------------|-----------|-----------|-----------|---------------|-------------------|--------------|-------------|-------------|------------|
|                                   | Juvenile  | Mature    | Total     | <70 mm                             | 70–91 mm  | 92–114 mm | >114 mm   |               |                   |              |             |             |            |
| 2009                              | 1,284,163 | 2,545,455 | 3,829,618 | 921,323                            | 885,708   | 3,142,115 | 4,979,100 | 1,266,474     | 177,003           | 6,422,577    | 1,443,478   | 11,371,724  | 15,201,342 |
| 2010                              | 603,453   | 1,323,816 | 1,927,269 | 471,609                            | 386,789   | 627,222   | 2,287,170 | 1,729,591     | 607,602           | 4,624,363    | 2,337,193   | 6,109,983   | 8,037,252  |
| 2011                              | 359,196   | 539,768   | 898,964   | 365,824                            | 180,737   | 179,175   | 752,977   | 179,119       | 1,116,602         | 2,048,698    | 1,295,721   | 2,774,434   | 3,673,398  |
| 2012                              | 505,467   | 325,240   | 830,707   | 530,227                            | 53,420    | 216,839   | 428,058   | 37,003        | 543,757           | 1,008,818    | 580,760     | 1,809,304   | 2,640,010  |
| 2013                              | 5,608,995 | 268,530   | 5,877,525 | 6,186,882                          | 787,491   | 124,511   | 173,997   | 45,116        | 113,486           | 332,599      | 158,602     | 7,431,483   | 13,309,008 |
| 2014                              | 1,360,577 | 329,690   | 1,690,267 | 984,613                            | 1,128,252 | 681,616   | 248,743   | 28,556        | 175,864           | 453,163      | 204,420     | 3,247,644   | 4,937,911  |
| 2015                              | 144,688   | 375,842   | 520,530   | 100,973                            | 520,217   | 1,266,835 | 709,500   | 36,784        | 39,731            | 786,015      | 76,514      | 2,674,039   | 3,194,569  |
| 2016                              | 195,213   | 191,069   | 386,282   | 230,037                            | 50,024    | 419,440   | 628,571   | 57,156        | 136,384           | 822,111      | 193,539     | 1,521,612   | 1,907,894  |
| 2017                              | 226,748   | 122,155   | 348,903   | 200,519                            | 53,196    | 78,010    | 128,452   | 20,457        | 13,644            | 162,553      | 34,101      | 494,278     | 843,181    |
| 2018                              | 4,623,631 | 240,759   | 4,864,390 | 4,412,957                          | 237,177   | 220,631   | 180,636   | 12,233        | 18,223            | 211,092      | 30,456      | 5,081,857   | 9,946,247  |
| 2019                              | 5,351,978 | 2,198,880 | 7,550,859 | 4,700,430                          | 3,969,188 | 1,278,596 | 292,585   | 32,153        | 16,737            | 341,475      | 48,889      | 10,289,688  | 17,840,547 |
| 2020                              | 2,925,145 | 2,969,081 | 5,894,226 | 1,587,376                          | 4,081,461 | 3,929,040 | 1,202,034 | 73,791        | 50,804            | 1,326,629    | 124,595     | 10,924,506  | 16,818,732 |
| 2021                              | 768,297   | 984,479   | 1,752,776 | 547,555                            | 1,150,176 | 2,189,944 | 3,285,249 | 640,614       | 83,531            | 4,009,394    | 724,145     | 7,897,070   | 9,649,845  |
| 2022                              | 624,338   | 1,390,680 | 2,015,018 | 504,246                            | 425,422   | 982,217   | 1,848,373 | 1,106,234     | 113,867           | 3,068,474    | 1,220,100   | 4,980,358   | 6,995,376  |
| 2023                              | 250,357   | 798,320   | 1,048,673 | 148,982                            | 321,797   | 409,688   | 946,129   | 428,401       | 429,915           | 1,804,445    | 858,314     | 2,684,909   | 3,733,582  |
| 2024                              | 241,896   | 763,419   | 1,005,316 | 237,551                            | 162,715   | 418,521   | 676,590   | 81,579        | 379,948           | 1,138,117    | 461,528     | 1,956,903   | 2,962,222  |
| 2025                              | 1,572,799 | 637,085   | 2,209,884 | 1,374,214                          | 315,072   | 231,541   | 436,304   | 129,797       | 284,058           | 850,159      | 413,855     | 2,770,986   | 4,980,870  |
| Beaver Bay/Balboa Bay/Unga Strait |           |           |           |                                    |           |           |           |               |                   |              |             |             |            |
| 1988                              | 84,044    | 55,859    | 139,903   | 66,547                             | 56,280    | 38,238    | 21,210    | 5,084         | 11,617            | 37,911       | 16,701      | 198,976     | 338,879    |
| 1989                              | 154,128   | 245,352   | 399,480   | 160,920                            | 54,874    | 50,883    | 34,036    | 0             | 5,072             | 39,108       | 5,072       | 305,785     | 705,266    |
| 1990                              | 394,474   | 480,919   | 875,393   | 400,104                            | 37,363    | 155,377   | 93,314    | 16,311        | 6,615             | 116,240      | 22,926      | 709,084     | 1,584,478  |
| 1991                              | 354,669   | 188,534   | 543,203   | 332,197                            | 35,106    | 59,938    | 51,440    | 5,013         | 3,073             | 59,526       | 8,086       | 486,766     | 1,029,969  |
| 1992                              | 96,614    | 130,297   | 226,911   | 104,388                            | 30,477    | 47,470    | 20,585    | 2,509         | 2,026             | 25,120       | 4,536       | 207,457     | 434,368    |
| 1993                              | 18,739    | 43,104    | 61,843    | 29,917                             | 9,532     | 31,285    | 33,350    | 3,164         | 4,361             | 40,875       | 7,525       | 111,609     | 173,452    |
| 1994                              | 10,056    | 31,136    | 41,193    | 10,846                             | 4,361     | 11,237    | 24,652    | 2,254         | 5,845             | 32,751       | 8,100       | 59,195      | 100,388    |
| 1996                              | 821,169   | 5,040     | 826,209   | 859,653                            | 15,533    | 10,706    | 10,286    | 715           | 368               | 11,369       | 1,083       | 897,261     | 1,723,470  |
| 1997                              | 121,975   | 40,475    | 162,450   | 99,344                             | 73,182    | 18,189    | 6,765     | 0             | 1,946             | 8,711        | 1,946       | 199,425     | 361,876    |
| 1998                              | 125,992   | 81,699    | 207,691   | 93,260                             | 39,343    | 56,276    | 4,983     | 0             | 0                 | 4,983        | 0           | 193,862     | 401,554    |
| 1999                              | 34,813    | 72,131    | 106,944   | 79,532                             | 10,811    | 41,261    | 31,840    | 860           | 0                 | 32,700       | 860         | 164,303     | 271,247    |
| 2000                              | 447,951   | 37,324    | 485,275   | 429,730                            | 6,818     | 23,242    | 22,112    | 1,356         | 1,356             | 24,824       | 2,713       | 484,615     | 969,890    |
| 2001                              | 896,875   | 78,421    | 975,296   | 954,488                            | 72,153    | 18,401    | 9,565     | 0             | 0                 | 9,565        | 0           | 1,054,607   | 2,029,903  |
| 2002                              | 647,596   | 316,782   | 964,378   | 568,732                            | 679,101   | 354,635   | 36,225    | 0             | 13,518            | 49,743       | 13,518      | 1,652,211   | 2,616,589  |
| 2003                              | 83,251    | 252,020   | 335,271   | 38,327                             | 121,196   | 246,506   | 135,913   | 7,971         | 9,653             | 153,537      | 17,625      | 559,567     | 894,837    |

-continued-

Table 10.—Page 6 of 12.

| Year              | Females   |           |           | Number sublegal males by size (CW) |           |           |           | Recruit males | Postrecruit males | Mature males | Legal males | Total males | Total crab |
|-------------------|-----------|-----------|-----------|------------------------------------|-----------|-----------|-----------|---------------|-------------------|--------------|-------------|-------------|------------|
|                   | Juvenile  | Mature    | Total     | <70 mm                             | 70–91 mm  | 92–114 mm | >114 mm   |               |                   |              |             |             |            |
| 2004              | 314,552   | 203,840   | 518,392   | 324,493                            | 108,694   | 181,829   | 145,099   | 37,897        | 4,525             | 187,521      | 42,422      | 802,537     | 1,320,929  |
| 2005              | 2,047,453 | 151,547   | 2,199,000 | 2,598,215                          | 88,384    | 50,776    | 64,770    | 12,483        | 0                 | 77,253       | 12,483      | 2,814,628   | 5,013,628  |
| 2006              | 3,798,944 | 1,083,098 | 4,882,042 | 2,627,015                          | 2,261,311 | 980,257   | 401,123   | 8,703         | 42,734            | 452,560      | 51,437      | 6,321,143   | 11,203,185 |
| 2007              | 631,938   | 1,393,871 | 2,025,809 | 565,420                            | 1,747,628 | 1,405,074 | 476,953   | 25,174        | 4,028             | 506,155      | 29,202      | 4,224,278   | 6,250,086  |
| 2008              | 776,166   | 2,648,413 | 3,424,580 | 403,009                            | 1,904,232 | 2,241,742 | 1,142,965 | 143,383       | 5,737             | 1,292,085    | 149,119     | 5,841,068   | 9,265,648  |
| 2009              | 412,151   | 2,088,703 | 2,500,854 | 284,978                            | 546,196   | 1,115,453 | 1,391,498 | 752,535       | 104,114           | 2,248,147    | 856,649     | 4,194,774   | 6,695,628  |
| 2010              | 80,824    | 693,397   | 774,221   | 48,375                             | 61,533    | 209,207   | 316,332   | 79,125        | 107,567           | 503,024      | 186,692     | 822,140     | 1,596,361  |
| 2011              | 135,534   | 328,380   | 463,914   | 121,775                            | 19,910    | 80,312    | 294,278   | 21,796        | 157,642           | 473,716      | 179,438     | 695,712     | 1,159,626  |
| 2012              | 126,129   | 132,347   | 258,477   | 157,310                            | 1,634     | 44,081    | 394,935   | 8,371         | 259,846           | 663,152      | 268,217     | 866,178     | 1,124,655  |
| 2013              | 1,870,044 | 112,796   | 1,982,840 | 1,710,549                          | 57,369    | 23,485    | 47,763    | 0             | 12,589            | 60,352       | 12,589      | 1,851,756   | 3,834,596  |
| 2014              | 439,347   | 95,103    | 534,450   | 256,516                            | 452,474   | 165,787   | 100,687   | 0             | 49,409            | 150,096      | 49,409      | 1,024,873   | 1,559,323  |
| 2015              | 82,816    | 256,948   | 339,764   | 83,472                             | 126,343   | 299,302   | 143,031   | 0             | 49,261            | 192,292      | 49,261      | 701,409     | 1,041,173  |
| 2016              | 58,376    | 99,710    | 158,086   | 68,857                             | 12,822    | 65,335    | 33,342    | 5,151         | 1,551             | 40,044       | 6,702       | 187,057     | 345,143    |
| 2017              | 210,858   | 26,019    | 236,877   | 234,593                            | 17,150    | 22,173    | 22,888    | 1,513         | 949               | 25,350       | 2,462       | 299,266     | 536,143    |
| 2018              | 1,909,629 | 65,783    | 1,975,412 | 1,995,087                          | 88,717    | 22,389    | 8,278     | 0             | 0                 | 8,278        | 0           | 2,114,471   | 4,089,883  |
| 2019              | 875,967   | 274,278   | 1,150,245 | 1,031,878                          | 924,728   | 305,477   | 55,363    | 0             | 1,583             | 56,946       | 1,583       | 2,319,028   | 3,469,273  |
| 2020              | 449,133   | 1,000,737 | 1,449,870 | 584,359                            | 287,258   | 462,464   | 133,014   | 3,798         | 17,179            | 153,991      | 20,977      | 1,488,072   | 2,937,942  |
| 2021              | 168,230   | 89,062    | 257,292   | 130,864                            | 43,130    | 60,854    | 43,515    | 949           | 0                 | 44,464       | 949         | 279,313     | 536,605    |
| 2022              | 341,885   | 96,751    | 438,636   | 290,898                            | 56,792    | 105,705   | 50,866    | 0             | 2,848             | 53,714       | 2,848       | 507,108     | 945,744    |
| 2023              | 869,813   | 172,516   | 1,042,328 | 953,227                            | 71,094    | 103,916   | 63,334    | 0             | 17,477            | 80,811       | 17,477      | 1,209,052   | 2,251,379  |
| 2024              | 984,584   | 343,414   | 1,327,996 | 968,877                            | 168,937   | 318,914   | 219,803   | 0             | 97,453            | 317,256      | 97,453      | 1,773,981   | 3,101,978  |
| 2025              | 1,359,970 | 725,917   | 2,085,887 | 1,244,345                          | 620,423   | 259,335   | 60,265    | 0             | 7,031             | 67,296       | 7,031       | 2,191,399   | 4,277,286  |
| West Nagai Strait |           |           |           |                                    |           |           |           |               |                   |              |             |             |            |
| 1989              | 250,283   | 193,215   | 443,498   | 291,460                            | 134,656   | 68,629    | 23,042    | 1,859         | 5,184             | 30,085       | 7,044       | 524,830     | 968,328    |
| 1990              | 221,905   | 36,745    | 258,649   | 227,456                            | 16,931    | 17,328    | 5,672     | 0             | 908               | 6,580        | 908         | 268,295     | 526,944    |
| 1991              | 209,316   | 22,390    | 231,706   | 232,608                            | 5,312     | 5,312     | 15,936    | 3,813         | 0                 | 19,749       | 3,813       | 262,981     | 494,688    |
| 1992              | 24,425    | 31,725    | 56,149    | 13,306                             | 8,214     | 18,231    | 7,953     | 0             | 3,165             | 11,118       | 3,165       | 50,869      | 107,019    |
| 1993              | 19,405    | 4,835     | 24,240    | 15,942                             | 9,601     | 74,295    | 14,797    | 908           | 0                 | 15,705       | 908         | 115,543     | 139,783    |
| 1994              | 20,348    | 24,860    | 45,208    | 8,270                              | 24,513    | 29,968    | 27,083    | 8,468         | 0                 | 35,551       | 8,468       | 98,302      | 143,510    |
| 1996              | 48,279    | 4,706     | 52,985    | 38,903                             | 7,431     | 16,597    | 20,148    | 0             | 908               | 21,056       | 908         | 83,987      | 136,972    |
| 1997              | 333,027   | 263,581   | 596,609   | 180,058                            | 292,164   | 173,198   | 25,182    | 0             | 4,706             | 29,888       | 4,706       | 675,308     | 1,271,916  |
| 1998              | 84,814    | 122,947   | 207,761   | 35,755                             | 106,723   | 175,190   | 58,731    | 3,564         | 908               | 63,203       | 4,473       | 380,872     | 588,633    |
| 1999              | 58,649    | 24,684    | 83,333    | 45,435                             | 34,193    | 28,481    | 46,396    | 5,614         | 0                 | 52,010       | 5,614       | 160,119     | 243,452    |
| 2000              | 320,956   | 23,673    | 344,629   | 363,105                            | 5,425     | 5,696     | 18,988    | 5,614         | 1,899             | 26,501       | 7,513       | 400,727     | 745,356    |

-continued-

Table 10.—Page 7 of 12.

| Year         | Females   |           |            | Number sublegal males by size (CW) |           |           |           | Recruit males | Postrecruit males | Mature males | Legal males | Total males | Total crab |
|--------------|-----------|-----------|------------|------------------------------------|-----------|-----------|-----------|---------------|-------------------|--------------|-------------|-------------|------------|
|              | Juvenile  | Mature    | Total      | <70 mm                             | 70–91 mm  | 92–114 mm | >114 mm   |               |                   |              |             |             |            |
| 2001         | 499,827   | 68,359    | 568,187    | 340,804                            | 124,643   | 65,414    | 32,390    | 908           | 0                 | 33,298       | 908         | 564,160     | 1,132,346  |
| 2002         | 180,556   | 126,619   | 307,175    | 82,437                             | 89,359    | 287,060   | 100,975   | 4,747         | 0                 | 105,722      | 4,747       | 564,578     | 871,753    |
| 2003         | 39,252    | 57,640    | 96,892     | 7,610                              | 59,634    | 37,322    | 11,146    | 3,798         | 0                 | 14,944       | 3,798       | 119,510     | 216,402    |
| 2004         | 36,562    | 92,053    | 128,615    | 32,795                             | 11,393    | 59,785    | 46,150    | 12,301        | 1,899             | 60,350       | 14,200      | 164,322     | 292,938    |
| 2005         | 408,938   | 46,500    | 455,439    | 470,142                            | 14,241    | 38,507    | 70,969    | 11,105        | 0                 | 82,074       | 11,105      | 604,964     | 1,060,402  |
| 2006         | 1,141,989 | 123,506   | 1,265,495  | 845,568                            | 605,915   | 152,643   | 115,801   | 908           | 2,725             | 119,434      | 3,633       | 1,723,561   | 2,989,056  |
| 2007         | 843,786   | 1,319,255 | 2,163,041  | 312,698                            | 1,049,571 | 759,822   | 254,535   | 17,053        | 22,738            | 294,326      | 39,791      | 2,416,418   | 4,579,460  |
| 2008         | 708,569   | 4,372,302 | 5,080,872  | 266,909                            | 1,345,091 | 1,627,941 | 814,258   | 47,903        | 22,376            | 884,537      | 70,279      | 4,124,478   | 9,205,349  |
| 2009         | 317,524   | 9,700,973 | 10,018,497 | 95,225                             | 1,300,765 | 2,953,847 | 3,184,350 | 542,833       | 99,061            | 3,826,244    | 641,895     | 8,176,082   | 18,194,579 |
| 2010         | 195,749   | 3,915,918 | 4,111,667  | 186,909                            | 226,833   | 1,225,389 | 2,716,794 | 1,589,320     | 334,556           | 4,640,670    | 1,923,876   | 6,279,801   | 10,391,467 |
| 2011         | 30,610    | 647,622   | 678,232    | 61,775                             | 26,319    | 242,069   | 705,968   | 77,830        | 177,284           | 961,082      | 255,114     | 1,291,245   | 1,969,477  |
| 2012         | 61,283    | 131,546   | 192,829    | 117,152                            | 9,128     | 48,713    | 407,854   | 39,305        | 361,701           | 808,860      | 401,007     | 983,854     | 1,176,683  |
| 2013         | 1,575,859 | 75,150    | 1,651,009  | 1,461,384                          | 79,493    | 52,908    | 192,674   | 3,798         | 90,378            | 286,850      | 94,176      | 1,880,635   | 3,531,644  |
| 2014         | 697,452   | 204,010   | 901,461    | 257,673                            | 450,735   | 158,082   | 142,955   | 0             | 47,241            | 190,196      | 47,241      | 1,056,684   | 1,958,146  |
| 2015         | 131,990   | 174,761   | 306,751    | 36,967                             | 184,383   | 486,885   | 201,491   | 7,331         | 6,122             | 214,944      | 13,452      | 923,178     | 1,229,928  |
| 2016         | 13,830    | 2,697,909 | 2,711,739  | 0                                  | 47,031    | 465,315   | 476,731   | 5,219         | 23,855            | 505,805      | 29,074      | 1,018,151   | 3,729,890  |
| 2017         | 1,139,012 | 554,417   | 1,693,430  | 1,141,845                          | 45,595    | 110,570   | 196,434   | 10,728        | 0                 | 207,162      | 10,728      | 1,505,172   | 3,198,602  |
| 2018         | 3,240,652 | 298,863   | 3,539,515  | 2,205,539                          | 343,241   | 114,112   | 108,244   | 0             | 7,407             | 115,651      | 7,407       | 2,778,543   | 6,318,058  |
| 2019         | 1,106,644 | 1,975,217 | 3,081,861  | 313,905                            | 1,242,227 | 527,288   | 178,667   | 4,934         | 20,720            | 204,321      | 25,653      | 2,287,741   | 5,369,601  |
| 2020         | 263,276   | 1,044,198 | 1,307,475  | 211,790                            | 188,327   | 429,684   | 222,226   | 8,646         | 16,547            | 247,419      | 25,193      | 1,077,220   | 2,384,695  |
| 2021         | 87,567    | 251,484   | 339,051    | 71,092                             | 85,252    | 305,568   | 152,631   | 6,693         | 5,737             | 165,061      | 12,430      | 626,974     | 966,026    |
| 2022         | 118,078   | 1,697,214 | 1,815,292  | 77,042                             | 260,936   | 395,895   | 305,862   | 5,261         | 51,654            | 362,778      | 56,916      | 1,096,651   | 2,911,943  |
| 2023         | 1,058,394 | 243,604   | 1,301,997  | 843,030                            | 302,723   | 767,889   | 413,507   | 26,559        | 79,546            | 519,612      | 106,106     | 2,433,255   | 3,735,251  |
| 2024         | 161,679   | 148,042   | 309,720    | 87,208                             | 54,324    | 219,942   | 618,803   | 115,314       | 380,010           | 1,114,127    | 495,323     | 1,475,599   | 1,785,319  |
| 2025         | 433,791   | 435,587   | 869,378    | 100,990                            | 609,728   | 538,818   | 334,840   | 26,854        | 185,406           | 547,100      | 212,259     | 1,796,636   | 2,666,014  |
| Stepovak Bay |           |           |            |                                    |           |           |           |               |                   |              |             |             |            |
| 1989         | 113,563   | 0         | 113,563    | 107,788                            | 0         | 0         | 0         | 0             | 0                 | 0            | 0           | 107,788     | 221,352    |
| 1990         | 289,398   | 0         | 289,398    | 333,054                            | 0         | 0         | 0         | 0             | 0                 | 0            | 0           | 333,054     | 622,453    |
| 1991         | 13,887    | 992       | 14,879     | 22,814                             | 992       | 992       | 992       | 0             | 0                 | 992          | 0           | 25,790      | 40,668     |
| 1992         | 106,136   | 0         | 106,136    | 134,884                            | 0         | 0         | 0         | 0             | 0                 | 0            | 0           | 134,884     | 241,020    |
| 1993         | 8,905     | 0         | 8,905      | 9,296                              | 0         | 0         | 0         | 0             | 0                 | 0            | 0           | 9,296       | 18,202     |
| 1994         | 30,446    | 0         | 30,446     | 30,290                             | 0         | 0         | 0         | 0             | 0                 | 0            | 0           | 30,290      | 60,736     |
| 1996         | 35,568    | 0         | 35,568     | 32,004                             | 0         | 0         | 0         | 0             | 0                 | 0            | 0           | 32,004      | 67,572     |

-continued-



Table 10.—Page 9 of 12.

| Year | Females    |            |            | Number sublegal males by size (CW) |           |            |            | Recruit males | Postrecruit males | Mature males | Legal males | Total males | Total crab |
|------|------------|------------|------------|------------------------------------|-----------|------------|------------|---------------|-------------------|--------------|-------------|-------------|------------|
|      | Juvenile   | Mature     | Total      | <70 mm                             | 70–91 mm  | 92–114 mm  | >114 mm    |               |                   |              |             |             |            |
| 1992 | 875,074    | 1,035,436  | 1,910,510  | 552,402                            | 591,878   | 409,395    | 341,109    | 71,213        | 63,714            | 476,037      | 134,927     | 2,029,711   | 3,940,221  |
| 1993 | 507,349    | 827,620    | 1,334,969  | 352,611                            | 268,717   | 566,933    | 505,742    | 97,002        | 87,294            | 690,038      | 184,296     | 1,878,299   | 3,213,267  |
| 1994 | 213,546    | 534,309    | 747,855    | 142,404                            | 119,096   | 194,994    | 283,421    | 33,848        | 57,815            | 375,084      | 91,663      | 831,577     | 1,579,433  |
| 1996 | 1,026,881  | 251,384    | 1,278,266  | 806,467                            | 133,954   | 81,029     | 115,835    | 30,206        | 32,748            | 178,789      | 62,954      | 1,200,239   | 2,478,505  |
| 1997 | 327,241    | 149,581    | 476,822    | 198,939                            | 209,466   | 188,455    | 132,800    | 44,181        | 10,278            | 187,260      | 54,459      | 784,120     | 1,260,942  |
| 1998 | 1,469,209  | 2,204,896  | 3,674,105  | 773,317                            | 1,477,526 | 1,821,033  | 556,496    | 87,504        | 94,395            | 738,395      | 181,899     | 4,810,270   | 8,484,374  |
| 1999 | 366,050    | 651,138    | 1,017,188  | 170,844                            | 354,883   | 846,826    | 1,051,154  | 125,115       | 84,033            | 1,260,301    | 209,147     | 2,632,854   | 3,650,042  |
| 2000 | 1,728,745  | 1,140,758  | 2,869,504  | 1,708,226                          | 314,976   | 743,044    | 1,061,242  | 638,905       | 119,708           | 1,819,855    | 758,613     | 4,586,100   | 7,455,604  |
| 2001 | 2,759,017  | 479,387    | 3,238,404  | 2,187,691                          | 998,634   | 435,662    | 499,886    | 290,143       | 134,997           | 925,025      | 425,139     | 4,547,011   | 7,785,415  |
| 2002 | 3,514,557  | 1,981,120  | 5,495,677  | 2,413,831                          | 1,961,014 | 1,237,511  | 609,581    | 101,964       | 258,772           | 970,317      | 360,735     | 6,582,673   | 12,078,350 |
| 2003 | 1,260,347  | 2,161,132  | 3,421,479  | 591,497                            | 1,676,056 | 1,369,891  | 605,452    | 39,067        | 121,025           | 765,543      | 160,092     | 4,402,986   | 7,824,465  |
| 2004 | 1,644,164  | 1,938,906  | 3,583,071  | 1,337,243                          | 611,817   | 1,940,604  | 2,508,000  | 283,975       | 171,955           | 2,963,930    | 455,930     | 6,853,593   | 10,436,664 |
| 2005 | 1,682,639  | 3,979,937  | 5,662,576  | 1,289,755                          | 551,395   | 712,208    | 1,472,229  | 512,628       | 219,293           | 2,204,150    | 731,921     | 4,757,508   | 10,420,084 |
| 2006 | 20,083,627 | 2,527,311  | 22,610,938 | 18,673,998                         | 1,028,277 | 922,020    | 1,263,863  | 286,592       | 285,987           | 1,836,442    | 572,579     | 22,460,736  | 45,071,675 |
| 2007 | 18,525,634 | 4,988,172  | 23,513,806 | 11,763,427                         | 8,879,204 | 2,714,690  | 2,612,351  | 550,013       | 233,899           | 3,396,263    | 783,912     | 26,753,584  | 50,267,390 |
| 2008 | 4,606,299  | 16,930,396 | 21,536,695 | 1,938,151                          | 9,404,425 | 16,597,192 | 3,092,961  | 857,307       | 326,549           | 4,276,817    | 1,183,856   | 32,216,586  | 53,753,281 |
| 2009 | 1,103,085  | 4,366,830  | 5,469,916  | 670,102                            | 983,570   | 4,973,184  | 10,989,340 | 721,333       | 67,454            | 11,778,129   | 788,788     | 18,404,985  | 23,874,901 |
| 2010 | 493,825    | 5,730,927  | 6,224,752  | 463,371                            | 112,195   | 821,235    | 4,496,414  | 7,287,181     | 815,241           | 12,598,836   | 8,102,423   | 13,995,637  | 20,220,389 |
| 2011 | 850,269    | 2,695,694  | 3,545,964  | 836,689                            | 74,357    | 204,060    | 1,504,016  | 1,409,608     | 3,060,785         | 5,974,409    | 4,470,394   | 7,089,515   | 10,635,478 |
| 2012 | 701,520    | 931,925    | 1,633,445  | 726,517                            | 122,702   | 187,197    | 615,026    | 93,139        | 1,634,026         | 2,342,190    | 1,727,164   | 3,378,606   | 5,012,050  |
| 2013 | 8,393,881  | 195,746    | 8,589,627  | 8,648,610                          | 449,584   | 89,967     | 199,302    | 72,277        | 660,193           | 931,773      | 732,471     | 10,119,933  | 18,709,560 |
| 2014 | 3,877,787  | 1,842,651  | 5,720,438  | 2,553,496                          | 1,379,213 | 1,063,290  | 948,795    | 3,471         | 1,348,973         | 2,301,239    | 1,352,443   | 7,297,237   | 13,017,675 |
| 2015 | 2,276,558  | 2,467,296  | 4,743,854  | 784,946                            | 2,478,199 | 3,694,221  | 1,384,073  | 166,929       | 187,499           | 1,738,502    | 354,429     | 8,695,868   | 13,439,722 |
| 2016 | 195,437    | 3,249,118  | 3,444,555  | 174,678                            | 219,901   | 1,681,658  | 2,883,489  | 114,099       | 422,994           | 3,420,582    | 537,093     | 5,496,819   | 8,941,374  |
| 2017 | 706,923    | 410,469    | 1,117,392  | 724,449                            | 55,659    | 232,435    | 631,091    | 60,792        | 41,182            | 733,065      | 101,973     | 1,745,608   | 2,863,000  |
| 2018 | 15,533,529 | 907,277    | 16,440,806 | 12,368,474                         | 860,623   | 525,462    | 819,461    | 155,069       | 63,774            | 1,038,304    | 218,843     | 14,792,863  | 31,233,669 |
| 2019 | 13,158,963 | 5,661,183  | 18,820,146 | 6,631,524                          | 8,051,224 | 1,820,023  | 923,500    | 13,071        | 277,380           | 1,213,950    | 290,450     | 17,716,722  | 36,536,869 |
| 2020 | 8,029,715  | 11,687,289 | 19,717,004 | 3,184,823                          | 6,199,987 | 9,048,872  | 2,996,186  | 26,536        | 35,527            | 3,058,249    | 62,063      | 21,491,931  | 41,208,935 |
| 2021 | 773,086    | 3,324,840  | 4,097,927  | 464,479                            | 811,073   | 4,304,775  | 8,573,795  | 892,525       | 26,862            | 9,493,181    | 919,387     | 15,073,508  | 19,171,435 |
| 2022 | 305,727    | 2,000,379  | 2,306,106  | 315,613                            | 133,983   | 669,989    | 3,817,129  | 1,624,390     | 499,200           | 5,940,719    | 2,123,590   | 7,060,304   | 9,366,410  |
| 2023 | 571,468    | 1,799,092  | 2,370,560  | 522,831                            | 96,367    | 313,599    | 1,633,449  | 156,069       | 894,677           | 2,684,195    | 1,050,746   | 3,616,992   | 5,987,552  |
| 2024 | 486,261    | 612,671    | 1,098,931  | 509,224                            | 188,433   | 230,768    | 914,898    | 69,939        | 1,005,575         | 1,990,412    | 1,075,514   | 2,918,838   | 4,017,769  |
| 2025 | 3,598,138  | 4,899,676  | 8,497,814  | 3,550,896                          | 903,830   | 821,770    | 760,417    | 12,363        | 425,462           | 1,198,243    | 437,826     | 6,474,739   | 14,972,553 |

-continued-

Table 10.–Page 10 of 12.

| Year                                | Females    |            |            | Number sublegal males by size (CW) |           |           |           | Recruit males | Postrecruit males | Mature males | Legal males | Total males | Total crab |
|-------------------------------------|------------|------------|------------|------------------------------------|-----------|-----------|-----------|---------------|-------------------|--------------|-------------|-------------|------------|
|                                     | Juvenile   | Mature     | Total      | <70 mm                             | 70–91 mm  | 92–114 mm | >114 mm   |               |                   |              |             |             |            |
| EASTERN SECTION TOTALS <sup>b</sup> |            |            |            |                                    |           |           |           |               |                   |              |             |             |            |
| 1988                                | 842,764    | 961,658    | 1,804,422  | 765,054                            | 407,157   | 752,123   | 612,576   | 275,154       | 212,379           | 1,100,109    | 487,533     | 3,024,444   | 4,828,866  |
| 1989                                | 1,724,734  | 2,518,101  | 4,242,835  | 1,524,159                          | 770,081   | 517,497   | 479,122   | 101,797       | 94,064            | 674,984      | 195,862     | 3,486,721   | 7,729,556  |
| 1990                                | 2,728,900  | 3,357,994  | 6,086,894  | 2,553,105                          | 663,324   | 858,109   | 499,911   | 97,207        | 162,985           | 760,103      | 260,192     | 4,834,641   | 10,921,535 |
| 1991                                | 1,439,964  | 908,502    | 2,348,466  | 1,410,008                          | 154,256   | 371,297   | 358,092   | 65,523        | 96,959            | 520,574      | 162,481     | 2,456,135   | 4,804,600  |
| 1992                                | 530,029    | 427,701    | 957,730    | 450,888                            | 214,198   | 199,814   | 180,613   | 42,996        | 29,246            | 252,855      | 72,242      | 1,117,755   | 2,075,486  |
| 1993                                | 217,986    | 275,118    | 493,104    | 170,871                            | 207,685   | 675,391   | 318,516   | 53,345        | 39,545            | 411,406      | 92,890      | 1,465,353   | 1,958,457  |
| 1994                                | 108,526    | 145,677    | 254,204    | 74,952                             | 85,490    | 134,298   | 199,274   | 66,164        | 34,109            | 299,547      | 100,273     | 594,288     | 848,491    |
| 1996                                | 1,215,792  | 60,432     | 1,276,224  | 1,229,741                          | 72,017    | 59,588    | 88,640    | 16,646        | 12,027            | 117,313      | 28,673      | 1,478,658   | 2,754,882  |
| 1997                                | 596,914    | 416,196    | 1,013,110  | 377,765                            | 469,120   | 308,776   | 93,277    | 6,029         | 40,827            | 140,134      | 46,857      | 1,295,794   | 2,308,904  |
| 1998                                | 378,247    | 380,838    | 759,086    | 212,359                            | 332,759   | 570,409   | 477,991   | 12,287        | 57,261            | 547,539      | 69,548      | 1,663,066   | 2,422,151  |
| 1999                                | 172,807    | 173,841    | 346,647    | 220,128                            | 82,406    | 174,051   | 190,601   | 85,391        | 9,482             | 285,474      | 94,873      | 762,059     | 1,108,707  |
| 2000                                | 2,157,861  | 290,000    | 2,447,862  | 2,037,239                          | 240,559   | 177,914   | 285,467   | 99,409        | 31,982            | 416,858      | 131,391     | 2,872,569   | 5,320,431  |
| 2001                                | 2,342,181  | 372,959    | 2,715,140  | 1,968,381                          | 550,583   | 327,379   | 195,144   | 45,578        | 30,983            | 271,704      | 76,560      | 3,118,046   | 5,833,187  |
| 2002                                | 2,020,473  | 856,773    | 2,877,246  | 1,799,591                          | 1,158,437 | 1,199,679 | 555,907   | 50,793        | 58,568            | 665,267      | 109,360     | 4,822,974   | 7,700,220  |
| 2003                                | 336,034    | 569,269    | 905,303    | 210,120                            | 373,049   | 602,265   | 483,520   | 55,416        | 90,788            | 629,724      | 146,203     | 1,815,157   | 2,720,460  |
| 2004                                | 684,075    | 618,102    | 1,302,177  | 681,335                            | 221,809   | 787,859   | 592,252   | 156,376       | 118,454           | 867,082      | 274,830     | 2,558,086   | 3,860,263  |
| 2005                                | 3,928,453  | 528,948    | 4,457,401  | 4,579,229                          | 443,753   | 393,618   | 551,159   | 54,719        | 76,280            | 682,158      | 130,999     | 6,098,759   | 10,556,160 |
| 2006                                | 11,547,404 | 1,940,704  | 13,488,107 | 10,025,403                         | 4,552,671 | 1,834,431 | 872,221   | 40,504        | 113,159           | 1,025,884    | 153,662     | 17,438,390  | 30,926,497 |
| 2007                                | 3,514,854  | 3,646,350  | 7,161,204  | 2,515,189                          | 4,454,967 | 3,308,516 | 1,342,160 | 113,309       | 92,835            | 1,548,304    | 206,144     | 11,826,976  | 18,988,180 |
| 2008                                | 4,043,334  | 10,385,475 | 14,428,809 | 1,622,749                          | 7,591,922 | 7,665,831 | 4,245,623 | 578,186       | 59,207            | 4,883,016    | 637,393     | 21,763,518  | 36,192,327 |
| 2009                                | 2,089,707  | 14,428,411 | 16,518,117 | 1,371,530                          | 2,783,500 | 7,340,262 | 9,677,851 | 2,592,300     | 382,494           | 12,652,645   | 2,974,794   | 24,147,937  | 40,666,055 |
| 2010                                | 1,097,068  | 6,861,773  | 7,958,841  | 895,215                            | 779,566   | 2,418,505 | 6,149,608 | 3,921,250     | 1,169,785         | 11,240,643   | 5,091,035   | 15,333,929  | 23,292,769 |
| 2011                                | 655,141    | 1,587,209  | 2,242,350  | 696,274                            | 238,516   | 526,716   | 1,812,495 | 289,158       | 1,488,610         | 3,590,263    | 1,777,768   | 5,051,769   | 7,294,119  |
| 2012                                | 818,324    | 639,870    | 1,458,194  | 942,069                            | 68,467    | 339,971   | 1,333,317 | 92,741        | 1,229,566         | 2,655,624    | 1,322,307   | 4,006,131   | 5,464,325  |
| 2013                                | 9,678,133  | 478,141    | 10,156,274 | 10,027,513                         | 960,253   | 209,128   | 428,788   | 49,359        | 224,937           | 703,085      | 274,296     | 11,899,978  | 22,056,252 |
| 2014                                | 2,578,136  | 638,428    | 3,216,564  | 1,557,193                          | 2,060,894 | 1,017,034 | 502,789   | 28,739        | 278,075           | 809,603      | 306,814     | 5,444,724   | 8,661,288  |
| 2015                                | 459,436    | 916,972    | 1,376,408  | 316,491                            | 898,409   | 2,231,610 | 1,153,820 | 45,958        | 110,603           | 1,310,382    | 156,561     | 4,756,892   | 6,133,300  |
| 2016                                | 276,201    | 2,988,688  | 3,264,889  | 311,858                            | 109,877   | 951,690   | 1,138,644 | 67,525        | 161,789           | 1,367,959    | 229,315     | 2,741,384   | 6,006,273  |
| 2017                                | 1,888,238  | 729,622    | 2,617,860  | 1,912,084                          | 122,575   | 220,365   | 358,009   | 33,477        | 14,703            | 406,189      | 48,180      | 2,661,214   | 5,279,074  |
| 2018                                | 14,464,080 | 770,785    | 15,234,865 | 12,883,961                         | 1,615,589 | 436,670   | 340,326   | 12,850        | 29,271            | 382,447      | 42,121      | 15,318,667  | 30,553,532 |
| 2019                                | 7,771,128  | 4,594,010  | 12,365,137 | 6,435,426                          | 6,577,840 | 2,321,465 | 534,761   | 37,396        | 40,058            | 612,214      | 77,453      | 15,946,946  | 28,312,083 |
| 2020                                | 3,944,216  | 5,109,877  | 9,054,092  | 2,650,728                          | 4,731,882 | 5,048,140 | 1,664,341 | 87,581        | 85,233            | 1,837,154    | 172,814     | 14,267,904  | 23,321,996 |
| 2021                                | 1,317,228  | 1,414,074  | 2,731,301  | 1,016,189                          | 1,398,833 | 2,902,716 | 3,857,234 | 687,391       | 90,048            | 4,634,673    | 777,439     | 9,952,411   | 12,683,712 |

-continued-

Table 10.–Page 11 of 12.

| Year                            | Females    |            |            | Number sublegal males by size (CW) |            |            |            | Recruit males | Postrecruit males | Mature males | Legal males | Total males | Total crab |
|---------------------------------|------------|------------|------------|------------------------------------|------------|------------|------------|---------------|-------------------|--------------|-------------|-------------|------------|
|                                 | Juvenile   | Mature     | Total      | <70 mm                             | 70–91 mm   | 92–114 mm  | >114 mm    |               |                   |              |             |             |            |
| 2022                            | 1,162,620  | 3,306,878  | 4,469,498  | 962,310                            | 766,580    | 1,528,919  | 2,255,841  | 1,120,053     | 173,012           | 3,548,906    | 1,293,065   | 6,806,715   | 11,276,213 |
| 2023                            | 2,773,540  | 1,276,483  | 4,050,023  | 2,516,379                          | 794,652    | 1,484,513  | 1,531,350  | 472,237       | 547,734           | 2,551,322    | 1,019,972   | 7,346,865   | 11,396,888 |
| 2024                            | 1,792,017  | 1,297,023  | 3,089,040  | 1,686,425                          | 404,112    | 980,226    | 1,539,506  | 198,317       | 863,301           | 2,601,125    | 1,061,619   | 5,671,888   | 8,760,928  |
| 2025                            | 3,619,790  | 1,857,908  | 5,477,698  | 2,957,369                          | 1,593,863  | 1,062,605  | 856,746    | 157,077       | 485,247           | 1,499,070    | 642,323     | 7,112,907   | 12,590,606 |
| SOUTH PENINSULA DISTRICT TOTALS |            |            |            |                                    |            |            |            |               |                   |              |             |             |            |
| 1988                            | 1,615,783  | 1,399,692  | 3,015,475  | 1,224,413                          | 859,600    | 1,153,525  | 924,454    | 407,943       | 270,018           | 1,602,414    | 677,960     | 4,839,954   | 7,855,429  |
| 1989                            | 6,638,150  | 3,481,495  | 10,119,645 | 5,840,027                          | 2,139,617  | 1,013,011  | 690,598    | 153,487       | 99,396            | 943,482      | 252,884     | 9,936,137   | 20,055,782 |
| 1990                            | 6,838,396  | 5,205,368  | 12,043,764 | 5,623,722                          | 1,884,938  | 1,761,211  | 980,879    | 225,518       | 253,703           | 1,460,100    | 479,221     | 10,729,972  | 22,773,736 |
| 1991                            | 3,906,938  | 2,037,692  | 5,944,630  | 3,563,921                          | 724,648    | 863,717    | 908,524    | 158,887       | 254,000           | 1,321,411    | 412,886     | 6,473,697   | 12,418,326 |
| 1992                            | 1,405,103  | 1,463,137  | 2,868,240  | 1,003,290                          | 806,076    | 609,209    | 521,722    | 114,209       | 92,960            | 728,892      | 207,169     | 3,147,466   | 6,015,707  |
| 1993                            | 725,335    | 1,102,738  | 1,828,073  | 523,482                            | 476,402    | 1,242,324  | 824,258    | 150,347       | 126,839           | 1,101,444    | 277,186     | 3,343,652   | 5,171,724  |
| 1994                            | 322,072    | 679,986    | 1,002,059  | 217,356                            | 204,586    | 329,292    | 482,695    | 100,012       | 91,924            | 674,631      | 191,936     | 1,425,865   | 2,427,924  |
| 1996                            | 2,242,673  | 311,816    | 2,554,490  | 2,036,208                          | 205,971    | 140,617    | 204,475    | 46,852        | 44,775            | 296,102      | 91,627      | 2,678,897   | 5,233,387  |
| 1997                            | 924,155    | 565,777    | 1,489,932  | 576,704                            | 678,586    | 497,231    | 226,077    | 50,210        | 51,105            | 327,394      | 101,316     | 2,079,914   | 3,569,846  |
| 1998                            | 1,847,456  | 2,585,734  | 4,433,191  | 985,676                            | 1,810,285  | 2,391,442  | 1,034,487  | 99,791        | 151,656           | 1,285,934    | 251,447     | 6,473,336   | 10,906,525 |
| 1999                            | 538,857    | 824,979    | 1,363,835  | 390,972                            | 437,289    | 1,020,877  | 1,241,755  | 210,506       | 93,515            | 1,545,775    | 304,020     | 3,394,913   | 4,758,749  |
| 2000                            | 3,886,606  | 1,430,758  | 5,317,366  | 3,745,465                          | 555,535    | 920,958    | 1,346,709  | 738,314       | 151,690           | 2,236,713    | 890,004     | 7,458,669   | 12,776,035 |
| 2001                            | 5,101,198  | 852,346    | 5,953,544  | 4,156,072                          | 1,549,217  | 763,041    | 695,030    | 335,721       | 165,980           | 1,196,729    | 501,699     | 7,665,057   | 13,618,602 |
| 2002                            | 5,535,030  | 2,837,893  | 8,372,923  | 4,213,422                          | 3,119,451  | 2,437,190  | 1,165,488  | 152,757       | 317,340           | 1,635,584    | 470,095     | 11,405,647  | 19,778,570 |
| 2003                            | 1,596,381  | 2,730,401  | 4,326,782  | 801,617                            | 2,049,105  | 1,972,156  | 1,088,972  | 94,483        | 211,813           | 1,395,267    | 306,295     | 6,218,143   | 10,544,925 |
| 2004                            | 2,328,239  | 2,557,008  | 4,885,248  | 2,018,578                          | 833,626    | 2,728,463  | 3,100,252  | 440,351       | 290,409           | 3,831,012    | 730,760     | 9,411,679   | 14,296,927 |
| 2005                            | 5,611,092  | 4,508,885  | 10,119,977 | 5,868,984                          | 995,148    | 1,105,826  | 2,023,388  | 567,347       | 295,573           | 2,886,308    | 862,920     | 10,856,267  | 20,976,244 |
| 2006                            | 31,631,031 | 4,468,015  | 36,099,045 | 28,699,401                         | 5,580,948  | 2,756,451  | 2,136,084  | 327,096       | 399,146           | 2,862,326    | 726,241     | 39,899,126  | 75,998,172 |
| 2007                            | 22,040,488 | 8,634,522  | 30,675,010 | 14,278,616                         | 13,334,171 | 6,023,206  | 3,954,511  | 663,322       | 326,734           | 4,944,567    | 990,056     | 38,580,560  | 69,255,570 |
| 2008                            | 8,649,633  | 27,315,871 | 35,965,504 | 3,560,900                          | 16,996,347 | 24,263,023 | 7,338,584  | 1,435,493     | 385,756           | 9,159,833    | 1,821,249   | 53,980,104  | 89,945,608 |
| 2009                            | 3,192,792  | 18,795,241 | 21,988,033 | 2,041,632                          | 3,767,070  | 12,313,446 | 20,667,191 | 3,313,633     | 449,948           | 24,430,774   | 3,763,582   | 42,552,922  | 64,540,956 |
| 2010                            | 1,590,893  | 12,592,700 | 14,183,593 | 1,358,586                          | 891,761    | 3,239,740  | 10,646,022 | 11,208,431    | 1,985,026         | 23,839,479   | 13,193,458  | 29,329,566  | 43,513,158 |
| 2011                            | 1,505,410  | 4,282,903  | 5,788,314  | 1,532,963                          | 312,873    | 730,776    | 3,316,511  | 1,698,766     | 4,549,395         | 9,564,672    | 6,248,162   | 12,141,284  | 17,929,597 |
| 2012                            | 1,519,844  | 1,571,795  | 3,091,639  | 1,668,586                          | 191,169    | 527,168    | 1,948,343  | 185,880       | 2,863,592         | 4,997,814    | 3,049,471   | 7,384,737   | 10,476,375 |
| 2013                            | 18,072,014 | 673,887    | 18,745,901 | 18,676,123                         | 1,409,837  | 299,095    | 628,090    | 121,636       | 885,130           | 1,634,858    | 1,006,767   | 22,019,911  | 40,765,812 |
| 2014                            | 6,455,923  | 2,481,079  | 8,937,002  | 4,110,689                          | 3,440,107  | 2,080,324  | 1,451,584  | 32,210        | 1,627,048         | 3,110,842    | 1,659,257   | 12,741,961  | 21,678,963 |
| 2015                            | 2,735,994  | 3,384,268  | 6,120,262  | 1,101,437                          | 3,376,608  | 5,925,831  | 2,537,893  | 212,887       | 298,102           | 3,048,884    | 510,990     | 13,452,760  | 19,573,022 |
| 2016                            | 471,638    | 6,237,806  | 6,709,444  | 486,536                            | 329,778    | 2,633,348  | 4,022,133  | 181,624       | 584,783           | 4,788,541    | 766,408     | 8,238,203   | 14,947,647 |

-continued-

Table 10.–Page 12 of 12.

| Year | Females    |            |            | Number sublegal males by size (CW) |            |            |            | Recruit males | Postrecruit males | Mature males | Legal males | Total males | Total crab |
|------|------------|------------|------------|------------------------------------|------------|------------|------------|---------------|-------------------|--------------|-------------|-------------|------------|
|      | Juvenile   | Mature     | Total      | <70 mm                             | 70–91 mm   | 92–114 mm  | >114 mm    |               |                   |              |             |             |            |
| 2017 | 2,595,161  | 1,140,091  | 3,735,252  | 2,636,533                          | 178,234    | 452,800    | 989,100    | 94,269        | 55,885            | 1,139,254    | 150,153     | 4,406,822   | 8,142,074  |
| 2018 | 29,997,609 | 1,678,062  | 31,675,671 | 25,252,435                         | 2,476,212  | 962,132    | 1,159,787  | 167,919       | 93,045            | 1,420,751    | 260,964     | 30,111,530  | 61,787,201 |
| 2019 | 20,930,091 | 10,255,193 | 31,185,283 | 13,066,950                         | 14,629,064 | 4,141,488  | 1,458,261  | 50,467        | 317,438           | 1,826,164    | 367,903     | 33,663,668  | 64,848,952 |
| 2020 | 11,973,931 | 16,797,166 | 28,771,096 | 5,835,551                          | 10,931,869 | 14,097,012 | 4,660,527  | 114,117       | 120,760           | 4,895,403    | 234,877     | 35,759,835  | 64,530,931 |
| 2021 | 2,090,314  | 4,738,914  | 6,829,228  | 1,480,668                          | 2,209,906  | 7,207,491  | 12,431,029 | 1,579,916     | 116,910           | 14,127,854   | 1,696,826   | 25,025,919  | 31,855,147 |
| 2022 | 1,468,347  | 5,307,257  | 6,775,604  | 1,277,923                          | 900,563    | 2,198,908  | 6,072,970  | 2,744,443     | 672,212           | 9,489,625    | 3,416,655   | 13,867,019  | 20,642,623 |
| 2023 | 3,345,008  | 3,075,575  | 6,420,583  | 3,039,210                          | 891,019    | 1,798,112  | 3,164,799  | 628,306       | 1,442,411         | 5,235,517    | 2,070,718   | 10,963,857  | 17,384,440 |
| 2024 | 2,278,278  | 1,909,694  | 4,187,971  | 2,195,649                          | 592,545    | 1,210,994  | 2,454,404  | 268,256       | 1,868,876         | 4,591,537    | 2,137,133   | 8,590,726   | 12,778,697 |
| 2025 | 7,217,928  | 6,757,584  | 13,975,512 | 6,508,265                          | 2,497,693  | 1,884,375  | 1,617,163  | 169,440       | 910,709           | 2,697,313    | 1,080,149   | 13,587,646  | 27,563,159 |

Note: CW = carapace width.

<sup>a</sup> Western Section of the South Peninsula District includes Sanak Island, Morzhovoi Bay, and Cold Bay/Belkofski Bay.

<sup>b</sup> Eastern Section of the South Peninsula District includes Pavlof Bay/Volcano Bay, Beaver Bay/Balboa Bay/Unga Strait, West Nagai Strait, and Stepovak Bay.

Table 11.—Predominant species by weight in the Eastern Aleutian Tanner crab District large-mesh bottom trawl survey, 2025.

| Common name         | Species name                     | % of catch<br>by weight |
|---------------------|----------------------------------|-------------------------|
| Arrowtooth flounder | <i>Atheresthes stomias</i>       | 36.1                    |
| Flathead sole       | <i>Hippoglossoides elassodon</i> | 15.6                    |
| Walleye pollock     | <i>Gadus chalcogrammus</i>       | 12.8                    |
| Tanner crab         | <i>Chionoecetes bairdi</i>       | 5.4                     |
| Rex sole            | <i>Glyptocephalus zachirus</i>   | 4.8                     |
| Pacific cod         | <i>Gadus macrocephalus</i>       | 4.3                     |
| Pacific halibut     | Class: Schyphozoa                | 3.4                     |
| Southern rock sole  | <i>Lepidopsetta bilineata</i>    | 3.1                     |
| Anemone             | Order: Actinaria                 | 2.3                     |
| Sunflower seastar   | <i>Pycnopodia helianthoides</i>  | 1.6                     |
| Aleutian skate      | <i>Bathyraja aleutica</i>        | 1.6                     |
| Northern rock sole  | <i>Lepidopsetta polyxystra</i>   | 1.4                     |
| English sole        | <i>Parophrys vetulus</i>         | 0.9                     |
| Giant octopus       | <i>Enteroctopus dofleini</i>     | 0.8                     |
| Basket star         | <i>Gorgonocephalus sp.</i>       | 0.7                     |
| Hermit crab         | Family: Paguridae                | 0.6                     |
| Bering skate        | <i>Bathyraja interrupta</i>      | 0.5                     |
| Rougheye rockfish   | <i>Sebastes aleutianus</i>       | 0.4                     |
| Armorhead sculpin   | <i>Gymnocanthus galeatus</i>     | 0.4                     |
| Sablefish           | <i>Anoplopoma fimbria</i>        | 0.3                     |
| All others          | (71 species)                     | 3.2                     |
| Total               |                                  | 100.0                   |

Table 12.—Tanner crab abundance estimates from large-mesh bottom trawl surveys in the Eastern Aleutian District, 1990–2025.

| Year                         | Females             |           |           | Number sublegal males by size (CW) |           |           |           | Recruit males | Postrecruit males | Mature males | Legal males | Total males | Total crab |
|------------------------------|---------------------|-----------|-----------|------------------------------------|-----------|-----------|-----------|---------------|-------------------|--------------|-------------|-------------|------------|
|                              | Juvenile            | Mature    | Total     | <70 mm                             | 70-91 mm  | 92-114 mm | >114 mm   |               |                   |              |             |             |            |
| Akutan Bay Section           |                     |           |           |                                    |           |           |           |               |                   |              |             |             |            |
| 1990                         | 460,091             | 771,965   | 1,232,056 | 614,180                            | 912,058   | 447,121   | 146,025   | 15,190        | 0                 | 161,215      | 15,190      | 2,134,573   | 3,366,630  |
| 1991                         | 745,088             | 578,257   | 1,323,345 | 812,185                            | 351,737   | 523,188   | 371,614   | 13,291        | 13,291            | 398,197      | 26,582      | 2,085,306   | 3,408,651  |
| 1994                         | 949                 | 2,894     | 3,843     | 2,894                              | 7,641     | 15,418    | 33,912    | 2,848         | 949               | 37,709       | 3,797       | 63,661      | 67,504     |
| 1995                         | 19,077              | 5,696     | 24,773    | 12,477                             | 8,206     | 31,784    | 98,796    | 949           | 8,727             | 108,472      | 9,676       | 160,938     | 185,711    |
| 1999                         | 121,515             | 677,297   | 798,812   | 19,867                             | 143,040   | 701,089   | 1,030,549 | 210,329       | 4,363             | 1,245,242    | 214,693     | 2,109,239   | 2,908,050  |
| 2000                         | 9,075               | 243,581   | 252,656   | 8,028                              | 12,224    | 166,338   | 323,572   | 86,368        | 17,063            | 427,004      | 103,431     | 613,593     | 866,249    |
| 2003                         | 56,558              | 675,379   | 731,937   | 37,957                             | 139,174   | 413,880   | 121,041   | 21,012        | 75,815            | 217,868      | 96,827      | 808,879     | 1,540,816  |
| 2004                         | 132,418             | 988,764   | 1,121,182 | 73,039                             | 227,615   | 290,497   | 223,425   | 10,327        | 25,204            | 258,956      | 35,531      | 850,107     | 1,971,289  |
| 2005                         | 127,290             | 501,657   | 628,948   | 84,898                             | 196,246   | 188,560   | 270,776   | 50,445        | 10,939            | 332,160      | 61,384      | 801,864     | 1,430,812  |
| 2006                         | 70,223              | 134,799   | 205,022   | 50,598                             | 103,862   | 233,907   | 211,607   | 6,047         | 52,728            | 270,382      | 58,775      | 658,749     | 863,770    |
| 2007                         | 138,743             | 245,733   | 384,475   | 122,054                            | 244,047   | 382,078   | 347,262   | 11,388        | 2,889             | 361,540      | 14,278      | 1,109,718   | 1,494,194  |
| 2008                         | 13,220              | 149,953   | 163,172   | 5,875                              | 32,023    | 121,010   | 217,775   | 33,493        | 42,206            | 293,474      | 75,699      | 452,382     | 615,555    |
| 2009                         | 39,211              | 914,999   | 954,210   | 13,676                             | 32,400    | 137,413   | 372,548   | 62,948        | 64,567            | 500,062      | 127,514     | 683,551     | 1,637,761  |
| 2010                         | 168,557             | 228,100   | 396,657   | 84,702                             | 77,072    | 128,811   | 309,506   | 30,009        | 65,134            | 404,649      | 95,143      | 695,234     | 1,091,891  |
| 2011                         | 19,186              | 288,007   | 307,193   | 20,497                             | 16,328    | 65,459    | 188,518   | 3,797         | 15,072            | 207,387      | 18,869      | 309,672     | 616,865    |
| 2012                         | 27,137              | 379,431   | 406,568   | 34,685                             | 36,764    | 119,178   | 123,230   | 14,286        | 7,960             | 145,476      | 22,246      | 336,104     | 742,672    |
| 2013                         | 409,655             | 69,112    | 478,767   | 381,318                            | 100,839   | 125,669   | 68,879    | 3,705         | 12,644            | 85,229       | 16,350      | 693,054     | 1,171,821  |
| 2014                         | 340,816             | 1,644,330 | 1,985,146 | 255,599                            | 171,316   | 274,809   | 408,722   | 16,674        | 41,685            | 467,082      | 58,359      | 1,168,806   | 3,153,952  |
| 2015                         | 187,697             | 193,663   | 381,360   | 209,008                            | 62,030    | 13,201    | 13,017    | 0             | 0                 | 13,017       | 0           | 297,257     | 678,616    |
| 2016                         | 56,250              | 414,308   | 470,558   | 28,843                             | 180,149   | 294,404   | 73,859    | 0             | 995               | 74,854       | 995         | 578,250     | 1,048,809  |
| 2017                         | 179,563             | 3,888,787 | 4,068,350 | 127,265                            | 191,158   | 281,969   | 98,239    | 0             | 8,723             | 106,961      | 8,723       | 707,353     | 4,775,703  |
| 2018                         | 82,982              | 891,867   | 974,849   | 43,664                             | 81,906    | 136,725   | 38,820    | 0             | 1,877             | 40,697       | 1,877       | 302,993     | 1,277,842  |
| 2019                         | 65,420              | 215,326   | 280,746   | 40,980                             | 65,210    | 19,660    | 6,530     | 0             | 0                 | 6,530        | 0           | 132,380     | 413,126    |
| 2021                         | 506,368             | 429,052   | 935,419   | 788,542                            | 1,169,029 | 230,616   | 27,404    | 0             | 0                 | 27,404       | 0           | 2,215,590   | 3,151,009  |
| 2022                         | 254,083             | 247,838   | 501,921   | 260,234                            | 385,646   | 211,610   | 45,796    | 0             | 0                 | 45,796       | 0           | 903,285     | 1,405,206  |
| 2023                         | <i>not surveyed</i> |           |           |                                    |           |           |           |               |                   |              |             |             |            |
| 2024                         | 334,828             | 983,778   | 1,318,606 | 349,183                            | 382,037   | 721,630   | 491,126   | 0             | 5,045             | 496,171      | 5,045       | 1,949,020   | 3,267,626  |
| 2025                         | 1,650,427           | 143,712   | 1,794,139 | 1,284,554                          | 114,009   | 134,814   | 53,787    | 1,899         | 0                 | 55,686       | 1,899       | 1,589,063   | 3,383,202  |
| Unalaska/Kalekta Bay Section |                     |           |           |                                    |           |           |           |               |                   |              |             |             |            |
| 1990                         | 1,120,173           | 359,536   | 1,479,710 | 664,933                            | 59,141    | 78,357    | 42,847    | 11,544        | 2,795             | 57,186       | 14,339      | 859,617     | 2,339,327  |
| 1991                         | 981,240             | 137,467   | 1,118,707 | 920,710                            | 167,931   | 41,207    | 25,026    | 8,906         | 1,001             | 34,932       | 9,907       | 1,164,780   | 2,283,487  |
| 1994                         | 17,485              | 1,466     | 18,950    | 17,485                             | 949       | 0         | 1,982     | 949           | 1,549             | 4,481        | 2,499       | 22,915      | 41,865     |

-continued-

Table 12.—Page 2 of 6.

| Year                      | Females   |           |           | Number sublegal males by size (CW) |          |           |         | Recruit males | Postrecruit males | Mature males | Legal males | Total males | Total crab |
|---------------------------|-----------|-----------|-----------|------------------------------------|----------|-----------|---------|---------------|-------------------|--------------|-------------|-------------|------------|
|                           | Juvenile  | Mature    | Total     | <70 mm                             | 70-91 mm | 92-114 mm | >114 mm |               |                   |              |             |             |            |
| 1995                      | 27,144    | 8,697     | 35,840    | 20,455                             | 3,879    | 12,420    | 2,174   | 1,499         | 0                 | 3,673        | 1,499       | 40,427      | 76,267     |
| 1999                      | 230,688   | 194,469   | 425,157   | 141,404                            | 95,639   | 253,996   | 313,785 | 123,839       | 44,527            | 482,151      | 168,366     | 973,190     | 1,398,347  |
| 2000                      | 284,101   | 1,088,738 | 1,372,839 | 35,586                             | 223,082  | 278,324   | 169,934 | 40,073        | 15,214            | 225,222      | 55,288      | 762,214     | 2,135,053  |
| 2003                      | 72,717    | 7,655     | 80,371    | 82,917                             | 6,986    | 55,771    | 390,915 | 99,369        | 182,335           | 672,619      | 281,704     | 818,293     | 898,664    |
| 2004                      | 347,648   | 136,330   | 483,978   | 338,118                            | 127,520  | 52,962    | 26,311  | 68,736        | 13,863            | 108,910      | 82,600      | 627,510     | 1,111,488  |
| 2005                      | 854,571   | 212,212   | 1,066,782 | 664,558                            | 256,219  | 93,970    | 51,379  | 23,982        | 10,866            | 86,227       | 34,847      | 1,100,973   | 2,167,756  |
| 2006                      | 152,411   | 372,419   | 524,830   | 133,521                            | 262,003  | 138,545   | 185,053 | 42,346        | 495,937           | 723,336      | 538,283     | 1,257,404   | 1,782,234  |
| 2007                      | 436,607   | 1,997,301 | 2,433,908 | 255,143                            | 109,447  | 308,032   | 304,795 | 104,410       | 229,458           | 638,663      | 333,868     | 1,311,286   | 3,745,194  |
| 2008                      | 324,109   | 1,990,322 | 2,314,431 | 210,498                            | 217,650  | 246,376   | 554,496 | 98,765        | 65,497            | 718,758      | 164,262     | 1,393,282   | 3,707,713  |
| 2009                      | 176,340   | 1,306,064 | 1,482,403 | 80,052                             | 54,219   | 122,947   | 284,196 | 108,250       | 108,564           | 501,010      | 216,814     | 758,228     | 2,240,631  |
| 2010                      | 200,948   | 386,350   | 587,299   | 131,427                            | 27,375   | 30,870    | 7,383   | 1,973         | 1,187             | 10,542       | 3,160       | 200,215     | 787,513    |
| 2011                      | 25,900    | 253,897   | 279,797   | 29,250                             | 24,995   | 64,648    | 40,142  | 2,167         | 7,336             | 49,645       | 9,503       | 168,538     | 448,335    |
| 2012                      | 170,446   | 503,997   | 674,442   | 123,914                            | 64,169   | 169,249   | 380,610 | 20,623        | 224,602           | 625,835      | 245,225     | 983,167     | 1,657,610  |
| 2013                      | 1,295,974 | 690,494   | 1,986,468 | 660,240                            | 225,539  | 149,244   | 128,208 | 6,738         | 20,450            | 155,396      | 27,188      | 1,190,420   | 3,176,888  |
| 2014                      | 290,483   | 157,234   | 447,717   | 313,881                            | 771,860  | 718,719   | 186,157 | 8,170         | 1,786             | 196,112      | 9,955       | 2,000,573   | 2,448,289  |
| 2015                      | 408,740   | 94,026    | 502,766   | 308,172                            | 117,455  | 140,343   | 156,819 | 18,733        | 0                 | 175,552      | 18,733      | 741,522     | 1,244,288  |
| 2016                      | 33,078    | 8,842     | 41,921    | 23,949                             | 9,495    | 51,147    | 13,270  | 1,595         | 0                 | 14,865       | 1,595       | 99,457      | 141,378    |
| 2017                      | 314,108   | 56,016    | 370,124   | 215,568                            | 6,037    | 15,965    | 52,304  | 12,012        | 1,001             | 65,317       | 13,013      | 302,887     | 673,011    |
| 2018                      | 328,885   | 399,940   | 728,824   | 182,644                            | 64,509   | 64,431    | 194,377 | 24,324        | 34,748            | 253,449      | 59,072      | 565,033     | 1,293,858  |
| 2019                      | 573,520   | 771,536   | 1,345,056 | 429,904                            | 267,656  | 166,033   | 45,107  | 1,416         | 0                 | 46,523       | 1,416       | 910,117     | 2,255,174  |
| 2021                      | 402,430   | 105,050   | 507,481   | 265,814                            | 49,325   | 25,208    | 4,290   | 2,860         | 0                 | 7,150        | 2,860       | 347,497     | 854,978    |
| 2022                      | 118,249   | 550,943   | 669,192   | 95,529                             | 60,950   | 55,211    | 48,450  | 6,511         | 0                 | 57,426       | 6,511       | 266,651     | 935,844    |
| 2023                      | 431,235   | 10,628    | 441,863   | 385,697                            | 6,213    | 844       | 1,526   | 0             | 0                 | 1,526        | 0           | 394,280     | 836,143    |
| 2024                      | 110,818   | 23,446    | 134,263   | 92,784                             | 31,831   | 9,985     | 0       | 0             | 0                 | 0            | 0           | 134,600     | 268,863    |
| 2025                      | 1,185,175 | 704,656   | 1,889,830 | 952,403                            | 164,002  | 131,086   | 71,269  | 6,777         | 1,279             | 79,325       | 8,056       | 1,326,817   | 3,216,646  |
| Makushin/Skan Bay Section |           |           |           |                                    |          |           |         |               |                   |              |             |             |            |
| 1990                      | 436,275   | 312,832   | 749,107   | 364,641                            | 81,417   | 75,879    | 124,444 | 6,890         | 22,708            | 154,041      | 29,598      | 675,979     | 1,425,086  |
| 1991                      | 131,552   | 220,808   | 352,360   | 112,335                            | 125,791  | 76,823    | 104,035 | 8,763         | 46,989            | 159,788      | 55,753      | 474,737     | 827,097    |
| 1994                      | 147,313   | 155,632   | 302,945   | 126,475                            | 19,047   | 94,473    | 105,286 | 34,931        | 1,581             | 141,799      | 36,513      | 381,794     | 684,739    |
| 1995                      | 124,369   | 84,784    | 209,153   | 91,971                             | 24,957   | 37,455    | 49,905  | 2,748         | 8,366             | 61,019       | 11,115      | 215,403     | 424,556    |
| 1999                      | 533,825   | 78,128    | 611,953   | 482,040                            | 37,346   | 49,059    | 39,598  | 4,720         | 9,195             | 53,512       | 13,914      | 621,958     | 1,233,911  |
| 2000                      | 686,543   | 188,763   | 875,305   | 545,296                            | 150,686  | 52,921    | 22,335  | 2,911         | 0                 | 25,246       | 2,911       | 774,148     | 1,649,454  |
| 2003                      | 65,930    | 1,142,005 | 1,207,936 | 47,633                             | 80,167   | 265,981   | 477,209 | 190,192       | 75,396            | 742,797      | 265,588     | 1,136,579   | 2,344,514  |

-continued-

Table 12.—Page 3 of 6.

| Year              | Females   |           |           | Number sublegal males by size (CW) |          |           |         | Recruit males | Postrecruit males | Mature males | Legal males | Total males | Total crab |
|-------------------|-----------|-----------|-----------|------------------------------------|----------|-----------|---------|---------------|-------------------|--------------|-------------|-------------|------------|
|                   | Juvenile  | Mature    | Total     | <70 mm                             | 70-91 mm | 92-114 mm | >114 mm |               |                   |              |             |             |            |
| 2004              | 156,452   | 683,605   | 840,058   | 160,707                            | 51,555   | 218,704   | 365,270 | 357,929       | 58,600            | 781,799      | 416,530     | 1,212,765   | 2,052,823  |
| 2005              | 315,190   | 227,137   | 542,328   | 340,306                            | 23,280   | 34,803    | 306,036 | 158,760       | 215,487           | 680,283      | 374,247     | 1,078,671   | 1,620,999  |
| 2006              | 607,077   | 137,178   | 744,256   | 557,140                            | 37,878   | 33,141    | 100,740 | 22,650        | 122,025           | 245,415      | 144,675     | 873,574     | 1,617,830  |
| 2007              | 3,151,813 | 986,509   | 4,138,323 | 1,593,227                          | 685,507  | 408,441   | 130,212 | 8,675         | 162,534           | 301,420      | 171,208     | 2,988,595   | 7,126,917  |
| 2008              | 399,173   | 1,384,632 | 1,783,805 | 284,038                            | 312,861  | 322,728   | 165,871 | 3,359         | 159,809           | 329,040      | 163,169     | 1,248,668   | 3,032,473  |
| 2009              | 266,404   | 1,754,159 | 2,020,563 | 216,308                            | 166,619  | 477,433   | 208,789 | 7,698         | 33,557            | 250,045      | 41,256      | 1,110,405   | 3,130,968  |
| 2010              | 158,522   | 165,486   | 324,008   | 114,237                            | 21,102   | 83,603    | 208,500 | 49,237        | 16,969            | 274,705      | 66,206      | 493,648     | 817,656    |
| 2011              | 192,551   | 251,857   | 444,408   | 129,394                            | 28,940   | 65,062    | 220,388 | 25,163        | 58,782            | 304,332      | 83,944      | 527,728     | 972,136    |
| 2012              | 177,070   | 293,261   | 470,331   | 119,538                            | 96,850   | 57,405    | 100,817 | 7,600         | 22,481            | 130,897      | 30,080      | 404,689     | 875,020    |
| 2013              | 436,107   | 779,459   | 1,215,565 | 313,584                            | 44,299   | 125,020   | 129,427 | 10,118        | 39,986            | 179,530      | 50,103      | 662,434     | 1,877,999  |
| 2014              | 287,462   | 690,640   | 978,102   | 146,461                            | 162,858  | 167,489   | 185,768 | 11,774        | 74,883            | 272,424      | 86,657      | 749,232     | 1,727,334  |
| 2015              | 314,242   | 454,918   | 769,160   | 291,193                            | 72,973   | 145,618   | 143,173 | 38,162        | 21,779            | 203,114      | 59,941      | 712,898     | 1,482,058  |
| 2016              | 171,648   | 1,002,701 | 1,174,348 | 89,723                             | 49,442   | 60,262    | 112,474 | 4,675         | 33,587            | 150,736      | 38,262      | 350,163     | 1,524,511  |
| 2017              | 1,791,483 | 660,675   | 2,452,158 | 1,481,759                          | 213,445  | 197,934   | 185,735 | 1,376         | 105,755           | 292,866      | 107,131     | 2,186,004   | 4,638,162  |
| 2018              | 798,102   | 1,673,816 | 2,471,918 | 445,736                            | 550,279  | 149,211   | 172,215 | 6,210         | 72,310            | 250,735      | 78,520      | 1,395,961   | 3,867,879  |
| 2019              | 995,328   | 1,098,136 | 2,093,464 | 870,186                            | 190,248  | 285,944   | 117,902 | 0             | 20,492            | 138,394      | 20,492      | 1,484,772   | 3,578,236  |
| 2021              | 1,251,359 | 1,624,438 | 2,875,798 | 1,114,801                          | 468,609  | 501,652   | 386,944 | 28,539        | 51,920            | 467,402      | 80,459      | 2,552,464   | 5,428,262  |
| 2022              | 856,771   | 1,852,803 | 2,709,574 | 526,980                            | 366,014  | 479,939   | 658,667 | 110,575       | 82,322            | 851,564      | 192,898     | 2,224,497   | 4,934,071  |
| 2023              | 402,209   | 224,932   | 627,142   | 330,885                            | 116,986  | 88,639    | 68,012  | 16,231        | 11,960            | 96,203       | 28,191      | 632,713     | 1,259,855  |
| 2024              | 216,470   | 914,961   | 1,131,431 | 191,942                            | 120,965  | 110,675   | 136,577 | 4,921         | 27,131            | 168,628      | 32,051      | 592,210     | 1,723,641  |
| 2025              | 921,236   | 957,785   | 1,879,022 | 722,808                            | 103,157  | 217,209   | 163,389 | 956           | 38,498            | 202,844      | 39,453      | 1,246,018   | 3,125,041  |
| Beaver Inlet      |           |           |           |                                    |          |           |         |               |                   |              |             |             |            |
| 1990              | 943,425   | 190,116   | 1,133,540 | 931,192                            | 229,362  | 97,860    | 27,006  | 3,088         | 767               | 30,861       | 3,855       | 1,289,273   | 2,422,812  |
| 1991              | 468,593   | 135,739   | 604,330   | 445,942                            | 177,808  | 72,225    | 21,813  | 2,114         | 0                 | 23,927       | 2,114       | 719,903     | 1,324,235  |
| 1994              | 38,944    | 51,504    | 90,449    | 33,987                             | 6,696    | 41,015    | 47,599  | 17,014        | 767               | 65,380       | 17,781      | 147,078     | 237,528    |
| 1995              | 702,632   | 28,569    | 731,200   | 555,875                            | 15,770   | 6,518     | 8,459   | 3,681         | 0                 | 12,140       | 3,681       | 590,303     | 1,321,504  |
| 1999              | 159,645   | 14,596    | 174,242   | 145,888                            | 7,207    | 5,851     | 1,534   | 0             | 1,534             | 3,068        | 1,534       | 162,014     | 336,256    |
| 2000              | 249,885   | 19,436    | 269,322   | 215,525                            | 19,500   | 11,892    | 2,577   | 0             | 0                 | 2,577        | 0           | 249,491     | 518,813    |
| 2003 <sup>a</sup> | 70,873    | 94,779    | 165,650   | 135,143                            | 109,191  | 51,213    | 5,409   | 0             | 0                 | 5,409        | 0           | 300,956     | 466,607    |
| 2006              | 369,585   | 62,136    | 431,720   | 323,375                            | 19,289   | 31,636    | 13,844  | 829           | 0                 | 14,673       | 829         | 388,974     | 820,694    |
| 2009              | 228,442   | 69,778    | 298,220   | 207,989                            | 35,479   | 87,445    | 14,992  | 1,003         | 0                 | 15,995       | 1,003       | 346,907     | 645,128    |
| 2012              | 334,008   | 11,153    | 345,161   | 304,359                            | 2,508    | 6,042     | 8,550   | 0             | 1,161             | 9,711        | 1,161       | 322,619     | 667,781    |
| 2015              | 30,257    | 65,922    | 96,178    | 27,473                             | 17,206   | 32,770    | 7,702   | 0             | 0                 | 7,702        | 0           | 85,151      | 181,330    |

-continued-

Table 12.–Page 4 of 6.

| Year            | Females                       |        |         | Number sublegal males by size (CW) |          |           |         | Recruit males | Postrecruit males | Mature males | Legal males | Total males | Total crab |
|-----------------|-------------------------------|--------|---------|------------------------------------|----------|-----------|---------|---------------|-------------------|--------------|-------------|-------------|------------|
|                 | Juvenile                      | Mature | Total   | <70 mm                             | 70-91 mm | 92-114 mm | >114 mm |               |                   |              |             |             |            |
| 2018            | 165,431                       | 14,611 | 180,040 | 161,260                            | 3,482    | 2,508     | 2,770   | 0             | 0                 | 2,770        | 0           | 170,019     | 350,059    |
| 2021            | 412,537                       | 2,505  | 415,042 | 396,895                            | 4,546    | 0         | 0       | 0             | 0                 | 0            | 0           | 401,441     | 816,486    |
| 2024            | 160,301                       | 47,979 | 208,279 | 154,273                            | 52,250   | 34,151    | 1,333   | 0             | 0                 | 1,333        | 0           | 242,007     | 450,286    |
| Usof Bay        |                               |        |         |                                    |          |           |         |               |                   |              |             |             |            |
| 1990            | 97,777                        | 24,414 | 122,190 | 97,607                             | 96,108   | 28,041    | 1,957   | 541           | 0                 | 2,498        | 541         | 224,252     | 346,442    |
| 1991            | 84,679                        | 69,979 | 154,658 | 219,357                            | 245,549  | 63,800    | 26,863  | 4,396         | 2,625             | 33,884       | 7,021       | 562,591     | 717,249    |
| 1994            | 15,007                        | 3,500  | 18,507  | 13,151                             | 8,412    | 5,957     | 7,601   | 875           | 0                 | 8,476        | 875         | 35,995      | 54,501     |
| 1995            | 32,329                        | 3,301  | 35,630  | 40,438                             | 9,693    | 6,681     | 4,375   | 0             | 2,625             | 7,000        | 2,625       | 63,812      | 99,442     |
| 1999            | 76,557                        | 10,787 | 87,344  | 67,910                             | 12,590   | 2,405     | 0       | 0             | 0                 | 0            | 0           | 82,905      | 170,250    |
| 2000            | 50,848                        | 7,689  | 58,537  | 47,161                             | 4,465    | 4,465     | 0       | 0             | 0                 | 0            | 0           | 56,089      | 114,626    |
| 2003            | 29,595                        | 67,884 | 97,479  | 32,895                             | 85,721   | 148,258   | 29,458  | 0             | 873               | 30,331       | 873         | 297,204     | 394,683    |
| 2004            | area removed from survey plan |        |         |                                    |          |           |         |               |                   |              |             |             |            |
| Akun Bay        |                               |        |         |                                    |          |           |         |               |                   |              |             |             |            |
| 1990            | 1,991                         | 1,063  | 3,055   | 0                                  | 0        | 0         | 0       | 0             | 0                 | 0            | 0           | 0           | 3,055      |
| 1991            | 0                             | 0      | 0       | 928                                | 0        | 0         | 0       | 0             | 0                 | 0            | 0           | 928         | 928        |
| 1994            | 0                             | 0      | 0       | 0                                  | 0        | 0         | 0       | 0             | 0                 | 0            | 0           | 0           | 0          |
| 1995            | 0                             | 0      | 0       | 0                                  | 0        | 0         | 0       | 0             | 0                 | 0            | 0           | 0           | 0          |
| 1999            | 4,253                         | 1,063  | 5,317   | 0                                  | 4,253    | 4,253     | 0       | 0             | 0                 | 0            | 0           | 8,506       | 13,823     |
| 2000            | 3,158                         | 5,317  | 8,474   | 6,348                              | 3,190    | 0         | 0       | 0             | 0                 | 0            | 0           | 9,537       | 18,012     |
| 2003            | 0                             | 3,055  | 3,055   | 0                                  | 1,063    | 2,127     | 0       | 0             | 0                 | 0            | 0           | 3,190       | 6,245      |
| 2004            | area removed from survey plan |        |         |                                    |          |           |         |               |                   |              |             |             |            |
| Pumicestone Bay |                               |        |         |                                    |          |           |         |               |                   |              |             |             |            |
| 1990            | 48,373                        | 0      | 48,373  | 48,114                             | 668      | 0         | 0       | 0             | 0                 | 0            | 0           | 48,783      | 97,156     |
| 1991            | 23,621                        | 228    | 23,849  | 18,668                             | 5,696    | 1,139     | 0       | 0             | 228               | 228          | 228         | 25,732      | 49,580     |
| 1994            | 6,350                         | 896    | 7,246   | 5,635                              | 5,225    | 5,149     | 668     | 0             | 0                 | 668          | 0           | 16,678      | 23,924     |
| 1995            | 10,055                        | 3,493  | 13,550  | 9,289                              | 3,903    | 3,698     | 1,337   | 0             | 0                 | 1,337        | 0           | 18,228      | 31,777     |
| 1999            | 12,836                        | 0      | 12,836  | 8,408                              | 1,153    | 0         | 1,485   | 743           | 743               | 2,971        | 1,485       | 12,531      | 25,367     |
| 2000            | 3,253                         | 1,485  | 4,738   | 342                                | 743      | 0         | 2,970   | 743           | 0                 | 3,713        | 743         | 4,798       | 9,536      |
| 2003            | 225,266                       | 20,529 | 245,795 | 276,451                            | 76,811   | 25,134    | 2,673   | 668           | 0                 | 3,341        | 668         | 381,738     | 627,533    |
| 2004            | 49,246                        | 873    | 50,120  | 31,511                             | 1,747    | 2,673     | 668     | 0             | 0                 | 668          | 0           | 36,601      | 86,719     |
| 2005            | 45,475                        | 19,382 | 64,857  | 41,520                             | 19,382   | 48,790    | 7,352   | 1,337         | 668               | 9,357        | 2,005       | 119,050     | 183,907    |
| 2006            | 35,646                        | 10,532 | 46,178  | 51,545                             | 17,266   | 17,393    | 6,912   | 0             | 456               | 7,368        | 456         | 93,571      | 139,748    |
| 2007            | 230,825                       | 2,570  | 233,394 | 224,319                            | 29,987   | 2,570     | 0       | 0             | 0                 | 0            | 0           | 256,876     | 490,270    |

-continued-

Table 12.—Page 5 of 6.

| Year  | Females                       |           |           | Number sublegal males by size (CW) |           |           |           | Recruit males | Postrecruit males | Mature males | Legal males | Total males | Total crab |
|---|-------------------------------|-----------|-----------|------------------------------------|-----------|-----------|-----------|---------------|-------------------|--------------|-------------|-------------|------------|
|   | Juvenile                      | Mature    | Total     | <70 mm                             | 70-91 mm  | 92-114 mm | >114 mm   |               |                   |              |             |             |            |
| 2008  | 42,835                        | 4,466     | 47,301    | 67,083                             | 128,050   | 32,195    | 1,936     | 0             | 0                 | 1,936        | 0           | 229,263     | 276,565    |
| 2009  | 10,273                        | 1,181     | 11,453    | 9,137                              | 5,026     | 9,347     | 1,437     | 0             | 0                 | 1,437        | 0           | 24,948      | 36,401     |
| 2010  | 17,943                        | 4,614     | 22,557    | 20,896                             | 11,032    | 11,431    | 5,526     | 0             | 0                 | 5,526        | 0           | 48,883      | 71,441     |
| 2011  | 251,840                       | 513       | 252,353   | 231,496                            | 2,563     | 0         | 0         | 1,376         | 0                 | 1,376        | 1,376       | 235,436     | 487,789    |
| 2012  | 97,844                        | 9,741     | 107,585   | 87,508                             | 13,586    | 3,076     | 769       | 256           | 0                 | 1,025        | 256         | 105,194     | 212,779    |
| 2013  | 59,780                        | 15,525    | 75,305    | 33,502                             | 14,468    | 8,780     | 2,021     | 1,352         | 0                 | 3,373        | 1,352       | 60,122      | 135,427    |
| 2014  | 17,919                        | 655       | 18,575    | 13,589                             | 2,877     | 655       | 655       | 0             | 0                 | 655          | 0           | 17,777      | 36,352     |
| 2015  | area removed from survey plan |           |           |                                    |           |           |           |               |                   |              |             |             |            |
| Cape Idak                                     |                               |           |           |                                    |           |           |           |               |                   |              |             |             |            |
| 1990  | 3,255                         | 3,662     | 6,917     | 0                                  | 2,713     | 0         | 2,713     | 0             | 3,255             | 5,968        | 3,255       | 8,680       | 15,597     |
| 1991  | 119,622                       | 2,848     | 122,470   | 122,470                            | 3,797     | 949       | 1,898     | 0             | 0                 | 1,898        | 0           | 129,114     | 251,585    |
| 1994  | 0                             | 949       | 949       | 2,848                              | 5,697     | 0         | 0         | 0             | 0                 | 0            | 0           | 8,545       | 9,494      |
| 1995  | 0                             | 0         | 0         | 0                                  | 1,898     | 0         | 0         | 0             | 0                 | 0            | 0           | 1,898       | 1,898      |
| 1999  | 949                           | 2,848     | 3,798     | 3,798                              | 3,798     | 1,898     | 0         | 0             | 0                 | 0            | 0           | 9,494       | 13,292     |
| 2000  | 12,342                        | 5,697     | 18,039    | 18,038                             | 19,937    | 9,493     | 949       | 0             | 0                 | 949          | 0           | 48,419      | 66,456     |
| 2003  | 0                             | 6,646     | 6,646     | 1,898                              | 9,493     | 18,038    | 0         | 0             | 0                 | 0            | 0           | 29,431      | 36,076     |
| 2004  | area removed from survey plan |           |           |                                    |           |           |           |               |                   |              |             |             |            |
| Inanudak Bay                                  |                               |           |           |                                    |           |           |           |               |                   |              |             |             |            |
| 1990  | 4,462                         | 0         | 4,462     | 0                                  | 0         | 2,936     | 949       | 0             | 0                 | 949          | 0           | 3,885       | 8,347      |
| 1991  | not surveyed                  |           |           |                                    |           |           |           |               |                   |              |             |             |            |
| 1994  | 2,904                         | 0         | 2,904     | 1,452                              | 0         | 0         | 0         | 0             | 0                 | 0            | 0           | 1,452       | 4,356      |
| 1995  | area removed from survey plan |           |           |                                    |           |           |           |               |                   |              |             |             |            |
| EASTERN ALEUTIAN DISTRICT TOTALS <sup>b</sup> |                               |           |           |                                    |           |           |           |               |                   |              |             |             |            |
| 1990  | 3,115,822                     | 1,663,588 | 4,779,410 | 2,720,667                          | 1,381,467 | 730,194   | 345,941   | 37,253        | 29,525            | 412,718      | 66,778      | 5,245,042   | 10,024,452 |
| 1991  | 2,554,395                     | 1,145,326 | 3,699,719 | 2,652,595                          | 1,078,309 | 779,331   | 551,249   | 37,470        | 64,134            | 652,853      | 101,605     | 5,163,091   | 8,862,812  |
| 1994  | 228,952                       | 216,841   | 445,793   | 203,927                            | 53,667    | 162,012   | 197,048   | 56,617        | 4,846             | 258,511      | 61,465      | 678,118     | 1,123,911  |
| 1995  | 915,606                       | 134,540   | 1,050,146 | 730,505                            | 68,306    | 98,556    | 165,046   | 8,877         | 19,718            | 193,641      | 28,596      | 1,091,009   | 2,141,155  |
| 1999  | 1,140,268                     | 979,188   | 2,119,459 | 869,315                            | 305,026   | 1,018,551 | 1,386,951 | 339,631       | 60,362            | 1,786,944    | 399,992     | 3,979,837   | 6,099,296  |
| 2000  | 1,299,205                     | 1,560,706 | 2,859,910 | 876,324                            | 433,827   | 523,433   | 522,337   | 130,095       | 32,277            | 684,709      | 162,373     | 2,518,289   | 5,378,199  |
| 2003  | 520,939                       | 2,017,932 | 2,538,869 | 614,894                            | 508,606   | 980,402   | 1,026,705 | 311,241       | 334,419           | 1,672,365    | 645,660     | 3,776,270   | 6,315,138  |
| 2004  | 685,764                       | 1,809,572 | 2,495,338 | 603,375                            | 408,437   | 564,836   | 615,674   | 436,992       | 97,667            | 1,150,333    | 534,661     | 2,726,983   | 5,222,319  |
| 2005  | 1,342,526                     | 960,388   | 2,302,915 | 1,131,282                          | 495,127   | 366,123   | 635,543   | 234,524       | 237,960           | 1,108,027    | 472,483     | 3,100,558   | 5,403,474  |
| 2006  | 1,234,942                     | 717,064   | 1,952,006 | 1,116,179                          | 440,298   | 454,622   | 518,156   | 71,872        | 671,146           | 1,261,174    | 743,018     | 3,272,272   | 5,224,276  |

-continued-

Table 12.—Page 6 of 6.

| Year | Females   |           |           | Number sublegal males by size (CW) |           |           |         | Recruit males | Postrecruit males | Mature males | Legal males | Total males | Total crab |
|------|-----------|-----------|-----------|------------------------------------|-----------|-----------|---------|---------------|-------------------|--------------|-------------|-------------|------------|
|      | Juvenile  | Mature    | Total     | <70 mm                             | 70-91 mm  | 92-114 mm | >114 mm |               |                   |              |             |             |            |
| 2007 | 3,957,988 | 3,232,113 | 7,190,100 | 2,194,743                          | 1,068,988 | 1,101,121 | 782,269 | 124,473       | 394,881           | 1,301,623    | 519,354     | 5,666,475   | 12,856,575 |
| 2008 | 779,337   | 3,529,373 | 4,308,709 | 567,494                            | 690,584   | 722,309   | 940,078 | 135,617       | 267,512           | 1,343,207    | 403,130     | 3,323,595   | 7,632,306  |
| 2009 | 720,670   | 4,046,181 | 4,766,849 | 527,162                            | 293,743   | 834,585   | 881,962 | 179,899       | 206,688           | 1,268,549    | 386,587     | 2,924,039   | 7,690,889  |
| 2010 | 545,970   | 784,550   | 1,330,521 | 351,262                            | 136,581   | 254,715   | 530,915 | 81,219        | 83,290            | 695,424      | 164,509     | 1,437,980   | 2,768,501  |
| 2011 | 489,477   | 794,274   | 1,283,751 | 410,637                            | 72,826    | 195,169   | 449,048 | 32,503        | 81,190            | 562,741      | 113,692     | 1,241,374   | 2,525,125  |
| 2012 | 806,505   | 1,197,583 | 2,004,087 | 670,004                            | 213,877   | 354,950   | 613,976 | 42,765        | 256,204           | 912,945      | 298,968     | 2,151,773   | 4,155,862  |
| 2013 | 2,201,516 | 1,554,590 | 3,756,105 | 1,388,644                          | 385,145   | 408,713   | 328,535 | 21,913        | 73,080            | 423,528      | 94,993      | 2,606,030   | 6,362,135  |
| 2014 | 936,680   | 2,492,859 | 3,429,540 | 729,530                            | 1,108,911 | 1,161,672 | 781,302 | 36,618        | 118,354           | 936,274      | 154,971     | 3,936,388   | 7,365,927  |
| 2015 | 940,936   | 808,529   | 1,749,464 | 835,846                            | 269,664   | 331,932   | 320,711 | 56,895        | 21,779            | 399,385      | 78,674      | 1,836,828   | 3,586,292  |
| 2016 | 260,976   | 1,425,851 | 1,686,827 | 142,515                            | 239,086   | 405,813   | 199,603 | 6,270         | 34,582            | 240,455      | 40,852      | 1,027,870   | 2,714,698  |
| 2017 | 2,285,154 | 4,605,478 | 6,890,632 | 1,824,592                          | 410,640   | 495,868   | 336,278 | 13,388        | 115,479           | 465,145      | 128,867     | 3,196,244   | 10,086,876 |
| 2018 | 1,375,400 | 2,980,234 | 4,355,631 | 833,304                            | 700,176   | 352,875   | 408,182 | 30,534        | 108,935           | 547,651      | 139,469     | 2,434,006   | 6,789,638  |
| 2019 | 1,634,268 | 2,084,998 | 3,719,266 | 1,341,070                          | 523,114   | 471,637   | 169,539 | 1,416         | 20,492            | 191,447      | 21,908      | 2,527,269   | 6,246,536  |
| 2021 | 2,572,694 | 2,161,045 | 4,733,740 | 2,566,052                          | 1,691,509 | 757,476   | 418,638 | 31,399        | 51,920            | 501,957      | 83,319      | 5,516,992   | 10,250,735 |
| 2022 | 1,229,103 | 2,651,584 | 3,880,687 | 882,743                            | 812,610   | 746,760   | 752,913 | 117,086       | 82,321            | 952,320      | 199,409     | 3,394,433   | 7,275,121  |
| 2023 | 833,444   | 235,560   | 1,069,005 | 716,582                            | 123,199   | 89,483    | 69,538  | 16,231        | 11,960            | 97,729       | 28,191      | 1,026,993   | 2,095,998  |
| 2024 | 822,417   | 1,970,164 | 2,792,579 | 788,182                            | 587,083   | 876,441   | 629,036 | 4,921         | 32,176            | 666,132      | 37,096      | 2,917,837   | 5,710,416  |
| 2025 | 3,756,837 | 1,806,153 | 5,562,991 | 2,959,766                          | 381,168   | 483,110   | 288,445 | 9,632         | 39,776            | 337,853      | 49,408      | 4,161,898   | 9,724,889  |

Note: CW = carapace width.

<sup>a</sup> Beginning in 2003 Beaver Inlet has been surveyed triennially.

<sup>b</sup> Surveys in the Eastern Aleutian District did not begin until 1990, and were not conducted in 1992, 1993, 1996–1998, 2001, 2002, or 2020.

Table 13.—Skate catch in kilograms and number caught by sex and species from the large-mesh bottom trawl survey, 2025.

| Species        | Weight (kg)   | Number of skates |              | Total count  |
|----------------|---------------|------------------|--------------|--------------|
|                |               | Male             | Female       |              |
| Bering Skate   | 1,428         | 366              | 394          | 760          |
| longnose skate | 4,228         | 293              | 384          | 677          |
| big skate      | 8,620         | 135              | 455          | 590          |
| Aleutian skate | 1,201         | 46               | 126          | 172          |
| Alaska skate   | 175           | 18               | 13           | 31           |
| <b>Total</b>   | <b>15,653</b> | <b>858</b>       | <b>1,372</b> | <b>2,230</b> |

Table 14.—Average near-bottom water temperatures by district and year from the large-mesh bottom trawl surveys, 1991–2025.

| Survey Year | Kodiak District | South Peninsula District | Eastern Aleutian District | Chignik District | Survey average |
|-------------|-----------------|--------------------------|---------------------------|------------------|----------------|
| 1991        | 5.73            | 6.57                     | —                         | 6.91             | 6.22           |
| 1992        | 6.17            | 6.60                     | —                         | 6.46             | 6.33           |
| 1993        | 6.00            | 6.63                     | —                         | 6.72             | 6.25           |
| 1994        | 5.94            | —                        | 5.83                      | —                | 5.93           |
| 1995        | 5.57            | —                        | 5.50                      | 6.27             | 5.64           |
| 1996        | 6.17            | 6.30                     | —                         | 6.95             | 6.28           |
| 1997        | 6.45            | 6.93                     | —                         | 6.95             | 6.65           |
| 1998        | 6.68            | 6.20                     | —                         | 7.05             | 6.58           |
| 1999        | 5.70            | 7.02                     | 5.54                      | 8.55             | 6.28           |
| 2000        | 6.17            | 5.87                     | 5.71                      | 6.54             | 6.08           |
| 2001        | 6.71            | 6.26                     | —                         | 6.84             | 6.61           |
| 2002        | 5.65            | 6.52                     | —                         | 5.96             | 5.92           |
| 2003        | 6.73            | 7.19                     | 6.51                      | 6.94             | 6.84           |
| 2004        | 6.03            | 6.38                     | 5.70                      | 6.41             | 6.14           |
| 2005        | 6.49            | 6.58                     | 5.83                      | 7.04             | 6.54           |
| 2006        | 6.02            | 6.56                     | 5.84                      | 6.95             | 6.25           |
| 2007        | 5.11            | 5.32                     | 5.10                      | 5.94             | 5.26           |
| 2008        | 5.48            | 5.21                     | 4.90                      | 5.67             | 5.40           |
| 2009        | 5.35            | 5.52                     | 5.06                      | 5.41             | 5.38           |
| 2010        | 6.15            | 6.12                     | 5.34                      | 6.57             | 6.15           |
| 2011        | 5.81            | 5.41                     | 5.17                      | 5.26             | 5.61           |
| 2012        | 5.31            | 5.38                     | 5.06                      | 6.11             | 5.41           |
| 2013        | 5.49            | 5.82                     | 5.83                      | 5.18             | 5.56           |
| 2014        | 6.45            | 6.66                     | 6.03                      | 7.08             | 6.55           |
| 2015        | 6.59            | 7.17                     | 6.57                      | 6.94             | 6.78           |
| 2016        | 7.46            | 7.13                     | 6.64                      | 7.18             | 7.30           |
| 2017        | 6.28            | 5.80                     | 5.84                      | 6.07             | 6.11           |
| 2018        | 6.19            | 6.48                     | 6.21                      | 5.88             | 6.22           |
| 2019        | 7.11            | 7.65                     | 6.57                      | —                | 7.26           |
| 2020        | 6.27            | 5.29                     | —                         | 5.06             | 5.85           |
| 2021        | 5.93            | 6.65                     | 6.23                      | 5.77             | 6.11           |
| 2022        | 6.26            | 6.29                     | 5.86                      | 6.24             | 6.24           |
| 2023        | 6.23            | 6.52                     | 5.51                      | 6.07             | 6.24           |
| 2024        | 6.88            | 6.04                     | 5.70                      | 5.69             | 6.17           |
| 2025        | 6.96            | 6.86                     | 6.29                      | 6.91             | 6.89           |

Note: En dashes indicate that temperatures were not collected.

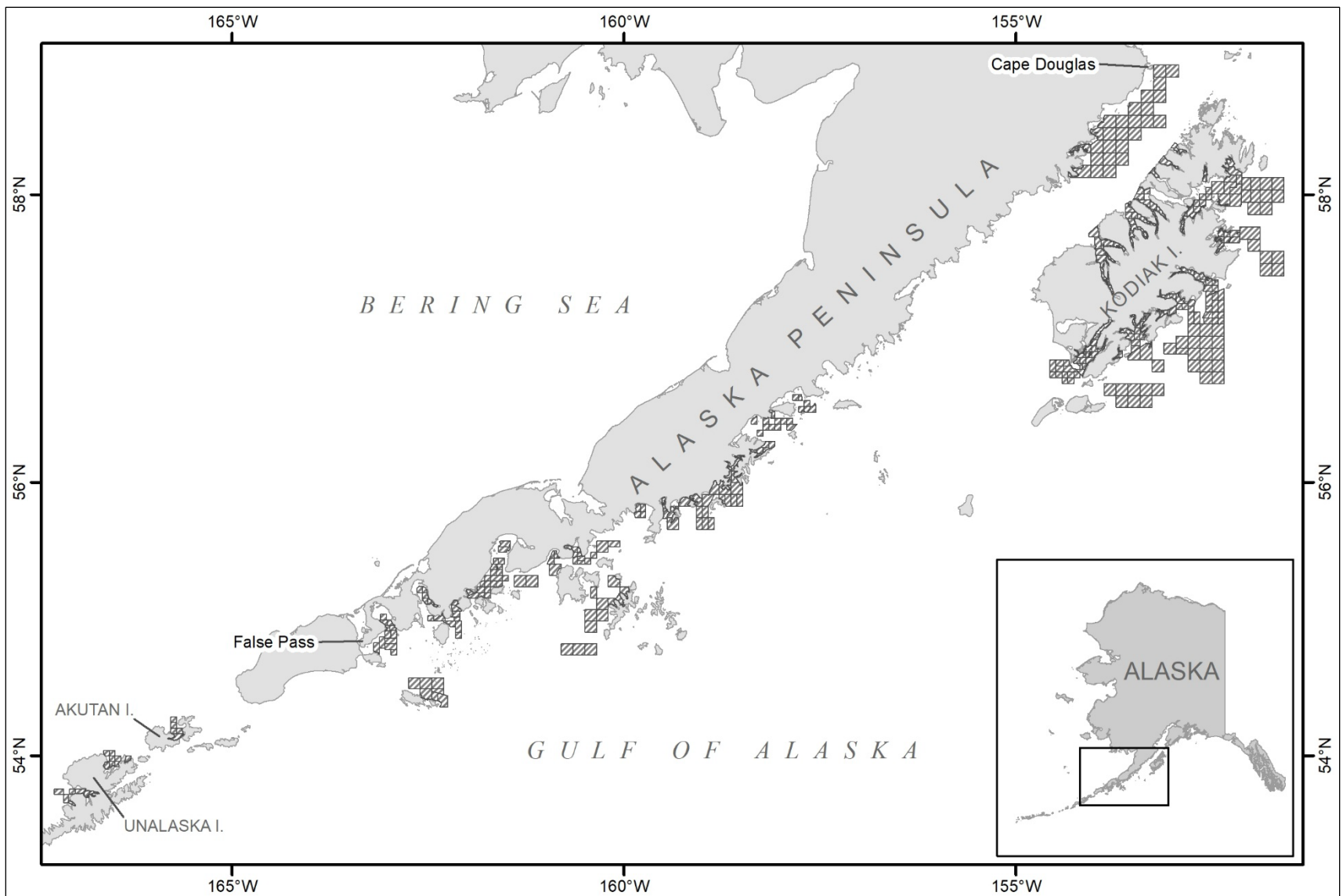


Figure 1.—Large-mesh bottom trawl survey stations, 2025.

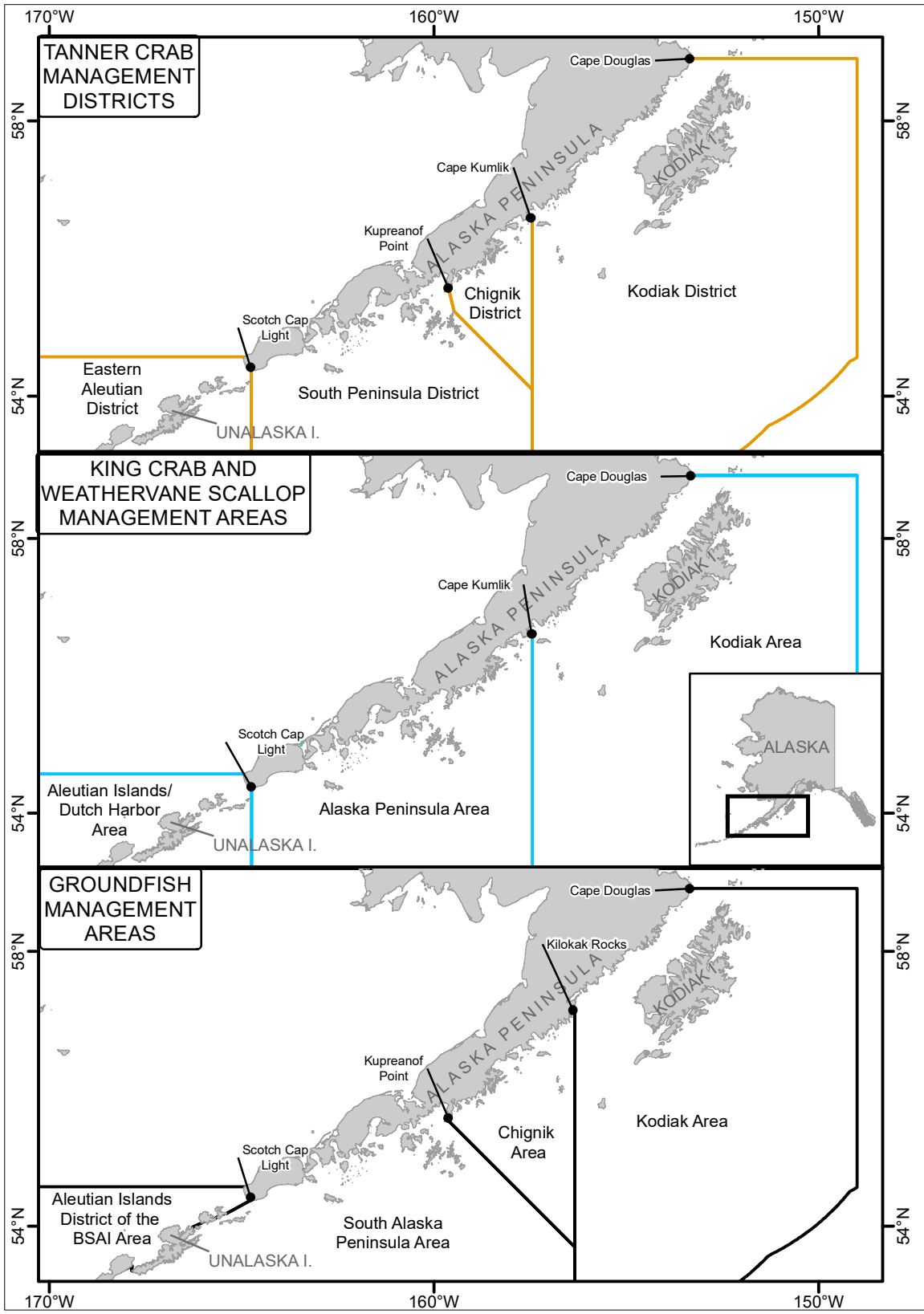


Figure 2.—Tanner crab, king crab, weathervane scallop, and groundfish management units in the bottom trawl survey area.

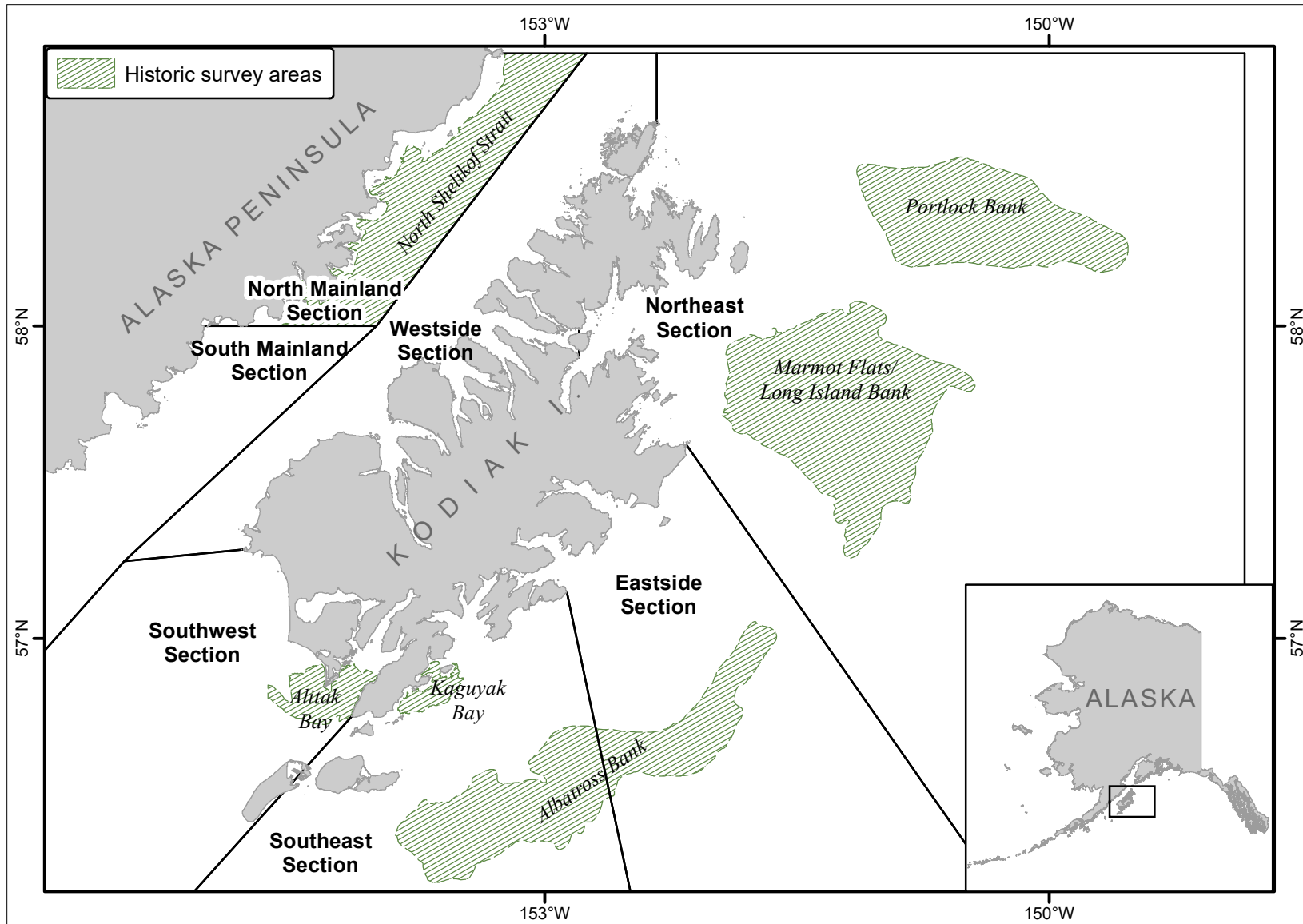


Figure 3.—Historical trawl survey areas and current Tanner crab management sections in the Kodiak District.

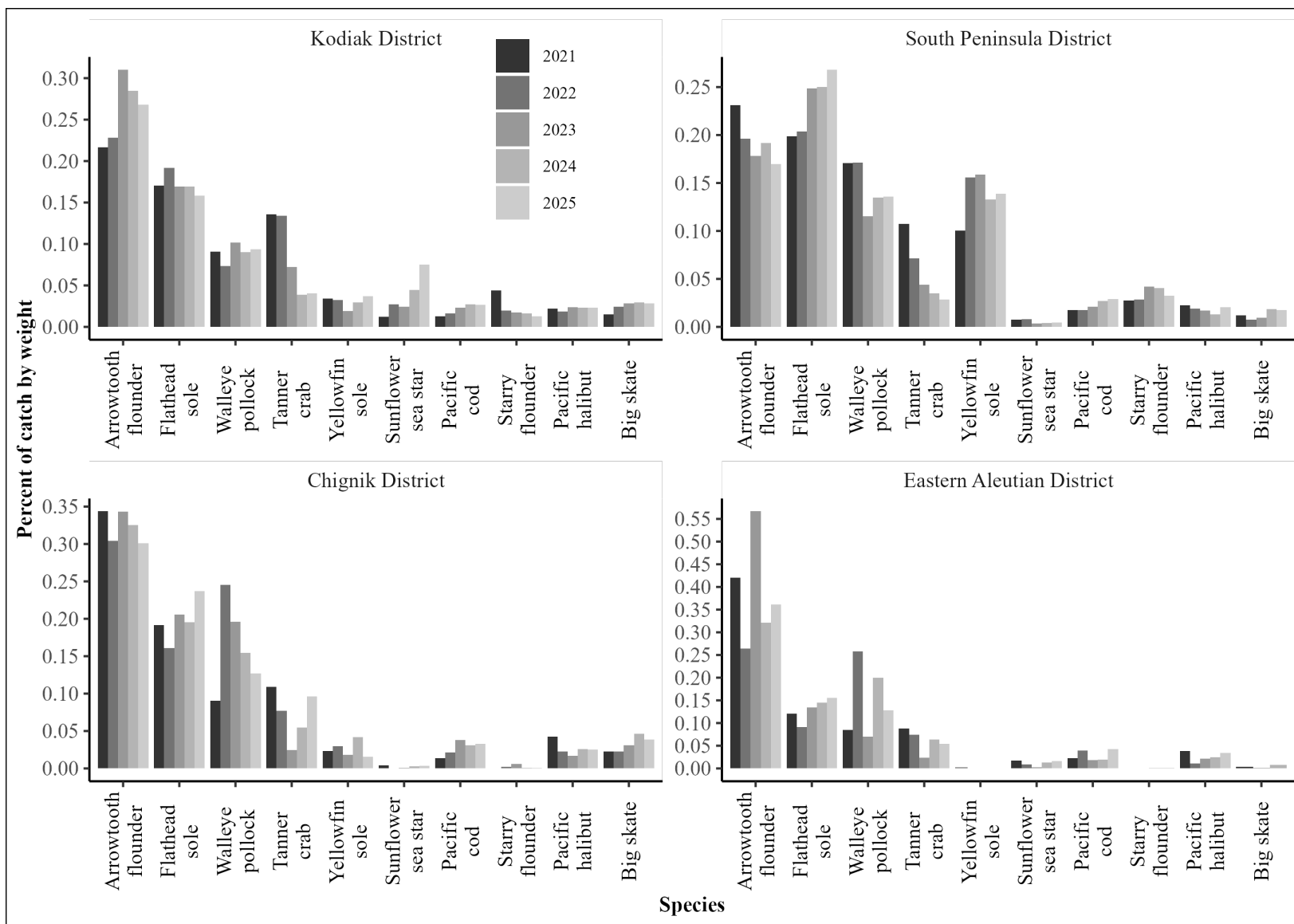


Figure 4.—Top species caught by weight in the large-mesh bottom trawl surveys by district, 2021–2025.

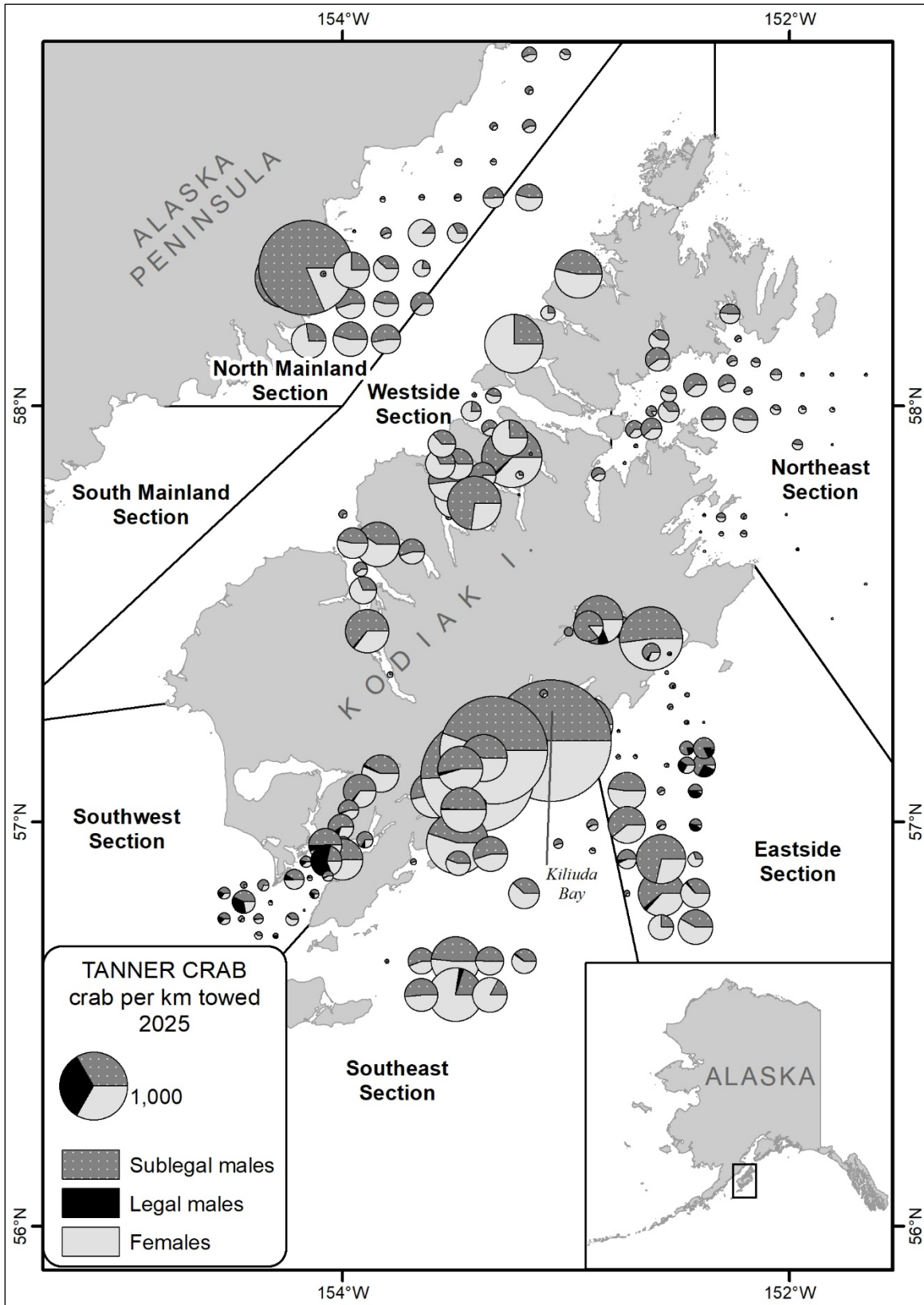


Figure 5.—Number of Tanner crab per kilometer towed in the 2025 Kodiak District large-mesh bottom trawl survey.

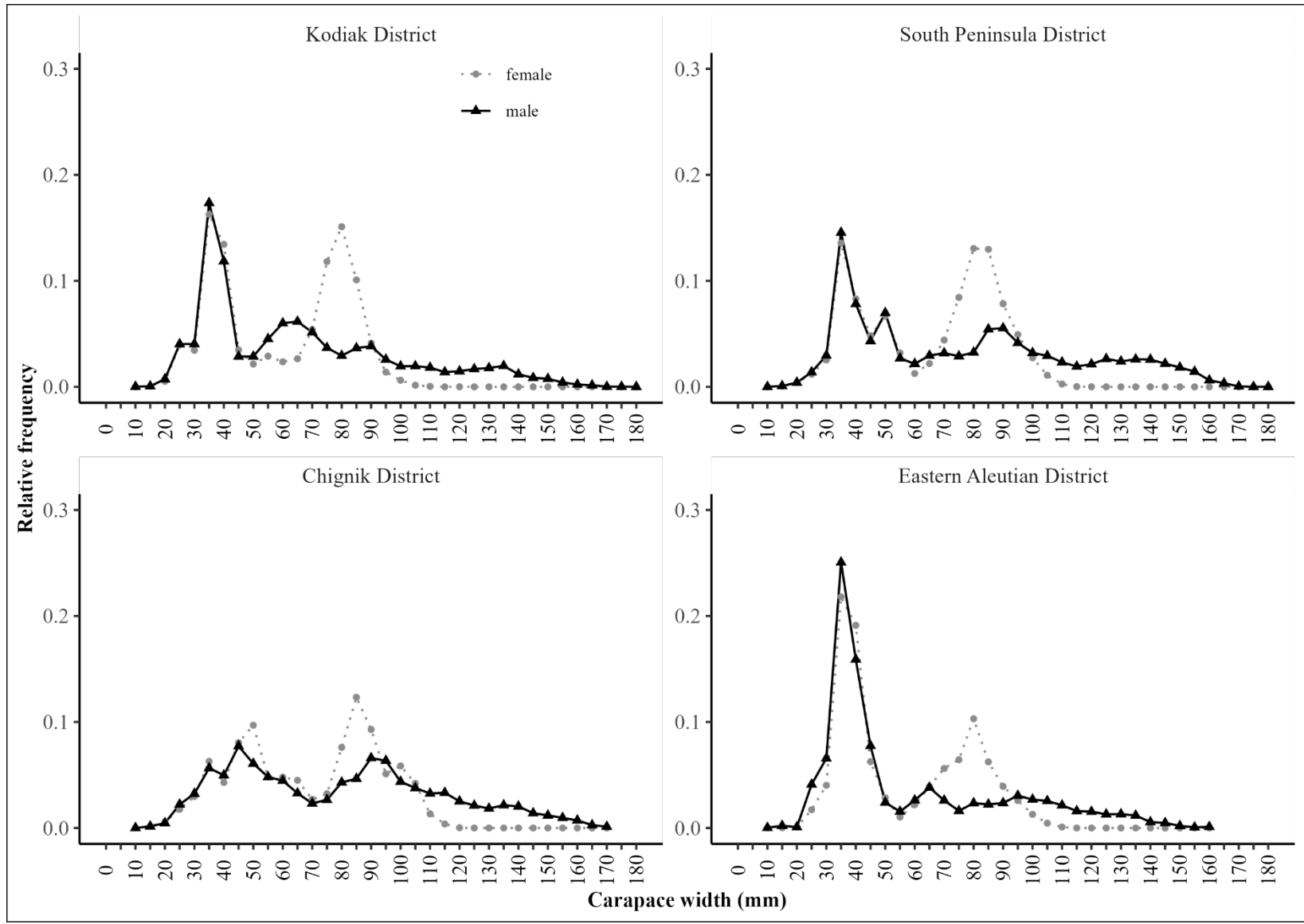


Figure 6.—Tanner crab relative size frequency by sex and district from the 2025 large-mesh bottom trawl survey.

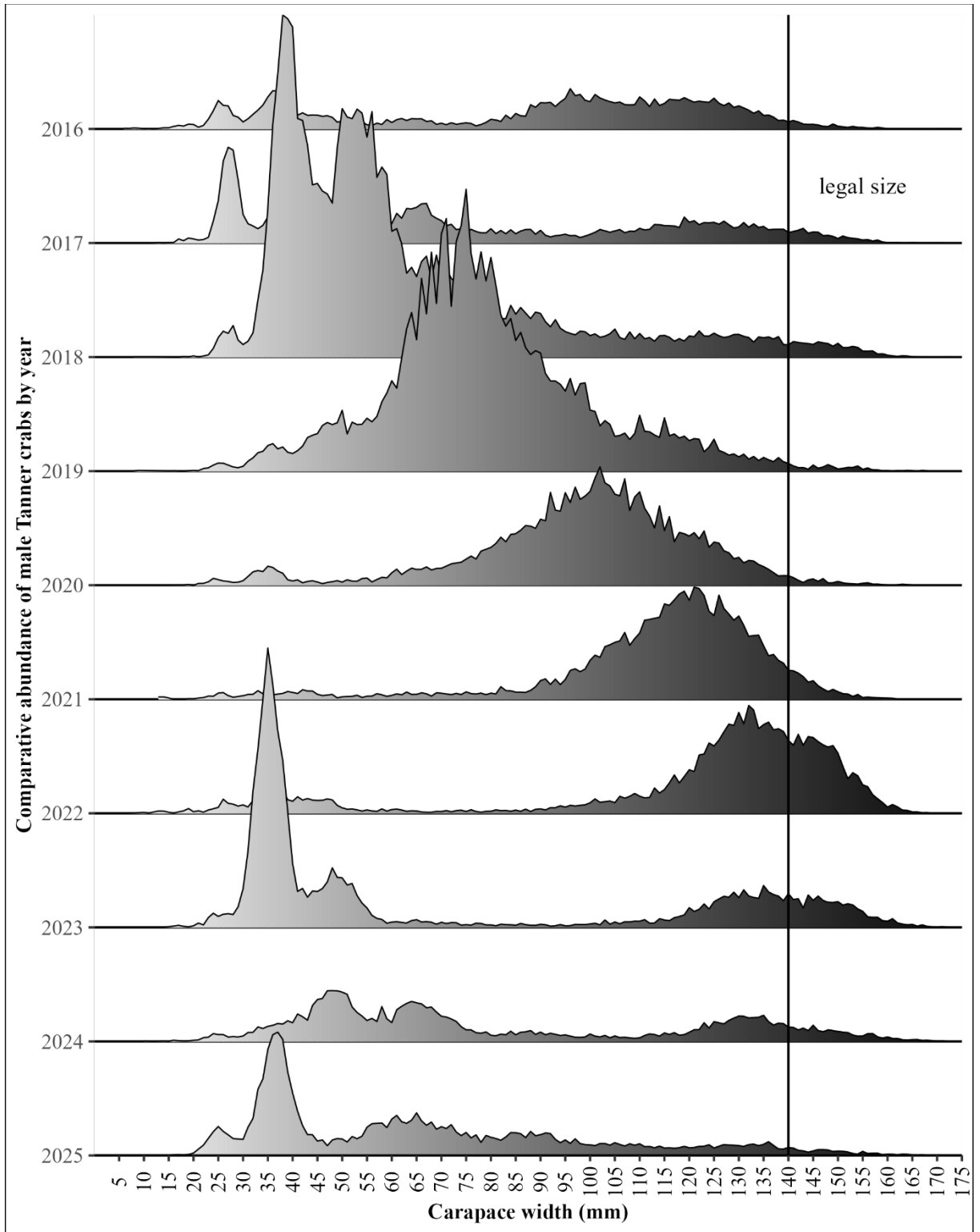


Figure 7.—Tanner crab male abundance estimates by carapace width in the Kodiak District large-mesh bottom trawl surveys, 2016–2025.

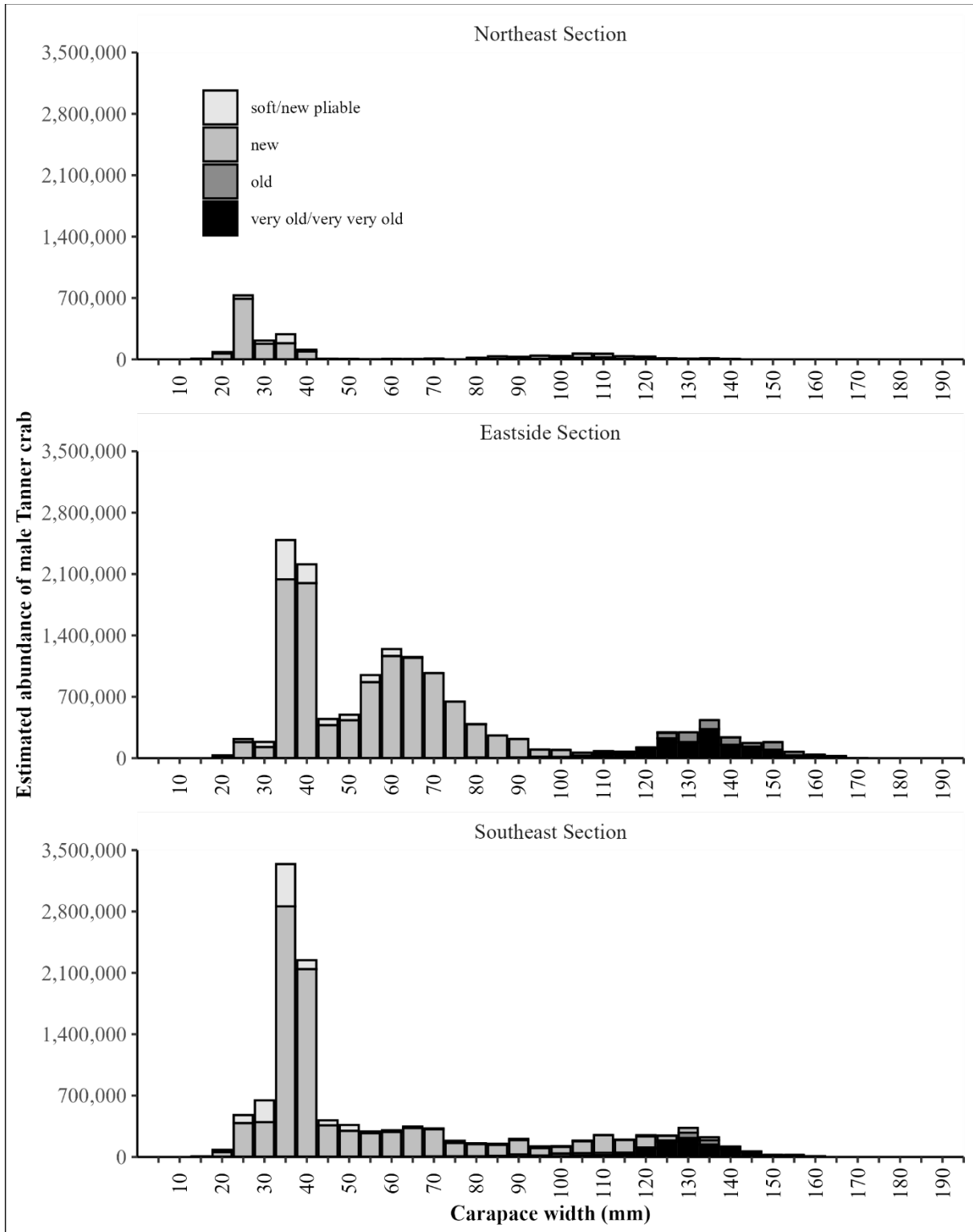


Figure 8.—Tanner crab male abundance estimates by carapace width and shell condition from the Northeast, Eastside, and Southeast Sections of the 2025 Kodiak District large-mesh bottom trawl survey.

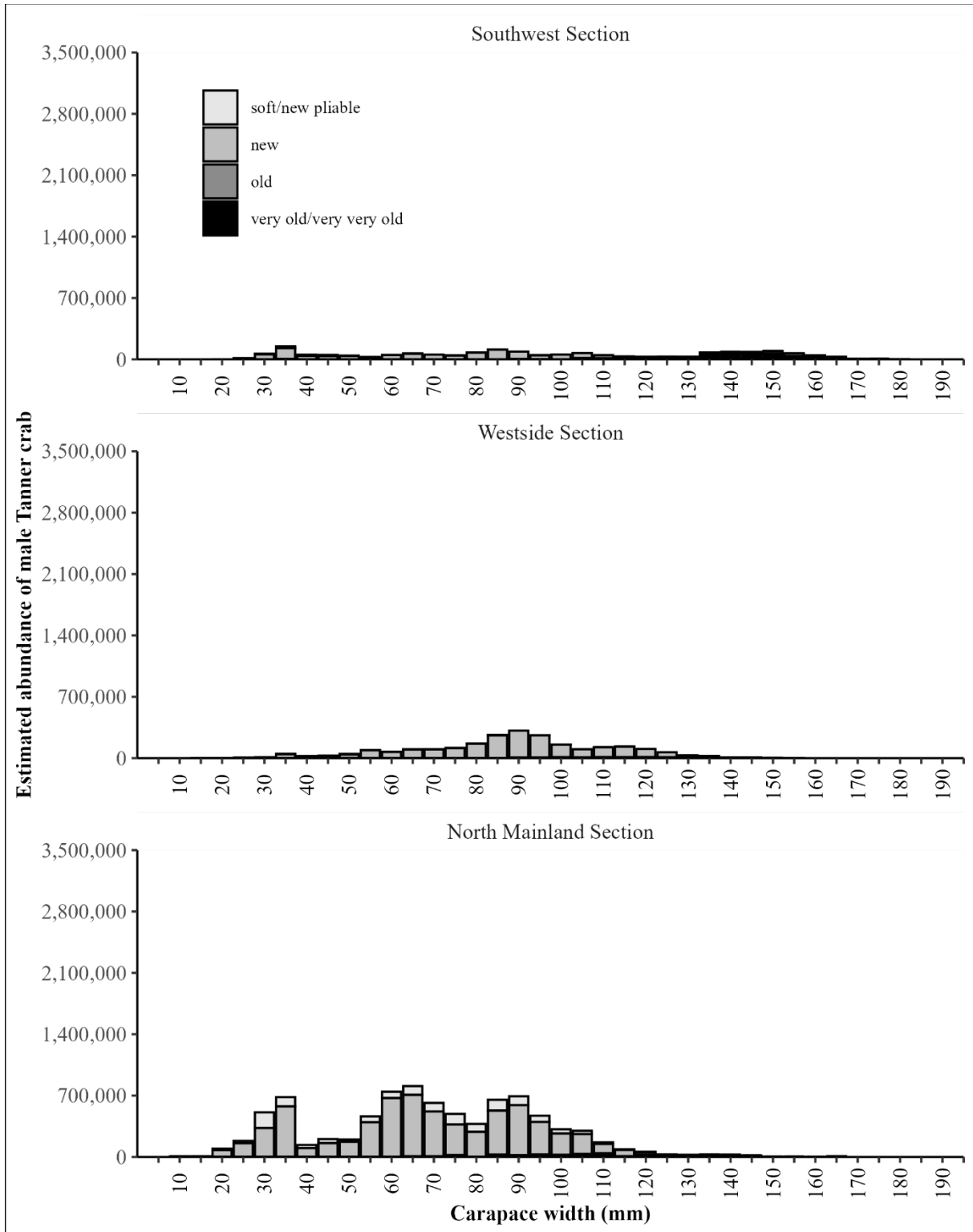


Figure 9.—Tanner crab male abundance estimates by carapace width and shell condition from the Southwest, Westside, and North Mainland Sections of the 2025 Kodiak District large-mesh bottom trawl survey.

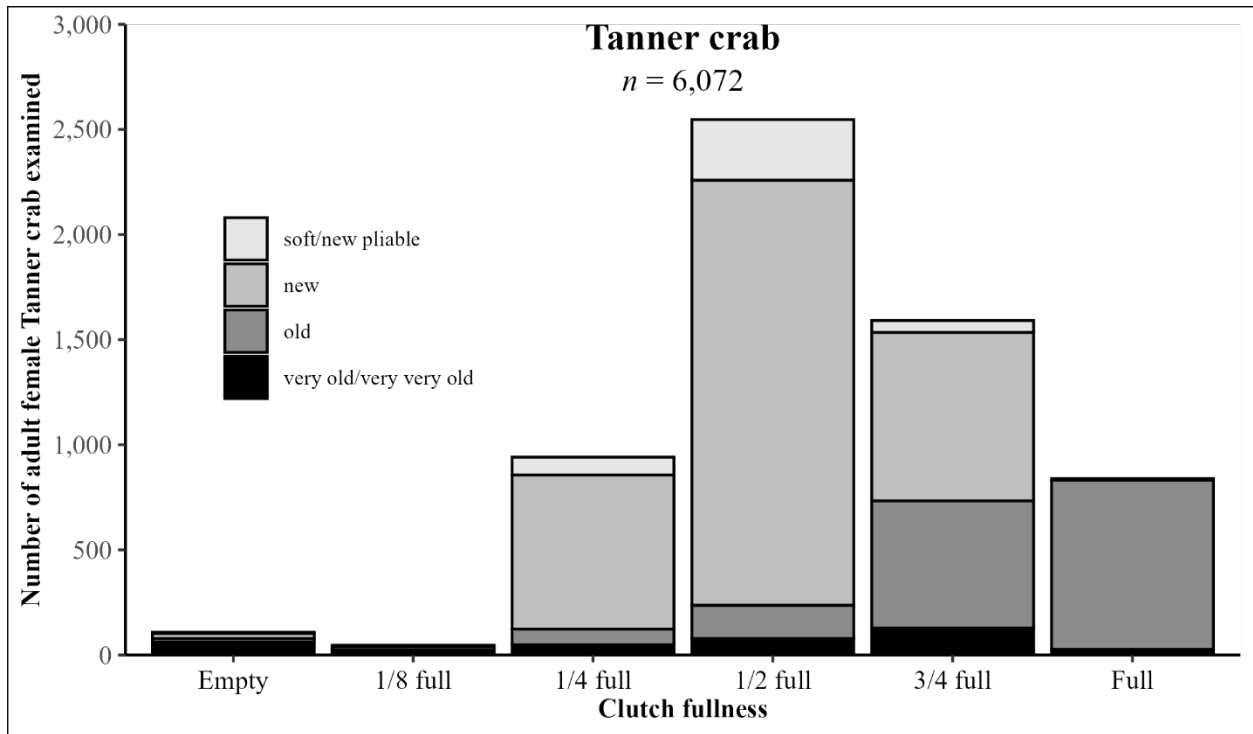


Figure 10.—Tanner crab mature female egg clutch fullness by shell condition in the Kodiak District large-mesh bottom trawl survey, 2025.

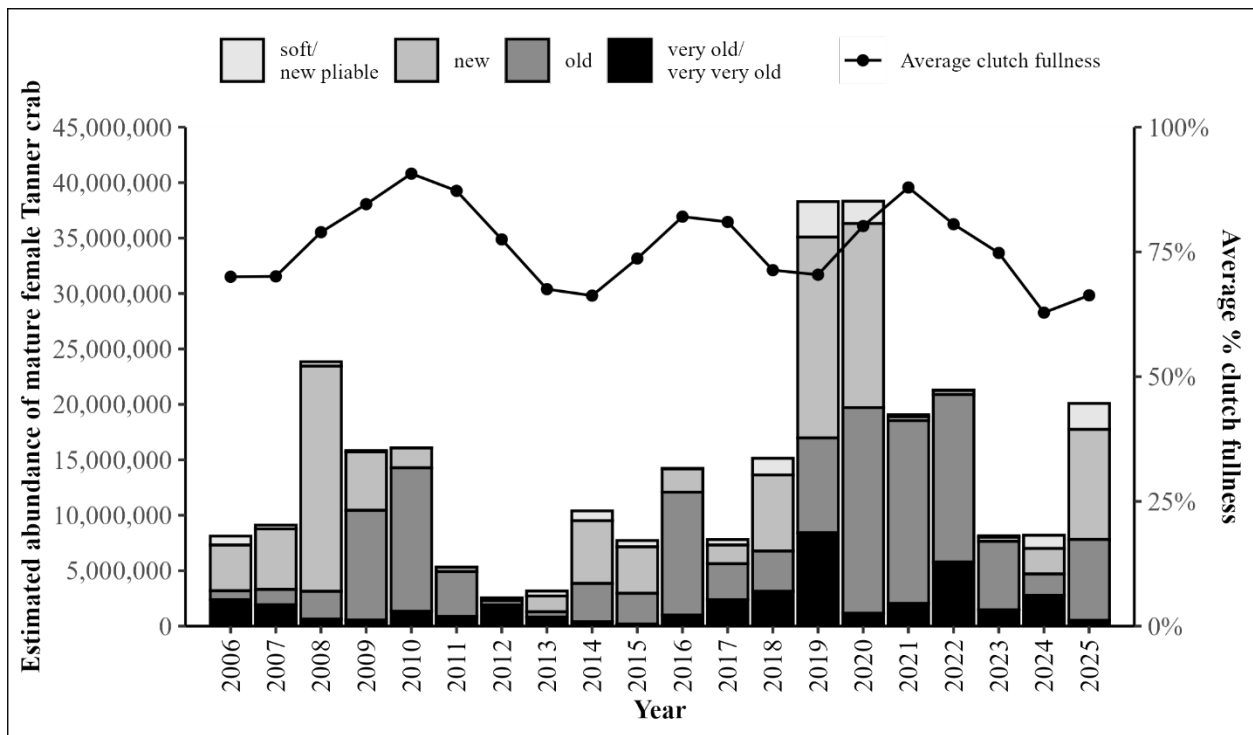


Figure 11.—Tanner crab mature female abundance by shell condition and average clutch fullness for the Kodiak District from the 2006–2025 large-mesh bottom trawl surveys.

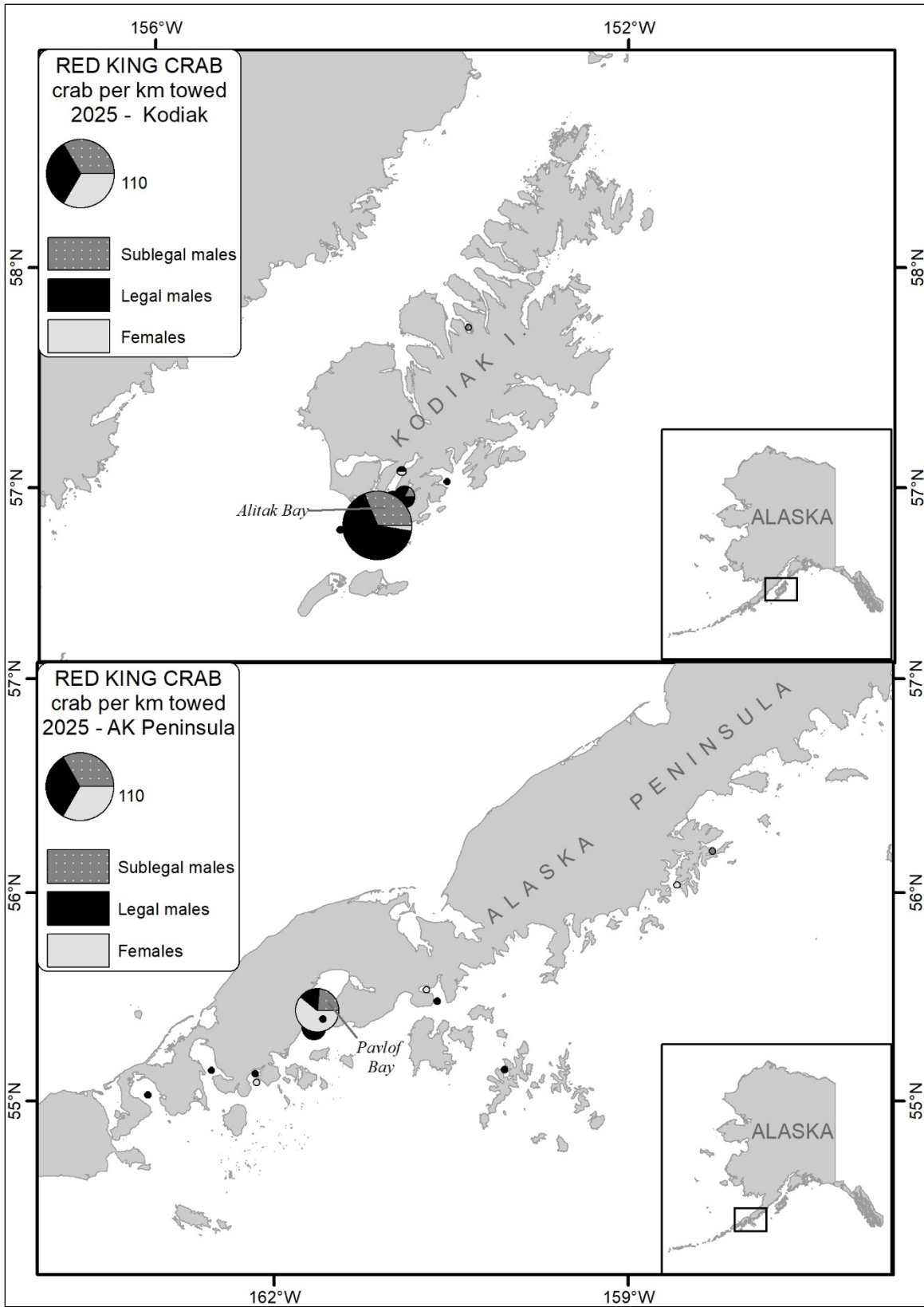


Figure 12.—Number of red king crab per kilometer towed in the 2025 Kodiak and Alaska Peninsula Areas large-mesh bottom trawl survey.

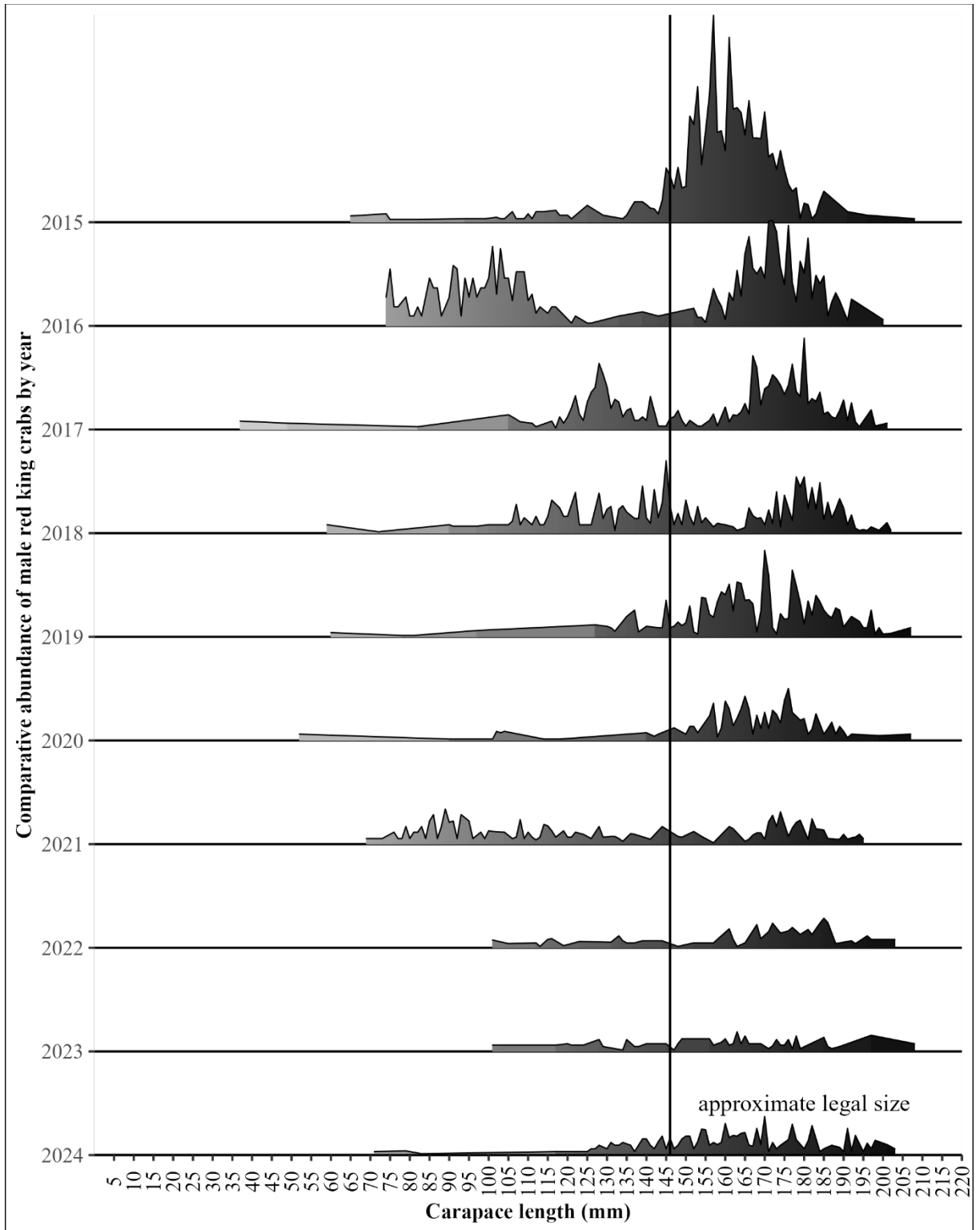


Figure 13.—Red king crab male abundance estimates by carapace length in the Kodiak Area large-mesh bottom trawl surveys, 2016–2025.

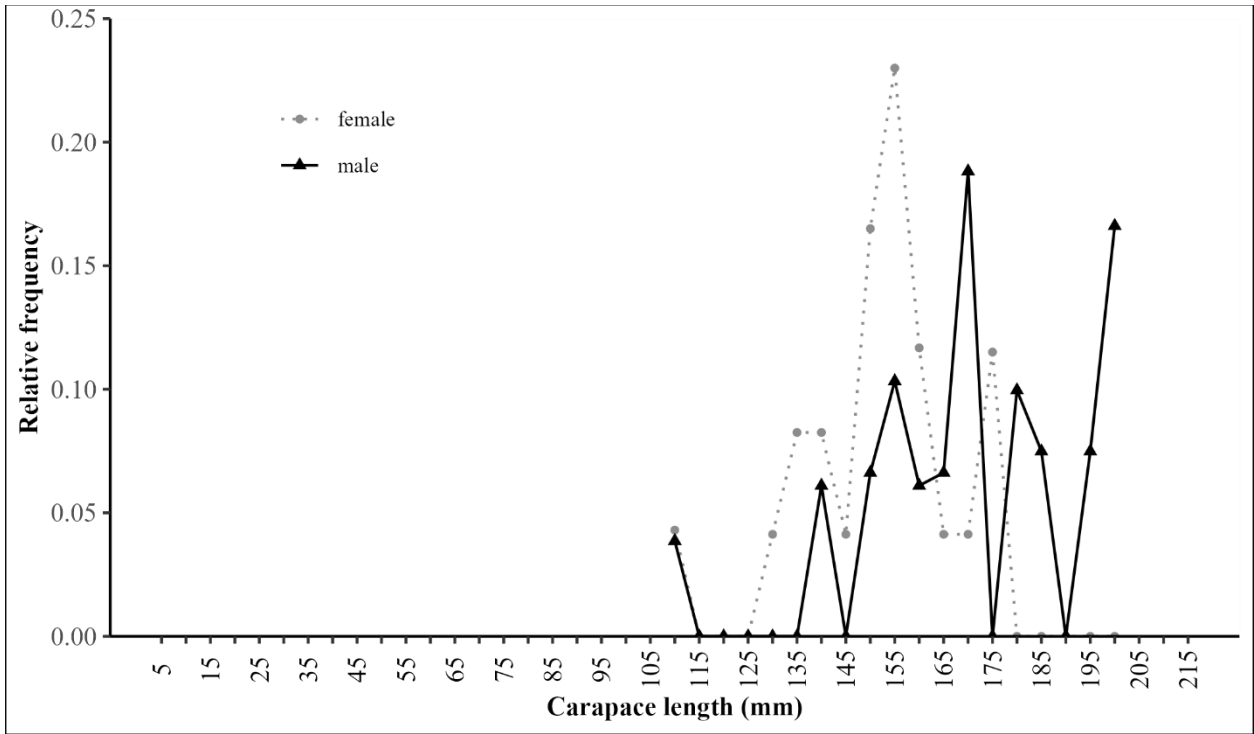


Figure 14.–Red king crab relative size frequency by sex from the Kodiak Area large-mesh bottom trawl survey, 2025.

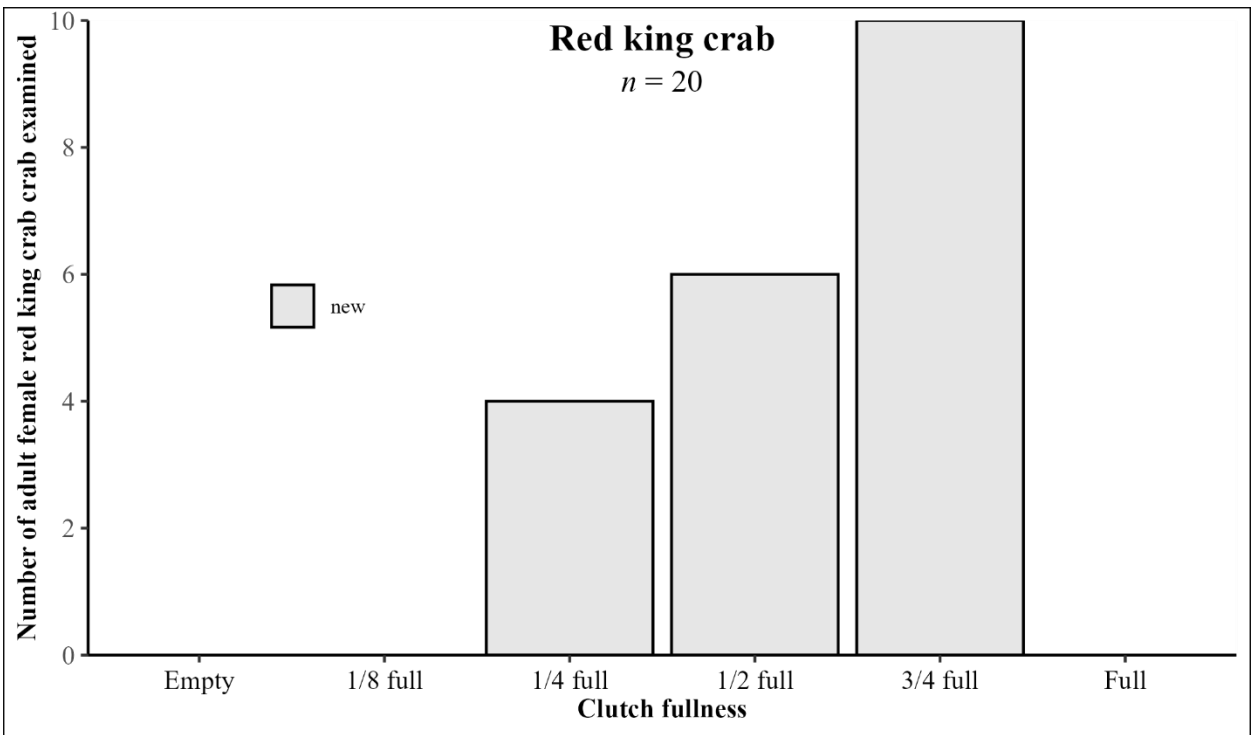


Figure 15.–Red king crab mature female egg clutch fullness by shell condition in the Kodiak Area large-mesh bottom trawl survey, 2025.

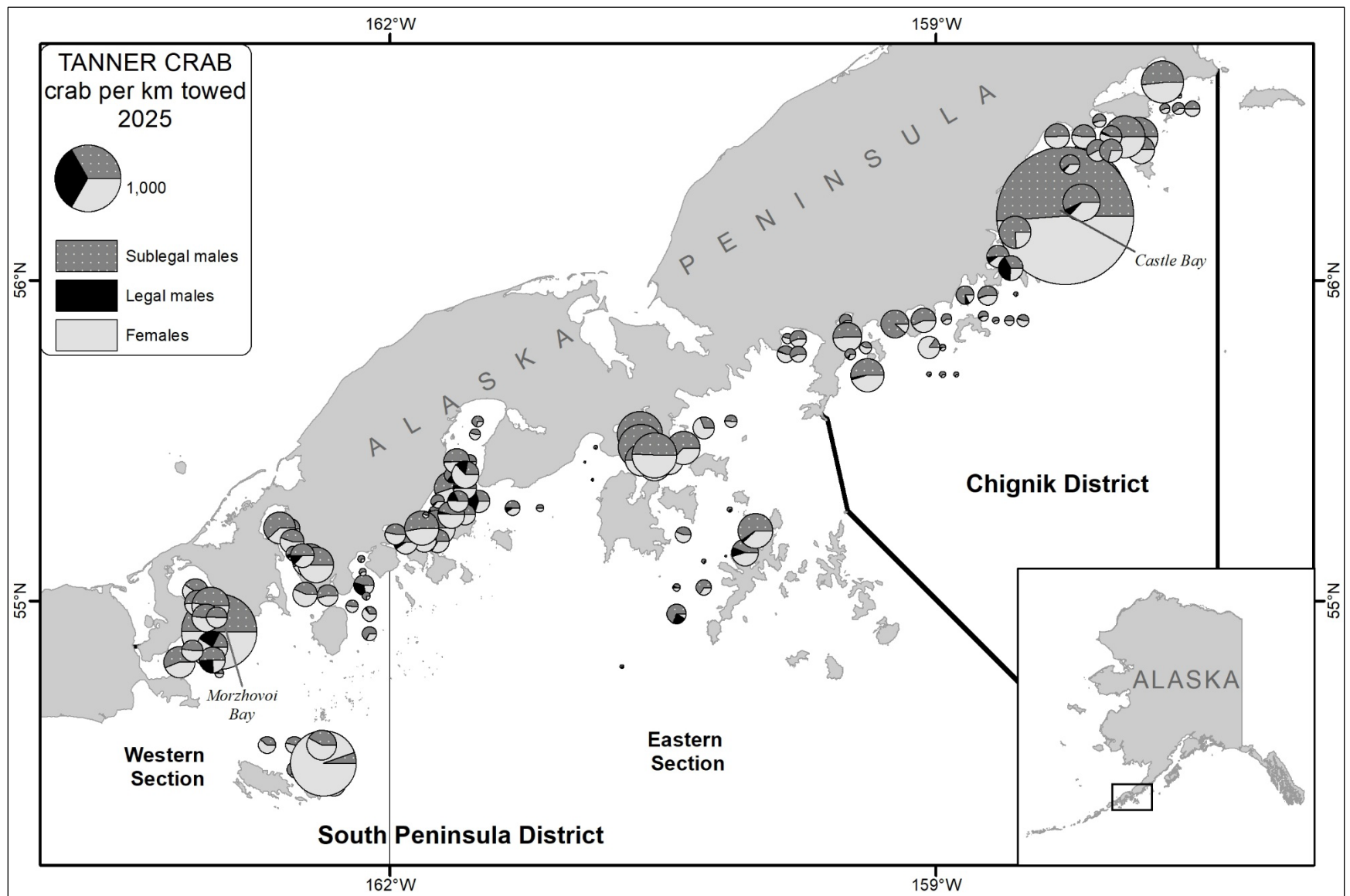


Figure 16.—Number of Tanner crab per kilometer towed in the 2025 South Peninsula and Chignik Districts large-mesh bottom trawl survey.

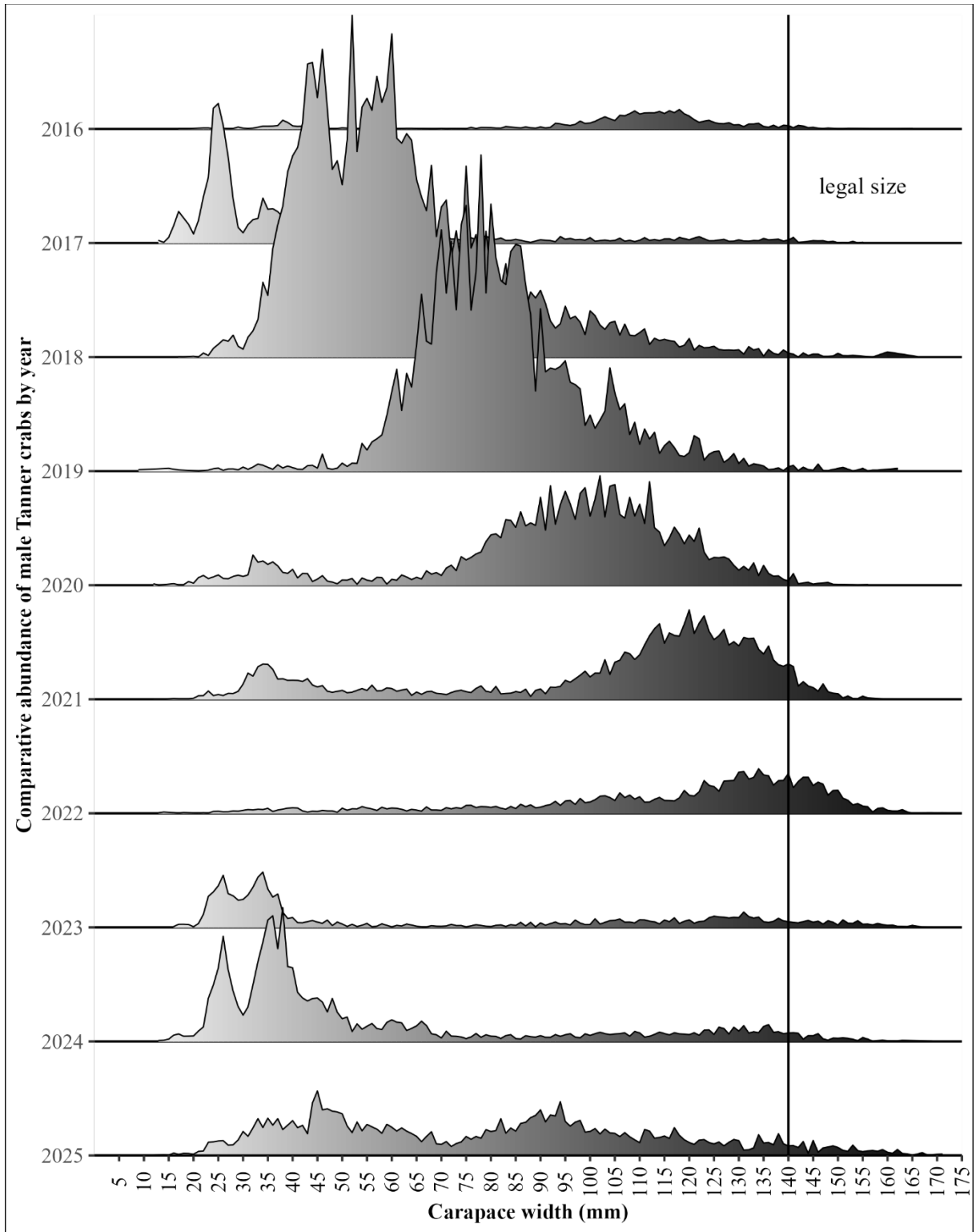


Figure 17.—Tanner crab male abundance estimates by carapace width in the Chignik District large-mesh bottom trawl surveys, 2016–2025.

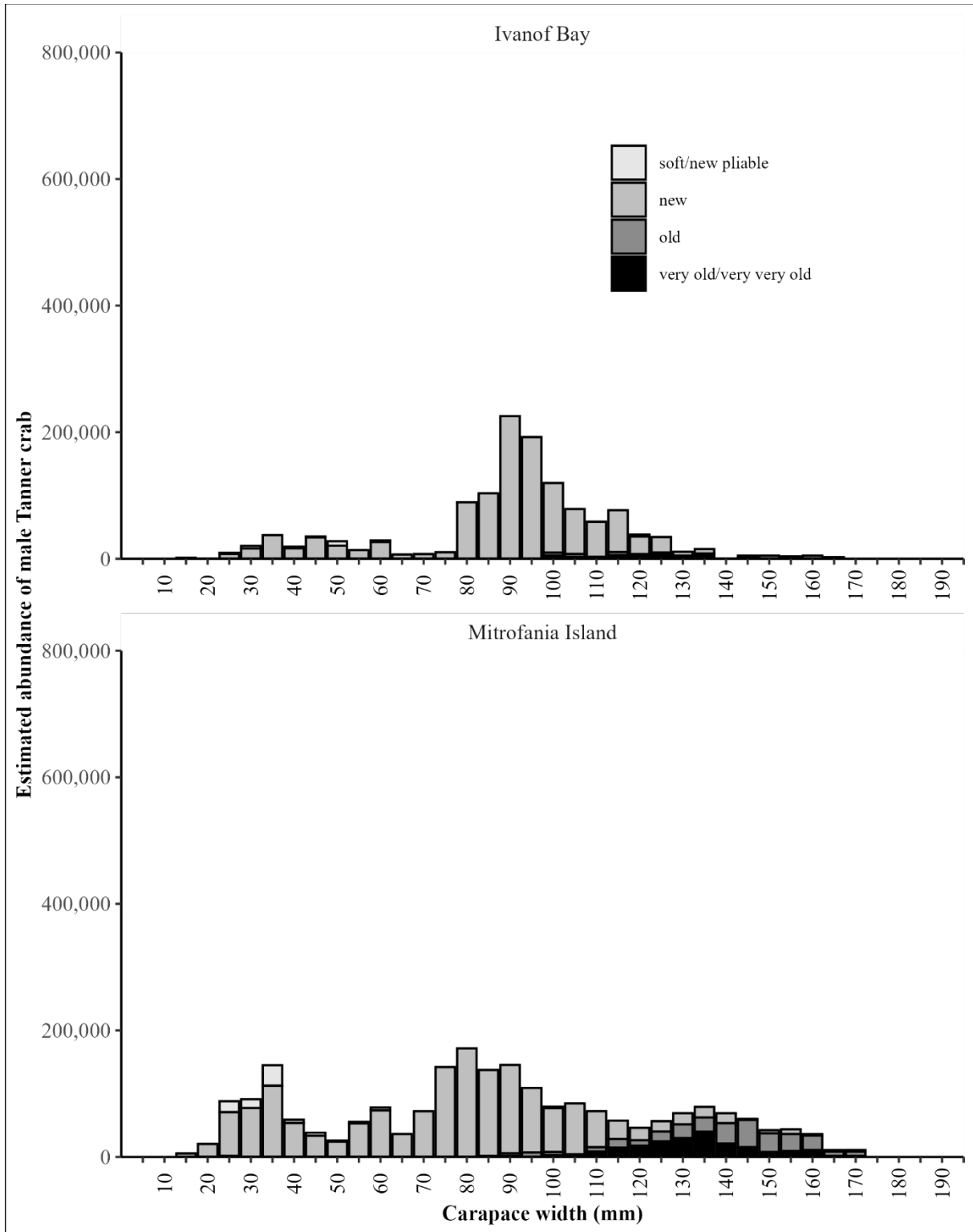


Figure 18.—Tanner crab male abundance estimates by carapace width and shell condition from Ivanof Bay and Mitrofanina Island in the 2025 Chignik District large-mesh bottom trawl survey.

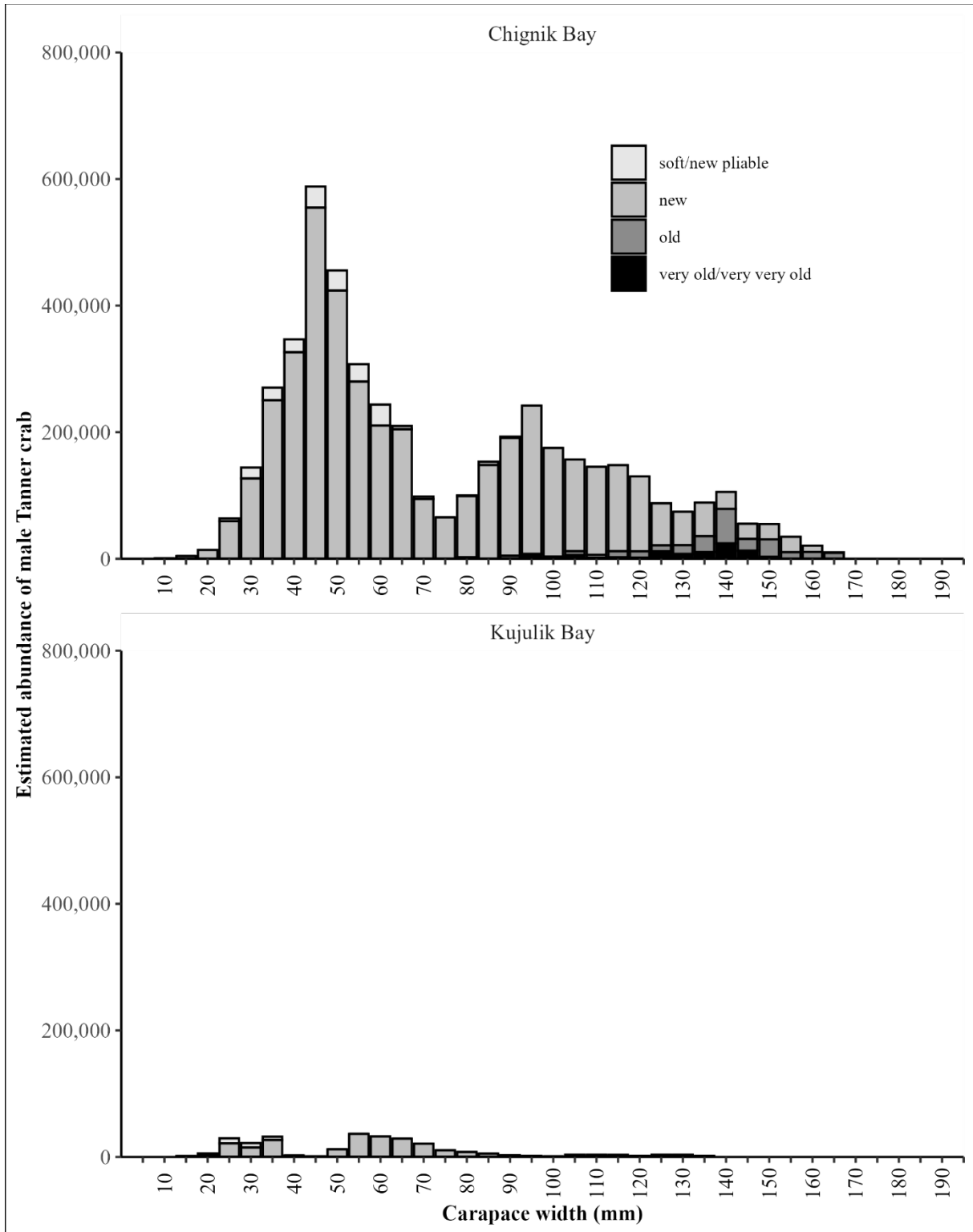


Figure 19.—Tanner crab male abundance estimates by carapace width and shell condition from Chignik Bay and Kujulik Bay in the 2025 Chignik District large-mesh bottom trawl survey.

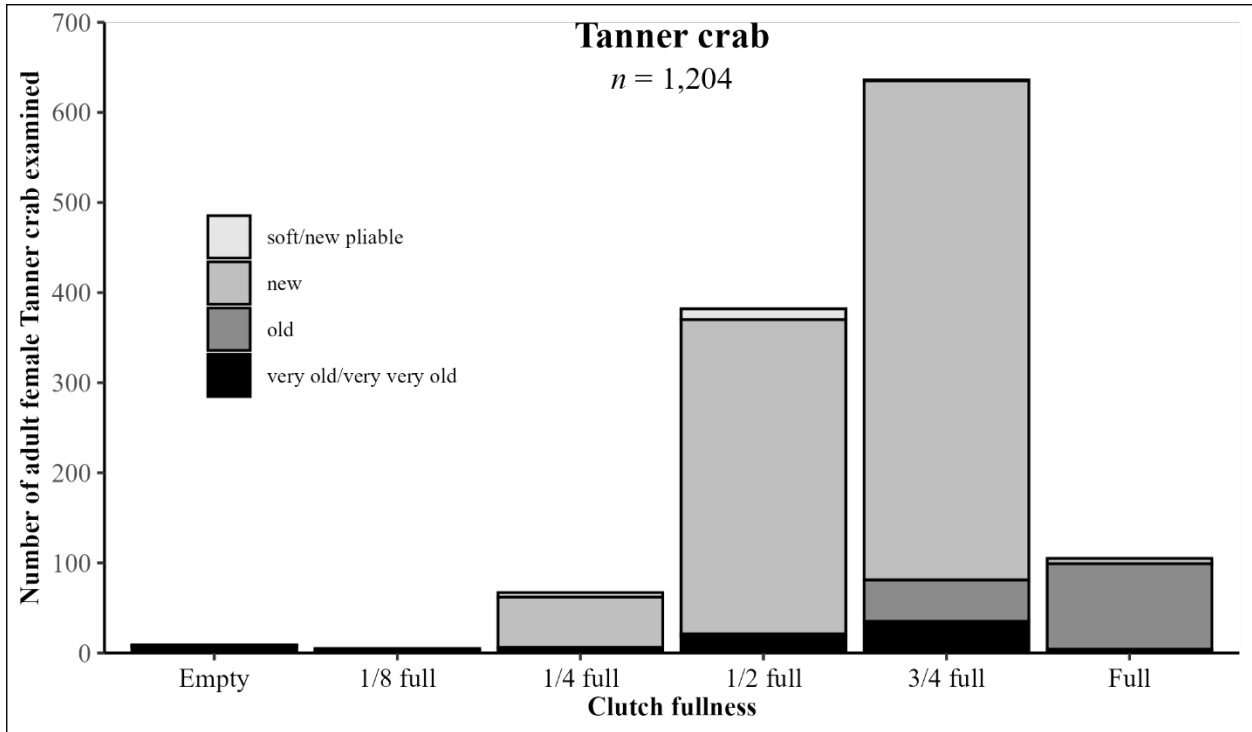


Figure 20.—Tanner crab mature female egg clutch fullness by shell condition in the Chignik District large-mesh bottom trawl survey, 2025.

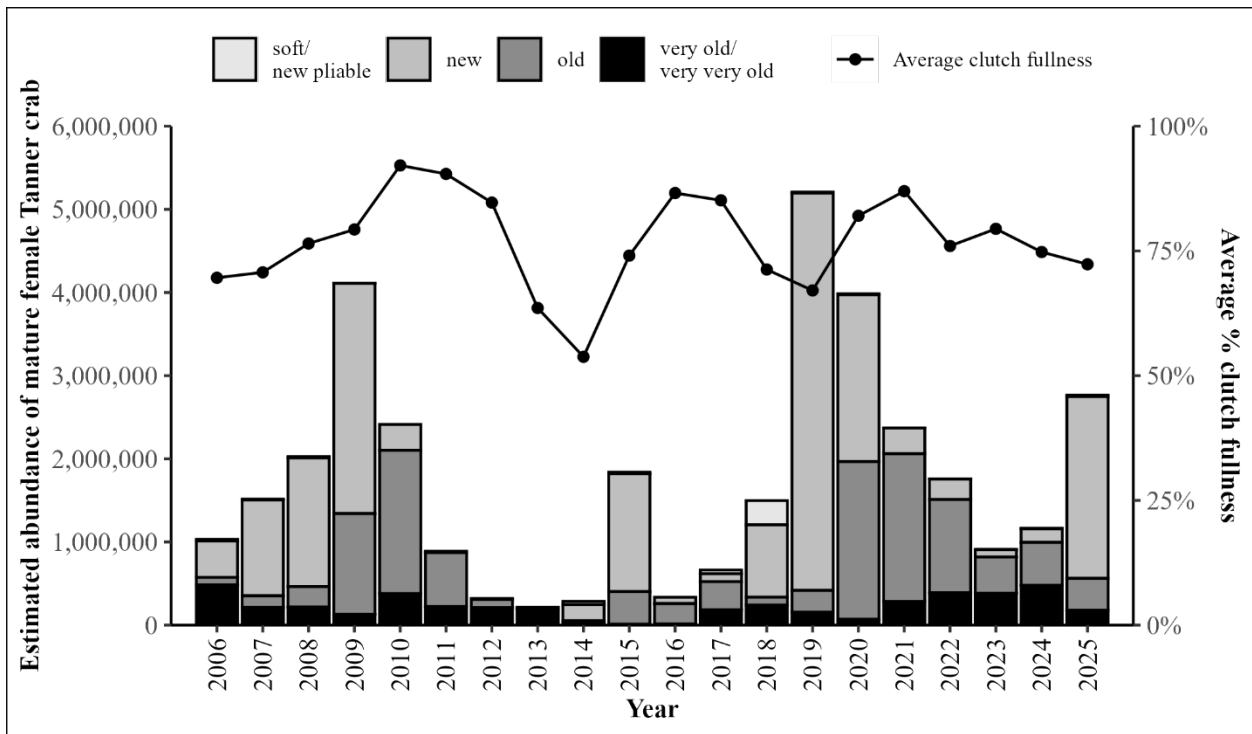


Figure 21.—Tanner crab mature female abundance by shell condition and average clutch fullness for the Chignik District from the 2006–2025 large-mesh bottom trawl surveys.

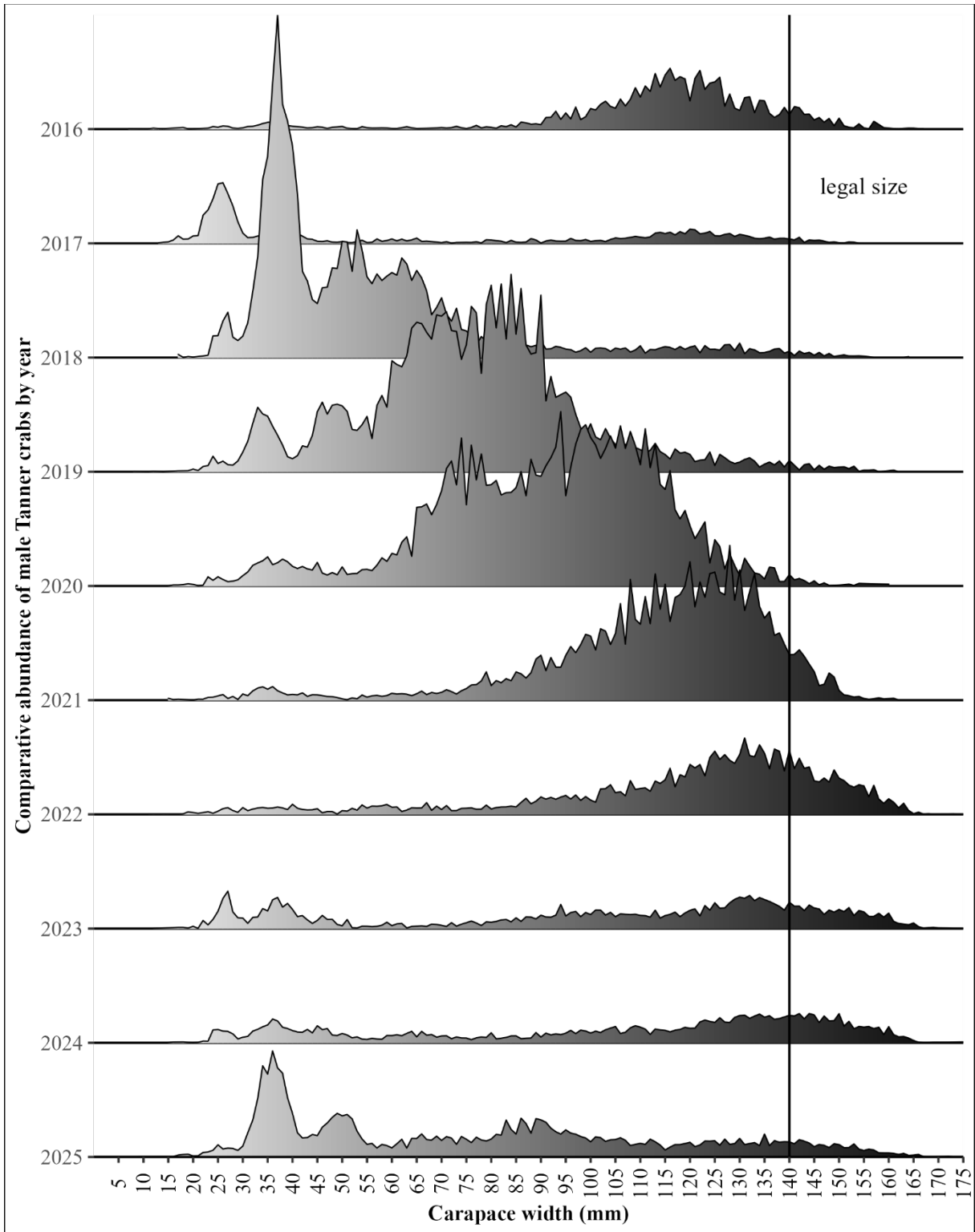


Figure 22.—Tanner crab male abundance estimates by carapace width in the South Peninsula District large-mesh bottom trawl surveys, 2016–2025.

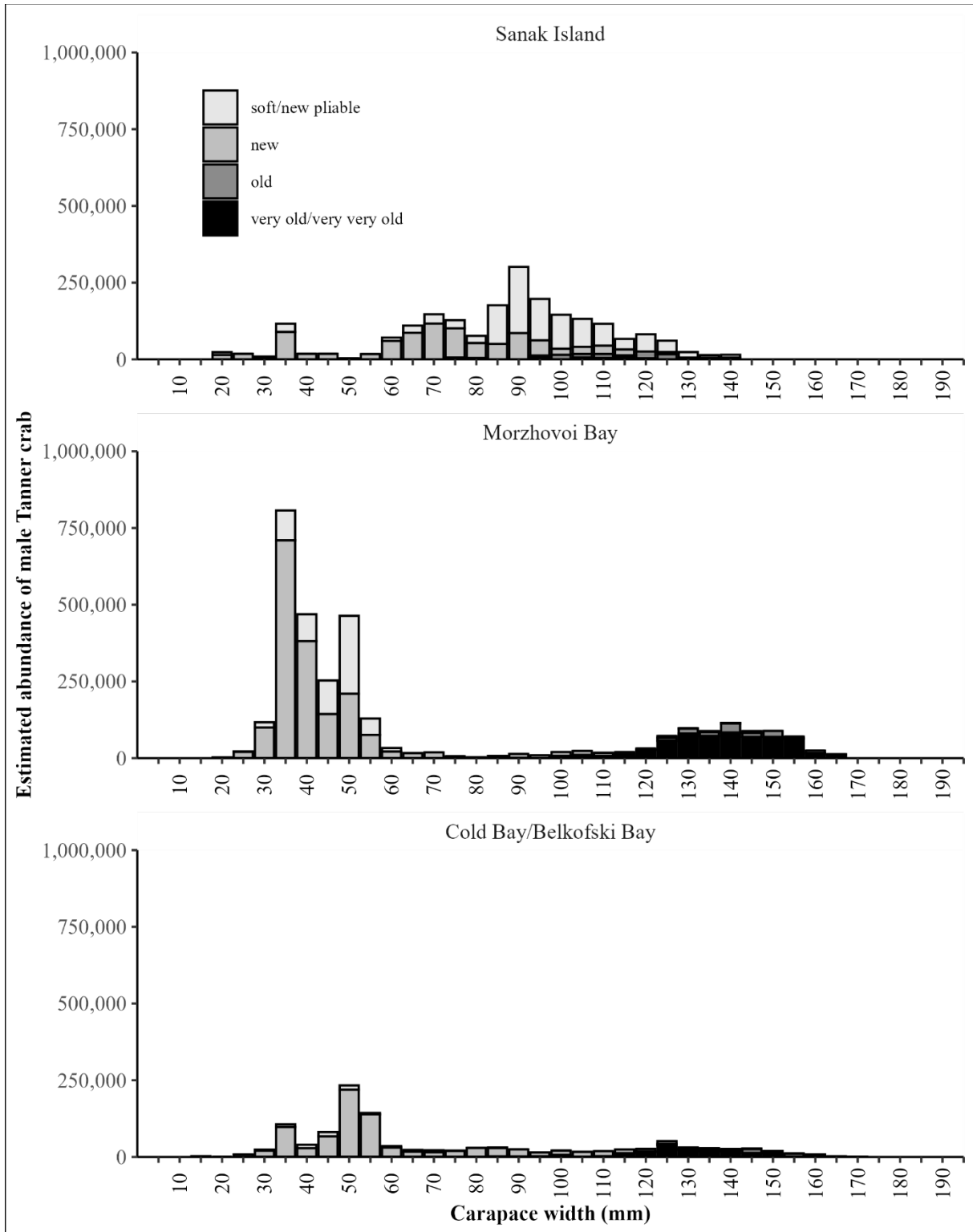


Figure 23.—Tanner crab male abundance estimates by carapace width and shell condition from Sanak Island, Morzhovoi Bay, and Cold Bay/Belkofski Bay in the Western Section of the 2025 South Peninsula District large-mesh bottom trawl survey.

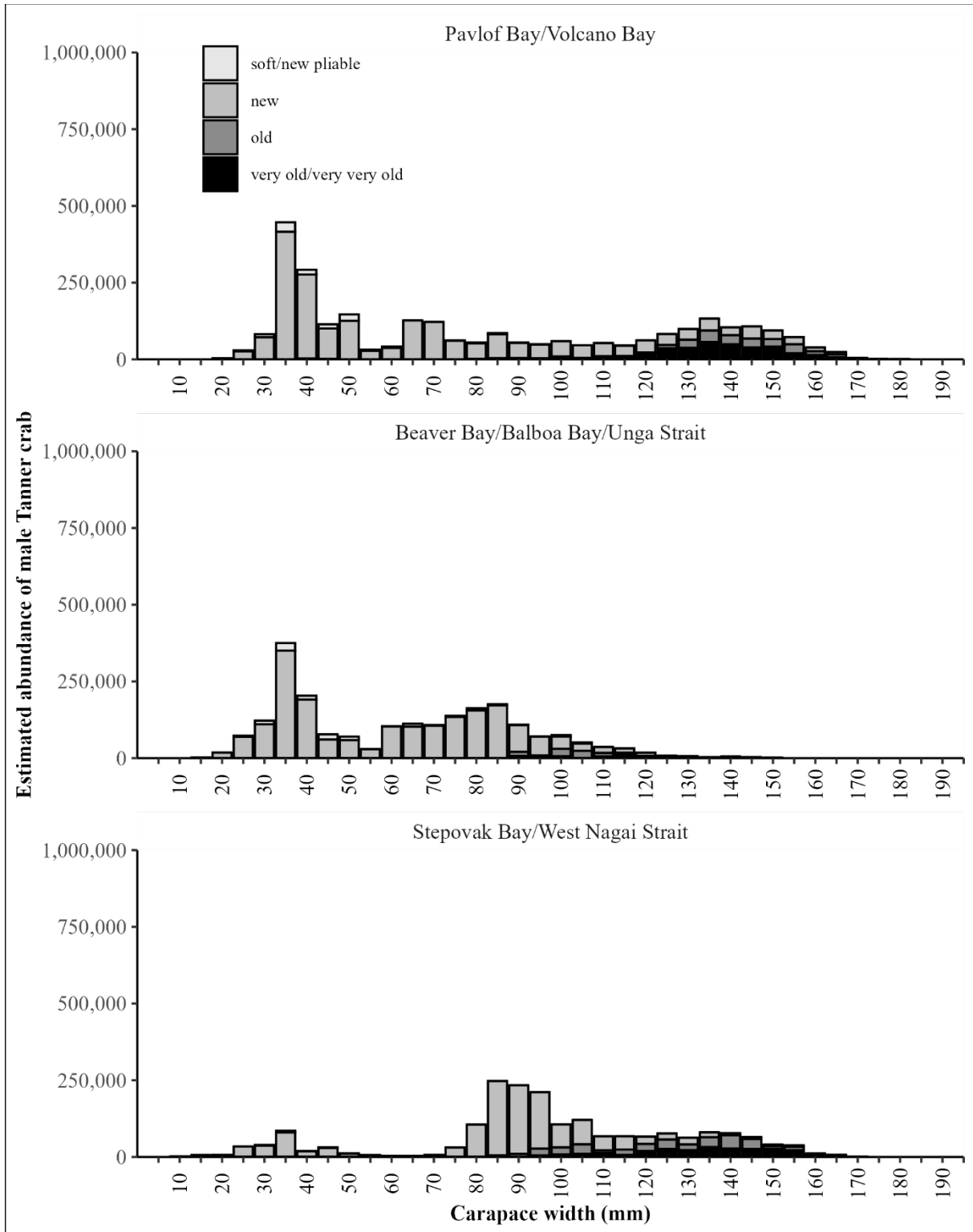


Figure 24.—Tanner crab male abundance estimates by carapace width and shell condition from Pavlof Bay/Volcano Bay, Beaver Bay/Balboa Bay/Unga Strait, and Stepovak Bay/West Nagai Strait in the Eastern Section of the 2025 South Peninsula District large-mesh bottom trawl survey.

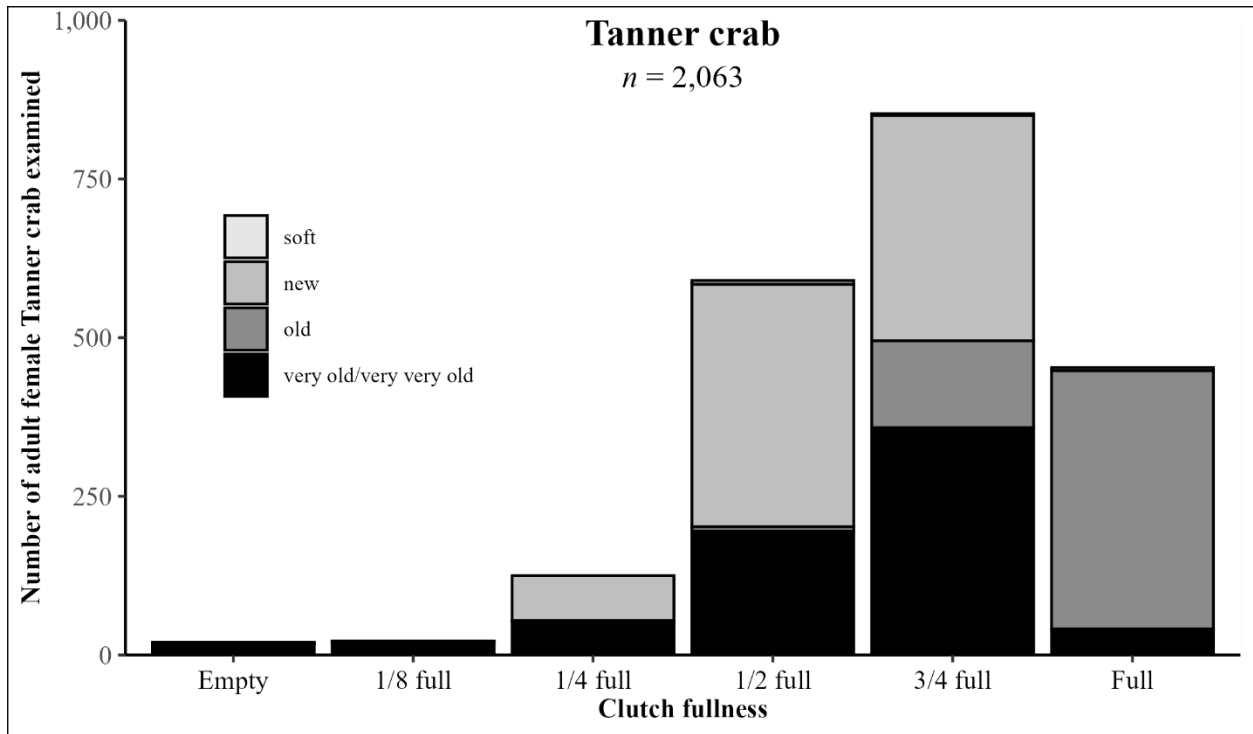


Figure 25.—Tanner crab mature female egg clutch fullness by shell condition in the South Peninsula District large-mesh bottom trawl survey, 2025.

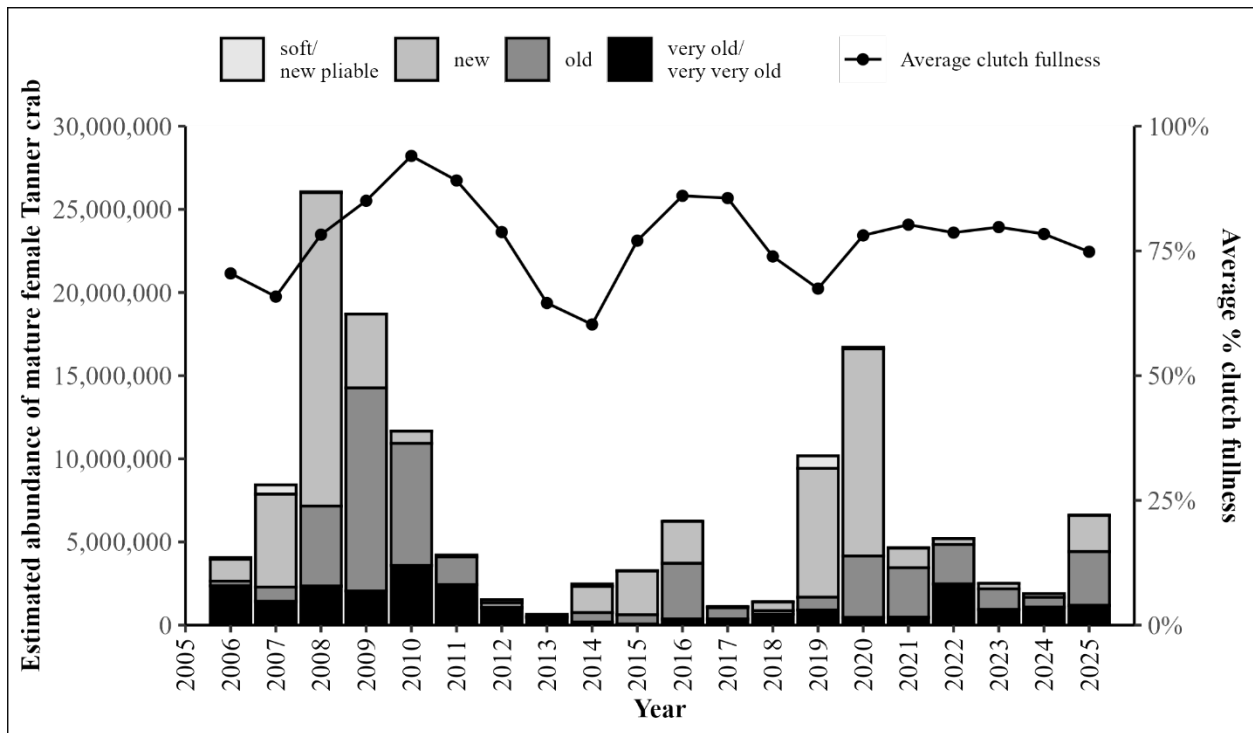


Figure 26.—Tanner crab mature female abundance by shell condition and average clutch fullness for the South Peninsula District from the 2006–2025 large-mesh bottom trawl surveys.

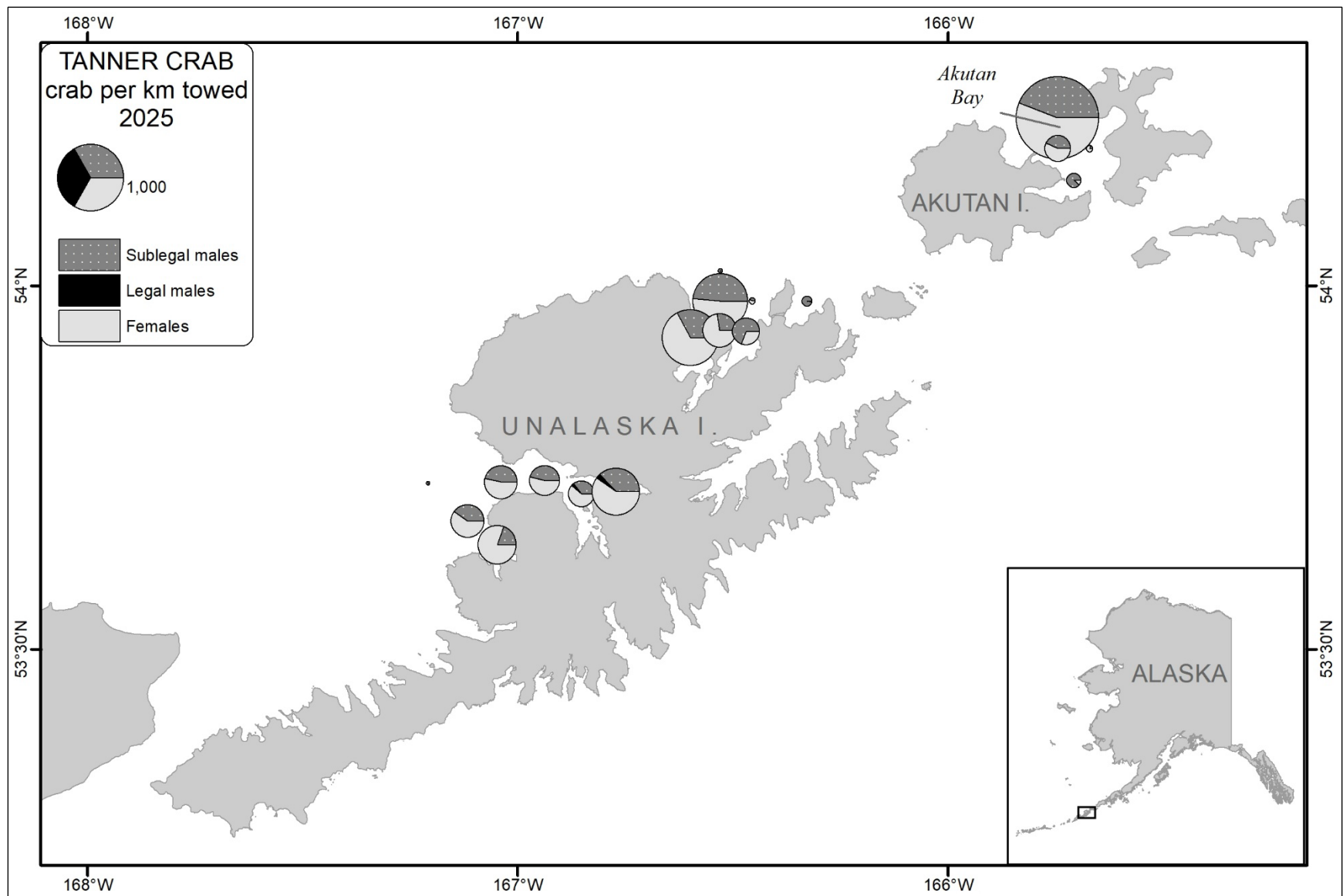


Figure 27.—Number of Tanner crab per kilometer towed in the 2025 Eastern Aleutian District large-mesh trawl survey.

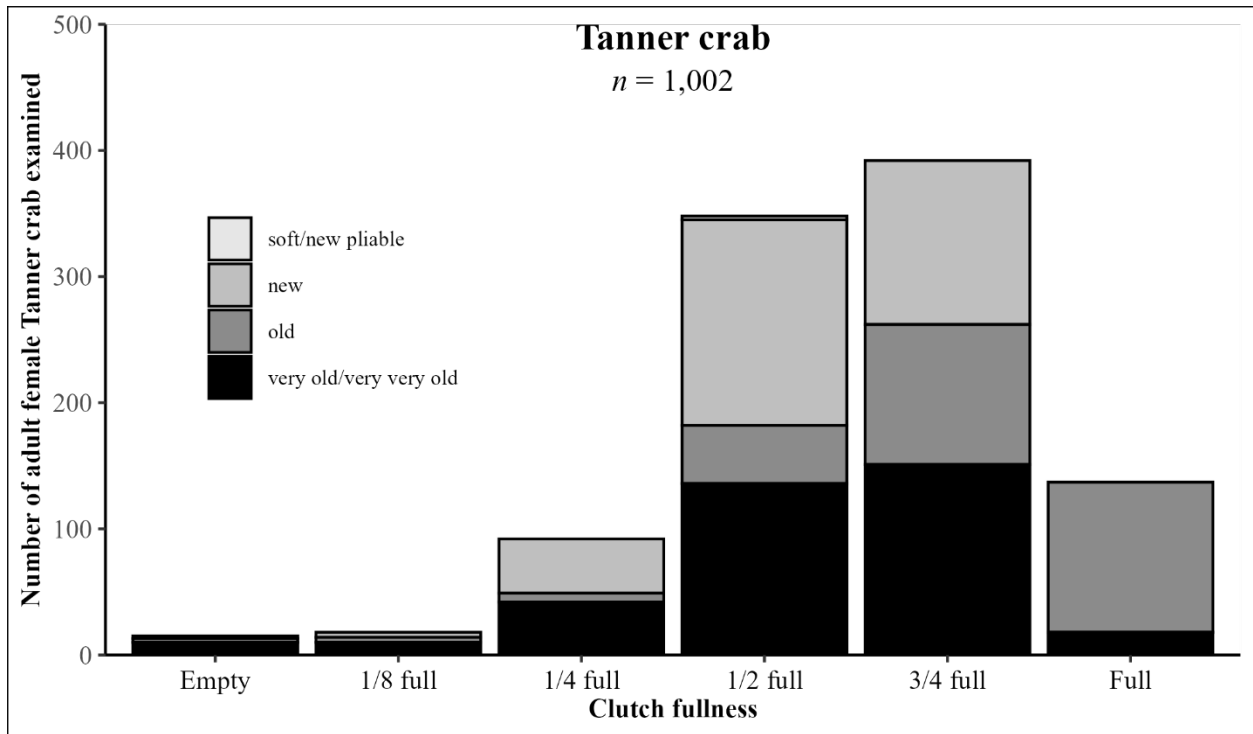


Figure 28.—Tanner crab mature female egg clutch fullness by shell condition in the Eastern Aleutian District large-mesh bottom trawl survey, 2025.

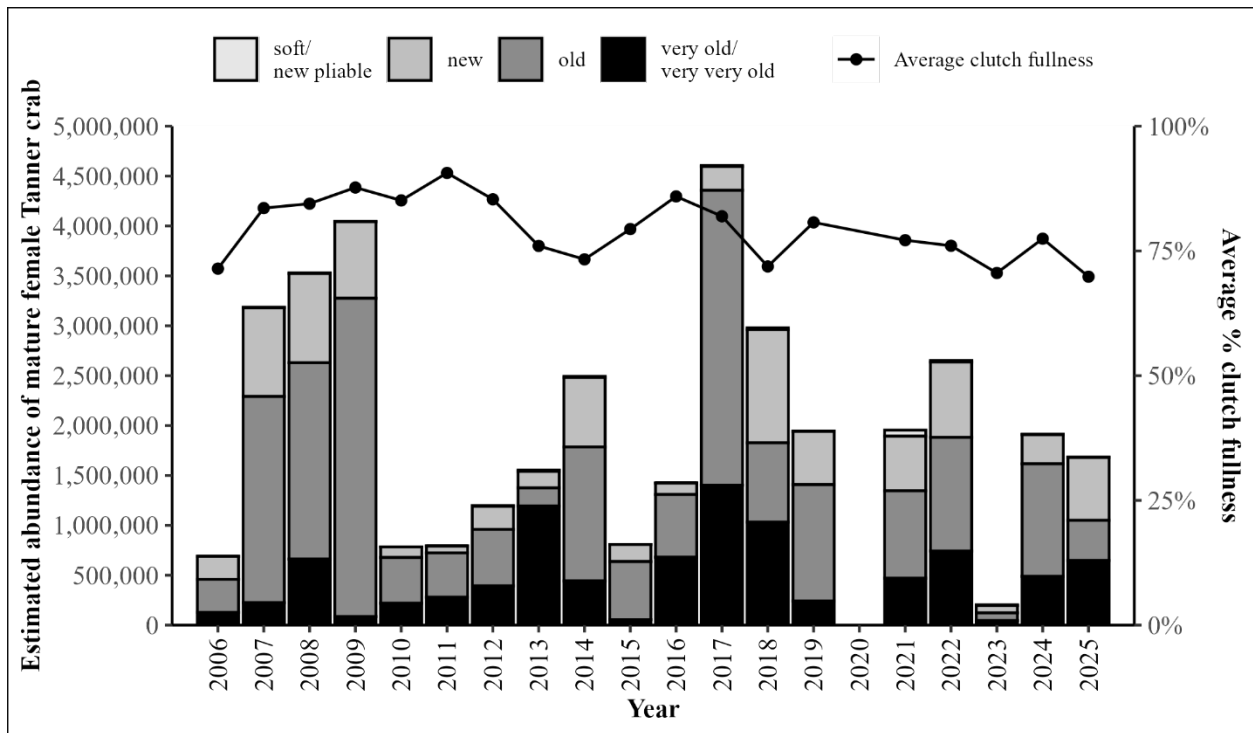


Figure 29.—Tanner crab mature female abundance by shell condition and average clutch fullness for the Eastern Aleutian District from the 2006–2025 large-mesh bottom trawl surveys.

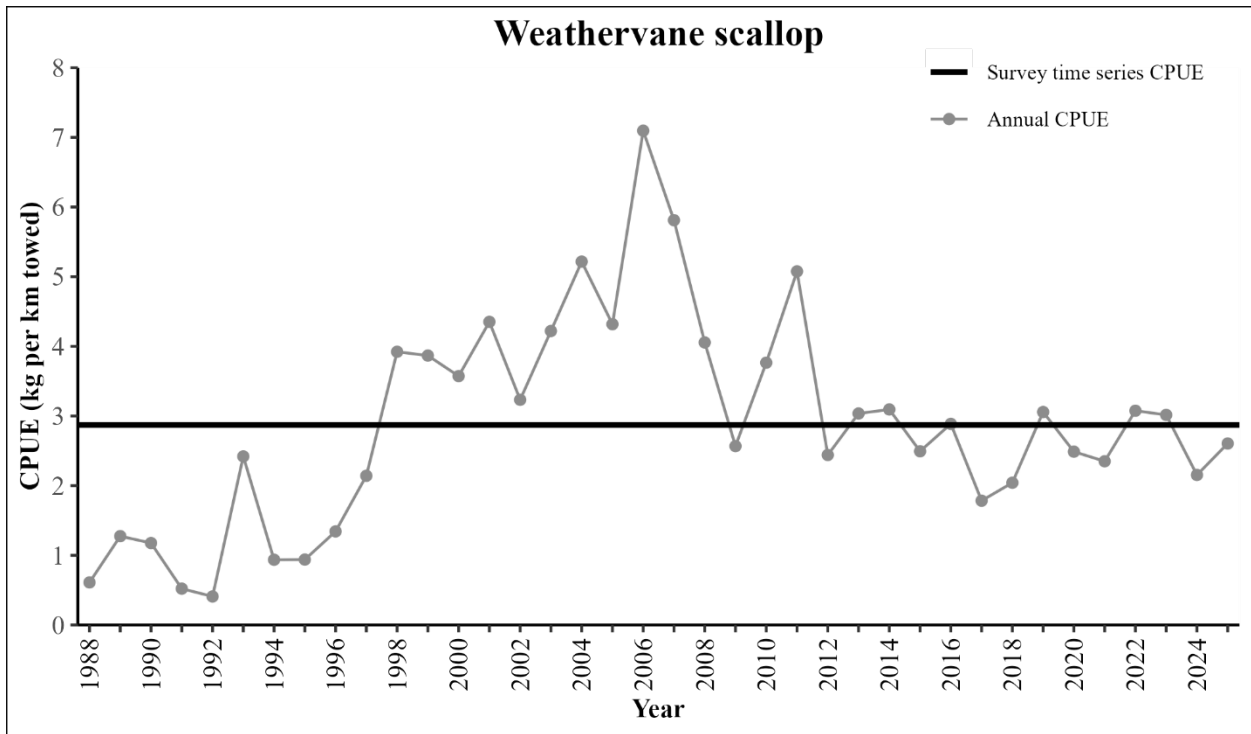


Figure 30.—Weathervane scallop annual CPUE in kilograms per kilometer towed from the 1988–2025 large-mesh bottom trawl surveys.

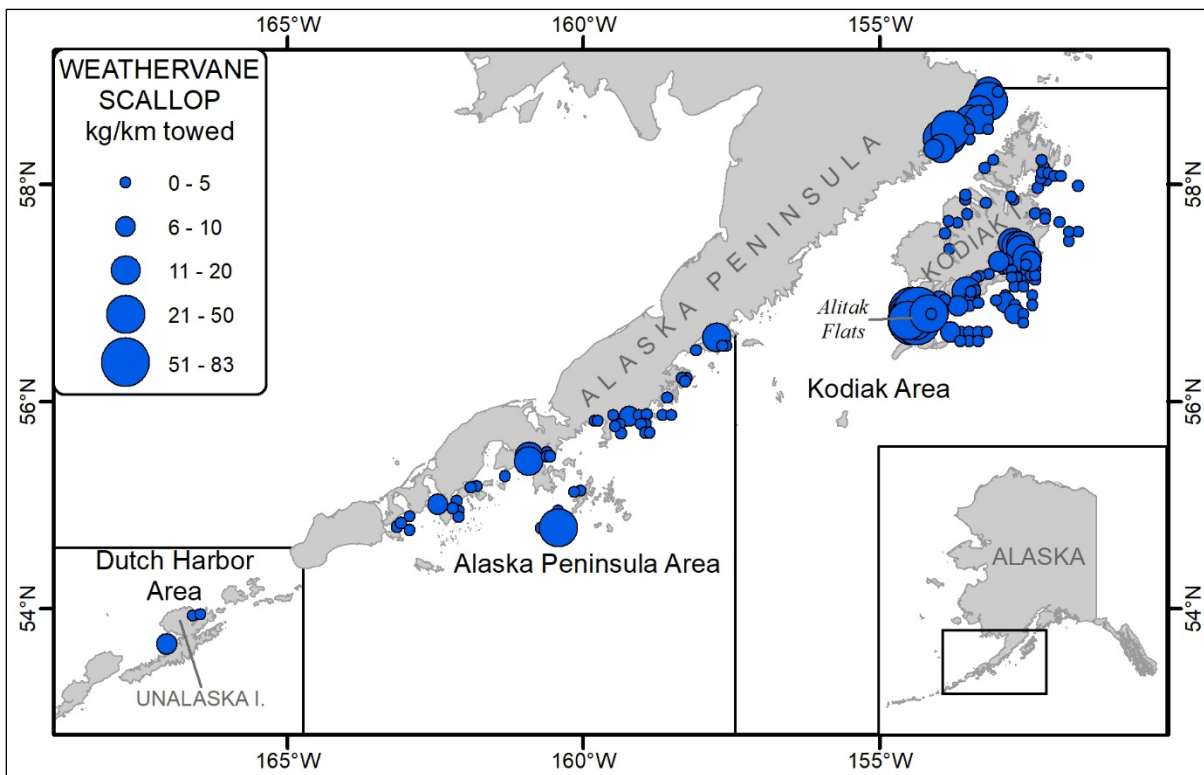


Figure 31.—Weathervane scallop station CPUE in kilograms per kilometer towed from the 2025 large-mesh bottom trawl survey.

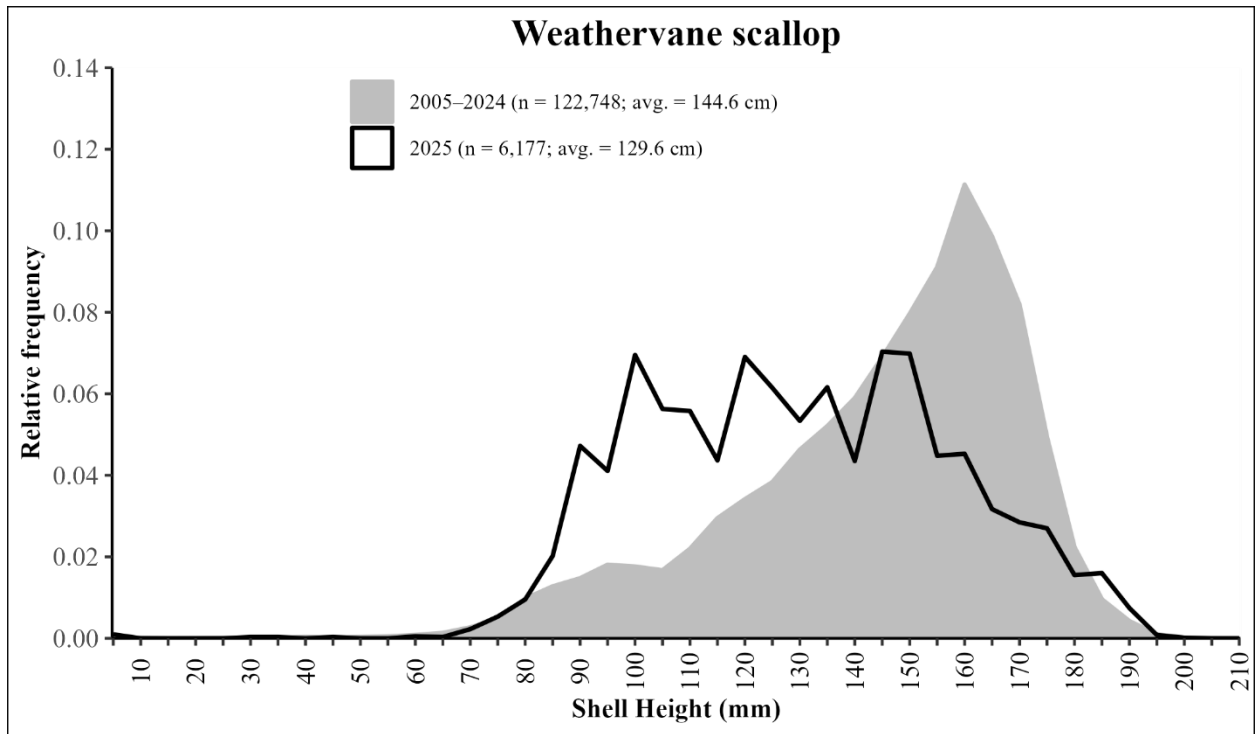


Figure 32.—Weathervane scallop shell height frequency from the large-mesh bottom trawl surveys, 2005–2025.

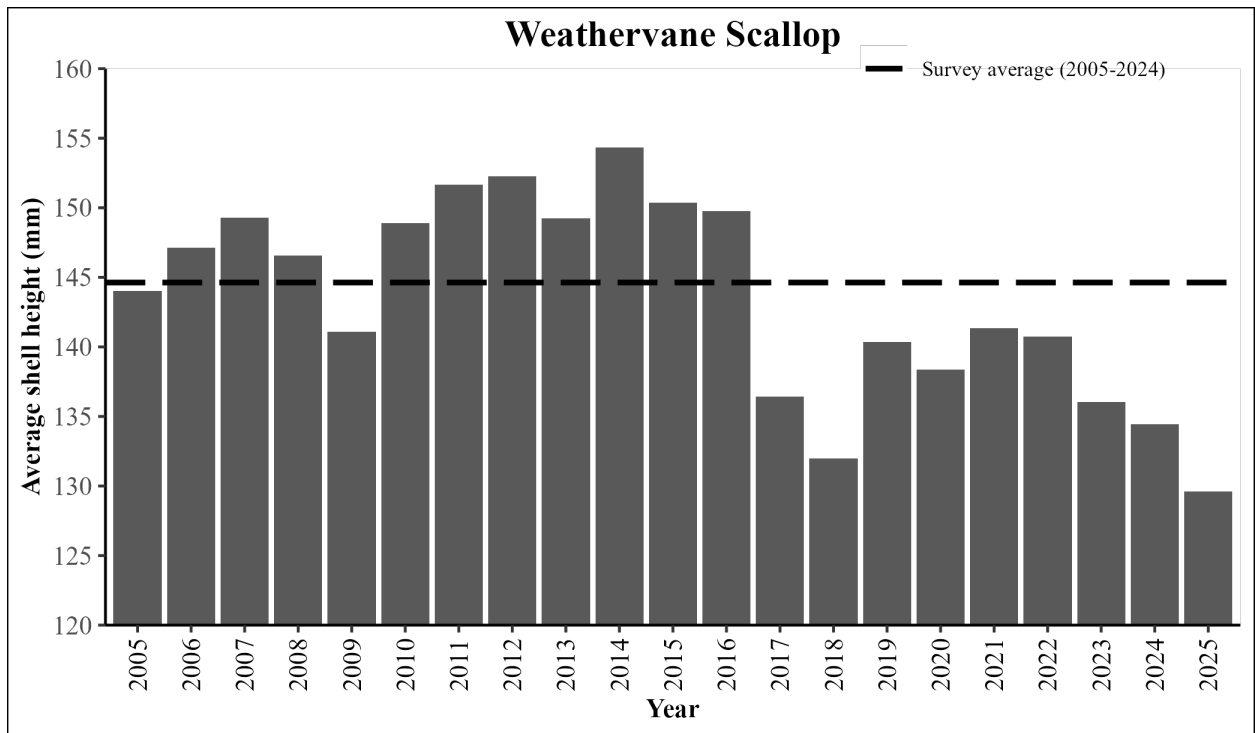


Figure 33.—Average weathervane scallop shell height from scallops caught on the large-mesh bottom trawl surveys, 2005–2025.

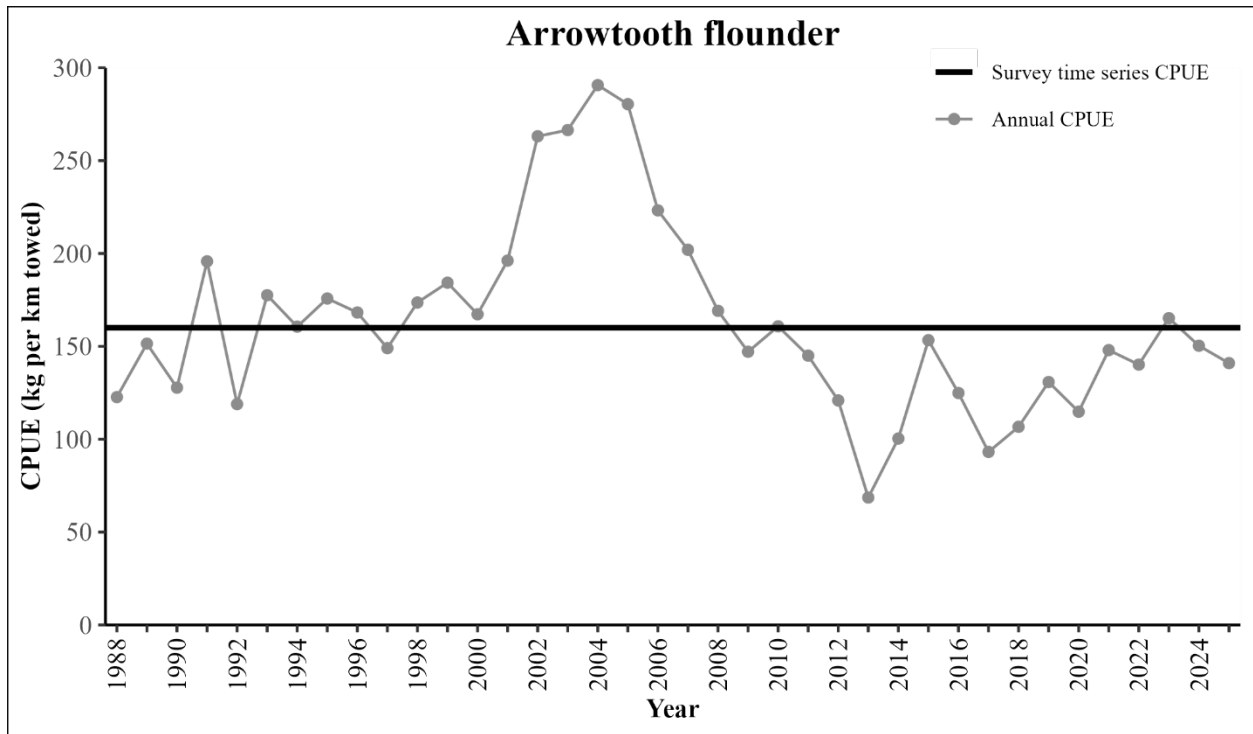


Figure 34.—Arrowtooth flounder annual CPUE in kilograms per kilometer towed from the 1988–2025 large-mesh bottom trawl surveys.

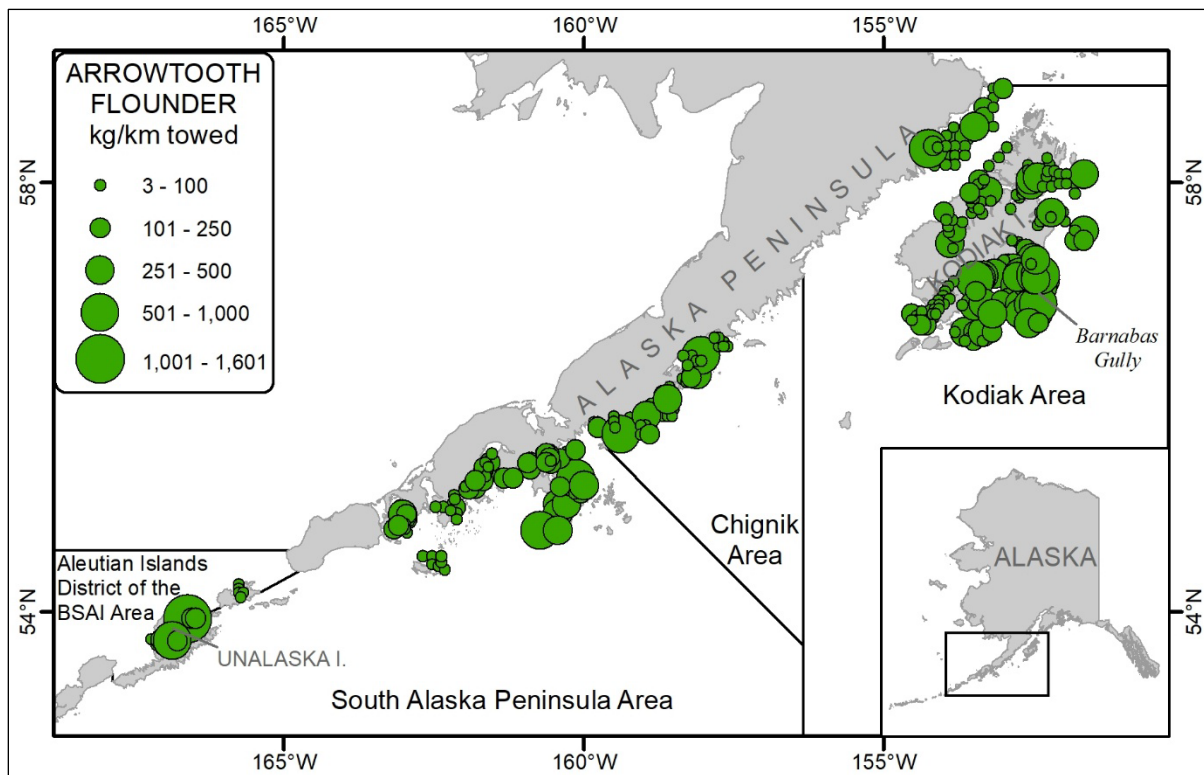


Figure 35.—Arrowtooth flounder station CPUE in kilograms per kilometer towed from the 2025 large-mesh bottom trawl survey.

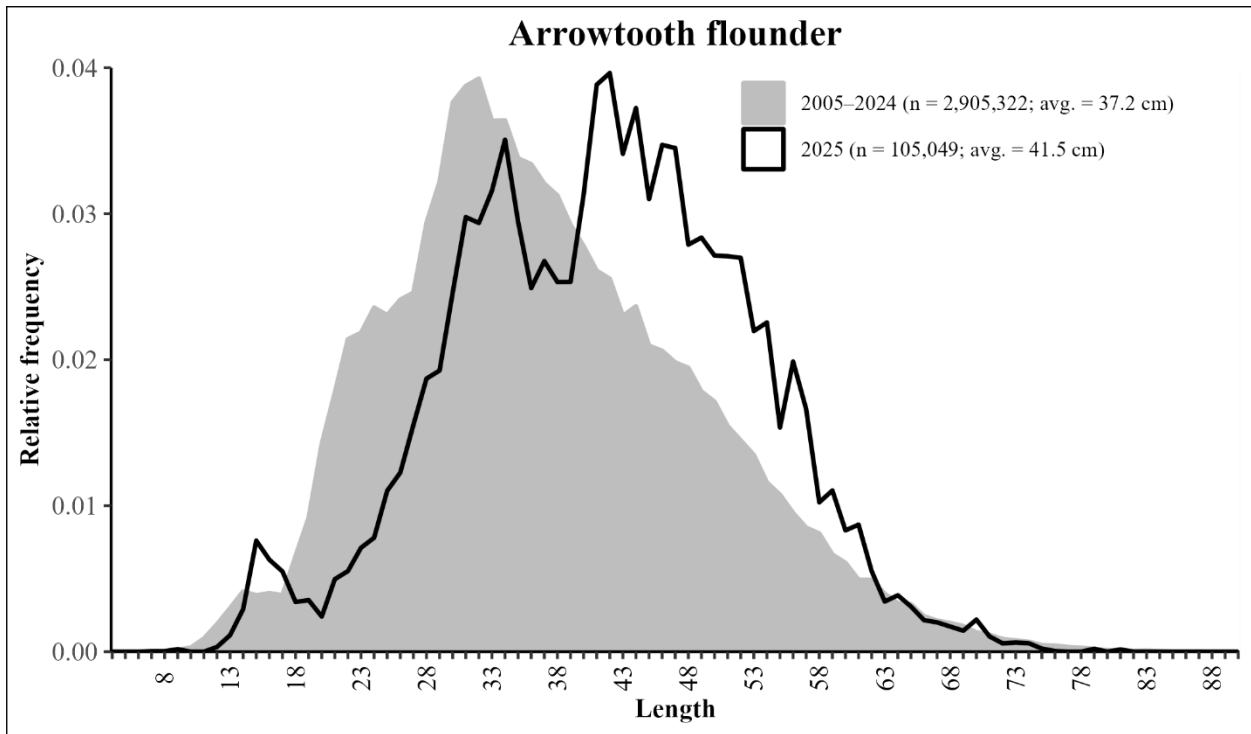


Figure 36.—Arrowtooth flounder length frequency from the large-mesh bottom trawl surveys, 2005–2025.

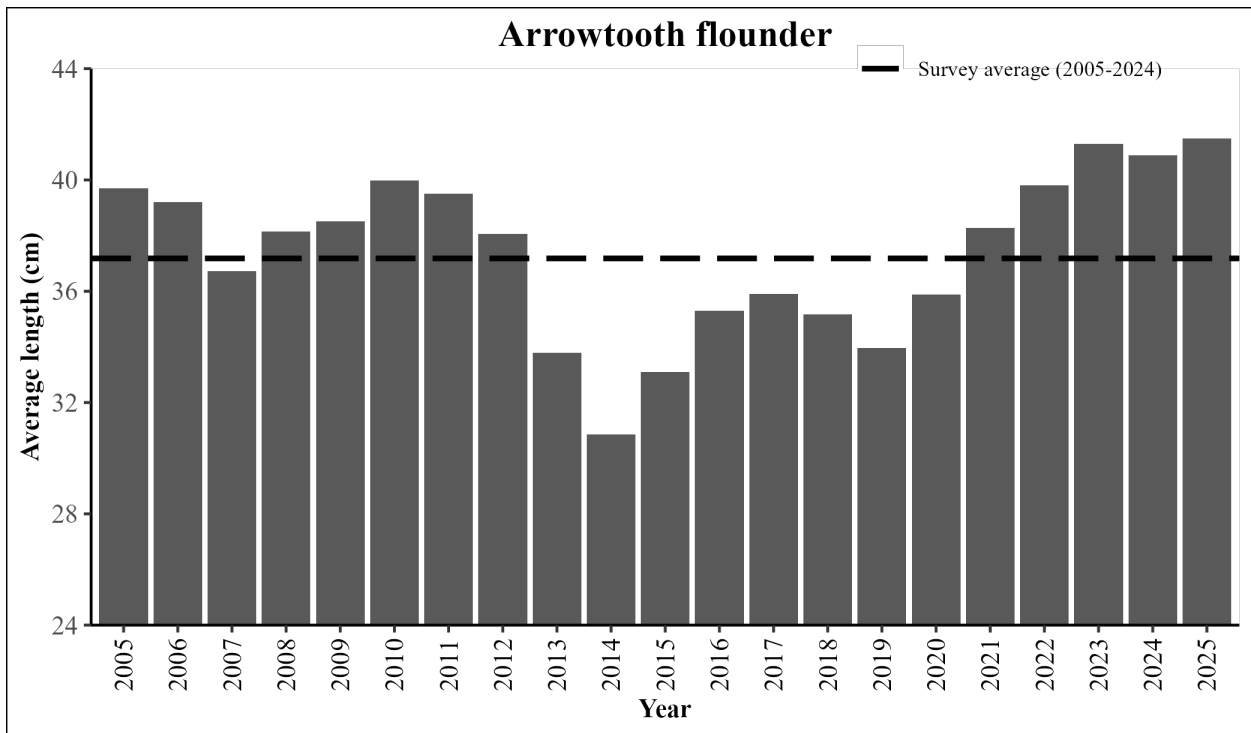


Figure 37.—Average arrowtooth flounder length from fish caught on the large-mesh bottom trawl surveys, 2005–2025.

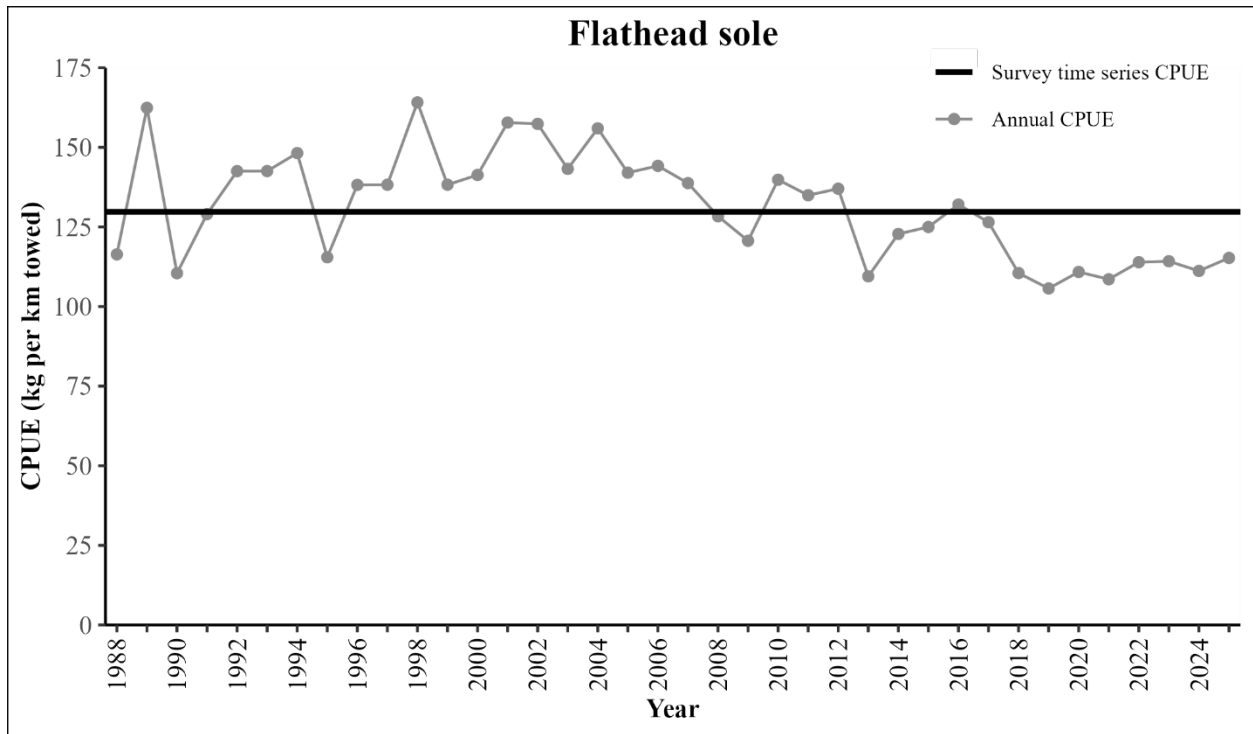


Figure 38.—Flathead sole annual CPUE in kilograms per kilometer towed from the 1988–2025 large-mesh bottom trawl surveys.

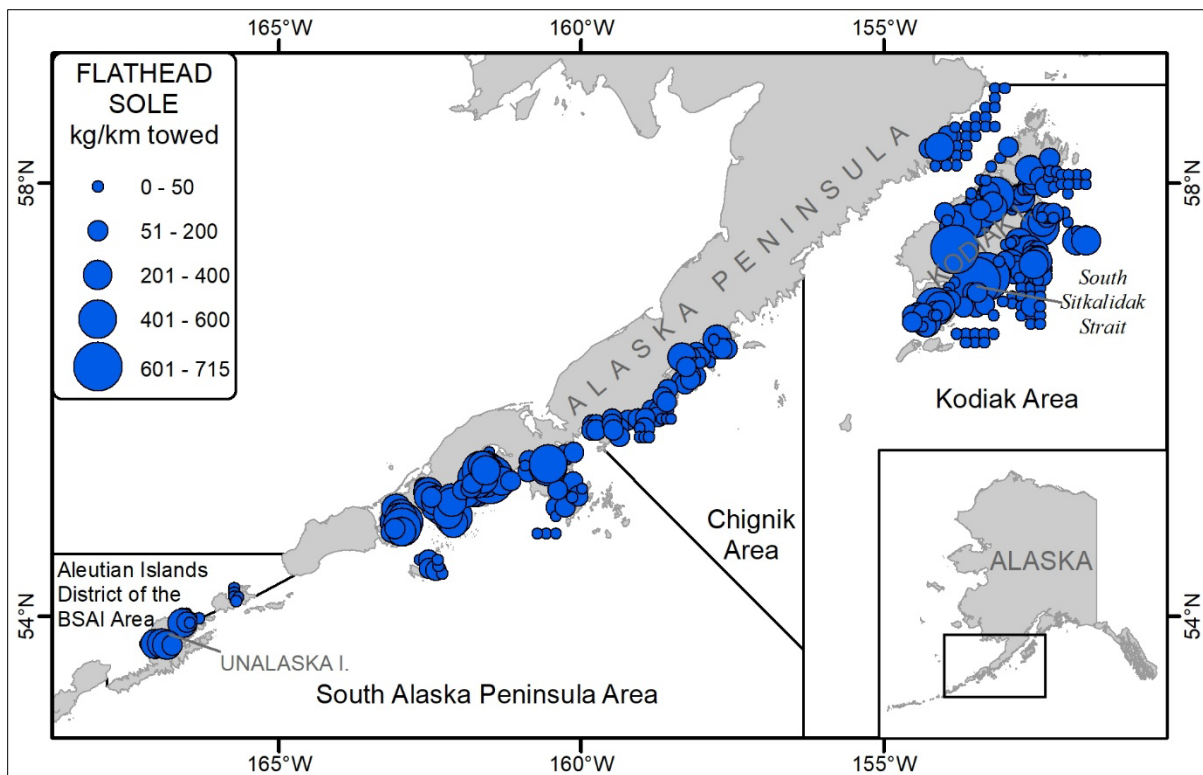


Figure 39.—Flathead sole station CPUE in kilograms per kilometer towed from the 2025 large-mesh bottom trawl survey.

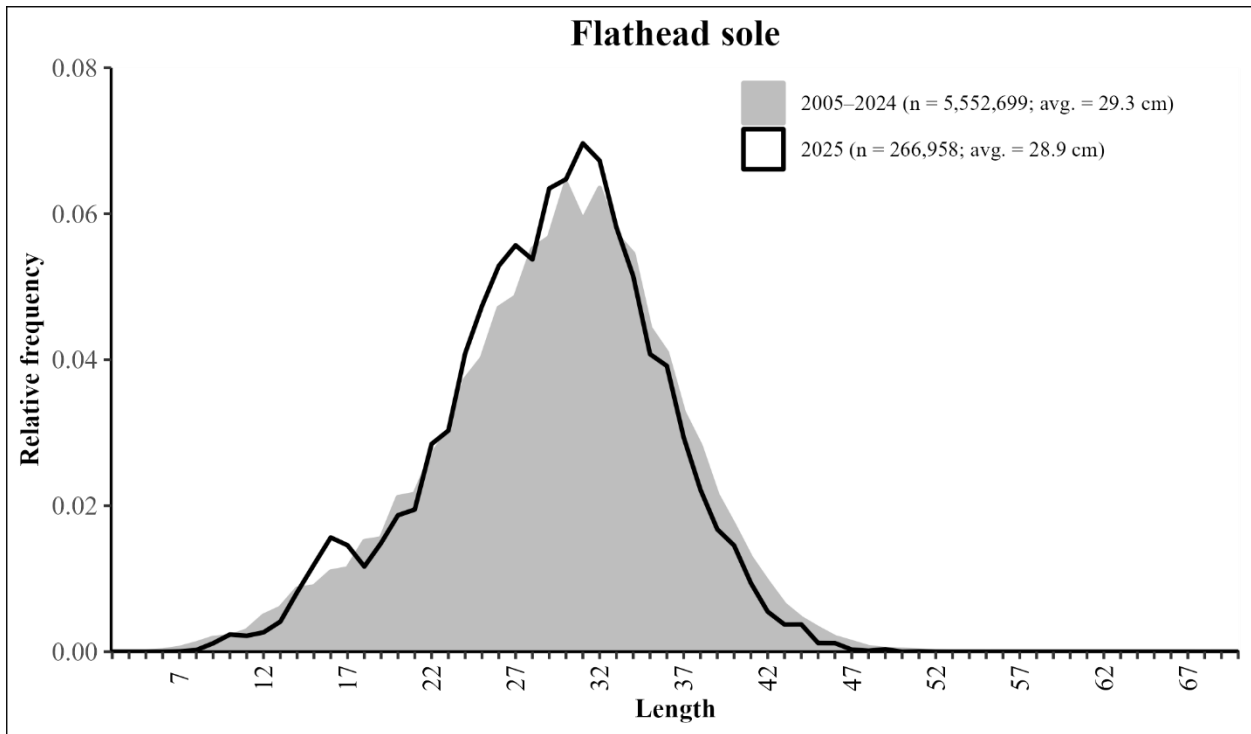


Figure 40.—Flathead sole length frequency from the large-mesh bottom trawl surveys, 2005–2025.

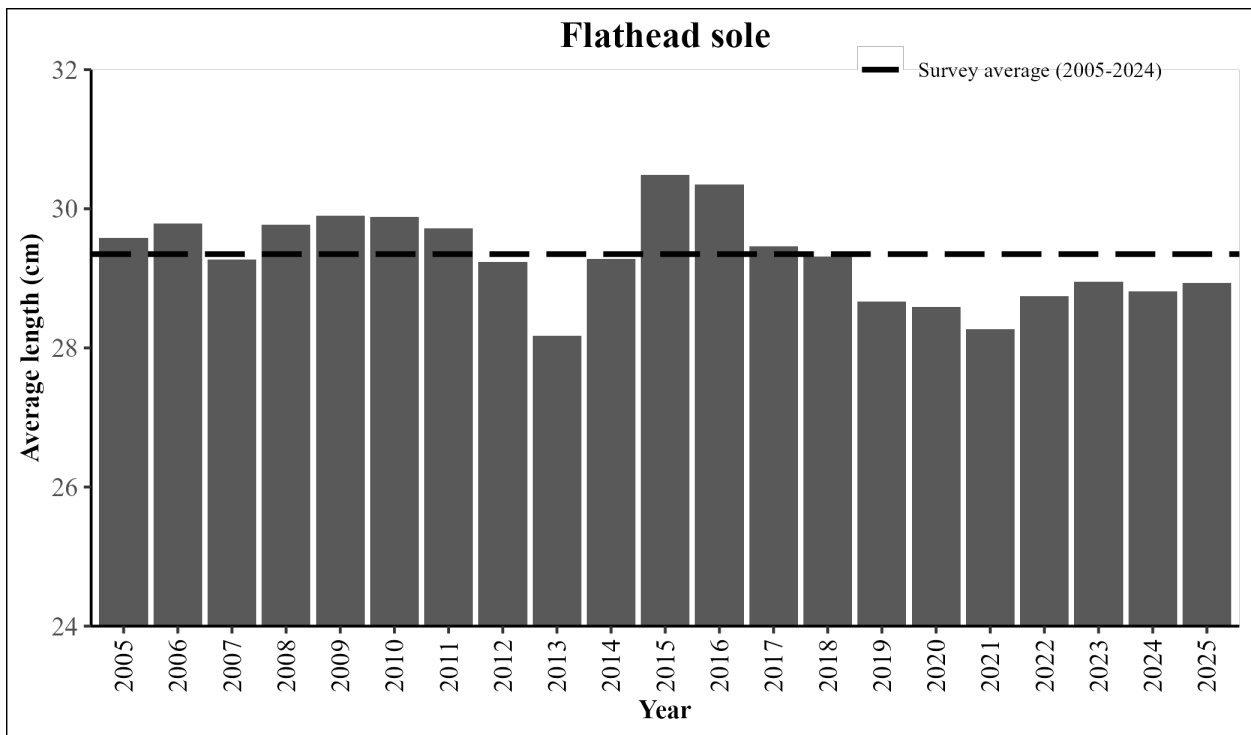


Figure 41.—Average flathead sole length from fish caught on the large-mesh bottom trawl surveys, 2005–2025.

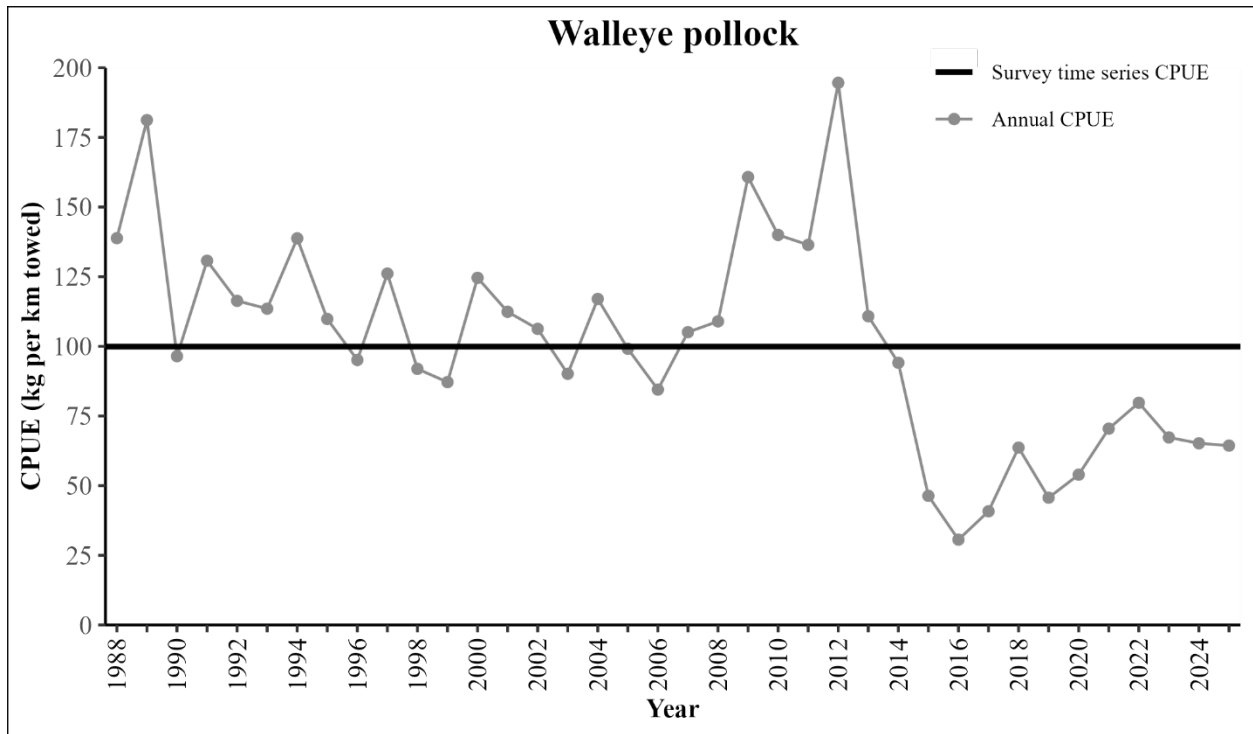


Figure 42.—Walleye pollock annual CPUE in kilograms per kilometer towed from the 1988–2025 large-mesh bottom trawl surveys.

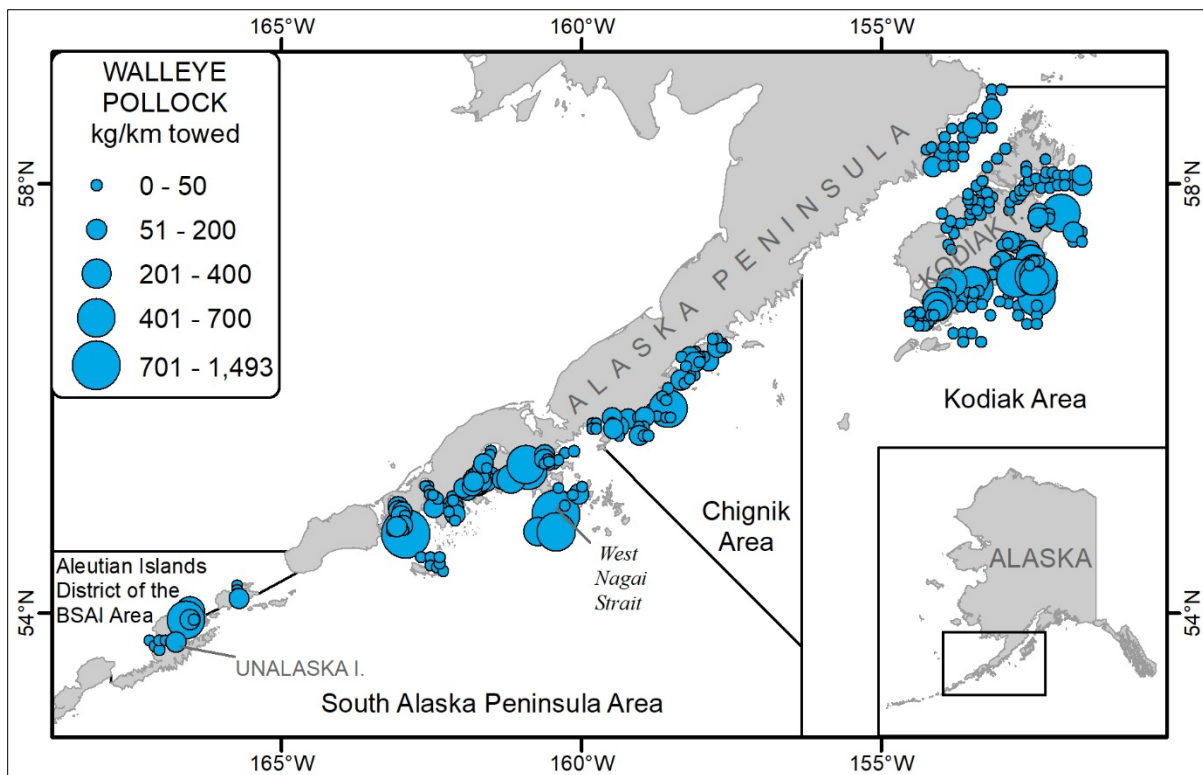


Figure 43.—Walleye pollock station CPUE in kilograms per kilometer towed from the 2025 large-mesh bottom trawl survey.

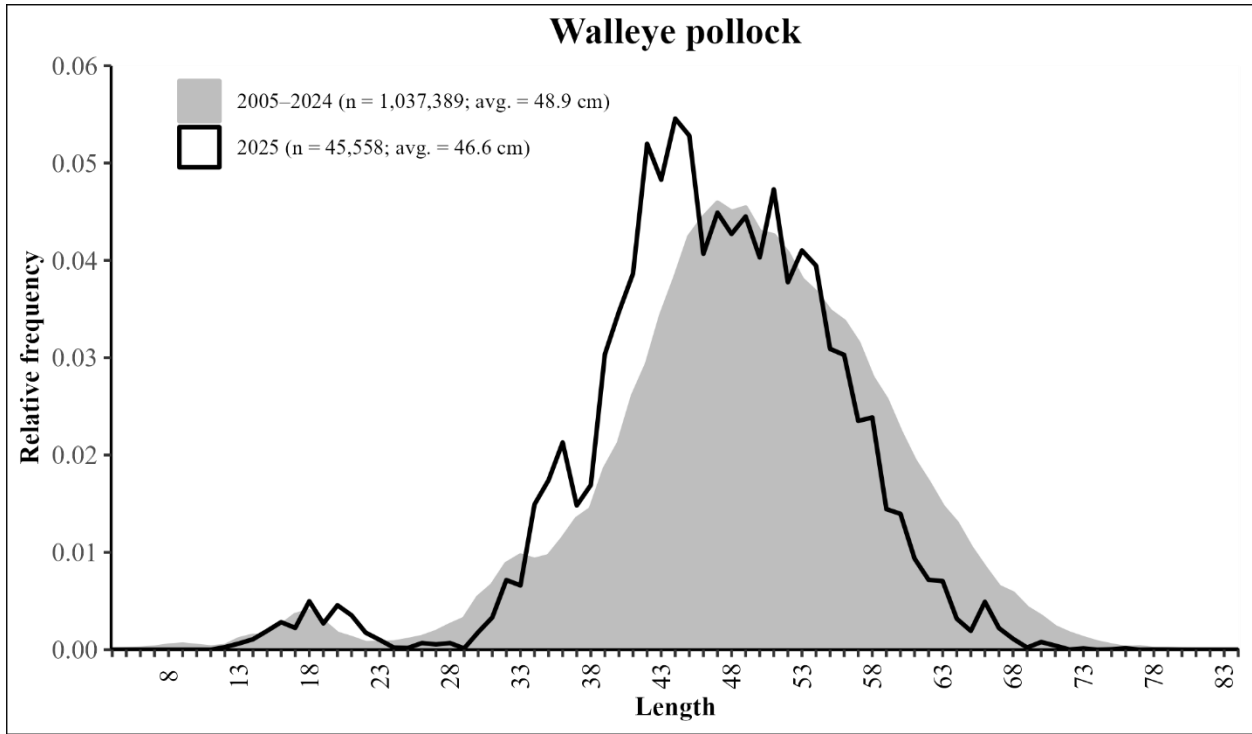


Figure 44.—Walleye pollock length frequency from the large-mesh bottom trawl surveys, 2005–2025.

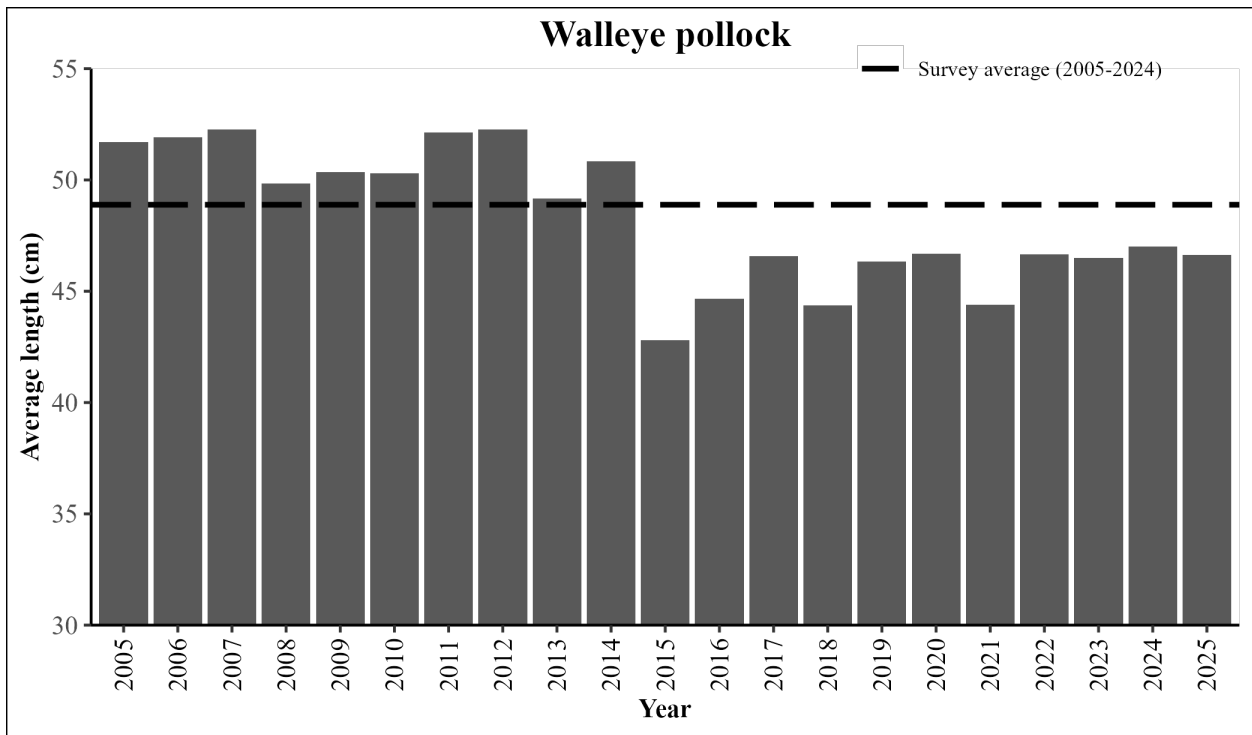


Figure 45.—Average walleye pollock length from fish caught on the large-mesh bottom trawl surveys, 2005–2025.

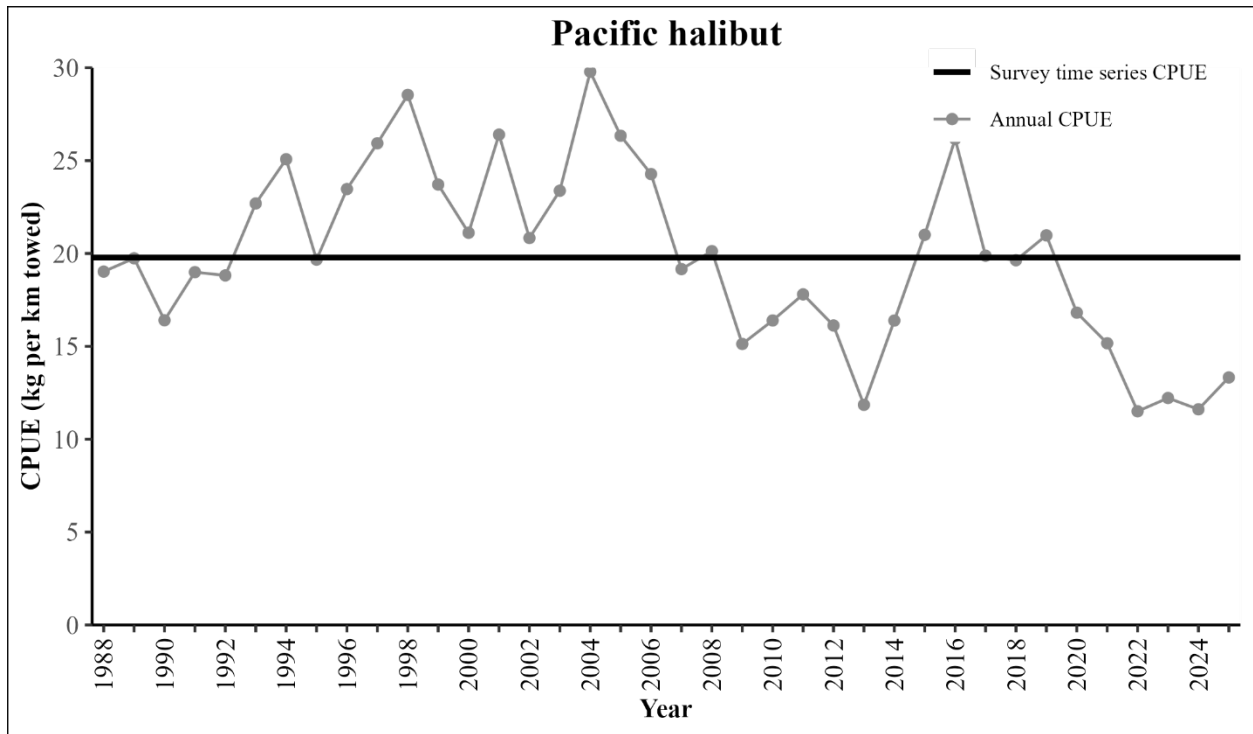


Figure 46.—Pacific halibut annual CPUE in kilograms per kilometer towed from the 1988–2025 large-mesh bottom trawl surveys.

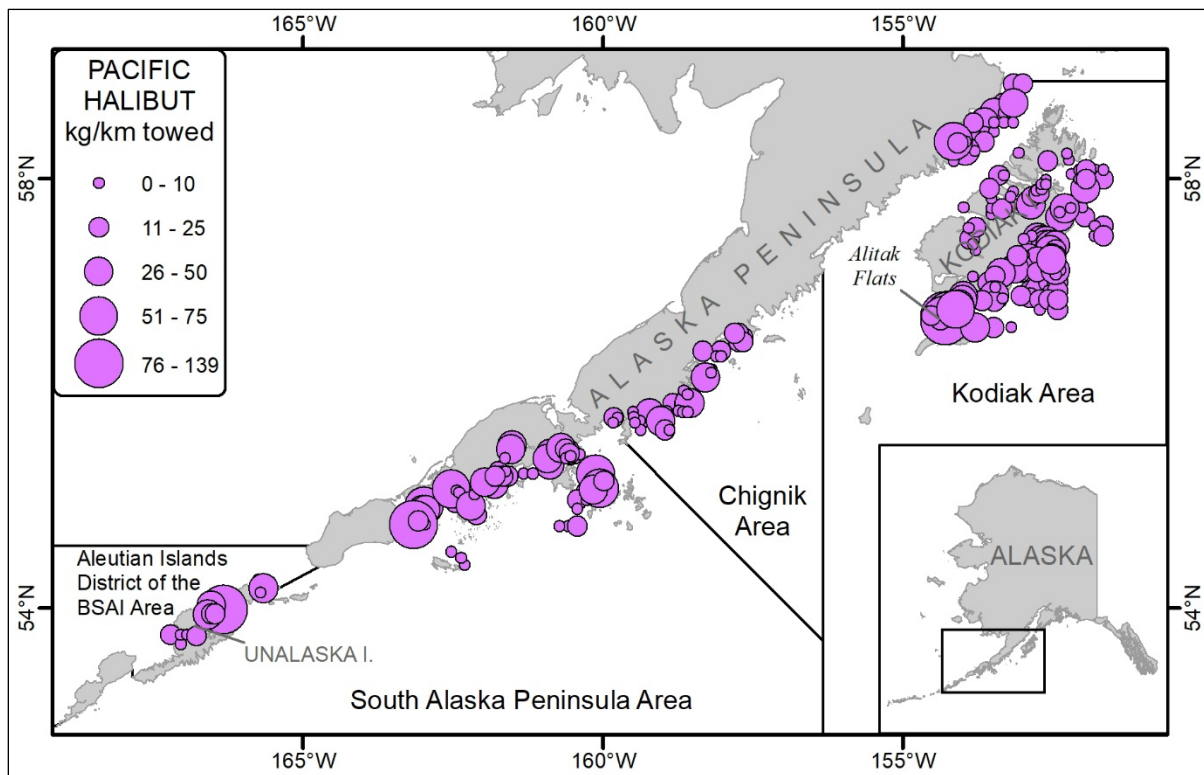


Figure 47.—Pacific halibut station CPUE in kilograms per kilometer towed from the 2025 large-mesh bottom trawl survey.

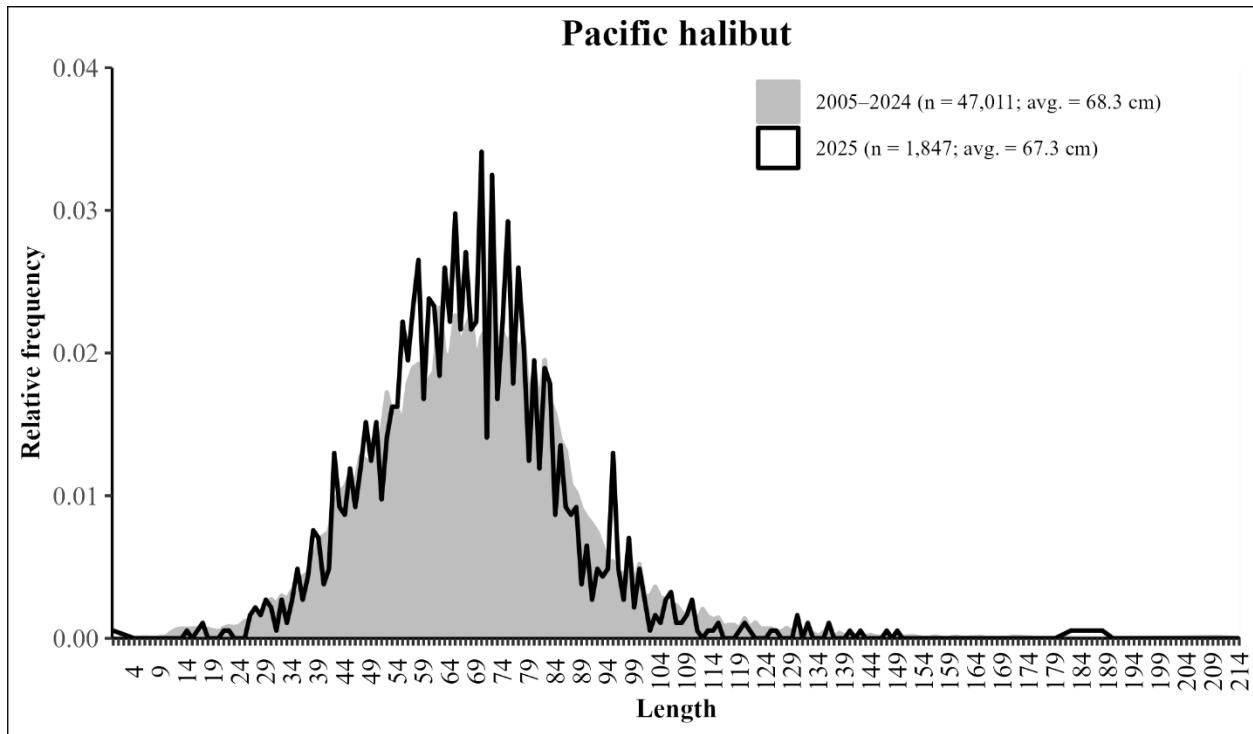


Figure 48.—Pacific halibut length frequency from the large-mesh bottom trawl surveys, 2005–2025.

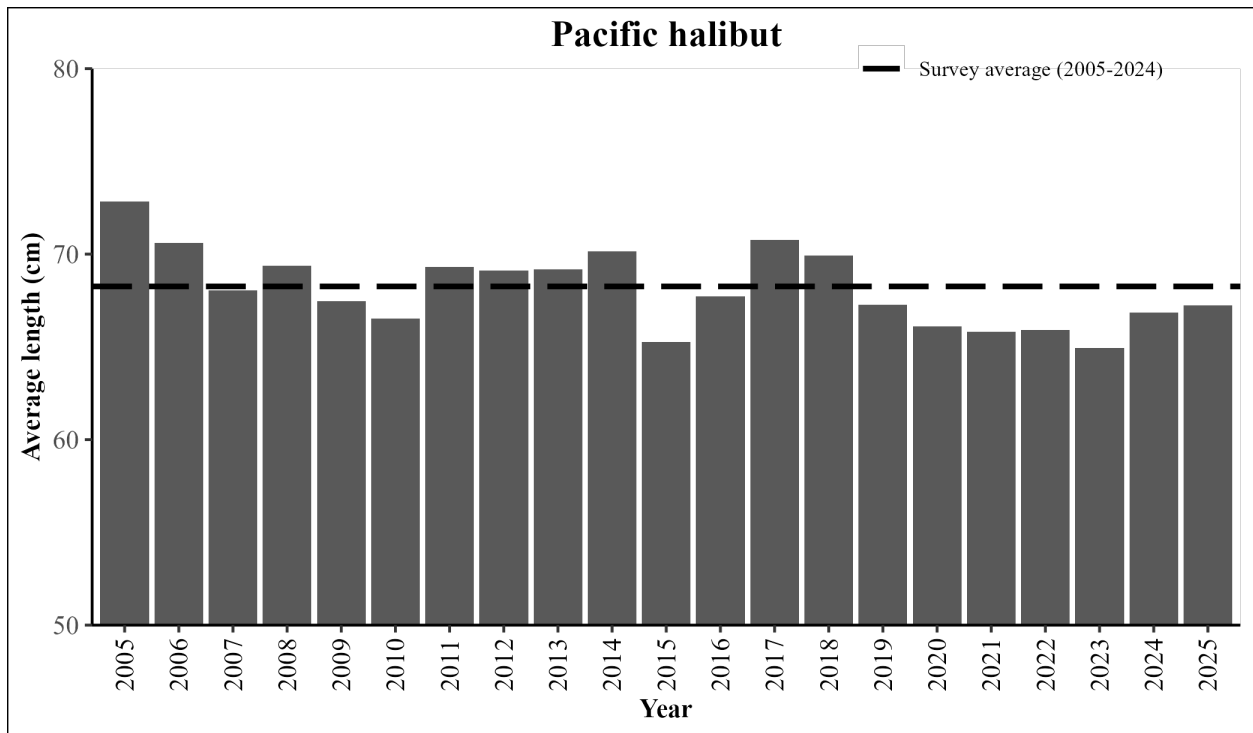


Figure 49.—Average Pacific halibut length from fish caught on the large-mesh bottom trawl surveys, 2005–2025.

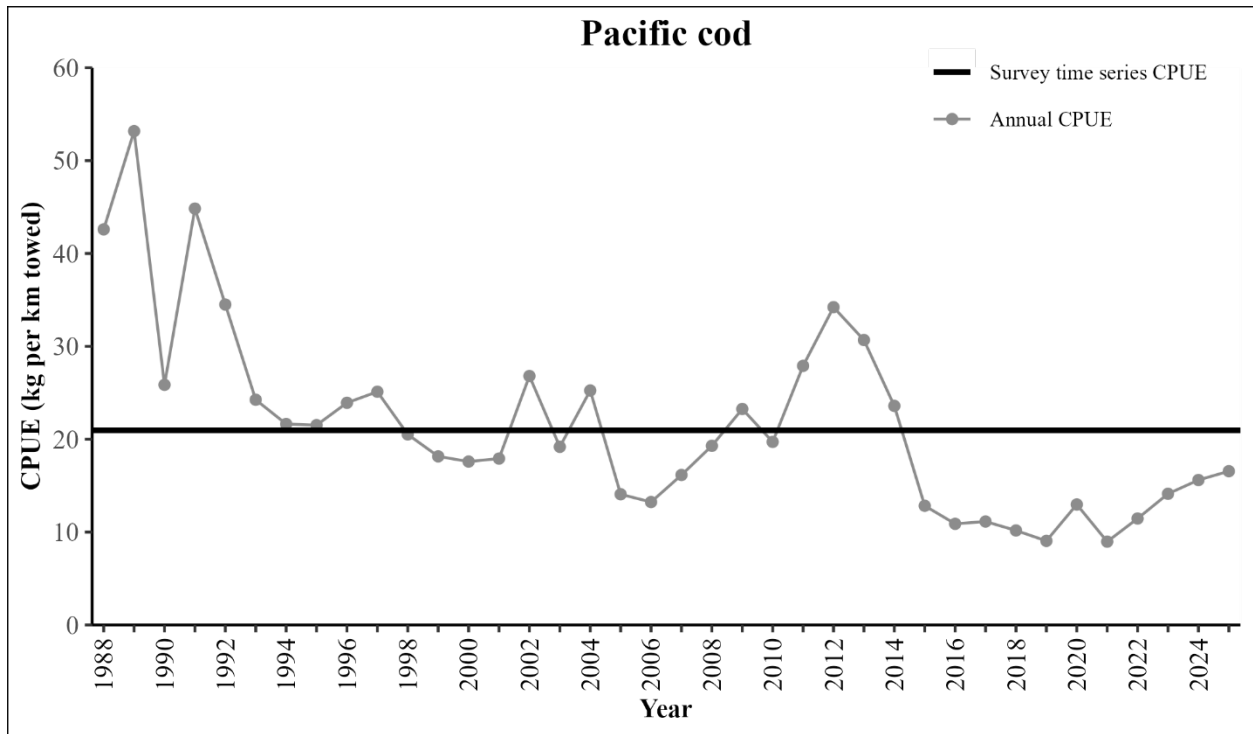


Figure 50.—Pacific cod annual CPUE in kilograms per kilometer towed from the 1988–2025 large-mesh bottom trawl surveys.

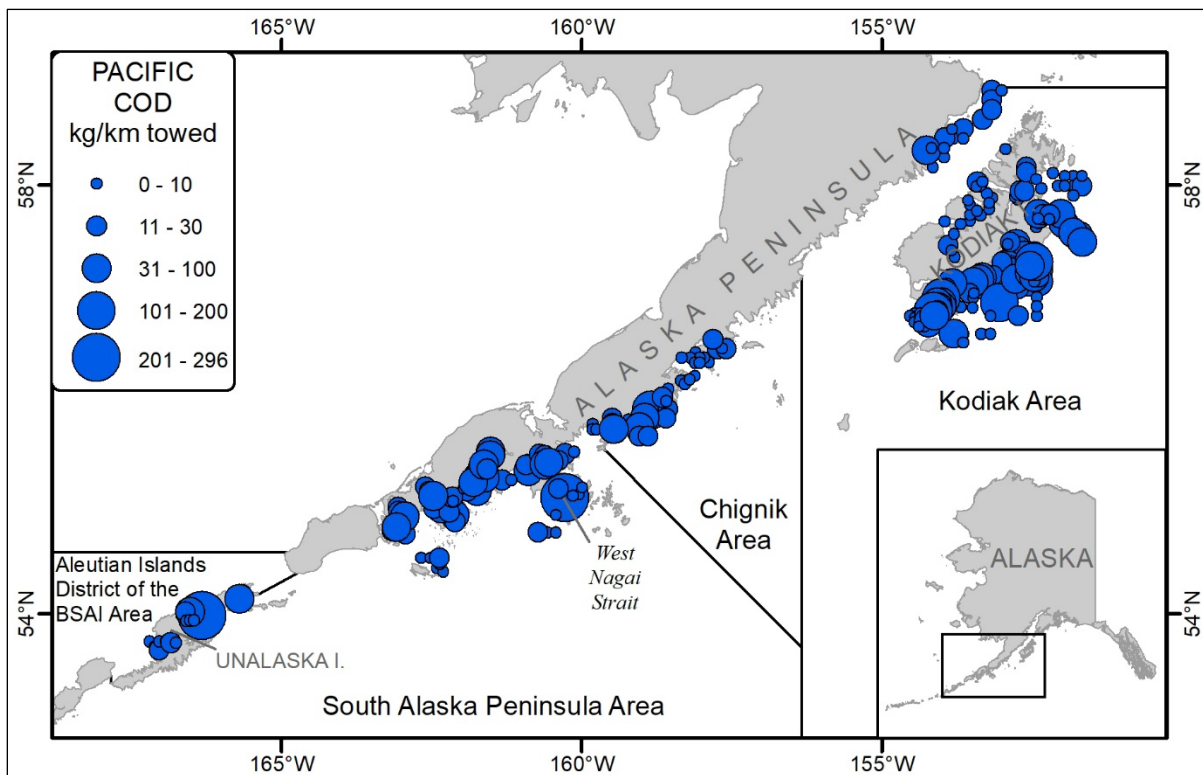


Figure 51.—Pacific cod station CPUE in kilograms per kilometer towed from the 2025 large-mesh bottom trawl survey.

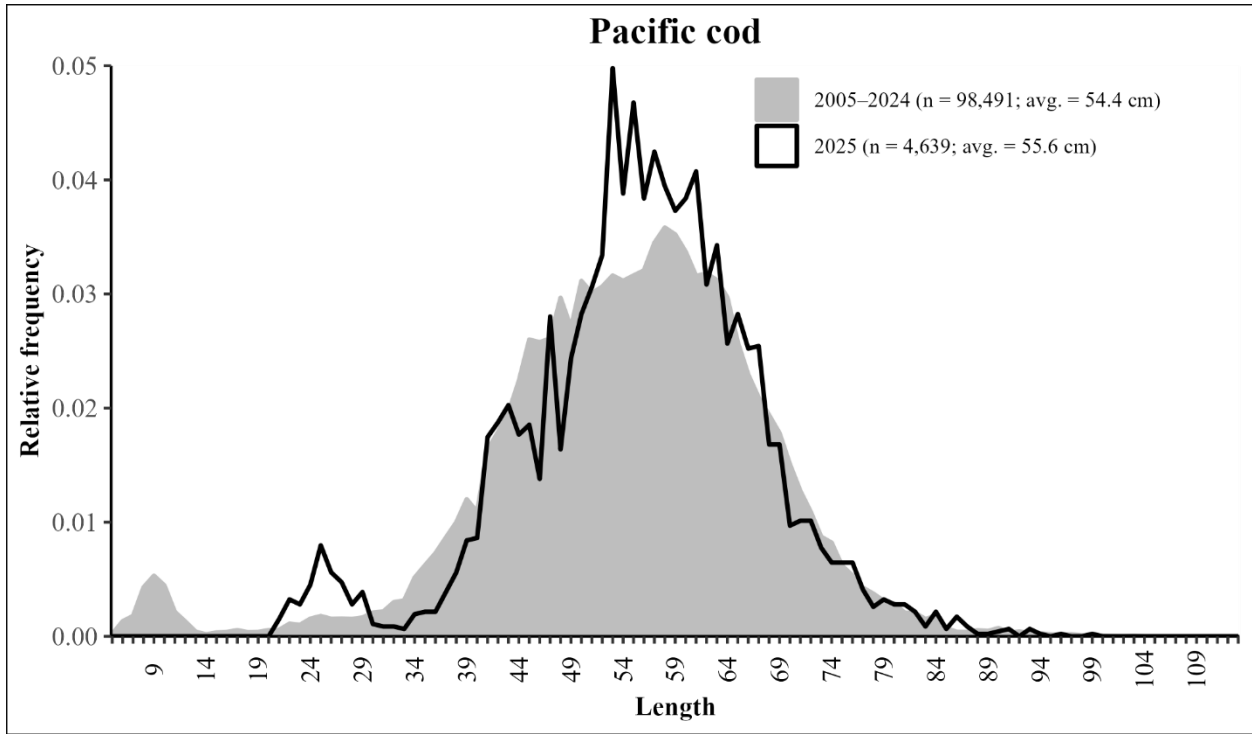


Figure 52.—Pacific cod length frequency from the large-mesh bottom trawl surveys, 2005–2025.

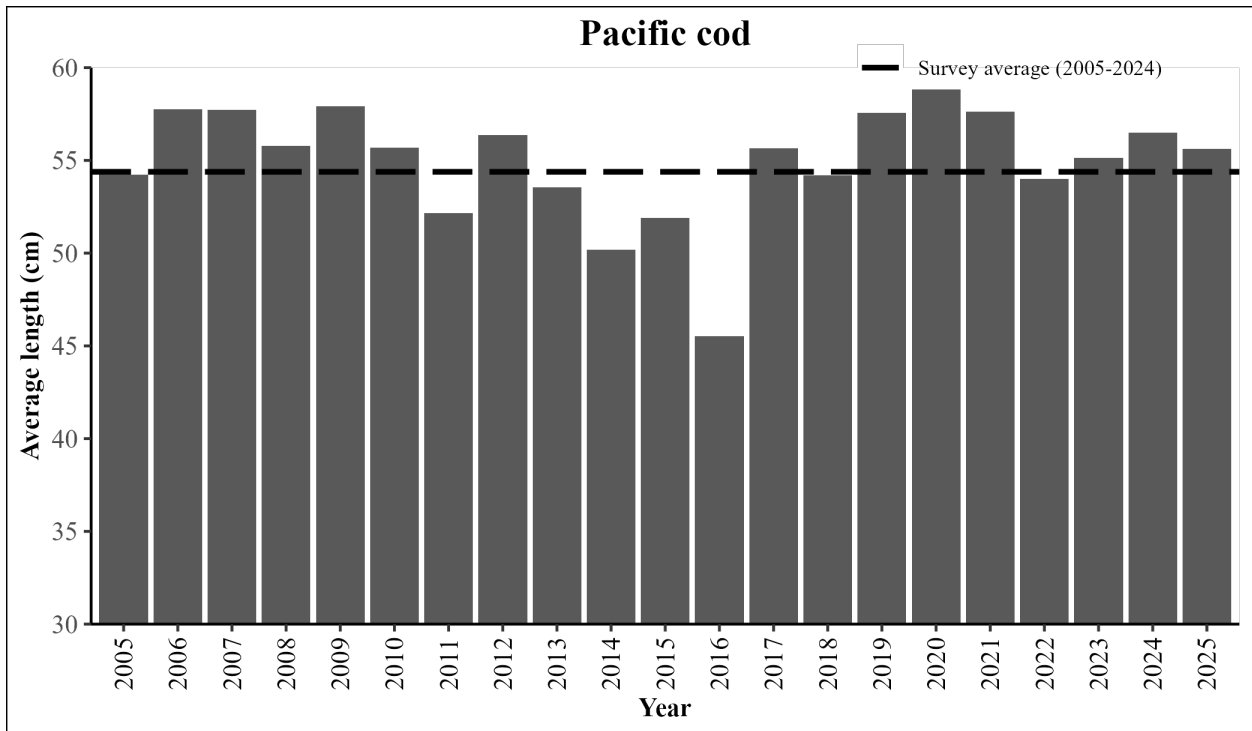


Figure 53.—Average Pacific cod length from fish caught on the large-mesh bottom trawl surveys, 2005–2025.

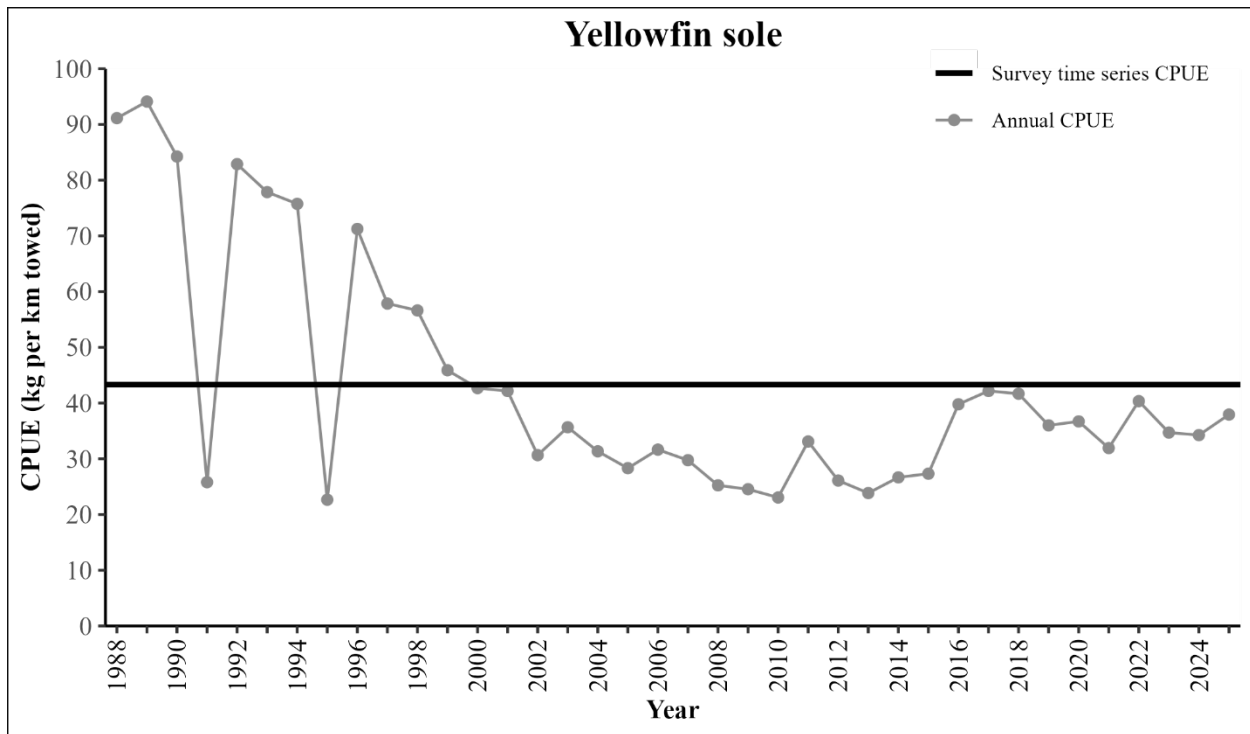


Figure 54.—Yellowfin sole annual CPUE in kilograms per kilometer towed from the 1988–2025 large-mesh bottom trawl surveys.

Note: 1991 and 1995 were incomplete surveys and did not include groundfish data from the South Peninsula District, where the majority of yellowfin sole are captured.

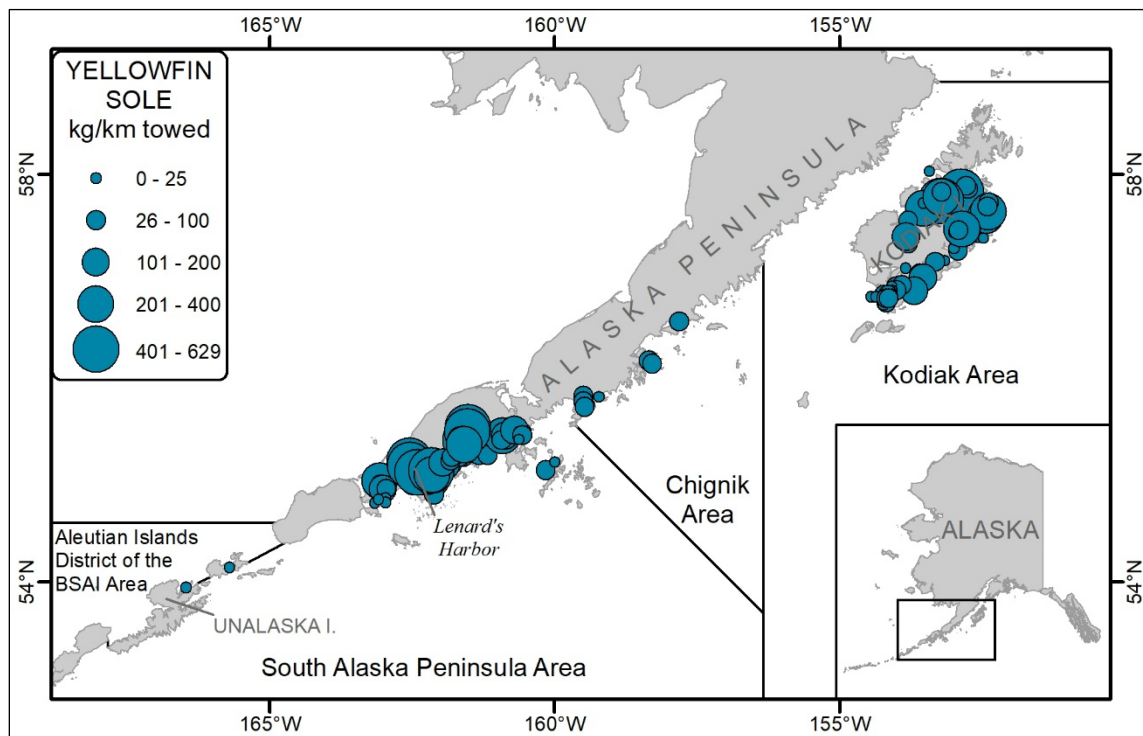


Figure 55.—Yellowfin sole station CPUE in kilograms per kilometer towed from the 2025 large-mesh bottom trawl survey.

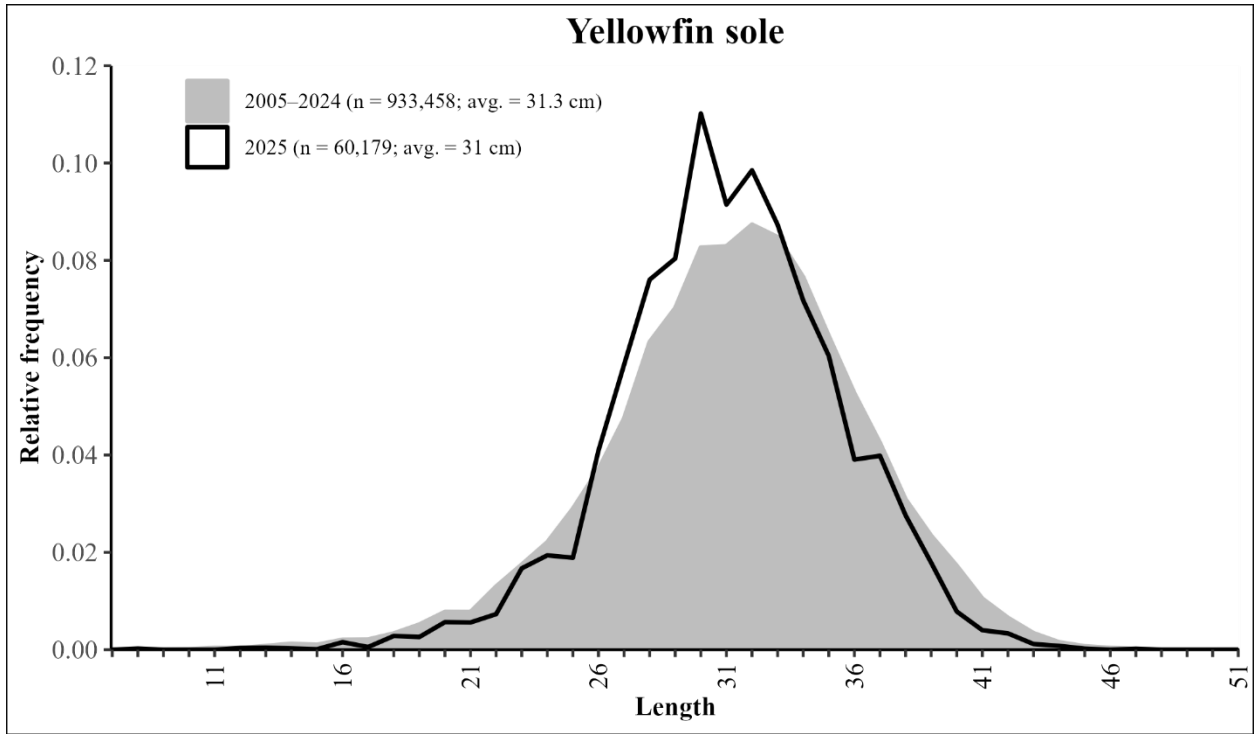


Figure 56.—Yellowfin sole length frequency from the large-mesh bottom trawl surveys, 2005–2025.

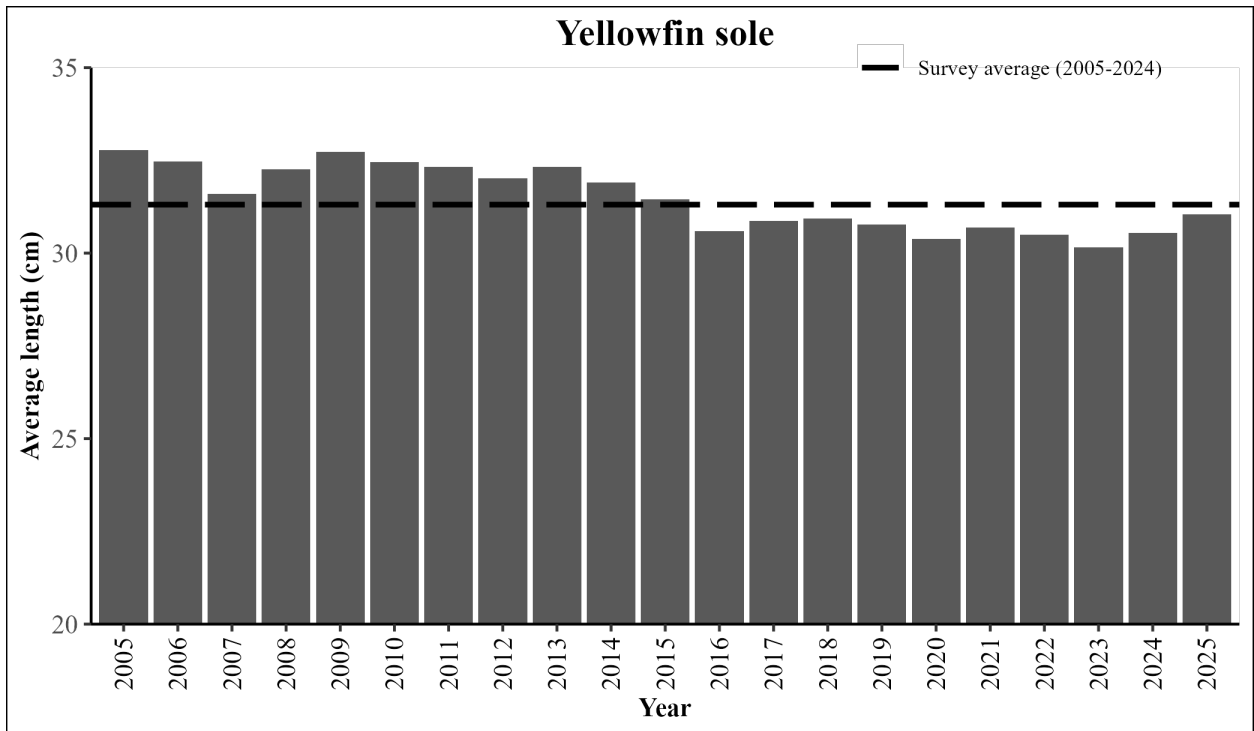


Figure 57.—Average yellowfin sole length from fish caught on the large-mesh bottom trawl surveys, 2005–2025.

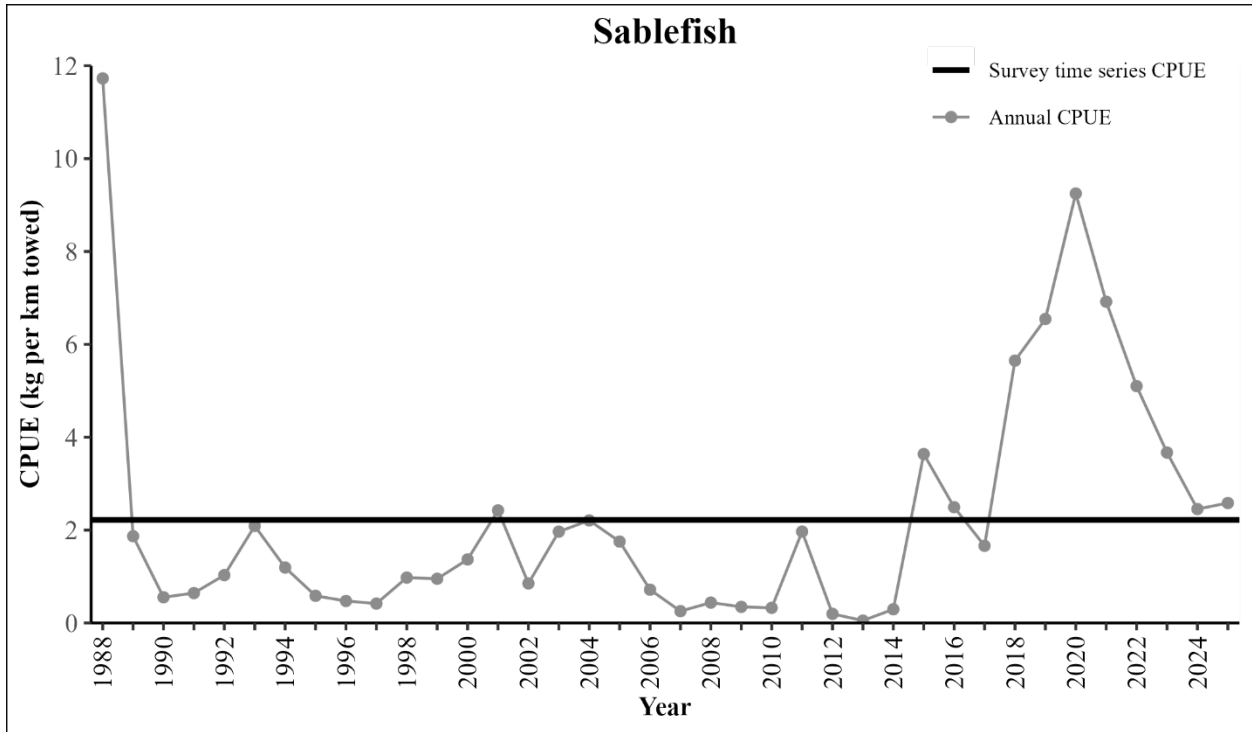


Figure 58.—Sablefish annual CPUE in kilograms per kilometer towed from the 1988–2025 large-mesh bottom trawl surveys.

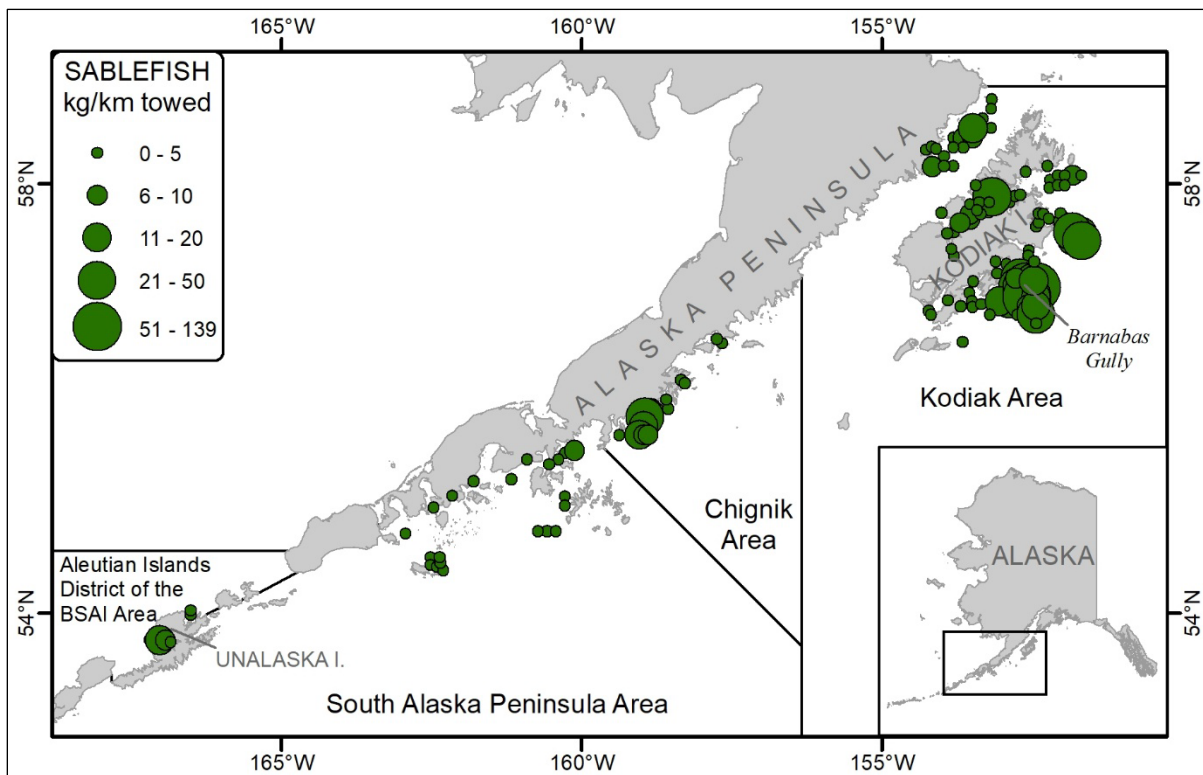


Figure 59.—Sablefish station CPUE in kilograms per kilometer towed from the 2025 large-mesh bottom trawl survey.

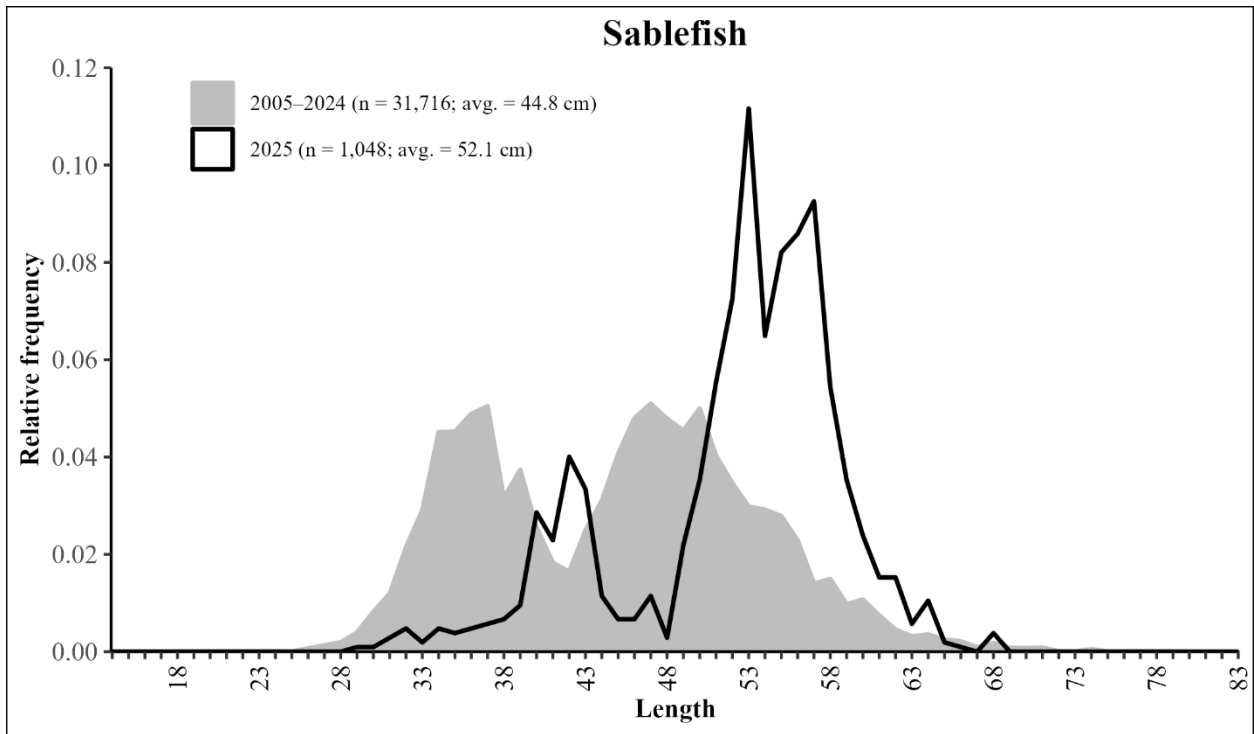


Figure 60.—Sablefish length frequency from the large-mesh bottom trawl surveys, 2005–2025.

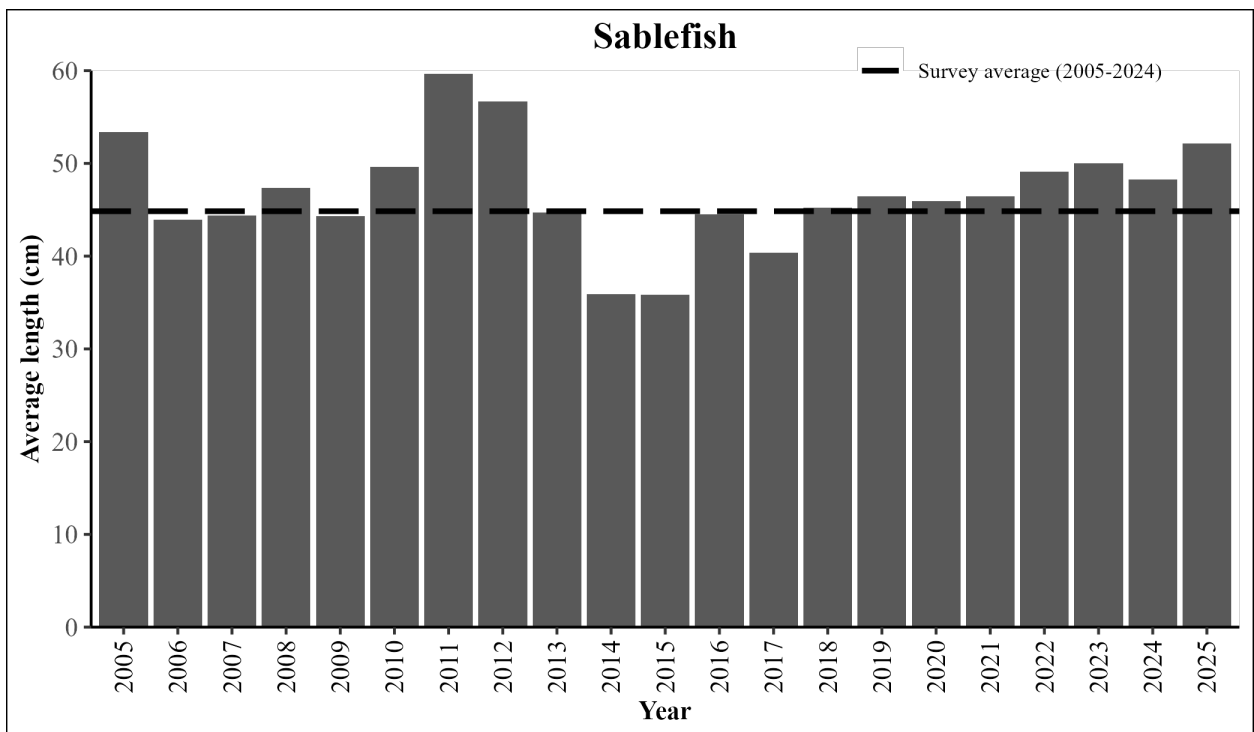


Figure 61.—Average sablefish length from fish caught on the large-mesh bottom trawl surveys, 2005–2025.

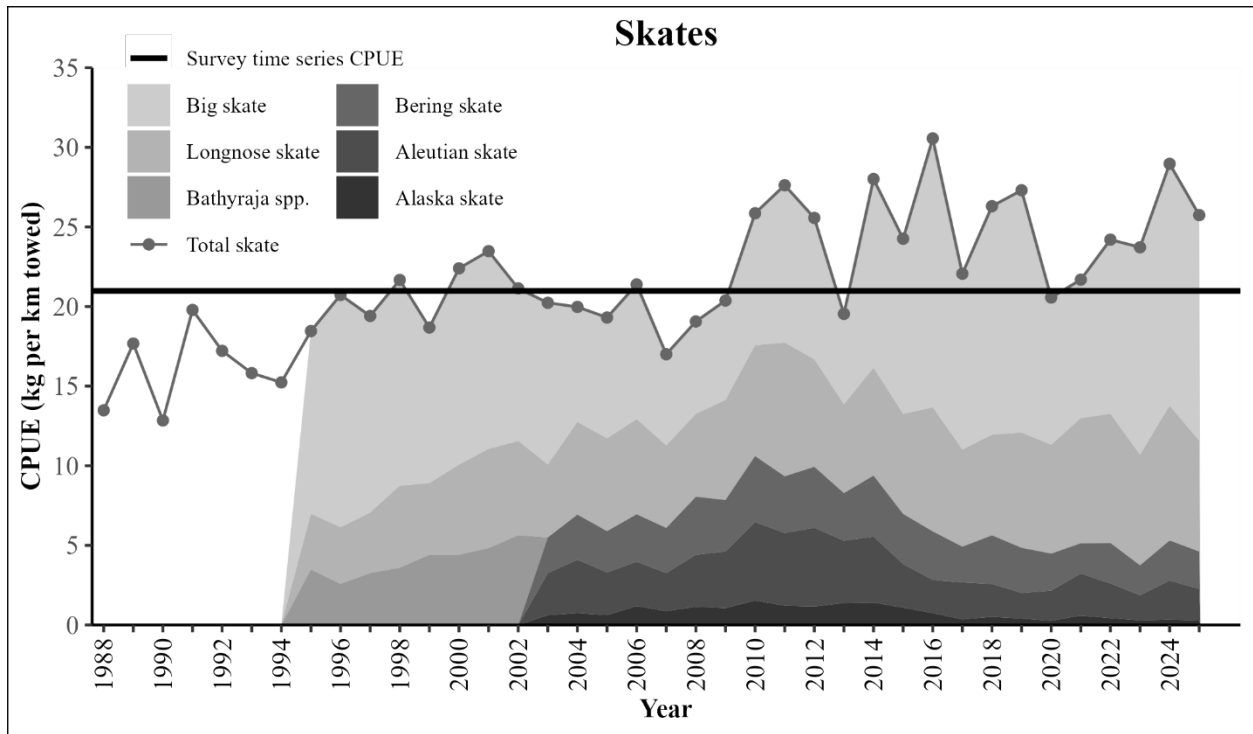


Figure 62.—Annual skate CPUE in kilograms per kilometer towed from the 1988–2025 large-mesh bottom trawl surveys.

*Note:* Skates were identified to genus starting in 1995, and to species starting in 2003.

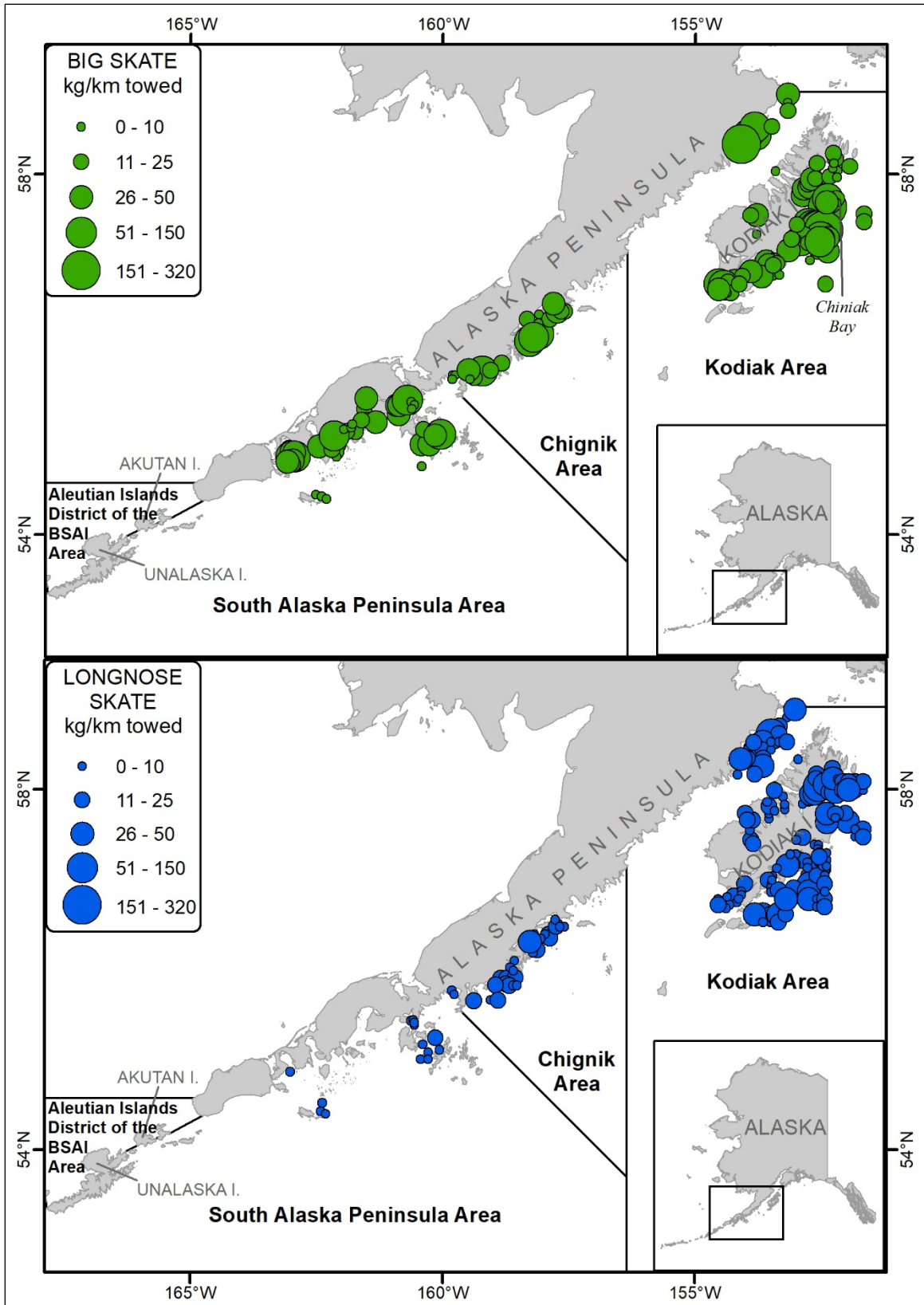


Figure 63.—Big and longnose skate catch in kilograms per kilometer towed from the 2025 large-mesh bottom trawl survey.

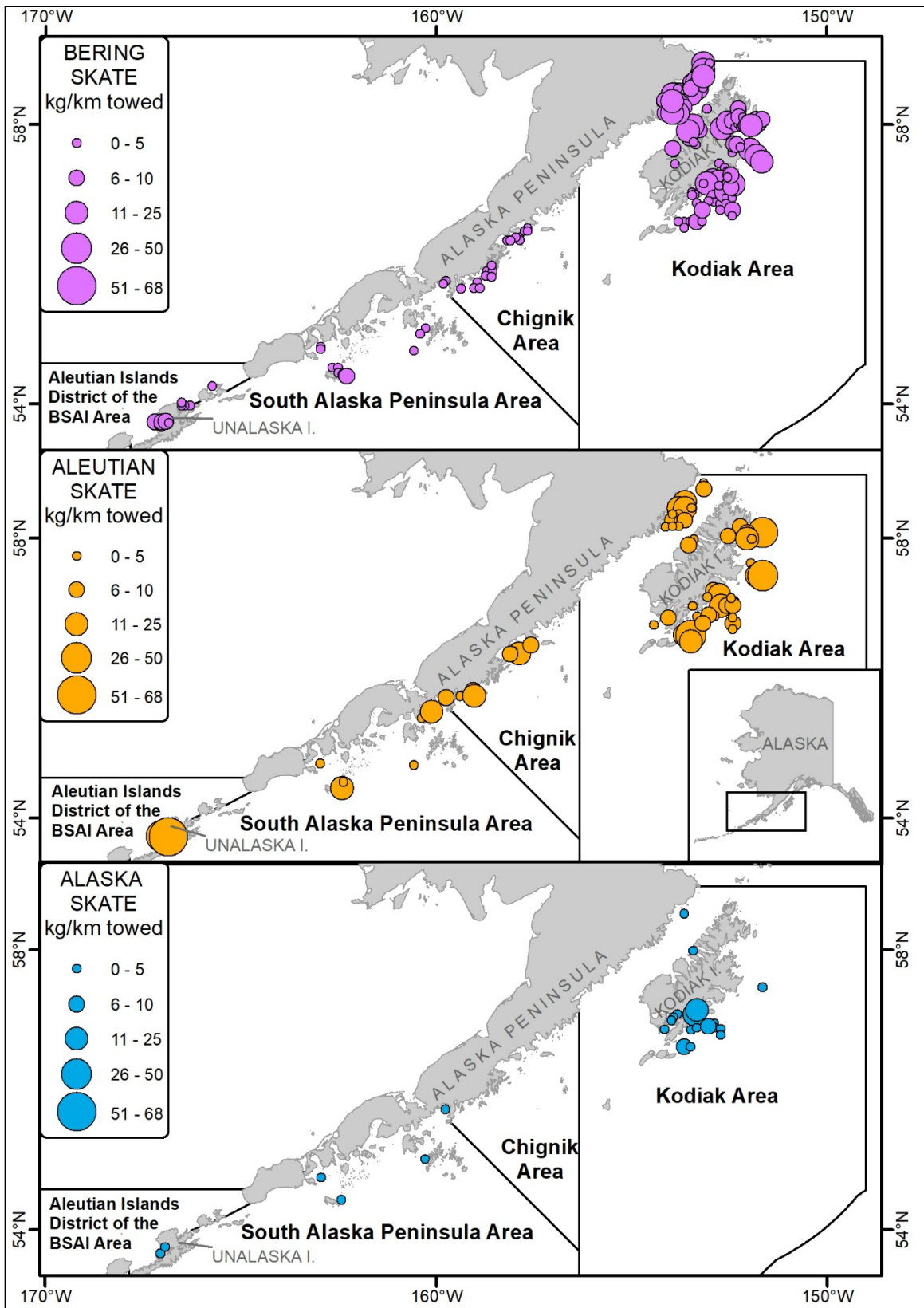


Figure 64.—Bering, Aleutian, and Alaska skate catch in kilograms per kilometer towed from the 2025 large-mesh bottom trawl survey.

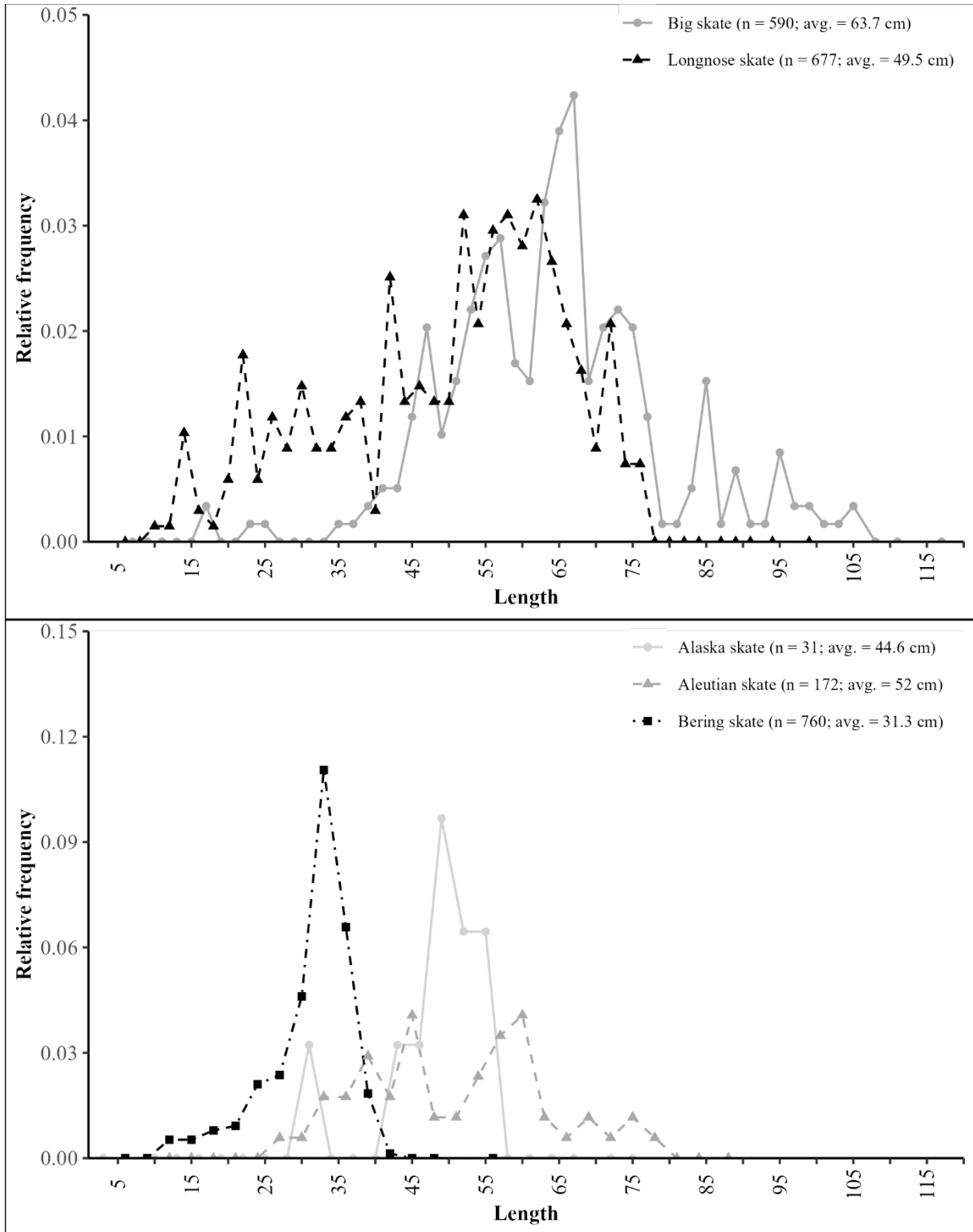


Figure 65.—Big, longnose, Bering, Alaska, and Aleutian skate relative size frequencies (snout to anterior notch of pectoral fin) from the 2025 large-mesh bottom trawl survey.

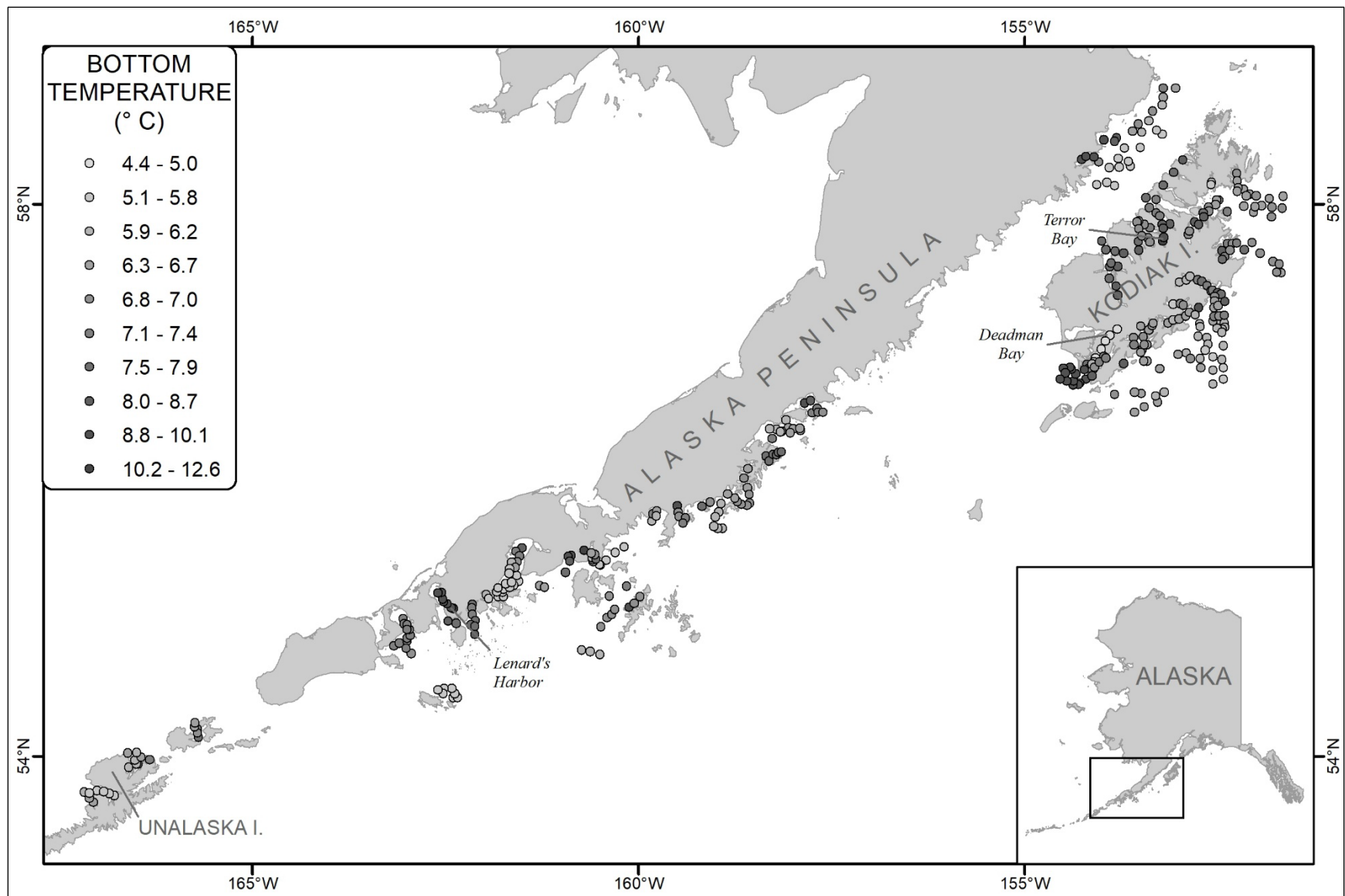


Figure 66.—Near-bottom water temperatures from the 2025 large-mesh bottom trawl survey.

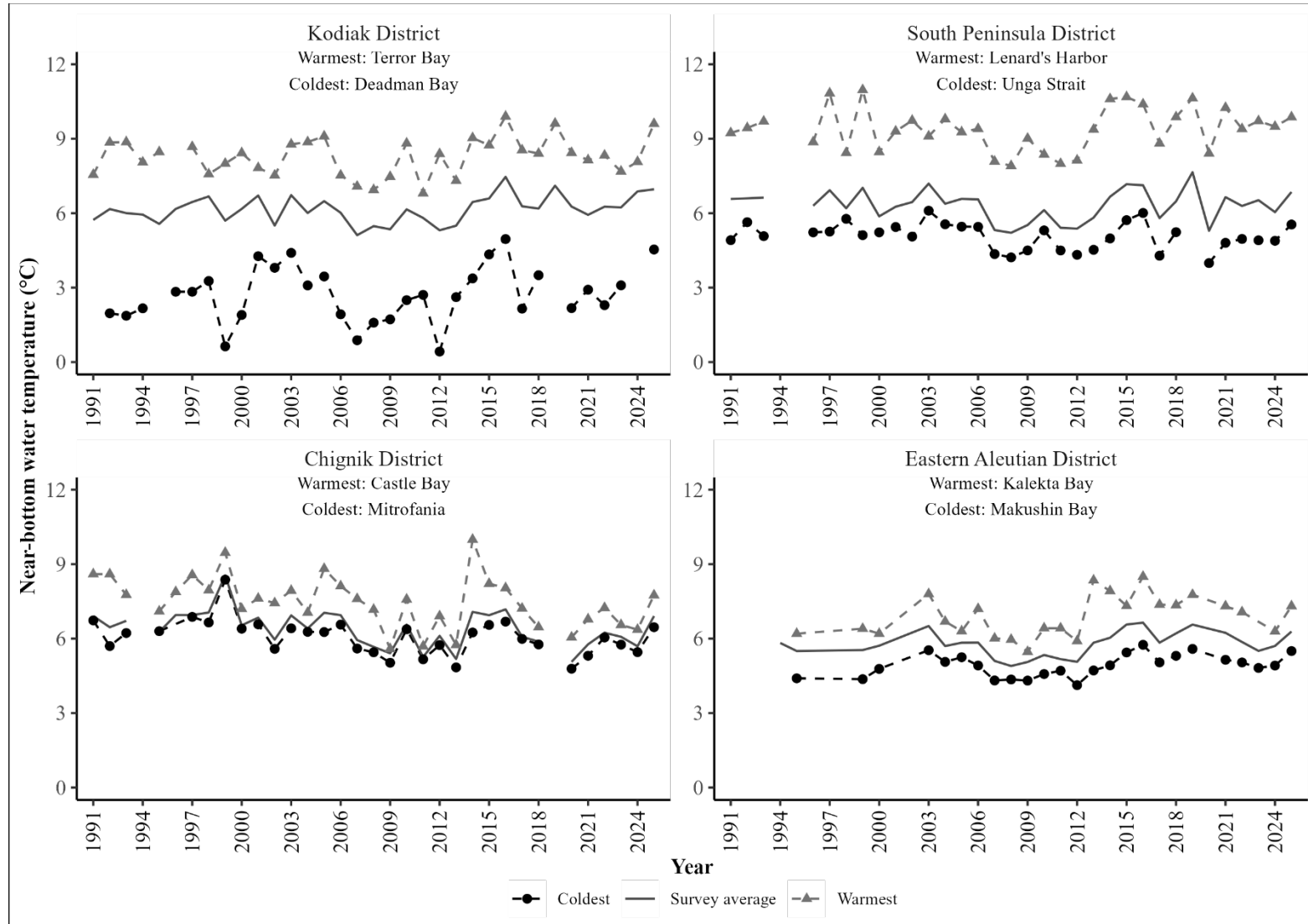


Figure 67.—Near-bottom water temperature (°C) for warmest and coldest bays during the 2025 large-mesh bottom trawl survey and the average water temperature in those bays from 1991–2025 surveys.

*Note:* Temperatures presented are the average temperature of all hauls within the area of interest (bay, district, or entire survey). Due to a temperature logger malfunction in 2024, temperatures are only available from the Westside and North Mainland Sections of the Kodiak District.

## **APPENDIX A: GLOSSARY**

Appendix A1.–Definition of terms in large-mesh trawl survey report.

---

Crab Terms

|                              |   |
|------------------------------|---|
| <i>abdominal flap</i>        | The abdomen of a crab that folds underneath the body of the crab from the posterior side and can be lifted to reveal reproductive appendages. The shape of the abdominal flap can be used to determine sex of a crab. Males have a triangular shaped abdominal flap. Female abdominal flaps are more rounded.   |
| <i>anterolateral spines</i>  | Spines around the margin of a carapace that are on the anterior half.   |
| <i>bitter crab disease</i>   | Disease lethal to crabs caused by a parasitic dinoflagellate of the genus <i>Hematodinium</i> known to infect <i>Chionoecetes</i> crabs. Live crab in later stages of infection have an exaggerated pink carapace or legs and white opaque hemolymph that can be observed if a leg is cracked. Crab infected with this parasite are unmarketable because of an astringent aspirin aftertaste.   |
| <i>black mat</i>             | A systemic fungal infection ( <i>Trichomaris invadens</i> ) that forms non-discrete blotches of a black, tar-like mass on the carapace and legs. Black mat has a fibrous-like texture when scraped.   |
| <i>carapace</i>              | The main part of the crab shell that covers the body of the crab. It is divided into gastric, branchial, and cardiac regions.   |
| <i>carapace length</i>       | The biological size measurement of all species of king crabs taken as the straight-line distance from the posterior margin of the right eye orbit to the medial-posterior carapace margin.  |
| <i>carapace width</i>        | The biological size measurement of <i>Chionoecetes</i> .and Dungeness crabs taken as the greatest straight-line distance perpendicular to a line midway between the eyes to the medial-posterior margin, not including the spines.  |
| <i>chela height</i>          | The measurement of the claw of the crab taken at the greatest height, excluding spines. Taken on the right chela.   |
| <i>clutch</i>                | A group of eggs present beneath a mature female abdominal flap.   |
| <i>eyed eggs</i>             | The stage of egg development when dark eyespots are present in the crab egg and are visible to the human eye.   |
| <i>juvenile</i>              | A young animal that has not reached sexual maturity.  |
| <i>lateral margin</i>        | The outer edge of the shell or carapace.  |
| <i>legal male</i>            | A male crab that is large enough to be retained by regulation.  |
| <i>mature female</i>         | A female animal that has reached sexual maturity. For Tanner crab, mature females have a circular abdominal flap that covers most of the ventral surface of the crab while juvenile females have an abdominal flap that covers only about 2/3 of the ventral surface. For red king crab, mature females include ovigerous females of any size, all females >115 mm CL in the Kodiak area, and all females >99 mm CL in the Alaska Peninsula and Aleutian Islands areas. |
| <i>mature male</i>           | A male animal that has reached sexual maturity. For Tanner crab, mature males are considered to be all males that are >114 mm carapace width.   |
| <i>medial-posterior edge</i> | The middle of the back edge of the carapace.  |
| <i>midline</i>               | The median plane of the body of an animal. For crabs this is an imaginary line running along the carapace from between the eyes to the medial-posterior edge.   |

---

-continued-

|                           |  |
|---------------------------|--|
| <i>nemertean worms</i>    | Egg parasites in the clutch of mature female crab that prey on developing embryos. Worms are small, red in color, often S-shaped during early stages of development, and are most obvious in clutches with a high number of dead embryos.  |
| <i>new shell</i>          | Carapace and chela are hard and will crack when pressure is applied. Legs are not easily compressed when pinched and will break if bent. Colors are bright. Iridescence, particularly on the chelae, is often visible. Ventral surface can be any variation of white or pink. Spines, chela tips, chela teeth, and dactyl tips are sharp. Abdomen, coxae, and legs have little or no scratches and abrasions. Slight fouling may be present, including but not limited to leech egg cases, small barnacles, and encrusting bryozoans. On Tanner crab females, subtle grasping mark imprints may be present on the first 2 pairs of legs. |
| <i>old shell</i>          | Colors are dull. Iridescence on the chelae may be visible. Ventral surface typically appears yellow to brown. Spines, chela tips, chela teeth, and dactyl tips may show wear. Abdomen, coxae, and legs have few to numerous scratches and abrasions, which may be slightly darker than the shell. Slight fouling may be present, including but not limited to leech egg cases, barnacles, bryozoans, tubeworm casings, and anemones. On Tanner crab females, grasping marks are often present and discolored on the first 2 pairs of legs.   |
| <i>ovigerous</i>          | Bearing eggs.  |
| <i>parasitic barnacle</i> | The rhizocephalan barnacle <i>Briarosaccus callosus</i> exclusively parasitizes king crab species. The visible externa of the parasite is located in the abdominal flap of both sexes and varies in size from as small as a jellybean to as large as a chicken egg and in color from pale yellow to deep red. It causes castration in infected crabs and is uncommon around Kodiak and along the Alaska Peninsula.   |
| <i>postrecruit male</i>   | Male crab that have been legal size for more than 1 year. Tanner crab postrecruit males are 140–164 mm CW and old or very old/very very old shell and all males $\geq 165$ mm CW. Red king crab postrecruit males are all legal-size crab that are old or very old/very very old, all males $\geq 164$ mm CL in the Kodiak area, and all males $\geq 152$ mm CL in the Alaska Peninsula and Aleutian Islands areas.  |
| <i>prerecruit male</i>    | Male crab not legal size. Prerecruit crab are often divided into size groups. For red king crab prerecruit IV are crab $< 95$ mm CL in the Kodiak Area and $< 79$ mm CL in the Alaska Peninsula and Aleutian Islands areas. Prerecruit III are crab 95–112 mm CL in the Kodiak Area and 79–95 mm CL in the Alaska Peninsula and Aleutian Islands areas. Prerecruit II are crab 113–130 mm CL in the Kodiak Area and 96–115 mm CL in the Alaska Peninsula and Aleutian Islands areas. Prerecruit I are crab $> 130$ mm CL in the Kodiak Area and $> 115$ mm CL in the Alaska Peninsula and Aleutian Islands areas.                        |
| <i>primiparous female</i> | A female crab that is carrying its first clutch of eggs. For Tanner crab they may be identified by being soft/new pliable or new shell mature females.   |
| <i>recruit male</i>       | Male crab that became legal size in the last year. For Tanner crab a recruit is soft/new pliable and new shell, 140–164 mm CW. For red king crab in the Kodiak Area a recruit is legal-size, soft/new pliable, and $\leq 164$ mm CL. For red king crab in the Alaska Peninsula and Aleutian Islands areas a recruit is legal-size, soft/new pliable, and $\leq 152$ mm CL.   |

---

-continued-

|                                     |   |
|-------------------------------------|---|
| <i>shell condition</i>              | A description of the appearance of a crab's exoskeleton, determined by examining characteristics that show wear with time. The ADF&G trawl survey program recognizes 4 shell condition categories: soft/new pliable, new, old, and very old/very very old.  |
| <i>soft/new pliable shell</i>       | (1) The exoskeleton is soft, flaccid, similar in texture to skin, and loses shape out of water. No scratches, abrasions, or epibionts are present. OR (2) Carapace and chela are firm, but thin and flexible and can be easily indented with slight thumb pressure. Legs are easily compressed when pinched. Colors are bright. Iridescence is common. Abdominal flap may appear translucent. Spines, chela tips, chela teeth, and dactyl tips are sharp if not pliable. No scratches, abrasions, or epibionts are present.   |
| <i>spines</i>                       | Hard, pointed processes along the edge of a crab carapace.  |
| <i>very old/very very old shell</i> | (1) Colors are dull and often dark on the dorsal surface. Ventral surface typically appears yellow to brown with darker areas. Spines, chela tips, chela teeth, and dactyl tips are heavily worn. Legs are commonly damaged or missing. Abdomen, coxae, and legs have numerous scratches and abrasions, which are typically darker than the shell. Slight to moderate fouling is common, including—but not limited to—leech egg cases, large barnacles, bryozoans, hydroids, tubeworm casings, and anemones. On Tanner crab females, multiple grasping marks are often present and discolored on the first 2 pairs of legs. OR (2) Carapace may be soft and spongy because of decay. Colors are dark overall. Spines, chela tips, chela teeth, and dactyl tips are heavily worn. Legs are commonly damaged or missing. Moderate to extensive fouling is common. |

Trawl Net Terms

|                        |   |
|------------------------|---|
| <i>codend</i>          | The trailing end of a tapered trawl net where the catch accumulates over the course of a tow.   |
| <i>dandylines</i>      | Also called bridles. Cables between the trawl doors and the side of the trawl net.  |
| <i>doors</i>           | Steel boards that are attached between the vessel and the trawl net, positioned in such a way that while being towed hydrodynamic forces push them outward and prevent the opening of the net from closing. |
| <i>footrope</i>        | The line running along the lower mouth of the net. The net used during the large-mesh trawl survey has a footrope weighted with chain to keep it on bottom.   |
| <i>headrope</i>        | The line running along the upper mouth of the net which is attached to floats that keep the net open.   |
| <i>mesh</i>            | An open fabric of line or cord, the intersections of which are looped or knotted into various sized spaces and sewn together to form a net.   |
| <i>net performance</i> | A rating on how the net was fishing during a haul.  |
| <i>sweep</i>           | The width the net covers when towing over the seafloor.   |
| <i>wing</i>            | The portion of the trawl net forward of the main body of the net.   |

---

-continued-

Sampling Terms

|                                     |   |
|-------------------------------------|---|
| <i>catch</i>                        | A quantity of animals caught in the trawl net. It can be measured in numbers or weight.   |
| <i>cruise leader</i>                | The biologist in charge of coordinating biological sampling activities during the survey and responsible for the quality of collected data while they are on the vessel.  |
| <i>debris</i>                       | Anything captured in the net that is not alive or an animal, including rocks, empty shells, seaweed, or human-made objects.   |
| <i>haul</i>                         | From the time the trawl net reaches the seafloor and is towed in an attempt to fish to the time the vessel stops moving and begins retrieving the net.  |
| <i>on-deck sorting bin</i>          | An area located on the back deck of the survey vessel contained by removable boards where the catch from the codend is emptied after every haul, prior to sorting and removal of the subsample.   |
| <i>sorting table</i>                | A table located on the forward part of the deck where the subsample is put, and where most of the sorting for species composition sampling, weighing, and measuring takes place.  |
| <i>species composition sampling</i> | The sorting, identification, and weighing of organisms in the catch to determine the proportion and total weight of each species in the haul.   |
| <i>station</i>                      | Divisions of the survey area into sampling units. Each station is towed once during the annual survey.  |
| <i>subsample</i>                    | A representative and random subset of the total haul catch.   |
| <i>subsampling net</i>              | The net used to obtain the subsample. This net is tied into the on-deck sorting bin and the catch is emptied into the bin. The subsampling net is then untied and lifted through the catch to capture a representative subsample that is sorted at the sorting table.   |
| <i>survey catch database</i>        | The onboard database used to collect and store crab measurements, fish measurements, biological information, weights of all species identified during the catch, and haul data. Fish and crab measurements may be entered using an electronic fish board, digital calipers, or entered manually using any network connected device. Haul data is entered from the wheelhouse at the time of the hauling using a program connected to GPS devices that help ensure accurate location and time information. Catch species information is entered manually after hauls are complete. |
| <i>whole-haul</i>                   | When 100% of the catch is sampled for a specific species or in instances when there is a small total catch, when 100% of the total trawl catch is sorted and weighed.   |

---

-continued-

Management Terms

|                                    |   |
|------------------------------------|---|
| <i>abundance threshold</i>         | Levels of mature male and mature female Tanner crab abundance described in regulation that must be met in order to consider opening a commercial fishery.   |
| <i>GHL</i>                         | Guideline harvest level. Catch quota established prior to the beginning of each fishing season. GHLs for Tanner crab are based on large-mesh trawl survey data.   |
| <i>legal-size</i>                  | The minimum size of a crab that may be retained by regulation. Only male crab are considered legal to retain. For Tanner crab in the Kodiak, Chignik, South Peninsula, and Eastern Aleutian Districts legal size is 5.5 inches (140 mm) carapace width including the lateral margin spines. For king crab males minimum legal size is 7.0 inches (177.8 mm) carapace width in the Kodiak Area and 6.5 inches (165.1 mm) carapace width in the Alaska Peninsula and Aleutian Islands Areas, including the lateral margin spines. For Dungeness crab the minimum legal size is 6.5 inches (165.1 mm) carapace width, immediately anterior to the tenth anterolateral spine. |
| <i>long-term average abundance</i> | The average abundance of mature male and mature female Tanner crab from 1988 to 2021 as determined by trawl survey data and used to establish regulatory abundance thresholds.  |
| <i>management district</i>         | Regulatory unit used by fishery managers to divide regions geographically into areas that facilitate resource management.   |
| <i>management section</i>          | Management districts are divided into sections to facilitate fine scale management of the Tanner crab fisheries. Each section has a separate GHL.   |

Other Biological Terms

|                     |   |
|---------------------|---|
| <i>anterior</i>     | Toward the front, near the head or rostral end of a crab.   |
| <i>caudal fin</i>   | The tail of a fish.   |
| <i>claspers</i>     | A paired organ of male sharks and skates used to assist the transfer of spermatozoa into the body of a female during copulation.                                    |
| <i>dorsal</i>       | The back or part of an organism away from the ground. Refers to the hinge area of a scallop shell.  |
| <i>pectoral fin</i> | Either of a pair of fins situated behind the head, one on each side of the body.  |
| <i>posterior</i>    | The rear, away from the head.   |
| <i>shell height</i> | The straight-line distance from the umbo to the outer scallop shell margin, perpendicular to the hinge. Scallop shell heights are measured on the left (top) valve. |
| <i>umbo</i>         | Beak-like projections at the dorsal part of a shell; it is the oldest part of a bivalve shell.  |
| <i>valve</i>        | One of the two parts of a bivalve shell; two valves make up one shell.  |

Data Analysis Terms

|                                   |   |
|-----------------------------------|---|
| <i>area swept</i>                 | The area covered by the trawl during a haul.  |
| <i>density</i>                    | The number or weight of a species present per unit of area.   |
| <i>distance towed/haul length</i> | The distance over ground the vessel travels between the time the footrope of the trawl net contacts bottom and the time the center of footrope leaves the bottom. |
| <i>relative abundance</i>         | The relative measure of the size of a population.   |

---

**APPENDIX B: FISHING LOG AND TRAWL STATIONS  
SAMPLED**

Appendix B1.--2025 large-mesh bottom trawl survey fishing log.

|                      |           |           |           |           |           |           |           |           |           |           |           |           |           |
|----------------------|-----------|-----------|-----------|-----------|-----------|-----------|-----------|-----------|-----------|-----------|-----------|-----------|-----------|
| Haul                 | 1         | 2         | 3         | 4         | 5         | 6         | 7         | 8         | 9         | 10        | 11        | 12        | 13        |
| Location             | NE Kod.   | NE Kod.   | NE Kod.   | NE Kod.   | NE Kod.   | NE Kod.   | NE Kod.   | NE Kod.   | NE Kod.   | NE Kod.   | NE Kod.   | NE Kod.   | NE Kod.   |
| Month/Day/Year       | 06-24-25  | 06-24-25  | 06-24-25  | 06-25-25  | 06-25-25  | 06-25-25  | 06-25-25  | 06-25-25  | 06-27-25  | 06-27-25  | 06-27-25  | 06-27-25  | 06-28-25  |
| Station              | CHJ       | CHK       | CHL       | CHE       | CHB       | CHA       | CHF       | CHG       | 313       | 314       | 284       | 285       | MOLA      |
| Longitude Start (°W) | -152.3741 | -152.3072 | -152.2514 | -152.443  | -152.406  | -152.4374 | -152.3435 | -152.1579 | -152.0332 | -151.8066 | -151.7953 | -151.6647 | -152.1688 |
| Latitude Start (°N)  | 57.7257   | 57.7257   | 57.7293   | 57.679    | 57.636    | 57.6146   | 57.6801   | 57.6853   | 57.9413   | 57.9107   | 57.978    | 57.9702   | 58.1014   |
| Heading, Degrees     | 137       | 272       | 70        | 52        | 42        | 42        | 58        | 22        | 152       | 345       | 64        | 339       | 140       |
| Average Depth (m)    | 95.09     | 144.4     | 171.8     | 18.28     | 71.31     | 42.06     | 135.3     | 146.2     | 199.3     | 58.51     | 131.6     | 102.4     | 202.9     |
| Distance Fished (km) | 1.555     | 1.574     | 1.852     | 1.296     | 1.852     | 1.852     | 1.852     | 1.852     | 1.777     | 1.852     | 1.87      | 1.852     | 1.852     |
| Bottom Temp. (°C)    | 7.09      | 6.94      | 7.2       | 8.21      | 7.37      | 7.77      | 6.84      | 7.6       | 6.29      | 6.86      | 6.8       | 6.94      | 6.54      |
| Haul                 | 14        | 15        | 16        | 17        | 18        | 19        | 20        | 21        | 22        | 23        | 24        | 25        | 26        |
| Location             | NE Kod.   | NE Kod.   | NE Kod.   | NE Kod.   | NE Kod.   | NE Kod.   | NE Kod.   | NE Kod.   | NE Kod.   | NE Kod.   | NE Kod.   | NE Kod.   | NE Kod.   |
| Month/Day/Year       | 06-28-25  | 06-28-25  | 06-28-25  | 06-28-25  | 06-28-25  | 06-28-25  | 06-29-25  | 06-29-25  | 06-29-25  | 06-29-25  | 06-29-25  | 06-29-25  | 06-29-25  |
| Station              | 255A      | 255B      | 257       | 256       | 283B      | 283A      | MOXA      | MOXB      | MOPA      | MOPB      | MOLB      | MOGX      | MOEX      |
| Longitude Start (°W) | -152.0849 | -152.0006 | -151.6534 | -151.8328 | -151.9343 | -152.0189 | -152.2498 | -152.2453 | -152.2354 | -152.2494 | -152.1316 | -152.1624 | -152.3742 |
| Latitude Start (°N)  | 58.0677   | 58.0566   | 58.0547   | 58.0365   | 57.9884   | 57.9822   | 58.2094   | 58.1584   | 58.1108   | 58.0857   | 58.058    | 57.9869   | 57.9478   |
| Heading, Degrees     | 175       | 79        | 3         | 318       | 187       | 273       | 186       | 142       | 224       | 228       | 175       | 37        | 76        |
| Average Depth (m)    | 148.1     | 126.1     | 157.2     | 160.9     | 177.3     | 173.7     | 166.4     | 168.2     | 168.2     | 168.2     | 151.7     | 171.8     | 122.5     |
| Distance Fished (km) | 1.87      | 1.852     | 1.852     | 1.852     | 1.852     | 1.87      | 1.87      | 1.852     | 1.852     | 1.852     | 1.87      | 1.852     | 1.907     |
| Bottom Temp. (°C)    | 6.51      | 6.9       | 6.51      | 6.52      | 6.33      | 6.3       | 6.77      | 6.59      | 6.55      | 6.54      | 6.61      | 6.36      | 7.3       |
| Haul                 | 27        | 28        | 29        | 30        | 31        | 32        | 33        | 34        | 35        | 36        | 37        | 38        | 39        |
| Location             | NE Kod.   | NE Kod.   | NE Kod.   | NE Kod.   | NE Kod.   | NE Kod.   | NE Kod.   | NE Kod.   | NE Kod.   | NE Kod.   | NE Kod.   | NE Kod.   | NE Kod.   |
| Month/Day/Year       | 06-29-25  | 06-30-25  | 06-30-25  | 06-30-25  | 06-30-25  | 06-30-25  | 06-30-25  | 06-30-25  | 06-30-25  | 07-01-25  | 07-01-25  | 07-01-25  | 07-01-25  |
| Station              | MONX      | KZS       | KZR       | KZO       | KZK       | KZJ       | KZG       | KZF       | KZE       | KZA       | KZB       | KZD       | KZC       |
| Longitude Start (°W) | -152.4896 | -152.5822 | -152.5876 | -152.5122 | -152.5304 | -152.6201 | -152.6127 | -152.6891 | -152.6801 | -152.8781 | -152.8666 | -152.7973 | -152.7486 |
| Latitude Start (°N)  | 58.0252   | 58.1471   | 58.132    | 58.0249   | 57.9965   | 57.9777   | 57.9526   | 57.9389   | 57.9108   | 57.7893   | 57.8126   | 57.8773   | 57.8608   |
| Heading, Degrees     | 20        | 189       | 183       | 225       | 235       | 240       | 267       | 214       | 4         | 9         | 16        | 40        | 42        |
| Average Depth (m)    | 195.6     | 104.2     | 118.8     | 201.1     | 179.2     | 129.8     | 133.4     | 135.3     | 102.4     | 45.71     | 53.03     | 95.09     | 65.83     |
| Distance Fished (km) | 1.852     | 1.629     | 1.87      | 1.852     | 1.87      | 1.852     | 1.852     | 1.852     | 1.648     | 1.296     | 1.24      | 1.889     | 1.666     |
| Bottom Temp. (°C)    | 6.45      | 5.73      | 5.56      | 6.38      | 6.46      | 7.01      | 6.9       | 7.64      | 8.1       | 6.94      | 6.97      | 8.16      | 8.62      |
| Haul                 | 40        | 41        | 42        | 43        | 44        | 45        | 46        | 47        | 48        | 49        | 50        | 51        | 52        |
| Location             | NE Kod.   | NE Kod.   | NE Kod.   | NE Kod.   | NE Kod.   | NE Kod.   | E Kod.    | E Kod.    | E Kod.    | E Kod.    | E Kod.    | E Kod.    | E Kod.    |
| Month/Day/Year       | 07-05-25  | 07-05-25  | 07-05-25  | 07-05-25  | 07-05-25  | 07-05-25  | 07-06-25  | 07-06-25  | 07-06-25  | 07-06-25  | 07-06-25  | 07-06-25  | 07-06-25  |
| Station              | 369X      | 395       | 420       | 421       | 444       | 443       | UGAC      | UGAD      | UGAA      | UGB       | UGC       | UGD       | UGE       |
| Longitude Start (°W) | -152.0537 | -151.9534 | -151.7878 | -151.7049 | -151.6779 | -151.7334 | -152.9971 | -152.905  | -152.86   | -152.7557 | -152.7094 | -152.635  | -152.5866 |
| Latitude Start (°N)  | 57.7335   | 57.6624   | 57.6039   | 57.5867   | 57.5241   | 57.5282   | 57.4569   | 57.4754   | 57.4981   | 57.4739   | 57.4634   | 57.4351   | 57.3982   |
| Heading, Degrees     | 353       | 108       | 130       | 137       | 292       | 284       | 46        | 86        | 129       | 179       | 120       | 111       | 339       |
| Average Depth (m)    | 117       | 202.9     | 122.5     | 118.8     | 160.9     | 146.2     | 36.57     | 67.66     | 76.8      | 89.6      | 91.43     | 98.75     | 96.92     |
| Distance Fished (km) | 1.629     | 1.852     | 1.833     | 1.833     | 1.889     | 1.685     | 1.87      | 1.87      | 1.87      | 1.814     | 1.87      | 1.87      | 1.889     |
| Bottom Temp. (°C)    | 6.92      | 6.77      | 6.81      | 6.82      | 6.56      | 6.85      | 6.15      | 6.02      | 5.84      | 7.05      | 7.51      | 7.22      | 7.35      |

-continued-

Appendix B1.–Page 2 of 8.

|                      |           |           |           |           |           |           |           |           |           |           |           |           |           |
|----------------------|-----------|-----------|-----------|-----------|-----------|-----------|-----------|-----------|-----------|-----------|-----------|-----------|-----------|
| Haul                 | 53        | 54        | 55        | 56        | 57        | 58        | 59        | 60        | 61        | 62        | 63        | 64        | 65        |
| Location             | E Kod.    | E Kod.    | E Kod.    | E Kod.    | E Kod.    | E Kod.    | E Kod.    | E Kod.    | E Kod.    | E Kod.    | E Kod.    | E Kod.    | E Kod.    |
| Month/Day/Year       | 07-07-25  | 07-07-25  | 07-07-25  | 07-07-25  | 07-07-25  | 07-07-25  | 07-07-25  | 07-07-25  | 07-08-25  | 07-08-25  | 07-08-25  | 07-08-25  | 07-08-25  |
| Station              | 535A      | 535B      | 535D      | 535C      | 534DX     | 534BX     | 510C      | 511A      | UGF       | UGG       | UGJ       | UGI       | UGM       |
| Longitude Start (°W) | -152.4646 | -152.4141 | -152.408  | -152.4356 | -152.5101 | -152.5598 | -152.5455 | -152.4838 | -152.5682 | -152.505  | -152.4579 | -152.5412 | -152.5424 |
| Latitude Start (°N)  | 57.1852   | 57.1739   | 57.1441   | 57.1271   | 57.1359   | 57.1873   | 57.2204   | 57.2225   | 57.4027   | 57.3855   | 57.3751   | 57.3569   | 57.3274   |
| Heading, Degrees     | 168       | 183       | 184       | 358       | 29        | 66        | 217       | 144       | 179       | 67        | 193       | 326       | 175       |
| Average Depth (m)    | 135.3     | 129.8     | 142.6     | 153.6     | 129.8     | 104.2     | 91.43     | 104.2     | 89.6      | 67.66     | 71.31     | 96.92     | 104.2     |
| Distance Fished (km) | 1.852     | 1.759     | 1.407     | 1.555     | 1.463     | 1.463     | 1.87      | 1.5       | 1.87      | 1.814     | 1.74      | 1.463     | 1.5       |
| Bottom Temp. (°C)    | 6.04      | 6.2       | 6.1       | 5.98      | 6.22      | 6.25      | 7.04      | 6.89      | 7.24      | 8.26      | 7.93      | 6.67      | 6.59      |
| Haul                 | 66        | 67        | 68        | 69        | 70        | 71        | 72        | 73        | 74        | 75        | 76        | 77        | 78        |
| Location             | E Kod.    | E Kod.    | E Kod.    | E Kod.    | E Kod.    | E Kod.    | E Kod.    | E Kod.    | E Kod.    | E Kod.    | SE Kod.   | SE Kod.   | SE Kod.   |
| Month/Day/Year       | 07-08-25  | 07-08-25  | 07-08-25  | 07-08-25  | 07-09-25  | 07-09-25  | 07-09-25  | 07-09-25  | 07-09-25  | 07-09-25  | 07-10-25  | 07-10-25  | 07-10-25  |
| Station              | 510D      | 486A      | 486B      | 511B      | KLA       | KLB       | KLC       | KLE       | KLF       | KLG       | THH       | THL       | THM       |
| Longitude Start (°W) | -152.5457 | -152.4947 | -152.4094 | -152.4152 | -153.0771 | -152.9831 | -152.9426 | -153.1436 | -153.0778 | -153.0035 | -153.4169 | -153.3902 | -153.348  |
| Latitude Start (°N)  | 57.2797   | 57.2947   | 57.3213   | 57.2274   | 57.3055   | 57.3107   | 57.2977   | 57.175    | 57.1955   | 57.2029   | 57.0214   | 57.1232   | 57.1542   |
| Heading, Degrees     | 150       | 7         | 175       | 179       | 81        | 145       | 149       | 47        | 64        | 52        | 354       | 201       | 207       |
| Average Depth (m)    | 102.4     | 102.4     | 71.31     | 78.63     | 91.43     | 84.12     | 91.43     | 115.2     | 126.1     | 118.8     | 115.2     | 122.5     | 122.5     |
| Distance Fished (km) | 1.852     | 1.87      | 1.852     | 1.814     | 1.87      | 1.87      | 1.87      | 1.889     | 1.87      | 1.833     | 1.111     | 1.852     | 1.481     |
| Bottom Temp. (°C)    | 6.51      | 6.38      | 8.19      | 7.32      | 5.37      | 6.98      | 6.75      | 6.34      | 6.11      | 6.27      | 6.82      | 6.57      | 6.58      |
| Haul                 | 79        | 80        | 81        | 82        | 83        | 84        | 85        | 86        | 87        | 88        | 89        | 90        | 91        |
| Location             | SE Kod.   | SE Kod.   | SE Kod.   | SE Kod.   | E Kod.    | E Kod.    | E Kod.    | E Kod.    | E Kod.    | E Kod.    | E Kod.    | E Kod.    | E Kod.    |
| Month/Day/Year       | 07-11-25  | 07-11-25  | 07-11-25  | 07-11-25  | 07-11-25  | 07-12-25  | 07-12-25  | 07-12-25  | 07-12-25  | 07-12-25  | 07-12-25  | 07-12-25  | 07-12-25  |
| Station              | THN       | THDX      | 585X      | 586       | 559       | KLH       | KLI       | KLD       | KLL       | 533A      | 533B      | 560       | 588       |
| Longitude Start (°W) | -153.3342 | -153.4769 | -153.0114 | -152.9066 | -152.7516 | -152.9093 | -152.8647 | -152.7473 | -152.7919 | -152.7325 | -152.7285 | -152.6429 | -152.6246 |
| Latitude Start (°N)  | 57.1698   | 56.9844   | 56.9496   | 56.9607   | 57.0809   | 57.2228   | 57.2472   | 57.2815   | 57.2305   | 57.1666   | 57.1473   | 57.0675   | 57.0244   |
| Heading, Degrees     | 190       | 184       | 255       | 228       | 37        | 248       | 138       | 190       | 130       | 171       | 94        | 170       | 130       |
| Average Depth (m)    | 113.3     | 129.8     | 137.1     | 129.8     | 155.4     | 131.6     | 117       | 25.6      | 133.4     | 140.8     | 146.2     | 153.6     | 153.6     |
| Distance Fished (km) | 1.555     | 1.852     | 1.833     | 1.759     | 1.852     | 1.852     | 1.426     | 1.481     | 1.833     | 1.444     | 1.407     | 1.444     | 1.574     |
| Bottom Temp. (°C)    | 6.63      | 6.67      | 6.4       | 6.18      | 6.06      | 6.29      | 6.41      | 9.05      | 6.2       | 6.11      | 6.17      | 5.9       | 5.83      |
| Haul                 | 92        | 93        | 94        | 95        | 96        | 97        | 98        | 99        | 100       | 101       | 102       | 103       | 104       |
| Location             | E Kod.    | E Kod.    | E Kod.    | E Kod.    | E Kod.    | E Kod.    | E Kod.    | E Kod.    | E Kod.    | E Kod.    | E Kod.    | SE Kod.   | SE Kod.   |
| Month/Day/Year       | 07-13-25  | 07-13-25  | 07-13-25  | 07-13-25  | 07-13-25  | 07-13-25  | 07-13-25  | 07-13-25  | 07-14-25  | 07-14-25  | 07-14-25  | 07-14-25  | 07-14-25  |
| Station              | 561       | 589       | 621       | 656       | 696       | 695       | 655       | 654       | 587       | 620       | 619       | 618A      | 651       |
| Longitude Start (°W) | -152.443  | -152.4267 | -152.4433 | -152.4229 | -152.4269 | -152.5595 | -152.5613 | -152.718  | -152.6626 | -152.5598 | -152.7233 | -152.8542 | -153.2504 |
| Latitude Start (°N)  | 57.1089   | 57.0143   | 56.9138   | 56.856    | 56.7741   | 56.7403   | 56.8391   | 56.8558   | 56.9834   | 56.9322   | 56.923    | 56.9226   | 56.8483   |
| Heading, Degrees     | 176       | 191       | 207       | 176       | 193       | 3         | 357       | 310       | 48        | 132       | 302       | 19        | 149       |
| Average Depth (m)    | 151.7     | 135.3     | 159       | 162.7     | 177.3     | 142.6     | 148.1     | 100.5     | 151.7     | 164.5     | 135.3     | 118.8     | 173.7     |
| Distance Fished (km) | 1.87      | 1.444     | 1.444     | 1.444     | 1.444     | 1.463     | 1.481     | 1.481     | 1.055     | 1.463     | 1.426     | 1.481     | 1.87      |
| Bottom Temp. (°C)    | 5.89      | 5.88      | 5.82      | 5.76      | 5.66      | 5.98      | 5.8       | 6.48      | 5.77      | 5.72      | 6.22      | 6.7       | 6.34      |

-continued-

Appendix B1.–Page 3 of 8.

|                      |           |           |           |           |           |           |           |           |           |           |           |           |           |
|----------------------|-----------|-----------|-----------|-----------|-----------|-----------|-----------|-----------|-----------|-----------|-----------|-----------|-----------|
| Haul                 | 105       | 106       | 107       | 108       | 109       | 110       | 111       | 112       | 113       | 114       | 115       | 116       | 117       |
| Location             | SE Kod.   | SE Kod.   | SE Kod.   | SE Kod.   | SE Kod.   | SE Kod.   | SE Kod.   | SE Kod.   | SE Kod.   | SE Kod.   | SE Kod.   | SE Kod.   | SE Kod.   |
| Month/Day/Year       | 07-14-25  | 07-15-25  | 07-15-25  | 07-15-25  | 07-15-25  | 07-15-25  | 07-15-25  | 07-16-25  | 07-16-25  | 07-17-25  | 07-17-25  | 07-17-25  | 07-17-25  |
| Station              | 615       | THJ       | THK       | THI       | THF       | THG       | THCX      | 614       | THA       | 729       | 761       | 728       | 727       |
| Longitude Start (°W) | -153.416  | -153.4617 | -153.493  | -153.5908 | -153.5853 | -153.4487 | -153.4979 | -153.4592 | -153.7197 | -153.1918 | -153.2779 | -153.3051 | -153.4891 |
| Latitude Start (°N)  | 56.9054   | 57.0768   | 57.1477   | 57.0685   | 57.0205   | 57.0194   | 56.9653   | 56.9049   | 56.8859   | 56.6845   | 56.6126   | 56.6561   | 56.6747   |
| Heading, Degrees     | 2         | 162       | 199       | 116       | 63        | 226       | 187       | 359       | 64        | 183       | 265       | 220       | 167       |
| Average Depth (m)    | 142.6     | 113.3     | 102.4     | 91.43     | 76.8      | 122.5     | 131.6     | 140.8     | 51.2      | 148.1     | 140.8     | 146.2     | 148.1     |
| Distance Fished (km) | 1.463     | 1.87      | 1.833     | 1.481     | 1.426     | 1.463     | 1.463     | 1.407     | 1.463     | 1.87      | 1.426     | 1.444     | 1.444     |
| Bottom Temp. (°C)    | 6.41      | 6.82      | 6.38      | 6.97      | 7.24      | 6.76      | 6.46      | 6.43      | 8.33      | 6.11      | 6.32      | 6.14      | 6.35      |
| Haul                 | 118       | 119       | 120       | 121       | 122       | 123       | 124       | 125       | 126       | 127       | 128       | 129       | 130       |
| Location             | SE Kod.   | SE Kod.   | SE Kod.   | SE Kod.   | SW Kod.   | SW Kod.   | SW Kod.   | SW Kod.   | SW Kod.   | SW Kod.   | SW Kod.   | SW Kod.   | SW Kod.   |
| Month/Day/Year       | 07-17-25  | 07-17-25  | 07-17-25  | 07-17-25  | 07-18-25  | 07-18-25  | 07-18-25  | 07-18-25  | 07-18-25  | 07-18-25  | 07-18-25  | 07-18-25  | 07-18-25  |
| Station              | 760       | 759       | 726       | 725       | ALD       | ALF       | ALCA      | 684B      | 684A      | 684C      | 683D      | 683B      | 683A      |
| Longitude Start (°W) | -153.4527 | -153.5789 | -153.5752 | -153.8324 | -154.1905 | -154.1658 | -154.1194 | -154.2067 | -154.2871 | -154.3061 | -154.3698 | -154.3672 | -154.4543 |
| Latitude Start (°N)  | 56.5793   | 56.5388   | 56.6839   | 56.6661   | 56.8793   | 56.8508   | 56.8396   | 56.7749   | 56.7459   | 56.7377   | 56.7317   | 56.7599   | 56.7613   |
| Heading, Degrees     | 197       | 16        | 332       | 52        | 188       | 16        | 202       | 234       | 260       | 267       | 105       | 274       | 284       |
| Average Depth (m)    | 133.4     | 146.2     | 155.4     | 98.75     | 56.69     | 51.2      | 74.97     | 85.94     | 60.34     | 71.31     | 71.31     | 62.17     | 64        |
| Distance Fished (km) | 1.463     | 1.407     | 1.463     | 1.407     | 1.87      | 1.481     | 1.444     | 1.481     | 1.426     | 1.426     | 1.463     | 1.444     | 1.444     |
| Bottom Temp. (°C)    | 6.31      | 6.4       | 6.43      | 6.99      | 7.53      | 7.75      | 6.94      | 8.81      | 9.26      | 9.14      | 9.2       | 9.21      | 9.49      |
| Haul                 | 131       | 132       | 133       | 134       | 135       | 136       | 137       | 138       | 139       | 140       | 141       | 142       | 143       |
| Location             | SW Kod.   | SW Kod.   | SW Kod.   | SW Kod.   | SW Kod.   | SW Kod.   | SW Kod.   | SW Kod.   | SW Kod.   | SW Kod.   | SW Kod.   | SW Kod.   | SW Kod.   |
| Month/Day/Year       | 07-19-25  | 07-19-25  | 07-19-25  | 07-19-25  | 07-19-25  | 07-19-25  | 07-19-25  | 07-19-25  | 07-20-25  | 07-20-25  | 07-20-25  | 07-20-25  | 07-20-25  |
| Station              | ALBX      | 646D      | 646B      | 646A      | 645B      | 646C      | 682B      | ALA       | ALR       | ALQ       | ALP       | ALO       | ALL       |
| Longitude Start (°W) | -154.2244 | -154.3386 | -154.3899 | -154.4127 | -154.5028 | -154.4739 | -154.5375 | -154.1311 | -153.8026 | -153.8949 | -153.9545 | -154.007  | -154.0846 |
| Latitude Start (°N)  | 56.8419   | 56.8139   | 56.8436   | 56.861    | 56.8532   | 56.8207   | 56.7761   | 56.7989   | 57.1283   | 57.0859   | 57.0445   | 56.9887   | 56.9257   |
| Heading, Degrees     | 126       | 178       | 356       | 246       | 181       | 131       | 121       | 219       | 221       | 223       | 220       | 203       | 45        |
| Average Depth (m)    | 42.06     | 54.86     | 62.17     | 62.17     | 69.49     | 67.66     | 71.31     | 56.69     | 113.3     | 175.5     | 157.2     | 137.1     | 89.6      |
| Distance Fished (km) | 1.463     | 1.481     | 1.592     | 1.444     | 1.5       | 1.426     | 1.463     | 1.314     | 1.444     | 1.185     | 1.463     | 1.444     | 1.463     |
| Bottom Temp. (°C)    | 9.77      | 9.1       | 9         | 8.94      | 8.91      | 9.03      | 9.18      | 8.15      | 4.73      | 4.42      | 4.44      | 4.47      | 5.05      |
| Haul                 | 144       | 145       | 146       | 147       | 148       | 149       | 150       | 151       | 152       | 153       | 154       | 155       | 156       |
| Location             | SW Kod.   | SW Kod.   | SW Kod.   | SW Kod.   | SW Kod.   | SW Kod.   | Kujulik   | Kujulik   | Kujulik   | Kujulik   | Kujulik   | Kujulik   | Chignik   |
| Month/Day/Year       | 07-20-25  | 07-20-25  | 07-20-25  | 07-21-25  | 07-21-25  | 07-21-25  | 07-31-25  | 07-31-25  | 07-31-25  | 07-31-25  | 07-31-25  | 07-31-25  | 07-31-25  |
| Station              | ALI       | ALH       | ALG       | ALM       | ALJ       | ALK       | 4290      | 4296      | 4298      | 4301      | 4302      | 4308      | 4287      |
| Longitude Start (°W) | -154.102  | -154.127  | -154.0951 | -153.9734 | -154.0302 | -153.9522 | -157.8503 | -157.774  | -157.7508 | -157.6882 | -157.6746 | -157.6126 | -157.9084 |
| Latitude Start (°N)  | 56.8991   | 56.8836   | 56.8604   | 56.9353   | 56.8987   | 56.9269   | 56.6068   | 56.6229   | 56.5348   | 56.5664   | 56.54     | 56.5395   | 56.411    |
| Heading, Degrees     | 30        | 36        | 49        | 226       | 41        | 53        | 130       | 153       | 84        | 154       | 126       | 151       | 244       |
| Average Depth (m)    | 82.29     | 65.83     | 56.69     | 64        | 71.31     | 67.66     | 27.43     | 71.31     | 87.77     | 89.6      | 100.5     | 137.1     | 192       |
| Distance Fished (km) | 1.463     | 1.426     | 1.481     | 1.463     | 1.5       | 1.074     | 1.074     | 1.87      | 1.87      | 1.87      | 1.87      | 1.87      | 1.87      |
| Bottom Temp. (°C)    | 5.52      | 6.18      | 6.9       | 7.37      | 7.15      | 7.43      | 8.98      | 8.5       | 7.19      | 7.2       | 7.05      | 6.68      | 6.57      |

-continued-

Appendix B1.–Page 4 of 8.

|                      |           |           |           |           |           |           |           |           |           |           |           |           |           |
|----------------------|-----------|-----------|-----------|-----------|-----------|-----------|-----------|-----------|-----------|-----------|-----------|-----------|-----------|
| Haul                 | 157       | 158       | 159       | 160       | 161       | 162       | 163       | 164       | 165       | 166       | 167       | 168       | 169       |
| Location             | Chignik   | Chignik   | Chignik   | Chignik   | Chignik   | Chignik   | Chignik   | Chignik   | Castle    | Castle    | Castle    | Castle    | Castle    |
| Month/Day/Year       | 08-01-25  | 08-01-25  | 08-01-25  | 08-01-25  | 08-01-25  | 08-01-25  | 08-01-25  | 08-01-25  | 08-02-25  | 08-02-25  | 08-02-25  | 08-02-25  | 08-02-25  |
| Station              | 4272      | 4277      | 4282      | 4286      | 4278      | 4274      | 4266      | 4256      | 4964      | 4265      | 4264      | 4271      | 4270      |
| Longitude Start (°W) | -158.0927 | -158.0581 | -157.9951 | -157.9111 | -158.0347 | -158.1426 | -158.2111 | -158.3053 | -158.3481 | -158.3068 | -158.2586 | -158.2144 | -158.1859 |
| Latitude Start (°N)  | 56.487    | 56.429    | 56.4215   | 56.4262   | 56.3925   | 56.4053   | 56.4199   | 56.4214   | 56.2247   | 56.1902   | 56.2374   | 56.233    | 56.2504   |
| Heading, Degrees     | 141       | 166       | 93        | 95        | 311       | 100       | 94        | 269       | 88        | 28        | 208       | 58        | 71        |
| Average Depth (m)    | 118.8     | 181       | 195.6     | 166.4     | 192       | 170       | 153.6     | 96.92     | 71.31     | 58.51     | 76.8      | 95.09     | 104.2     |
| Distance Fished (km) | 1.87      | 1.463     | 1.852     | 1.87      | 1.87      | 1.87      | 1.87      | 1.852     | 1.889     | 1.907     | 1.87      | 1.796     | 1.87      |
| Bottom Temp. (°C)    | 6.24      | 6.62      | 6.65      | 6.55      | 6.58      | 6.45      | 6.03      | 6.11      | 7.77      | 7.91      | 7.72      | 7.68      | 7.7       |
| Haul                 | 170       | 171       | 172       | 173       | 174       | 175       | 176       | 177       | 178       | 179       | 180       | 181       | 182       |
| Location             | Castle    | Chignik   | Chignik   | Mitro.    | Mitro.    | Mitro.    | Kuiuakta  | Kuiuakta  | Kuiuakta  | Mitro.    | Mitro.    | Mitro.    | Mitro.    |
| Month/Day/Year       | 08-02-25  | 08-02-25  | 08-03-25  | 08-03-25  | 08-03-25  | 08-03-25  | 08-04-25  | 08-04-25  | 08-04-25  | 08-04-25  | 08-04-25  | 08-04-25  | 08-04-25  |
| Station              | 4312      | 4262      | 4267      | 4066B     | 4066A     | 4050B     | 4063      | 4048      | 4064      | 4065      | 4050A     | 4049      | 4035      |
| Longitude Start (°W) | -158.1486 | -158.2723 | -158.1634 | -158.5577 | -158.5983 | -158.6652 | -158.5817 | -158.634  | -158.5941 | -158.5658 | -158.7209 | -158.7503 | -158.8451 |
| Latitude Start (°N)  | 56.255    | 56.3492   | 56.4002   | 55.8871   | 55.8697   | 55.8748   | 56.1326   | 56.0642   | 55.9984   | 55.9479   | 55.8956   | 55.9209   | 55.9523   |
| Heading, Degrees     | 85        | 133       | 307       | 164       | 260       | 0         | 221       | 180       | 345       | 181       | 302       | 292       | 106       |
| Average Depth (m)    | 131.6     | 76.8      | 124.3     | 120.6     | 115.2     | 118.8     | 151.7     | 173.7     | 155.4     | 106       | 138.9     | 146.2     | 142.6     |
| Distance Fished (km) | 1.852     | 1.351     | 1.907     | 1.852     | 1.852     | 1.852     | 1.87      | 1.852     | 1.87      | 1.833     | 1.852     | 1.87      | 1.87      |
| Bottom Temp. (°C)    | 7.7       | 7.42      | 5.84      | 6.79      | 6.96      | 6.76      | 6.37      | 6.66      | 6.53      | 6.79      | 6.71      | 6.6       | 6.59      |
| Haul                 | 183       | 184       | 185       | 186       | 187       | 188       | 189       | 190       | 191       | 192       | 193       | 194       | 195       |
| Location             | Mitro.    | Mitro.    | Mitro.    | Mitro.    | Mitro.    | Mitro.    | Mitro.    | Ivanof    | Ivanof    | Ivanof    | Ivanof    | Ivanof    | Ivanof    |
| Month/Day/Year       | 08-05-25  | 08-05-25  | 08-05-25  | 08-05-25  | 08-05-25  | 08-05-25  | 08-05-25  | 08-05-25  | 08-06-25  | 08-06-25  | 08-06-25  | 08-06-25  | 08-06-25  |
| Station              | 4036      | 4037      | 4038B     | 4038A     | 4026      | 4025      | 4024      | 4915      | 4900X     | 4000X     | 4000Y     | 4007      | 4008      |
| Longitude Start (°W) | -158.9316 | -158.965  | -158.9129 | -158.9742 | -159.0283 | -159.0078 | -159.0695 | -159.1801 | -159.4972 | -159.4876 | -159.4775 | -159.3918 | -159.4203 |
| Latitude Start (°N)  | 55.8828   | 55.822    | 55.7026   | 55.7018   | 55.7163   | 55.7835   | 55.8916   | 55.862    | 55.8625   | 55.8187   | 55.7884   | 55.779    | 55.738    |
| Heading, Degrees     | 201       | 178       | 193       | 26        | 14        | 358       | 135       | 218       | 62        | 155       | 110       | 193       | 173       |
| Average Depth (m)    | 128       | 129.8     | 149.9     | 146.2     | 142.6     | 124.3     | 100.5     | 65.83     | 38.4      | 73.14     | 84.12     | 89.6      | 104.2     |
| Distance Fished (km) | 1.87      | 1.852     | 1.852     | 1.852     | 1.833     | 1.852     | 1.87      | 1.87      | 1.092     | 1.814     | 1.852     | 1.852     | 1.833     |
| Bottom Temp. (°C)    | 6.01      | 5.99      | 6.03      | 5.97      | 6.2       | 6.16      | 6.79      | 7.79      | 8.8       | 6.72      | 6.99      | 7.16      | 7.03      |
| Haul                 | 196       | 197       | 198       | 199       | 200       | 201       | 202       | 203       | 204       | 205       | 206       | 207       | 208       |
| Location             | Stepovak  | Stepovak  | Stepovak  | Stepovak  | Unga S    | Unga S    | W. Nagai  | W. Nagai  | W. Nagai  | W. Nagai  | W. Nagai  | W. Nagai  | W. Nagai  |
| Month/Day/Year       | 08-07-25  | 08-07-25  | 08-07-25  | 08-07-25  | 08-07-25  | 08-07-25  | 08-08-25  | 08-08-25  | 08-08-25  | 08-08-25  | 08-08-25  | 08-08-25  | 08-08-25  |
| Station              | STD       | STA       | STB       | STE       | 368A      | 348       | 301       | 318       | 337       | 335       | 334       | 354       | 353       |
| Longitude Start (°W) | -159.825  | -159.814  | -159.7601 | -159.766  | -160.1821 | -160.3001 | -160.7366 | -160.6299 | -160.4958 | -160.4878 | -160.4114 | -160.3477 | -160.3076 |
| Latitude Start (°N)  | 55.754    | 55.8081   | 55.8277   | 55.7915   | 55.5636   | 55.5232   | 54.8042   | 54.7922   | 54.7672   | 54.9759   | 55.0422   | 55.0694   | 55.1036   |
| Heading, Degrees     | 12        | 0         | 175       | 184       | 81        | 57        | 136       | 114       | 38        | 355       | 55        | 28        | 218       |
| Average Depth (m)    | 120.6     | 95.09     | 111.5     | 122.5     | 182.8     | 204.8     | 109.7     | 109.7     | 107.8     | 113.3     | 151.7     | 142.6     | 142.6     |
| Distance Fished (km) | 1.87      | 1.87      | 1.87      | 1.852     | 1.629     | 1.907     | 1.852     | 1.852     | 1.87      | 1.87      | 1.87      | 1.87      | 1.852     |
| Bottom Temp. (°C)    | 5.87      | 7.06      | 6.47      | 5.85      | 5.46      | 5.54      | 6.05      | 5.83      | 6.03      | 6.84      | 6.77      | 6.79      | 6.78      |

-continued-

Appendix B1.–Page 5 of 8.

|                      |           |           |           |           |           |           |           |           |           |           |           |           |           |
|----------------------|-----------|-----------|-----------|-----------|-----------|-----------|-----------|-----------|-----------|-----------|-----------|-----------|-----------|
| Haul                 | 209       | 210       | 211       | 212       | 213       | 214       | 215       | 216       | 217       | 218       | 219       | 220       | 221       |
| Location             | W. Nagai  | W. Nagai  | W. Nagai  | W. Nagai  | W. Nagai  | Unga S    | Unga S    | Unga S    | Unga S    | Unga S    | Balboa    | Balboa    | Balboa    |
| Month/Day/Year       | 08-09-25  | 08-09-25  | 08-09-25  | 08-09-25  | 08-09-25  | 08-10-25  | 08-10-25  | 08-10-25  | 08-10-25  | 08-09-25  | 08-10-25  | 08-10-25  | 08-10-25  |
| Station              | 373A      | 373B      | 393       | 371       | 332B      | 329B      | 329C      | 311C      | 311B      | 311A      | BAE       | BAF       | BAD       |
| Longitude Start (°W) | -160.1233 | -160.056  | -159.9794 | -160.1523 | -160.3749 | -160.4243 | -160.4898 | -160.5044 | -160.5857 | -160.5934 | -160.6019 | -160.5528 | -160.571  |
| Latitude Start (°N)  | 55.1178   | 55.1499   | 55.1981   | 55.2784   | 55.2053   | 55.466    | 55.4288   | 55.4334   | 55.4567   | 55.4686   | 55.487    | 55.478    | 55.5088   |
| Heading, Degrees     | 318       | 318       | 332       | 333       | 343       | 45        | 62        | 275       | 90        | 181       | 175       | 332       | 327       |
| Average Depth (m)    | 27.43     | 74.97     | 76.8      | 137.1     | 186.5     | 184.6     | 129.8     | 133.4     | 135.3     | 124.3     | 118.8     | 82.29     | 96.92     |
| Distance Fished (km) | 1.852     | 1.852     | 1.629     | 1.87      | 1.518     | 1.666     | 1.611     | 1.889     | 1.852     | 1.87      | 1.87      | 1.87      | 1.852     |
| Bottom Temp. (°C)    | 9.13      | 6.89      | 6.89      | 7.02      | 6.88      | 5.57      | 5.53      | 5.52      | 5.49      | 5.65      | 5.87      | 7.82      | 6.8       |
| Haul                 | 222       | 223       | 224       | 225       | 226       | 227       | 228       | 229       | 230       | 231       | 232       | 233       | 234       |
| Location             | Balboa    | Balboa    | Beaver    | Beaver    | Beaver    | Beaver    | Volcano   | Volcano   | Pavlof    | Pavlof    | Pavlof    | Pavlof    | Pavlof    |
| Month/Day/Year       | 08-11-25  | 08-11-25  | 08-11-25  | 08-11-25  | 08-11-25  | 08-11-25  | 08-12-25  | 08-12-25  | 08-12-25  | 08-12-25  | 08-12-25  | 08-12-25  | 08-12-25  |
| Station              | BAA       | BAC       | BVB       | BVA       | BVC       | 278       | VOLX      | VOPX      | VOQ       | VOR       | VON       | VOG       | VOM       |
| Longitude Start (°W) | -160.7036 | -160.6157 | -160.8734 | -160.907  | -160.892  | -160.9447 | -161.9733 | -161.9388 | -161.8203 | -161.7483 | -161.7582 | -161.7477 | -161.8376 |
| Latitude Start (°N)  | 55.5402   | 55.5193   | 55.5032   | 55.4943   | 55.4584   | 55.3795   | 55.214    | 55.1837   | 55.1986   | 55.1981   | 55.2278   | 55.251    | 55.2318   |
| Heading, Degrees     | 114       | 175       | 205       | 192       | 246       | 0         | 116       | 39        | 93        | 304       | 52        | 279       | 3         |
| Average Depth (m)    | 29.25     | 100.5     | 38.4      | 45.71     | 89.6      | 111.5     | 74.97     | 84.12     | 93.26     | 117       | 118.8     | 107.8     | 91.43     |
| Distance Fished (km) | 1.87      | 1.87      | 1.852     | 1.87      | 1.87      | 1.889     | 1.87      | 1.87      | 1.852     | 1.852     | 1.852     | 1.852     | 1.852     |
| Bottom Temp. (°C)    | 10.7      | 6.41      | 9.58      | 9.36      | 8.02      | 7.69      | 5.88      | 5.74      | 5.49      | 5.36      | 5.35      | 5.38      | 5.57      |
| Haul                 | 235       | 236       | 237       | 238       | 239       | 240       | 241       | 242       | 243       | 244       | 245       | 246       | 247       |
| Location             | Pavlof    | Pavlof    | Pavlof    | Pavlof    | Pavlof    | Pavlof    | Pavlof    | Pavlof    | Pavlof    | Pavlof    | Pavlof    | Pavlof    | Pavlof    |
| Month/Day/Year       | 08-12-25  | 08-13-25  | 08-13-25  | 08-13-25  | 08-13-25  | 08-13-25  | 08-13-25  | 08-13-25  | 08-13-25  | 08-14-25  | 08-14-25  | 08-14-25  | 08-14-25  |
| Station              | VOFB      | 228       | 245       | VOD       | VOI       | VOH       | VOA       | VOBX      | PAV       | PAEX      | PAIX      | PALX      | PAP       |
| Longitude Start (°W) | -161.8195 | -161.2808 | -161.2182 | -161.5498 | -161.6097 | -161.6701 | -161.7214 | -161.6433 | -161.5753 | -161.5078 | -161.5846 | -161.544  | -161.569  |
| Latitude Start (°N)  | 55.2606   | 55.2794   | 55.2693   | 55.3148   | 55.2822   | 55.2654   | 55.294    | 55.3062   | 55.3527   | 55.5557   | 55.5317   | 55.4979   | 55.4567   |
| Heading, Degrees     | 41        | 100       | 294       | 65        | 55        | 238       | 8         | 88        | 184       | 241       | 180       | 194       | 231       |
| Average Depth (m)    | 98.75     | 84.12     | 82.29     | 115.2     | 106       | 109.7     | 113.3     | 98.75     | 98.75     | 31.08     | 42.06     | 53.03     | 74.97     |
| Distance Fished (km) | 1.852     | 1.833     | 1.852     | 1.852     | 1.87      | 1.87      | 1.852     | 1.87      | 1.87      | 1.222     | 0.963     | 0.185     | 1.389     |
| Bottom Temp. (°C)    | 5.63      | 6.58      | 6.6       | 5.42      | 5.37      | 5.37      | 5.43      | 5.61      | 5.71      | 8.07      | 7.21      | 7.17      | 6.76      |
| Haul                 | 248       | 249       | 250       | 251       | 252       | 253       | 254       | 255       | 256       | 257       | 258       | 259       | 260       |
| Location             | Pavlof    | Pavlof    | Pavlof    | Pavlof    | Belk. B.  | Belk. B.  | Belk. B.  | Deer I.   | Deer I.   | Deer I.   | Deer I.   | Deer I.   | Deer I.   |
| Month/Day/Year       | 08-14-25  | 08-14-25  | 08-14-25  | 08-14-25  | 08-15-25  | 08-15-25  | 08-15-25  | 08-15-25  | 08-15-25  | 08-15-25  | 08-15-25  | 08-15-25  | 08-15-25  |
| Station              | PAOB      | PARB      | PARA      | PAU       | BEBX      | BECX      | BEE       | BEF       | BEG       | 156A      | 157A      | COOX      | COM       |
| Longitude Start (°W) | -161.6455 | -161.5912 | -161.6696 | -161.6748 | -162.1492 | -162.1596 | -162.1494 | -162.1127 | -162.172  | -162.1158 | -162.1204 | -162.3607 | -162.4634 |
| Latitude Start (°N)  | 55.4532   | 55.4138   | 55.4034   | 55.3715   | 55.1414   | 55.1139   | 55.0693   | 55.0194   | 54.9912   | 54.9811   | 54.9153   | 55.001    | 55.016    |
| Heading, Degrees     | 190       | 165       | 189       | 188       | 192       | 184       | 181       | 196       | 174       | 160       | 159       | 264       | 97        |
| Average Depth (m)    | 87.77     | 82.29     | 106       | 128       | 67.66     | 78.63     | 82.29     | 93.26     | 84.12     | 89.6      | 78.63     | 106       | 80.46     |
| Distance Fished (km) | 1.148     | 1.148     | 1.129     | 1.24      | 1.166     | 1.407     | 1.259     | 1.222     | 1.166     | 1.444     | 1.407     | 1.407     | 1.407     |
| Bottom Temp. (°C)    | 5.81      | 6.42      | 5.54      | 5.44      | 7.72      | 7.37      | 7.43      | 7.53      | 7.62      | 7.51      | 8.03      | 7.87      | 8.18      |

-continued-

Appendix B1.–Page 6 of 8.

|                      |           |           |           |           |           |           |           |           |           |           |           |           |           |
|----------------------|-----------|-----------|-----------|-----------|-----------|-----------|-----------|-----------|-----------|-----------|-----------|-----------|-----------|
| Haul                 | 261       | 262       | 263       | 264       | 265       | 266       | 267       | 268       | 269       | 270       | 271       | 272       | 273       |
| Location             | Cold B.   | Cold B.   | Cold B.   | Cold B.   | Cold B.   | Cold B.   | Cold B.   | Sanak I.  | Sanak I.  | Sanak I.  | Sanak I.  | Sanak I.  | Sanak I.  |
| Month/Day/Year       | 08-16-25  | 08-16-25  | 08-16-25  | 08-16-25  | 08-16-25  | 08-16-25  | 08-16-25  | 08-17-25  | 08-17-25  | 08-17-25  | 08-17-25  | 08-17-25  | 08-17-25  |
| Station              | COH       | COGB      | COGA      | COF       | COE       | COC       | COB       | 138B      | 138C      | 138A      | 137       | 125       | 126       |
| Longitude Start (°W) | -162.3984 | -162.4279 | -162.476  | -162.5235 | -162.5345 | -162.5553 | -162.5957 | -162.4031 | -162.3443 | -162.3835 | -162.4203 | -162.5178 | -162.5274 |
| Latitude Start (°N)  | 55.1102   | 55.1155   | 55.1444   | 55.1609   | 55.1818   | 55.2283   | 55.2271   | 54.4448   | 54.4475   | 54.4755   | 54.5132   | 54.5111   | 54.4746   |
| Heading, Degrees     | 282       | 319       | 326       | 119       | 341       | 161       | 147       | 290       | 137       | 330       | 138       | 294       | 293       |
| Average Depth (m)    | 47.54     | 56.69     | 93.26     | 96.92     | 67.66     | 45.71     | 53.03     | 148.1     | 146.2     | 144.4     | 146.2     | 146.2     | 142.6     |
| Distance Fished (km) | 1.203     | 1.24      | 1.24      | 1.333     | 1.259     | 1.018     | 0.944     | 1.555     | 1.5       | 1.5       | 1.481     | 1.481     | 1.5       |
| Bottom Temp. (°C)    | 9.86      | 10.1      | 9.61      | 9.29      | 9.41      | 9.8       | 10.1      | 5.57      | 5.56      | 5.59      | 5.62      | 5.67      | 5.55      |
| Haul                 | 274       | 275       | 276       | 277       | 278       | 279       | 280       | 281       | 282       | 283       | 284       | 285       | 286       |
| Location             | Sanak I.  | Morzhov.  | Morzhov.  | Morzhov.  | Morzhov.  | Morzhov.  | Morzhov.  | Morzhov.  | Morzhov.  | Morzhov.  | Morzhov.  | Morzhov.  | Morzhov.  |
| Month/Day/Year       | 08-17-25  | 08-18-25  | 08-18-25  | 08-18-25  | 08-18-25  | 08-18-25  | 08-18-25  | 08-18-25  | 08-18-25  | 08-19-25  | 08-19-25  | 08-19-25  | 08-19-25  |
| Station              | 113       | MORX      | MOSX      | MOOX      | 87D       | 87AX      | MOK       | MOL       | MOI       | MOD       | MOF       | MOG       | MOH       |
| Longitude Start (°W) | -162.602  | -163.1671 | -163.1004 | -162.9948 | -162.9464 | -163.0082 | -162.9973 | -162.9563 | -162.9683 | -163.0492 | -163.0337 | -162.9964 | -162.9984 |
| Latitude Start (°N)  | 54.5009   | 54.8318   | 54.8535   | 54.8699   | 54.7776   | 54.814    | 54.8899   | 54.9106   | 54.9535   | 55.0334   | 54.999    | 54.9917   | 54.9549   |
| Heading, Degrees     | 302       | 93        | 35        | 168       | 137       | 44        | 12        | 348       | 166       | 167       | 165       | 142       | 165       |
| Average Depth (m)    | 138.9     | 91.43     | 96.92     | 96.92     | 89.6      | 87.77     | 104.2     | 128       | 107.8     | 89.6      | 80.46     | 91.43     | 100.5     |
| Distance Fished (km) | 1.5       | 1.87      | 1.852     | 1.87      | 1.852     | 1.814     | 1.518     | 1.5       | 1.666     | 1.5       | 1.852     | 1.87      | 1.5       |
| Bottom Temp. (°C)    | 5.58      | 7.15      | 7.37      | 7.2       | 7         | 7.35      | 7.12      | 7.1       | 7.11      | 7.05      | 7.06      | 7.1       | 7.15      |
| Haul                 | 287       | 288       | 289       | 290       | 291       | 292       | 293       | 294       | 295       | 296       | 297       | 298       | 299       |
| Location             | Akutan    | Akutan    | Akutan    | Akutan    | Akutan    | Kalekta   | Unalaska  | Unalaska  | Unalaska  | Unalaska  | Unalaska  | Unalaska  | Unalaska  |
| Month/Day/Year       | 08-21-25  | 08-21-25  | 08-21-25  | 08-21-25  | 08-21-25  | 08-21-25  | 08-22-25  | 08-22-25  | 08-22-25  | 08-22-25  | 08-23-25  | 08-23-25  | 08-23-25  |
| Station              | AKD       | AKA       | AKC       | AKG       | AKL       | KA        | UND       | UNE       | UNC       | UNF       | UNG       | UNJ       | UNI       |
| Longitude Start (°W) | -165.7074 | -165.7005 | -165.712  | -165.748  | -165.7431 | -166.3295 | -166.4797 | -166.5031 | -166.6028 | -166.5254 | -166.4383 | -166.4971 | -166.615  |
| Latitude Start (°N)  | 54.2061   | 54.1452   | 54.177    | 54.2251   | 54.2536   | 53.9731   | 53.9438   | 53.9431   | 53.9178   | 53.9678   | 53.9923   | 54.0301   | 54.0275   |
| Heading, Degrees     | 171       | 27        | 357       | 340       | 347       | 16        | 12        | 359       | 348       | 29        | 232       | 170       | 115       |
| Average Depth (m)    | 87.77     | 71.31     | 87.77     | 96.92     | 102.4     | 80.46     | 80.46     | 113.3     | 138.9     | 149.9     | 93.26     | 168.2     | 87.77     |
| Distance Fished (km) | 1.87      | 1.814     | 1.87      | 1.87      | 1.852     | 1.389     | 1.148     | 1.148     | 1.407     | 1.87      | 1.87      | 1.389     | 1.259     |
| Bottom Temp. (°C)    | 7.08      | 7.76      | 6.96      | 6.45      | 6.38      | 7.31      | 6.32      | 6.12      | 6.21      | 6.09      | 6.54      | 6.03      | 6.48      |
| Haul                 | 300       | 301       | 302       | 303       | 304       | 305       | 306       | 307       | 308       | 309       | 310       | 311       | 312       |
| Location             | Makush.   | Makush.   | Makush.   | Makush.   | Makush.   | Makush.   | Makush.   | Makush.   | W Kod.    | W Kod.    | W Kod.    | W Kod.    | W Kod.    |
| Month/Day/Year       | 08-23-25  | 08-23-25  | 08-24-25  | 08-24-25  | 08-24-25  | 08-24-25  | 08-24-25  | 08-24-25  | 09-09-25  | 09-10-25  | 09-10-25  | 09-10-25  | 09-10-25  |
| Station              | MKK       | MKF       | MKB       | MKC       | MKE       | MKP       | MKN       | MKJ       | KUF       | KUM       | KUJ       | KUG       | KUI       |
| Longitude Start (°W) | -167.1776 | -167.0115 | -166.786  | -166.8505 | -166.924  | -167.0621 | -167.1119 | -167.1153 | -153.296  | -153.1197 | -153.2931 | -153.4332 | -153.3879 |
| Latitude Start (°N)  | 53.7278   | 53.7393   | 53.7011   | 53.7159   | 53.7309   | 53.6471   | 53.6764   | 53.7188   | 58.0289   | 57.8635   | 57.936    | 58.043    | 57.974    |
| Heading, Degrees     | 130       | 244       | 308       | 282       | 272       | 306       | 311       | 90        | 269       | 287       | 299       | 174       | 280       |
| Average Depth (m)    | 120.6     | 193.8     | 100.5     | 175.5     | 199.3     | 124.3     | 133.4     | 129.8     | 149.9     | 64        | 162.7     | 73.14     | 246.8     |
| Distance Fished (km) | 1.852     | 1.852     | 1.629     | 1.852     | 1.852     | 1.092     | 1.852     | 0.185     | 1.833     | 1.889     | 1.87      | 1.852     | 1.833     |
| Bottom Temp. (°C)    | 6.06      | 5.25      | 5.59      | 5.16      | 5.24      | 6.64      | 6.57      | 5.65      | 7.44      | 8.01      | 7.28      | 7.63      | 7.27      |

-continued-

Appendix B1.–Page 7 of 8.

|                      |           |           |           |           |           |           |           |           |           |           |           |           |           |
|----------------------|-----------|-----------|-----------|-----------|-----------|-----------|-----------|-----------|-----------|-----------|-----------|-----------|-----------|
| Haul                 | 313       | 314       | 315       | 316       | 317       | 318       | 319       | 320       | 321       | 322       | 323       | 324       | 325       |
| Location             | W Kod.    | W Kod.    | W Kod.    | W Kod.    | W Kod.    | W Kod.    | W Kod.    | W Kod.    | N Main.   | N Main.   | N Main.   | N Main.   | N Main.   |
| Month/Day/Year       | 09-10-25  | 09-10-25  | 09-10-25  | 09-11-25  | 09-11-25  | 09-11-25  | 09-11-25  | 09-11-25  | 09-12-25  | 09-12-25  | 09-12-25  | 09-12-25  | 09-12-25  |
| Station              | KUK       | KULA      | KULB      | KUYB      | KUYA      | KUNX      | KUP       | KUQ       | 222       | 223       | 224       | 200       | 199       |
| Longitude Start (°W) | -153.2496 | -153.2225 | -153.2073 | -153.214  | -153.1975 | -153.3783 | -153.4495 | -153.5225 | -154.0634 | -153.9365 | -153.8332 | -153.6314 | -153.7777 |
| Latitude Start (°N)  | 57.9173   | 57.8609   | 57.8332   | 57.7422   | 57.7721   | 57.8363   | 57.8579   | 57.8848   | 58.1297   | 58.149    | 58.1241   | 58.2594   | 58.2521   |
| Heading, Degrees     | 295       | 329       | 2         | 30        | 4         | 295       | 287       | 326       | 26        | 55        | 357       | 204       | 230       |
| Average Depth (m)    | 148.1     | 109.7     | 82.29     | 23.77     | 67.66     | 131.6     | 157.2     | 184.6     | 250.5     | 202.9     | 193.8     | 181       | 195.6     |
| Distance Fished (km) | 1.889     | 1.833     | 1.852     | 1         | 1.74      | 1.833     | 1.407     | 1.852     | 1.852     | 1.852     | 1.963     | 1.87      | 1.852     |
| Bottom Temp. (°C)    | 7.28      | 7.98      | 8.14      | 12.5      | 9.73      | 7.04      | 6.84      | 6.72      | 5.55      | 5.62      | 5.62      | 5.57      | 5.59      |
| Haul                 | 326       | 327       | 328       | 329       | 330       | 331       | 332       | 333       | 334       | 335       | 336       | 337       | 338       |
| Location             | N Main.   | N Main.   | N Main.   | N Main.   | N Main.   | N Main.   | N Main.   | N Main.   | N Main.   | N Main.   | N Main.   | N Main.   | N Main.   |
| Month/Day/Year       | 09-12-25  | 09-12-25  | 09-13-25  | 09-13-25  | 09-13-25  | 09-13-25  | 09-13-25  | 09-13-25  | 09-13-25  | 09-14-25  | 09-14-25  | 09-14-25  | 09-14-25  |
| Station              | 198       | 172       | 171A      | 146       | 147       | 121       | 120       | 91        | 60        | 2         | 3         | 31        | 61        |
| Longitude Start (°W) | -153.9032 | -154.0393 | -154.2612 | -153.7046 | -153.4995 | -153.2197 | -153.2906 | -153.3923 | -153.3404 | -153.2042 | -153.0473 | -153.2064 | -153.2197 |
| Latitude Start (°N)  | 58.2483   | 58.2851   | 58.3034   | 58.3804   | 58.3857   | 58.4755   | 58.5008   | 58.5644   | 58.6321   | 58.7851   | 58.7853   | 58.7271   | 58.6716   |
| Heading, Degrees     | 222       | 42        | 68        | 33        | 35        | 39        | 259       | 17        | 38        | 14        | 93        | 194       | 205       |
| Average Depth (m)    | 221.2     | 133.4     | 113.3     | 175.5     | 181       | 171.8     | 173.7     | 140.8     | 120.6     | 148.1     | 146.2     | 155.4     | 159       |
| Distance Fished (km) | 1.87      | 1.87      | 1.87      | 2         | 1.87      | 1.852     | 1.852     | 1.463     | 1.87      | 1.852     | 1.407     | 1.407     | 1.407     |
| Bottom Temp. (°C)    | 5.59      | 6.97      | 8.95      | 5.57      | 5.73      | 5.6       | 5.68      | 6.18      | 6.9       | 7.09      | 6.32      | 6.47      | 5.98      |
| Haul                 | 339       | 340       | 341       | 342       | 343       | 344       | 345       | 346       | 347       | 348       | 349       | 350       | 351       |
| Location             | N Main.   | N Main.   | N Main.   | N Main.   | N Main.   | N Main.   | N Main.   | N Main.   | N Main.   | N Main.   | W Kod.    | W Kod.    | W Kod.    |
| Month/Day/Year       | 09-14-25  | 09-14-25  | 09-14-25  | 09-14-25  | 09-15-25  | 09-15-25  | 09-15-25  | 09-15-25  | 09-15-25  | 09-15-25  | 09-16-25  | 09-16-25  | 09-16-25  |
| Station              | 90        | 119       | 118       | 117       | 171C      | 171D      | 144       | 145       | 173       | 174       | PMA       | MAA       | RAA       |
| Longitude Start (°W) | -153.526  | -153.4789 | -153.604  | -153.8113 | -154.2075 | -154.1035 | -153.9753 | -153.8358 | -153.7888 | -153.6526 | -152.9489 | -153.0725 | -153.2061 |
| Latitude Start (°N)  | 58.546    | 58.4888   | 58.4949   | 58.4529   | 58.3249   | 58.3201   | 58.4368   | 58.4284   | 58.3107   | 58.2898   | 58.2999   | 58.2163   | 58.1273   |
| Heading, Degrees     | 221       | 247       | 230       | 57        | 73        | 103       | 80        | 42        | 216       | 26        | 319       | 276       | 327       |
| Average Depth (m)    | 120.6     | 151.7     | 135.3     | 91.43     | 107.8     | 82.29     | 89.6      | 100.5     | 199.3     | 179.2     | 129.8     | 133.4     | 115.2     |
| Distance Fished (km) | 1.407     | 1.407     | 1.87      | 1.87      | 1.481     | 1.87      | 1.852     | 1.852     | 1.852     | 1.852     | 1.407     | 1.852     | 1.407     |
| Bottom Temp. (°C)    | 6.77      | 6.13      | 6.28      | 8.27      | 9.33      | 9.49      | 8.91      | 8.72      | 5.61      | 5.6       | 8.21      | 7.47      | 7.76      |
| Haul                 | 352       | 353       | 354       | 355       | 356       | 357       | 358       | 359       | 360       | 361       | 362       | 363       | 364       |
| Location             | W Kod.    | W Kod.    | W Kod.    | W Kod.    | W Kod.    | W Kod.    | W Kod.    | W Kod.    | W Kod.    | W Kod.    | W Kod.    | W Kod.    | W Kod.    |
| Month/Day/Year       | 09-16-25  | 09-16-25  | 09-17-25  | 09-17-25  | 09-17-25  | 09-17-25  | 09-17-25  | 09-17-25  | 09-17-25  | 09-18-25  | 09-18-25  | 09-18-25  | 09-18-25  |
| Station              | KUS       | KUT       | KUW       | KUV       | KUXA      | KUXB      | KUU       | UYBX      | UYEX      | UYT       | UYSS      | UYQX      | UYMX      |
| Longitude Start (°W) | -153.549  | -153.5213 | -153.5192 | -153.5294 | -153.4048 | -153.3797 | -153.4804 | -153.999  | -153.9477 | -153.7948 | -153.8177 | -153.904  | -153.8992 |
| Latitude Start (°N)  | 57.8749   | 57.8273   | 57.6814   | 57.7406   | 57.768    | 57.7368   | 57.7821   | 57.7434   | 57.685    | 57.3678   | 57.4287   | 57.4846   | 57.5666   |
| Heading, Degrees     | 147       | 184       | 348       | 356       | 325       | 353       | 316       | 153       | 169       | 336       | 169       | 336       | 350       |
| Average Depth (m)    | 177.3     | 186.5     | 64        | 87.77     | 124.3     | 107.8     | 155.4     | 137.1     | 190.1     | 42.06     | 74.97     | 148.1     | 109.7     |
| Distance Fished (km) | 1.277     | 1.852     | 1.407     | 1.481     | 1.537     | 1.648     | 1.426     | 1.407     | 1.426     | 1.351     | 1.037     | 1.852     | 1.426     |
| Bottom Temp. (°C)    | 6.8       | 6.76      | 8.17      | 7.64      | 6.83      | 6.79      | 6.87      | 7.56      | 7.5       | 8.43      | 8.19      | 7.81      | 7.79      |

-continued-

Appendix B1.–Page 8 of 8.

---

| Haul                 | 365       | 366       | 367       | 368       |
|----------------------|-----------|-----------|-----------|-----------|
| Location             | W Kod.    | W Kod.    | W Kod.    | W Kod.    |
| Month/Day/Year       | 09-18-25  | 09-18-25  | 09-18-25  | 09-18-25  |
| Station              | UYO       | UYKX      | UYHX      | UYFX      |
| Longitude Start (°W) | -153.7969 | -153.8783 | -153.7197 | -153.8286 |
| Latitude Start (°N)  | 57.5693   | 57.5928   | 57.662    | 57.6733   |
| Heading, Degrees     | 315       | 326       | 265       | 270       |
| Average Depth (m)    | 80.46     | 138.9     | 95.09     | 140.8     |
| Distance Fished (km) | 1.148     | 1.833     | 1.407     | 1.407     |
| Bottom Temp. (°C)    | 8.13      | 7.7       | 8.11      | 7.9       |

---

Appendix B2.–2025 bottom trawl survey locations, stations, and station areas by district and section.

| KODIAK DISTRICT         |                 |                    |                 |                   |                 |                |                 |
|-------------------------|-----------------|--------------------|-----------------|-------------------|-----------------|----------------|-----------------|
| Northeast Section       |                 |                    |                 | Eastside Section  |                 |                |                 |
| Chiniak Gully           |                 | Chiniak Bay        |                 | Ugak Bay          |                 | Barnabas Gully |                 |
| Station                 | km <sup>2</sup> | Station            | km <sup>2</sup> | Station           | km <sup>2</sup> | Station        | km <sup>2</sup> |
| 395                     | 85.8            | CHA                | 5.5             | UGAA              | 16.0            | 486A           | 25.0            |
| 420                     | 83.3            | CHB                | 7.9             | UGAC              | 3.2             | 486B           | 29.4            |
| 421                     | 83.3            | CHE                | 20.6            | UGAD              | 4.4             | 510C           | 21.5            |
| 443                     | 83.5            | CHF                | 12.7            | UGB               | 5.8             | 510D           | 38.0            |
| 444                     | 83.5            | CHG                | 32.8            | UGC               | 17.5            | 511A           | 42.0            |
| 369X                    | 142.8           | CHJ                | 11.3            | UGD               | 11.0            | 511B           | 42.9            |
| Total                   | 562.1           | CHK                | 8.6             | UGE               | 12.7            | 533A           | 42.9            |
| Marmot Bay              |                 | CHL                | 14.1            | UGF               | 15.8            | 533B           | 42.9            |
| Station                 | km <sup>2</sup> | Total              | 113.4           | UGG               | 11.0            | 534BX          | 20.8            |
| MOEX                    | 36.2            |                    |                 | UGI               | 22.3            | 534DX          | 29.0            |
| MOGX                    | 65.9            | Kizhuyak Bay       |                 | UGJ               | 21.0            | 535A           | 21.1            |
| MOLA                    | 28.0            | Station            | km <sup>2</sup> | UGM               | 16.8            | 535B           | 21.4            |
| MOLB                    | 44.8            | KZA                | 11.7            | Total             | 157.4           | 535C           | 21.1            |
| MONX                    | 75.5            | KZB                | 2.7             |                   |                 | 535D           | 21.4            |
| MOPA                    | 27.8            | KZC                | 12.3            | Kiliuda Bay       |                 | 559            | 85.8            |
| MOPB                    | 19.9            | KZD                | 23.7            | Station           | km <sup>2</sup> | 560            | 85.8            |
| MOXA                    | 13.0            | KZE                | 25.8            | KLA               | 20.9            | 561            | 85.8            |
| MOXB                    | 29.5            | KZF                | 20.1            | KLB               | 9.3             | 587            | 85.8            |
| 256                     | 82.1            | KZG                | 21.2            | KLC               | 19.6            | 588            | 85.8            |
| 257                     | 82.1            | KZJ                | 21.4            | KLD               | 18.2            | 589            | 85.8            |
| 284                     | 82.4            | KZK                | 21.4            | KLE               | 8.2             | 619            | 85.8            |
| 285                     | 82.4            | KZO                | 21.4            | KLF               | 15.1            | 620            | 85.8            |
| 313                     | 85.8            | KZR                | 10.8            | KLG               | 16.5            | 621            | 85.8            |
| 314                     | 82.5            | KZS                | 3.1             | KLH               | 16.8            | 654            | 85.8            |
| 255A                    | 64.4            | Total              | 195.7           | KLI               | 21.4            | 655            | 85.8            |
| 255B                    | 63.9            |                    |                 | KLL               | 21.4            | 656            | 85.8            |
| 283A                    | 67.9            |                    |                 | Total             | 167.4           | 695            | 85.8            |
| 283B                    | 64.0            |                    |                 |                   |                 | 696            | 85.8            |
| Total                   | 1,098.1         |                    |                 |                   |                 | Total          | 1,619.9         |
| Southeast Section       |                 |                    |                 | Southwest Section |                 |                |                 |
| South Sitkalidak Strait |                 | Offshore Twoheaded |                 | Alitak Flats      |                 | Alitak Bay     |                 |
| Station                 | km <sup>2</sup> | Station            | km <sup>2</sup> | Station           | km <sup>2</sup> | Station        | km <sup>2</sup> |
| THA                     | 15.1            | 618A               | 42.9            | 645B              | 34.3            | ALA            | 3.1             |
| THCX                    | 19.6            | 585X               | 78.8            | 646A              | 27.1            | ALBX           | 12.8            |
| THDX                    | 28.6            | 614                | 44.0            | 646B              | 16.5            | ALCA           | 8.1             |
| THFA                    | 22.3            | 615                | 99.5            | 646C              | 27.9            | ALD            | 13.0            |
| THG                     | 20.0            | 651                | 85.8            | 646D              | 37.4            | ALF            | 21.4            |
| THH                     | 20.4            | Total              | 351.0           | 682B              | 21.7            | ALG            | 19.9            |
| THI                     | 21.6            | Horse's Head       |                 | 683A              | 22.2            | ALH            | 16.1            |
| THJ                     | 17.8            | Station            | km <sup>2</sup> | 683B              | 20.9            | ALI            | 16.6            |
| THK                     | 16.5            | 586                | 85.8            | 683D              | 9.3             | ALJ            | 15.1            |
| THL                     | 9.3             | 688                | 85.8            | 684A              | 21.7            | ALK            | 9.9             |
| THM                     | 10.6            | 725                | 85.8            | 684B              | 10.3            | ALL            | 8.2             |
| THN                     | 5.1             | 726                | 85.8            | 684C              | 8.6             | ALM            | 16.1            |
| Total                   | 206.8           | 727                | 85.8            | Total             | 257.9           | ALO            | 16.8            |
|                         |                 | 728                | 85.8            |                   |                 | ALP            | 18.4            |
|                         |                 | 729                | 85.8            |                   |                 | ALQ            | 14.4            |
|                         |                 | 759                | 85.8            |                   |                 | ALR            | 13.4            |
|                         |                 | 760                | 85.8            |                   |                 | Total          | 223.5           |
|                         |                 | 761                | 85.8            |                   |                 |                |                 |
|                         |                 | Total              | 857.5           |                   |                 |                |                 |

-continued-

Appendix B2.–Page 2 of 4.

| KODIAK DISTRICT (Continued) |                 |          |                 |                               |                 |                        |                 |         |      |
|-----------------------------|-----------------|----------|-----------------|-------------------------------|-----------------|------------------------|-----------------|---------|------|
| Westside Section            |                 |          |                 | North Mainland Section        |                 |                        |                 |         |      |
| Uganik Bay                  |                 | Uyak Bay |                 | Kupreanof-Viekoda             |                 | North Mainland Section |                 |         |      |
| Station                     | km <sup>2</sup> | Station  | km <sup>2</sup> | Station                       | km <sup>2</sup> | Station                | km <sup>2</sup> |         |      |
| KUNX                        | 10.7            | UYBX     | 21.5            | KUD                           | untowed         | 27.1                   | 2               | 85.6    |      |
| KUP                         | 13.3            | UYEX     | 29.9            | KUF                           |                 | 11.3                   | 3               | 85.8    |      |
| KUQ                         | 20.6            | UYFX     | 22.1            | KUG                           |                 | 15.4                   | 31              | 83.7    |      |
| KUS                         | 12.1            | UYHX     | 4.1             | KUI                           |                 | 6.4                    | 60              | 85.8    |      |
| KUT                         | 9.4             | UYKX     | 13.9            | KUJ                           |                 | 17.0                   | 61              | 85.8    |      |
| KUU                         | 13.7            | UYMX     | 20.8            | KUK                           |                 | 14.1                   | 90              | 80.3    |      |
| KUV                         | 4.1             | UYO      | 3.4             | KULB                          |                 | 2.7                    | 91              | 85.8    |      |
| KUW                         | 5.2             | UYQX     | 7.7             | KULA                          |                 | 2.1                    | 117             | 97.8    |      |
| KUXB                        | 4.1             | UYSS     | 6.0             | KUM                           |                 | 10.5                   | 118             | 85.8    |      |
| KUXA                        | 5.6             | UYT      | 2.8             | KUYA                          |                 | 4.1                    | 119             | 85.8    |      |
| Total                       | 98.7            | Total    | 132.1           | KUYB                          |                 | 2.6                    | 120             | 85.8    |      |
|                             |                 |          |                 | Total                         |                 | 113.2                  | 121             | 85.8    |      |
| West Afognak                |                 |          |                 |                               |                 |                        | 144             | 60.7    |      |
| Station                     | km <sup>2</sup> |          |                 |                               |                 |                        | 145             | 85.8    |      |
| MAA                         | 10.5            |          |                 |                               |                 |                        | 146             | 85.8    |      |
| PMA                         | 15.1            |          |                 |                               |                 |                        | 147             | 85.8    |      |
| RAA                         | 6.7             |          |                 |                               |                 |                        | 171A            | 11.4    |      |
| Total                       | 32.3            |          |                 |                               |                 |                        | 171C            | 7.6     |      |
|                             |                 |          |                 | <b>KODIAK DISTRICT TOTALS</b> |                 |                        |                 | 171D    | 28.6 |
|                             |                 |          |                 |                               | km <sup>2</sup> |                        | 172             | 79.5    |      |
|                             |                 |          |                 | Northeast                     | 1,969.3         |                        | 173             | 85.8    |      |
|                             |                 |          |                 | Eastside                      | 1,944.7         |                        | 174             | 85.8    |      |
|                             |                 |          |                 | Southeast                     | 1,415.3         |                        | 198             | 85.8    |      |
|                             |                 |          |                 | Southwest                     | 481.4           |                        | 199             | 85.8    |      |
|                             |                 |          |                 | Westside                      | 376.4           |                        | 200             | 85.8    |      |
|                             |                 |          |                 | North Mainland                | 2,181.9         |                        | 222             | 103.2   |      |
|                             |                 |          |                 | Kodiak District               | 8,369.0         |                        | 223             | 85.8    |      |
|                             |                 |          |                 |                               |                 |                        | 224             | 85.8    |      |
|                             |                 |          |                 |                               |                 |                        | Total           | 2,181.9 |      |

-continued-

Appendix B2.–Page 3 of 4.

| CHIGNIK DISTRICT |                 |                                |                 |                       |                 |                    |                 |
|------------------|-----------------|--------------------------------|-----------------|-----------------------|-----------------|--------------------|-----------------|
| Chignik Bay      |                 | Ivanof Bay                     |                 | Kujulik Bay           |                 | Mitrofanian Island |                 |
| Station          | km <sup>2</sup> | Station                        | km <sup>2</sup> | Station               | km <sup>2</sup> | Station            | km <sup>2</sup> |
| 4256             | 22.5            | 4000X                          | 5.6             | 4290                  | 21.3            | 4038A              | 43.7            |
| 4262             | 21.4            | 4000Y                          | 15.8            | 4296                  | 10.3            | 4038B              | 43.7            |
| 4264             | 19.7            | 4900X                          | 10.4            | 4298                  | 19.0            | 4050A              | 25.9            |
| 4265             | 6.6             | 4007                           | 37.2            | 4301                  | 21.4            | 4050B              | 42.9            |
| 4266             | 19.6            | 4008                           | 42.1            | 4302                  | 18.2            | 4066A              | 43.6            |
| 4267             | 21.4            | 4915                           | 51.0            | 4308                  | 17.2            | 4066B              | 43.6            |
| 4270             | 17.1            | Total                          | 162.1           | Total                 | 107.3           | 4024               | 57.6            |
| 4271             | 10.0            |                                |                 |                       |                 | 4025               | 43.7            |
| 4272             | 15.9            |                                |                 |                       |                 | 4026               | 43.7            |
| 4274             | 21.4            |                                |                 |                       |                 | 4035               | 59.3            |
| 4277             | 21.4            | <u>CHIGNIK DISTRICT TOTALS</u> |                 |                       |                 | 4036               | 64.9            |
| 4278             | 21.4            |                                |                 | <u>km<sup>2</sup></u> | 4037            | 43.7               |                 |
| 4282             | 21.4            | Chignik Bay                    |                 | 321.5                 | 4048            | 17.6               |                 |
| 4286             | 21.4            | Ivanof Bay                     |                 | 162.1                 | 4049            | 57.2               |                 |
| 4287             | 28.5            | Kujulik Bay                    |                 | 107.3                 | 4063            | 34.3               |                 |
| 4312             | 21.9            | Mitrofanian Island             |                 | 783.9                 | 4064            | 38.6               |                 |
| 4964             | 9.6             | Chignik District               |                 | 1,374.7               | 4065            | 80.0               |                 |
| Total            | 321.5           |                                |                 |                       | Total           | 783.9              |                 |

-continued-

| SOUTH PENINSULA DISTRICT |                 |                    |                 |                             |                 |               |                 |  |  |  |
|--------------------------|-----------------|--------------------|-----------------|-----------------------------|-----------------|---------------|-----------------|--|--|--|
| Pavlof/Volcano Bay       |                 | West Nagai Strait  |                 | Cold/Belkofski Bay          |                 | Morzhovoi Bay |                 |  |  |  |
| Station                  | km <sup>2</sup> | Station            | km <sup>2</sup> | Station                     | km <sup>2</sup> | Station       | km <sup>2</sup> |  |  |  |
| 228                      | 12.8            | 332B               | 42.9            | 156A                        | 44.2            | 87AX          | 42.9            |  |  |  |
| 245                      | 21.0            | 373A               | 28.0            | 157A                        | 21.0            | 87D           | 22.3            |  |  |  |
| PAH                      | untowed 14.2    | 373B               | 20.5            | BEBX                        | 15.1            | MOB           | untowed 18.5    |  |  |  |
| PAEX                     | 37.5            | 301                | 85.8            | BECX                        | 25.7            | MOD           | 16.1            |  |  |  |
| PAIX                     | 38.3            | 318                | 85.8            | BEE                         | 21.4            | MOF           | 20.0            |  |  |  |
| PALX                     | untowed 39.9    | 334                | 85.8            | BEF                         | 14.5            | MOG           | 17.6            |  |  |  |
| PAOB                     | 19.6            | 335                | 85.8            | BEG                         | 20.3            | MOH           | 15.1            |  |  |  |
| PAP                      | 20.8            | 337                | 85.8            | COB                         | 20.8            | MOI           | 16.9            |  |  |  |
| PARA                     | 19.1            | 353                | 86.1            | COC                         | 14.2            | MOK           | 21.4            |  |  |  |
| PARB                     | 20.8            | 354                | 85.8            | COE                         | 20.2            | MOL           | 21.4            |  |  |  |
| PAU                      | 21.4            | 371                | 76.0            | COF                         | 11.5            | MOOX          | 43.8            |  |  |  |
| PAV                      | 20.6            | 393                | 42.0            | COGA                        | 9.8             | MORX          | 33.7            |  |  |  |
| VOA                      | 22.1            | Total              | 810.0           | COGB                        | 3.6             | MOSX          | 42.7            |  |  |  |
| VOBX                     | 43.5            |                    |                 | COH                         | 4.8             | Total         | 332.4           |  |  |  |
| VOD                      | 20.8            | Beaver/Balboa/Unga |                 | COM                         | 18.5            |               |                 |  |  |  |
| VOFB                     | 15.5            | Station            | km <sup>2</sup> | COOX                        | 27.7            | Sanak Island  |                 |  |  |  |
| VOG                      | 22.1            | 278                | 71.4            | Total                       | 293.5           | Station       | km <sup>2</sup> |  |  |  |
| VOH                      | 21.7            | 348                | 85.8            |                             |                 | 138A          | 34.8            |  |  |  |
| VOI                      | 21.2            | 311A               | 15.5            | Stepovak Bay                |                 | 138B          | 18.4            |  |  |  |
| VOLX                     | 17.7            | 311B               | 19.4            | Station                     | km <sup>2</sup> | 138C          | 56.9            |  |  |  |
| VOM                      | 27.5            | 311C               | 16.2            | STA                         | 21.0            | 113           | 77.2            |  |  |  |
| VON                      | 22.1            | 329B               | 21.4            | STB                         | 18.9            | 125           | 77.2            |  |  |  |
| VOPX                     | 29.7            | 329C               | 21.4            | STD                         | 22.4            | 126           | 77.8            |  |  |  |
| VOQ                      | 15.9            | BAA                | 12.0            | STE                         | 15.5            | 137           | 85.8            |  |  |  |
| VOR                      | 21.1            | BAC                | 16.9            | Total                       | 77.8            | Total         | 428.0           |  |  |  |
| Total                    | 586.9           | BAD                | 8.3             | S PENINSULA DISTRICT TOTALS |                 |               |                 |  |  |  |
|                          |                 | BAE                | 12.7            |                             |                 |               | km <sup>2</sup> |  |  |  |
|                          |                 | BAF                | 9.4             | Sanak Island                |                 | 428.0         |                 |  |  |  |
|                          |                 | BVA                | 13.5            | Morzhovoi Bay               |                 | 332.4         |                 |  |  |  |
|                          |                 | BVB                | 14.0            | Cold/Belkofski Bay          |                 | 293.5         |                 |  |  |  |
|                          |                 | BVC                | 18.9            | Pavlof/Volcano Bay          |                 | 586.9         |                 |  |  |  |
|                          |                 | 368A               | 43.9            | West Nagai Strait           |                 | 810.0         |                 |  |  |  |
|                          |                 | Total              | 400.7           | Beaver/Balboa/Unga          |                 | 400.7         |                 |  |  |  |
|                          |                 |                    |                 | Stepovak Bay                |                 | 77.8          |                 |  |  |  |
|                          |                 |                    |                 | S Peninsula District        |                 | 2,929.4       |                 |  |  |  |

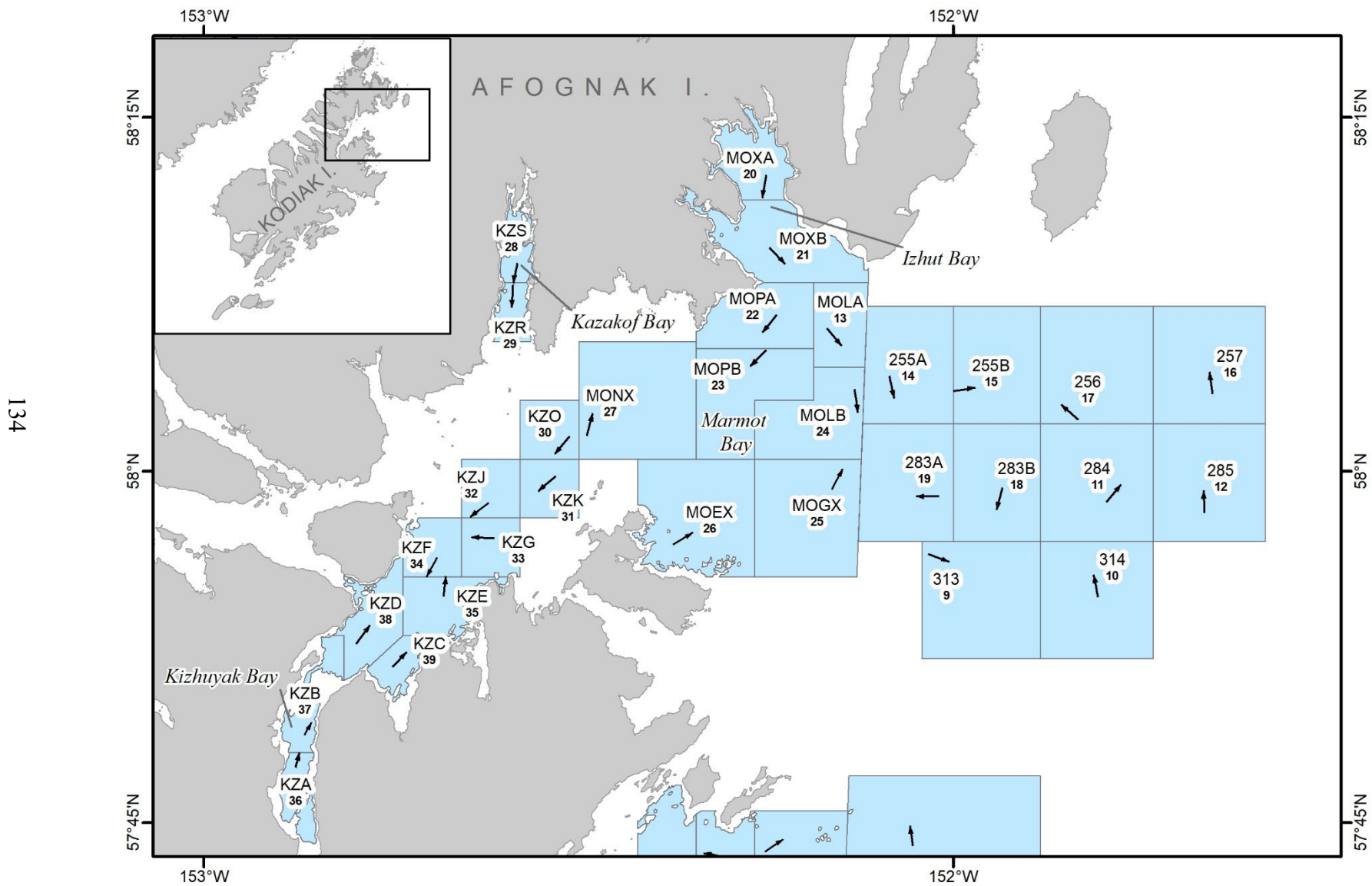
  

| EASTERN ALEUTIAN DISTRICT    |                 |                      |                 |                            |                 |                 |  |  |  |  |
|------------------------------|-----------------|----------------------|-----------------|----------------------------|-----------------|-----------------|--|--|--|--|
| Unalaska/Kalekta Bay Section |                 | Makushin Bay Section |                 | Akutan Bay Section         |                 |                 |  |  |  |  |
| Station                      | km <sup>2</sup> | Station              | km <sup>2</sup> | Station                    | km <sup>2</sup> |                 |  |  |  |  |
| KAA                          | 19.5            | MKB                  | 15.8            | AKA                        | 33.2            |                 |  |  |  |  |
| UNC                          | 22.6            | MKC                  | 18.5            | AKC                        | 21.2            |                 |  |  |  |  |
| UND                          | 11.7            | MKE                  | 29.1            | AKD                        | 22.5            |                 |  |  |  |  |
| UNE                          | 17.9            | MKF                  | 20.9            | AKG                        | 21.4            |                 |  |  |  |  |
| UNF                          | 21.4            | MKJ                  | untowed 22.9    | AKL                        | 21.4            |                 |  |  |  |  |
| UNG                          | 21.4            | MKK                  | 35.7            | Total                      | 119.7           |                 |  |  |  |  |
| UNI                          | 19.7            | MKN                  | 26.2            | E ALEUTIAN DISTRICT TOTALS |                 |                 |  |  |  |  |
| UNJ                          | 21.4            | MKP                  | 11.1            | Section                    |                 | km <sup>2</sup> |  |  |  |  |
| Total                        | 155.7           | Total                | 180.2           | Unalaska/Kalekta Bay       |                 | 155.7           |  |  |  |  |
|                              |                 |                      |                 | Makushin Bay               |                 | 180.2           |  |  |  |  |
|                              |                 |                      |                 | Akutan Bay                 |                 | 119.7           |  |  |  |  |
|                              |                 |                      |                 | E Aleutian District        |                 | 455.6           |  |  |  |  |

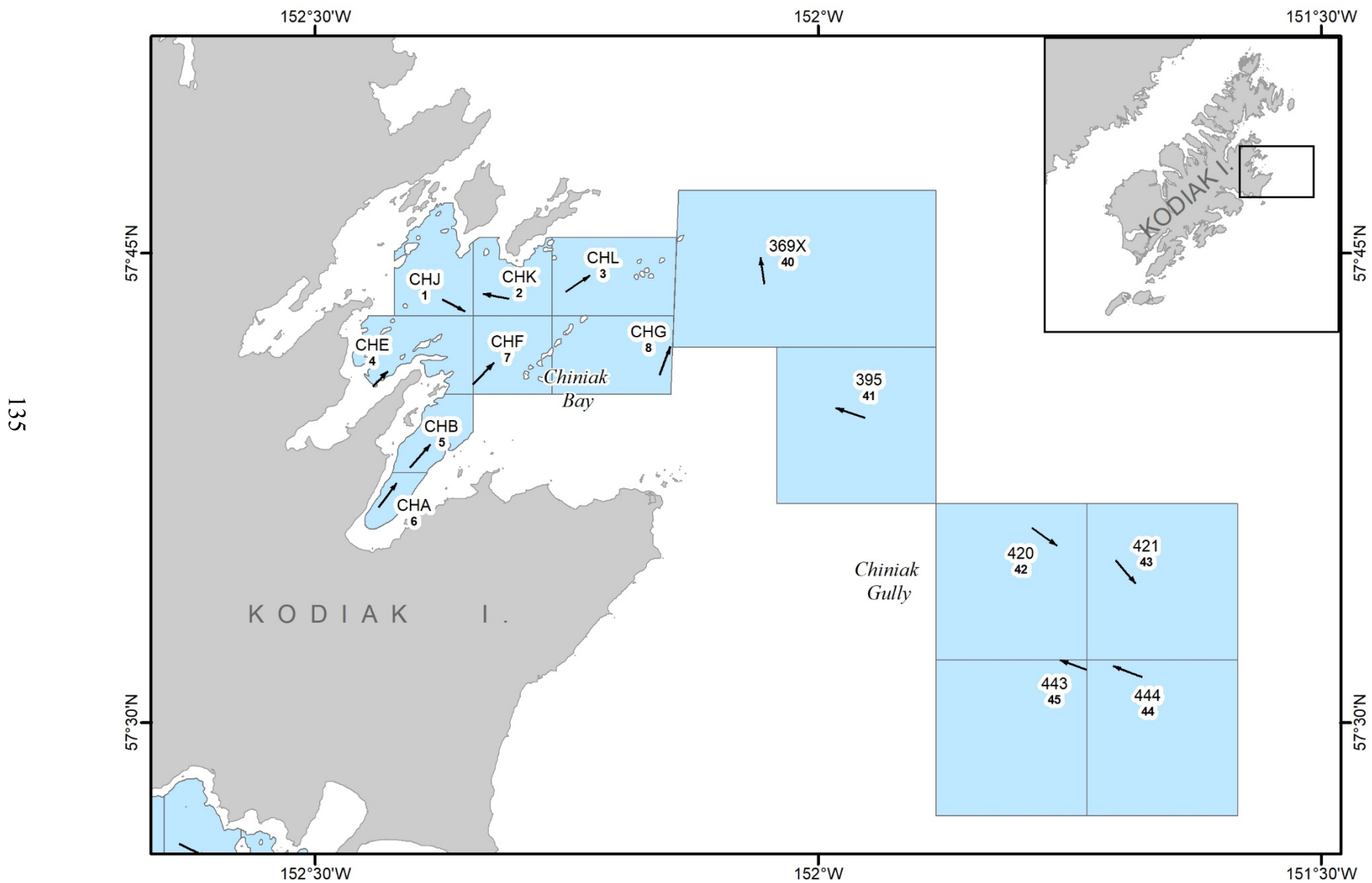


## **APPENDIX C: TRAWL MAPS**

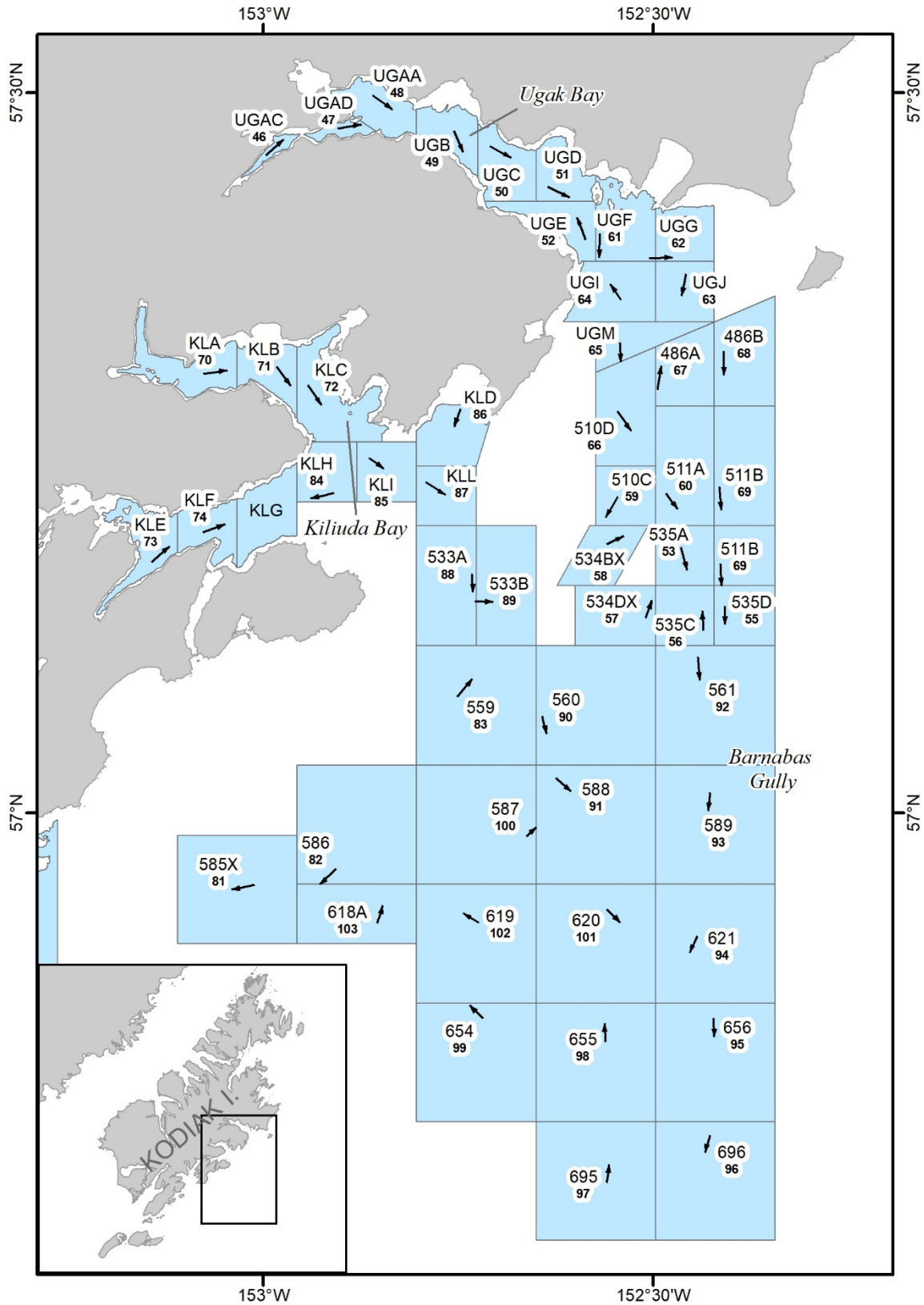
Appendix C1.–Izhut Bay, Kazakof Bay, Kizhuyak Bay, and Marmot Bay station boundaries with station name, trawl haul number (**bold**), and haul location and direction (arrow), June and July 2025.



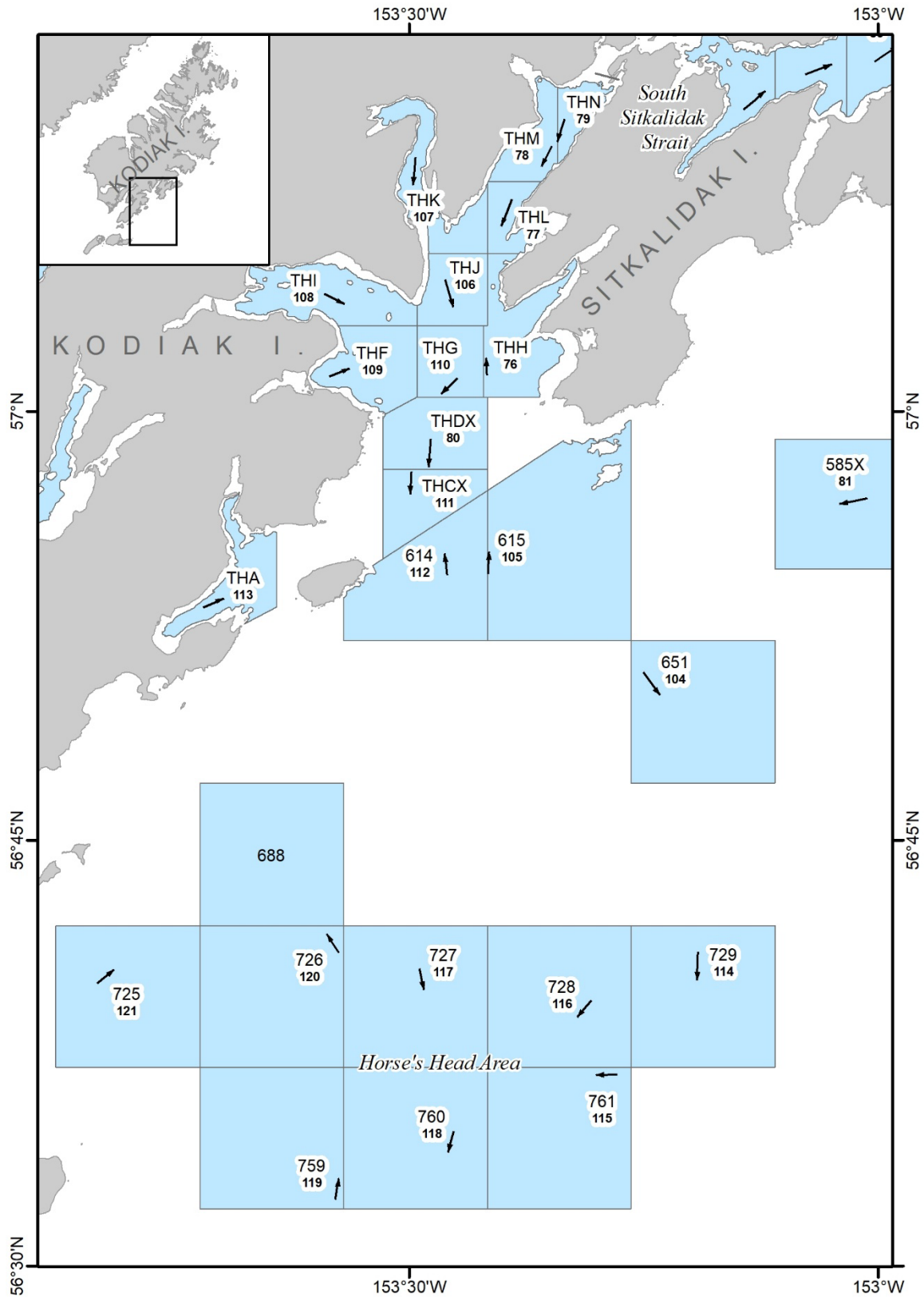
Appendix C2.—Chiniak Bay and Chiniak Gully station boundaries with station name, trawl haul number (bold), and haul location and direction (arrow), June 2025.



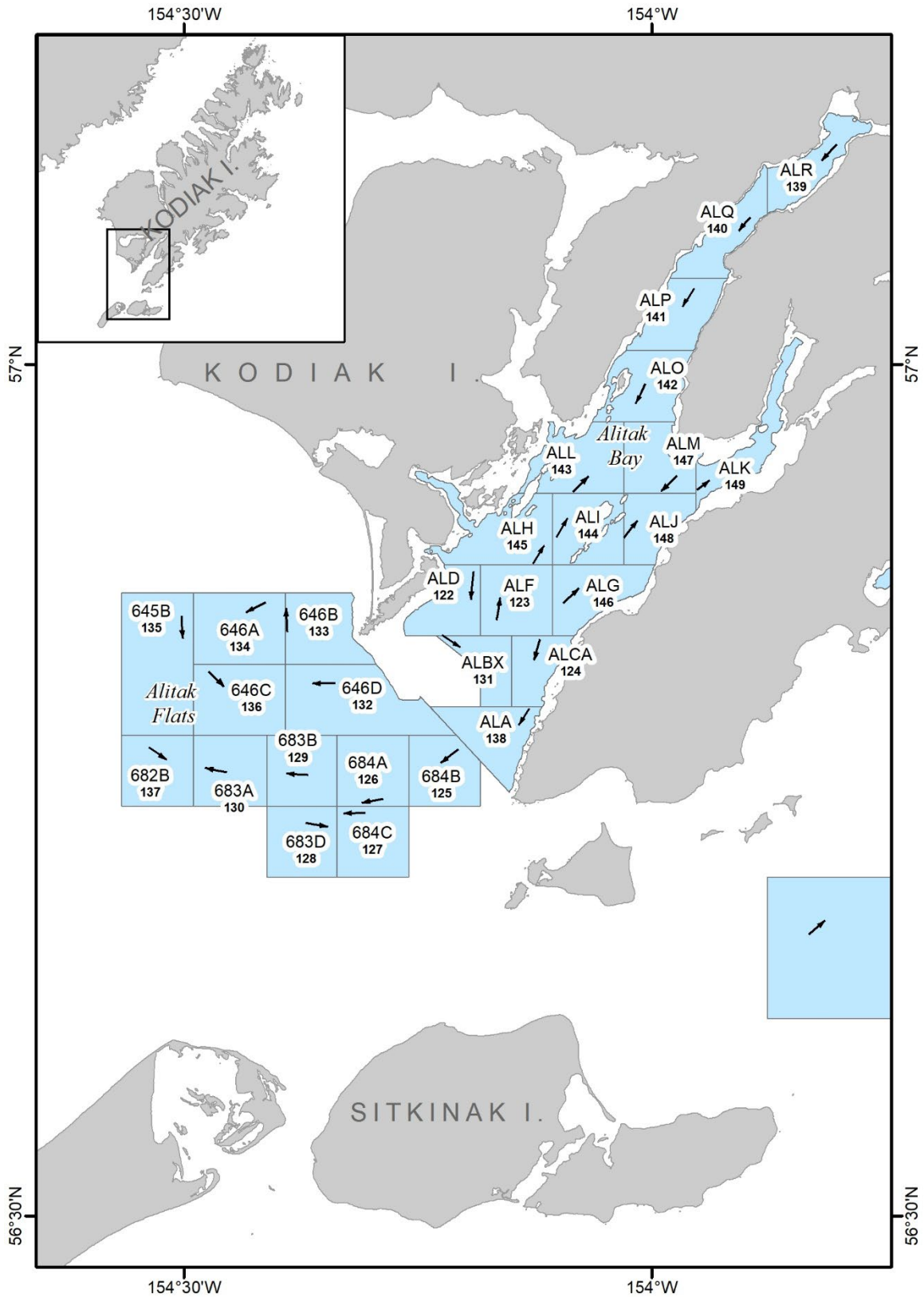
Appendix C3.—Ugak Bay, Kiliuda Bay, and Barnabas Gully station boundaries with station name, trawl haul number (bold), and haul location and direction (arrow), July 2025.



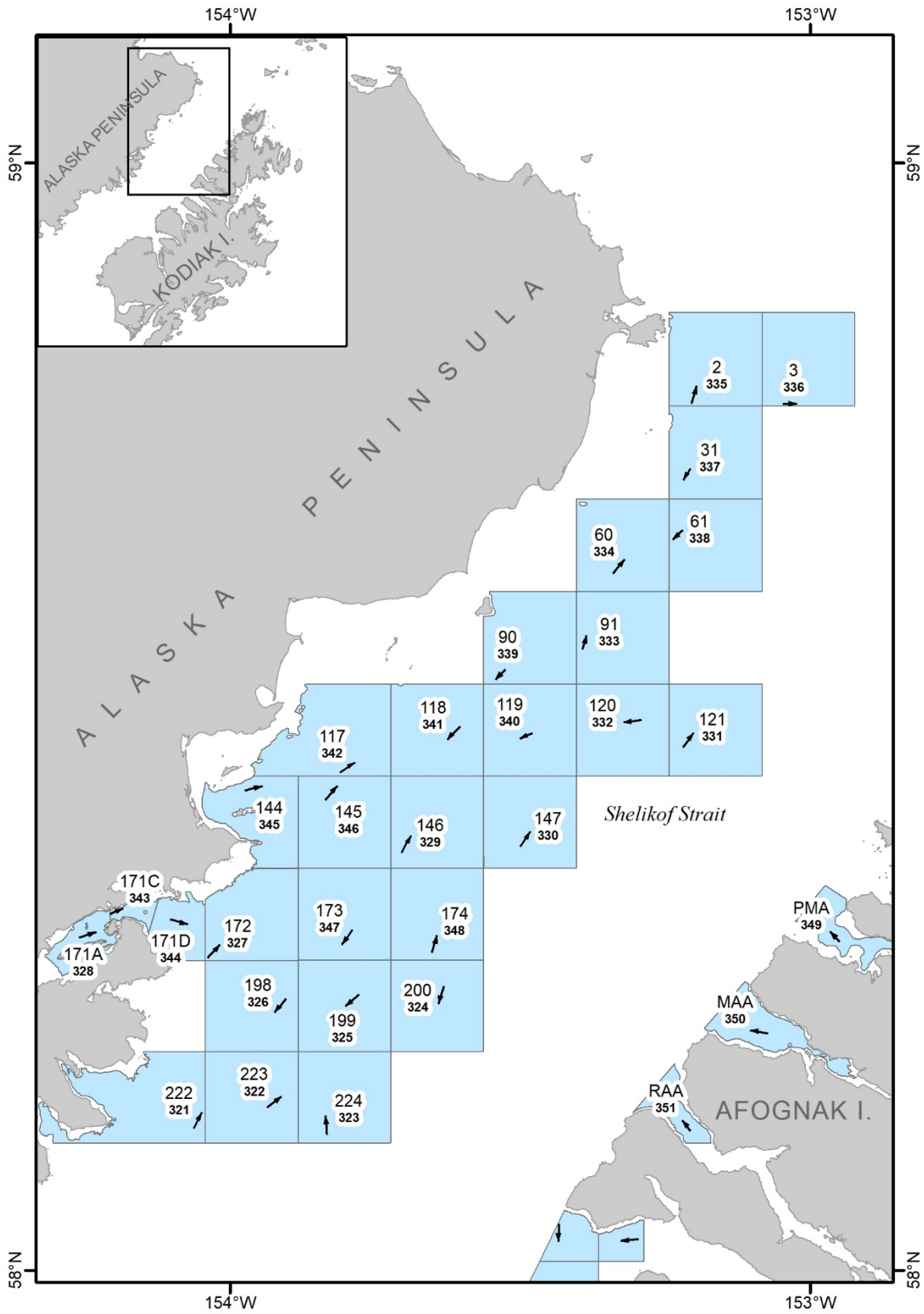
Appendix C4.—South Sitkalidak Strait, Twoheaded Island, and Horse’s Head area station boundaries with station name, trawl haul number (bold), and haul location and direction (arrow), July 2025.



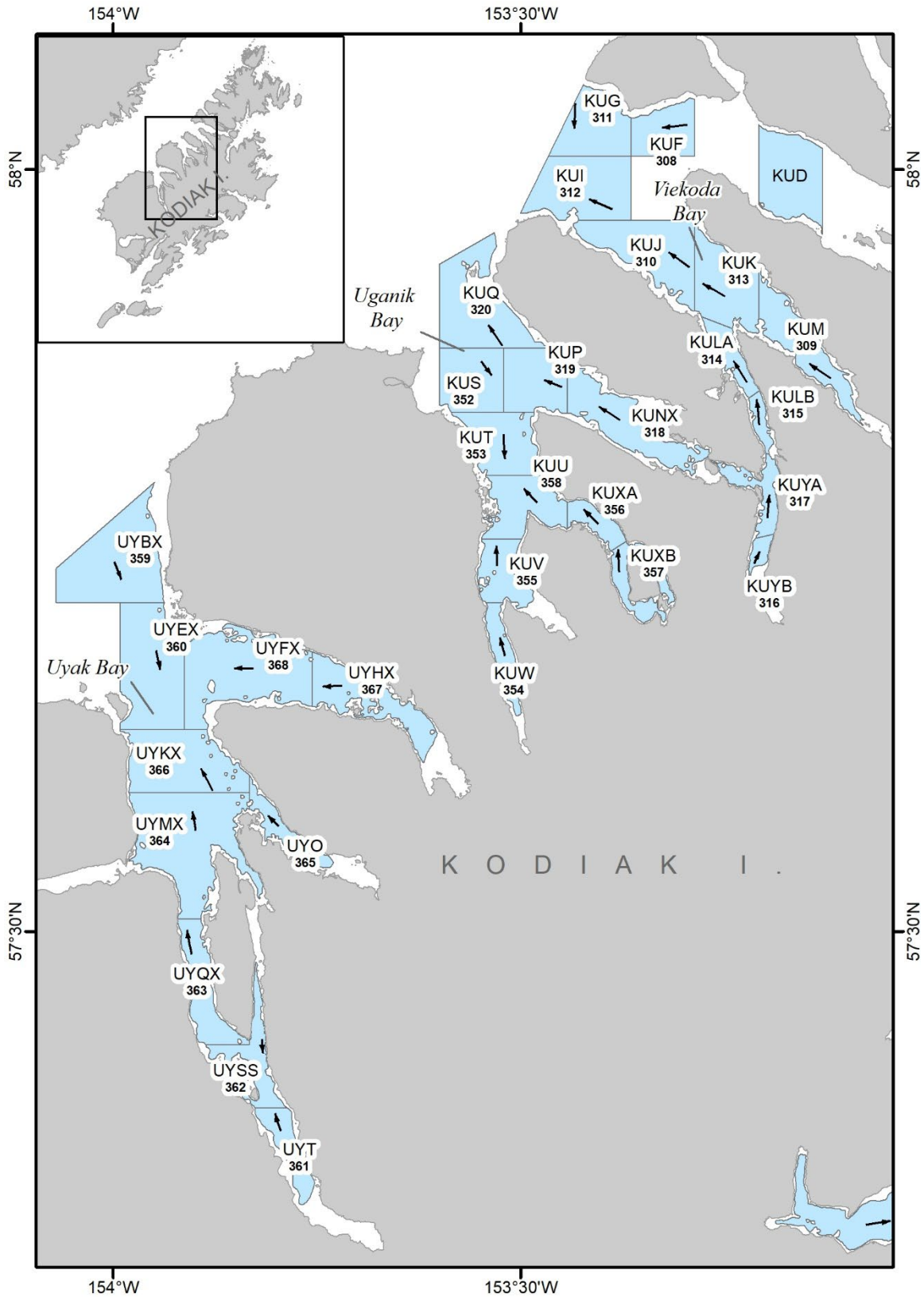
Appendix C5.—Alitak Bay and Alitak Flats station boundaries with station name, trawl haul number (**bold**), and haul location and direction (arrow), July 2025.



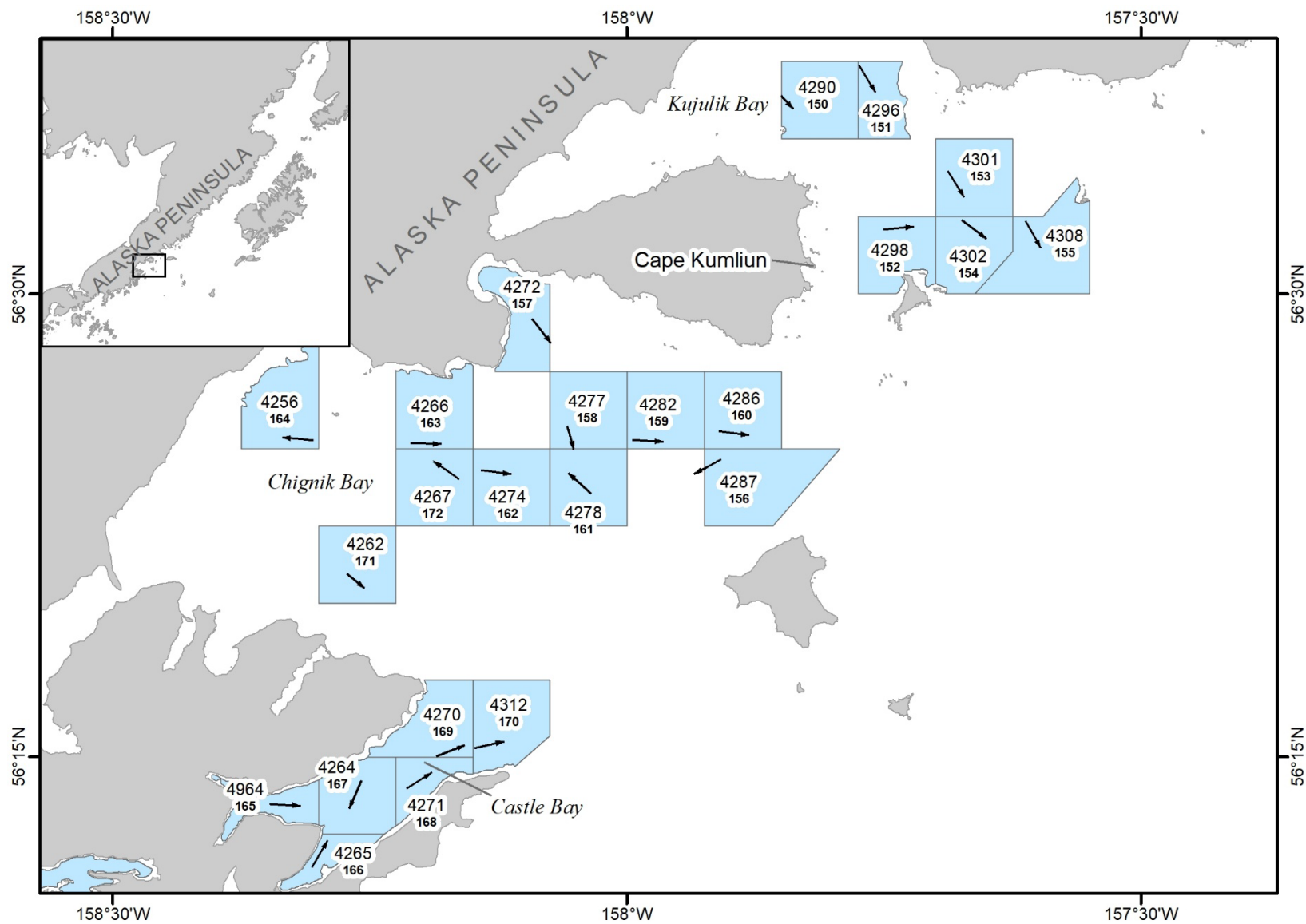
Appendix C6.—Shelikof Strait and Afognak Island station boundaries with station name, trawl haul number (bold), and haul location and direction (arrow), September 2025.



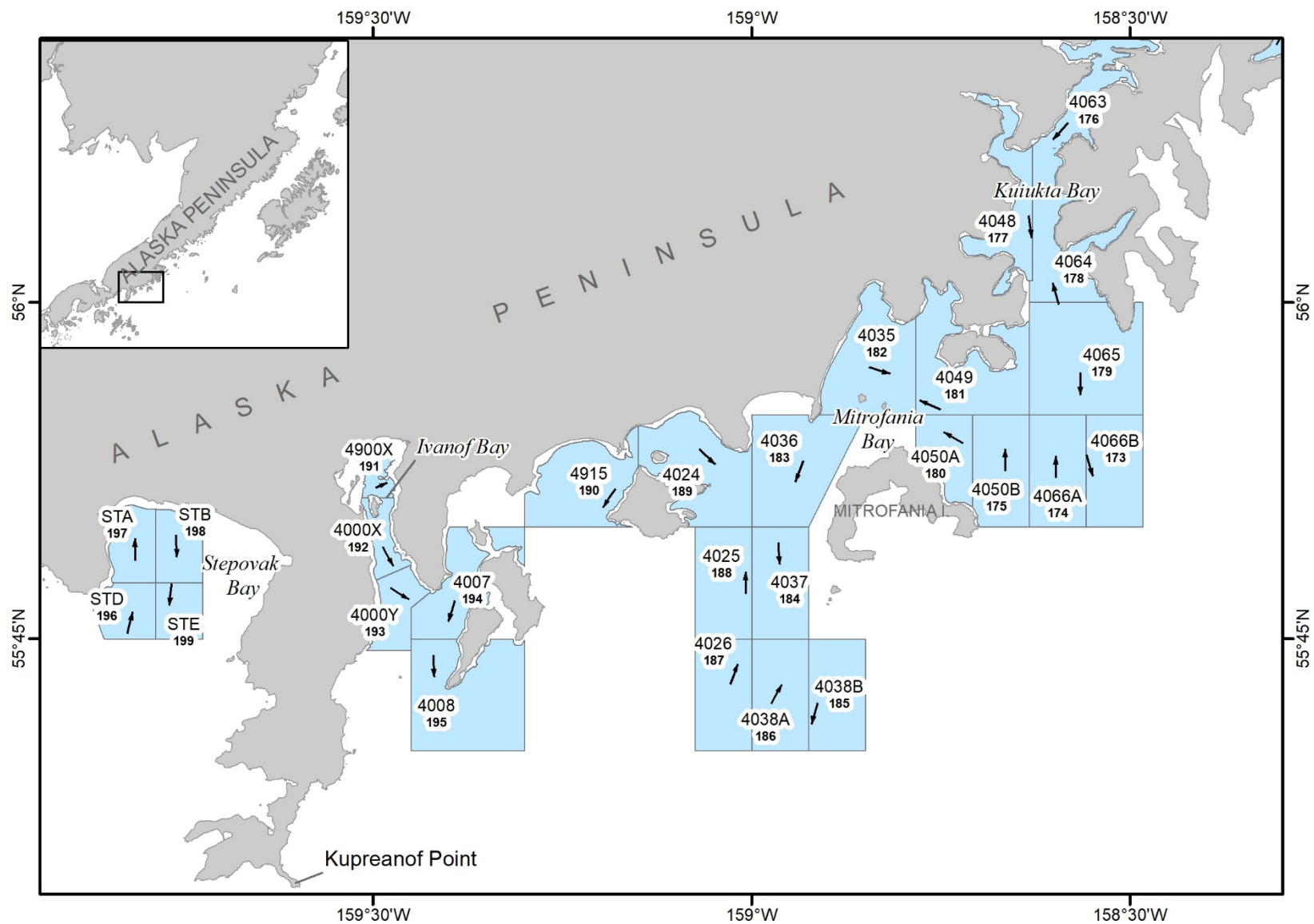
Appendix C7.—Uyak Bay, Uganik Bay, and Viekoda Bay station boundaries with station name, trawl haul number (bold), and haul location and direction (arrow), September 2025.



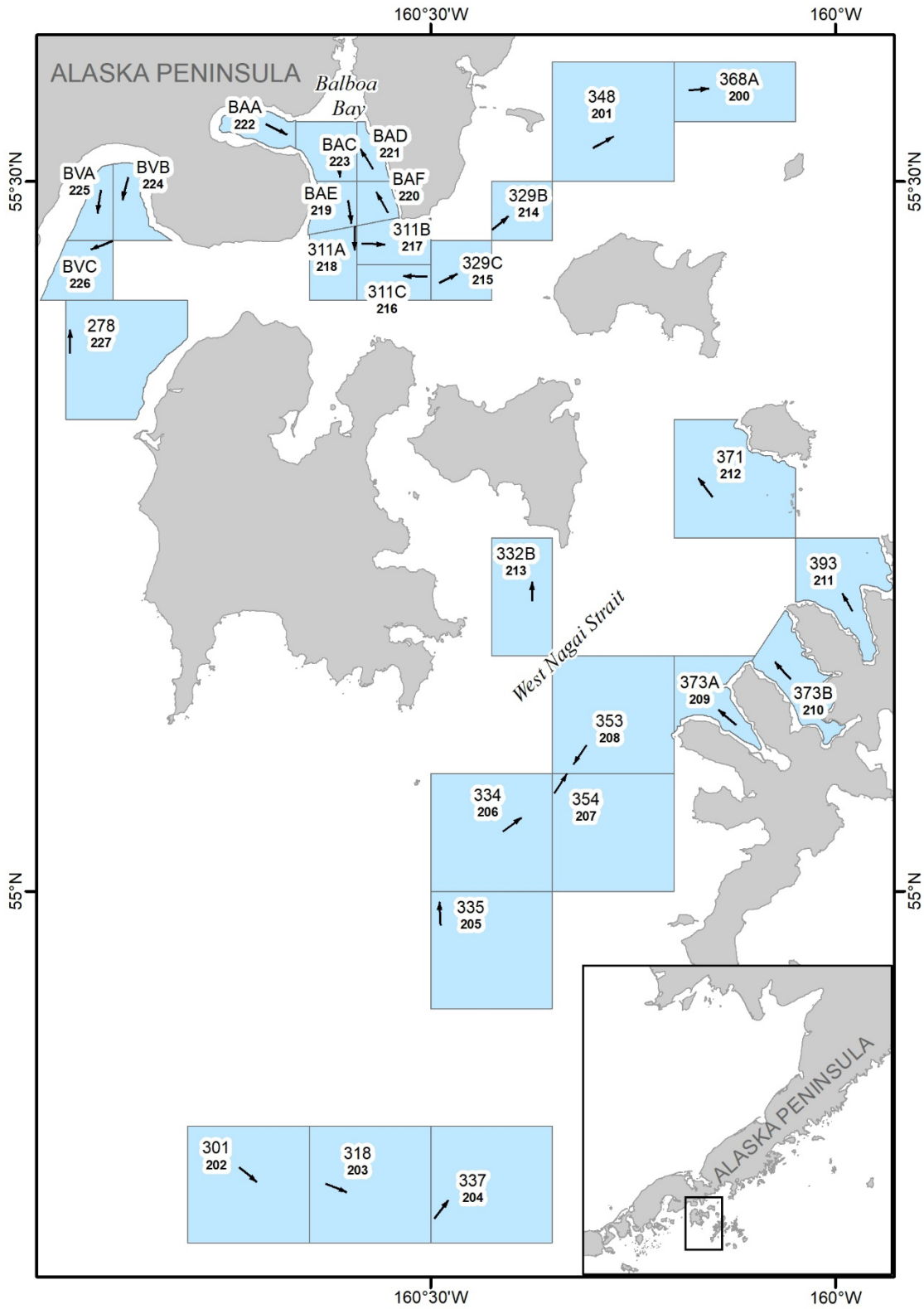
Appendix C8.—Kujulik Bay, Chignik Bay, and Castle Bay station boundaries with station name, trawl haul number (bold), and haul location and direction (arrow), July and August 2025.



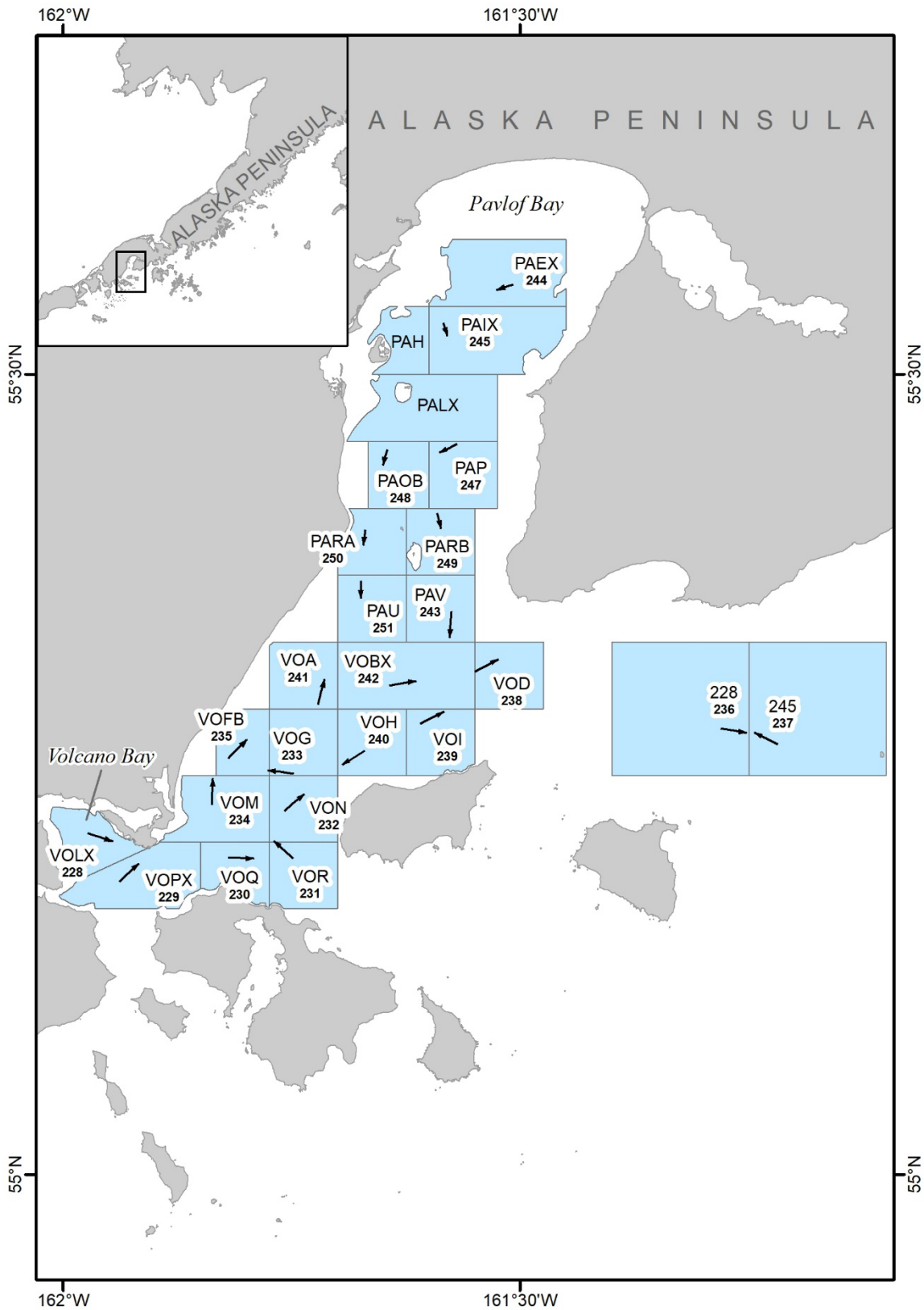
Appendix C9.—Stepovak Bay, Ivanof Bay, Kuiukta Bay, and Mitrofanía Bay station boundaries with station name, trawl haul number (**bold**), and haul location and direction (arrow), August 2025.



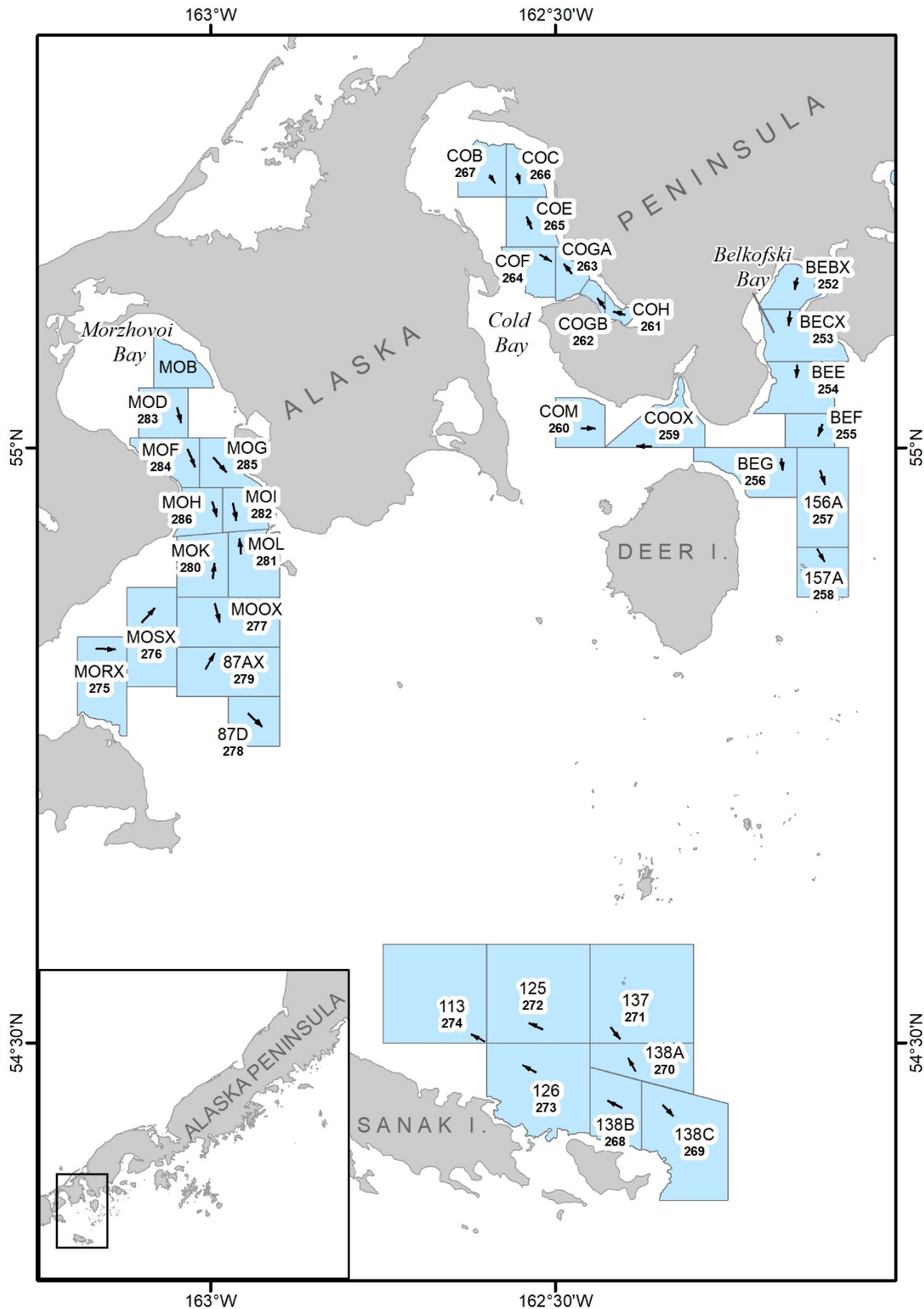
Appendix C10.—Unga Strait, Beaver Bay, Balboa Bay, and West Nagai Strait station boundaries with station name, trawl haul number (bold), and haul location and direction (arrow), August 2025.



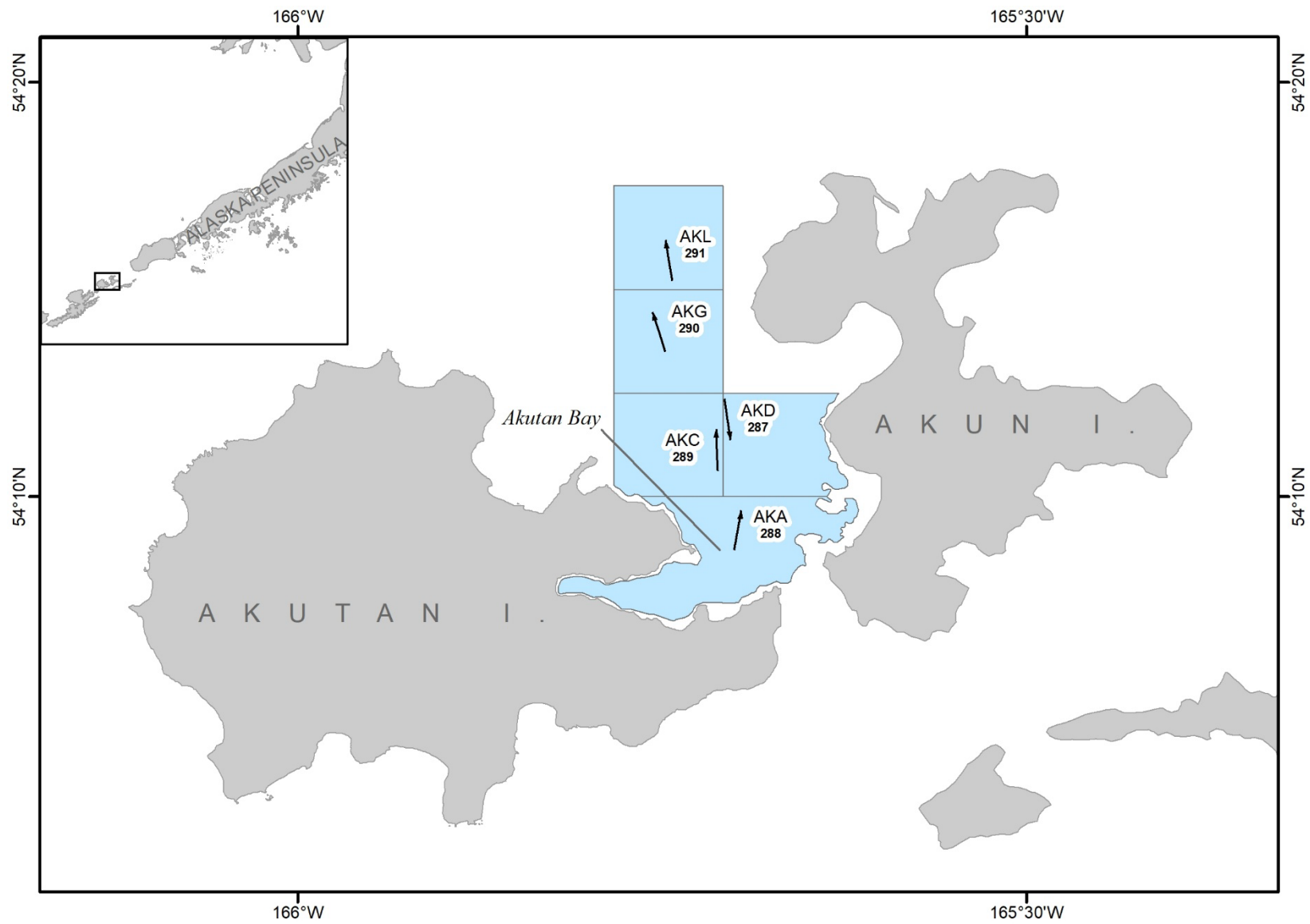
Appendix C11.–Pavlof Bay and Volcano Bay station boundaries with station name, trawl haul number (**bold**), and haul location and direction (arrow), August 2025.



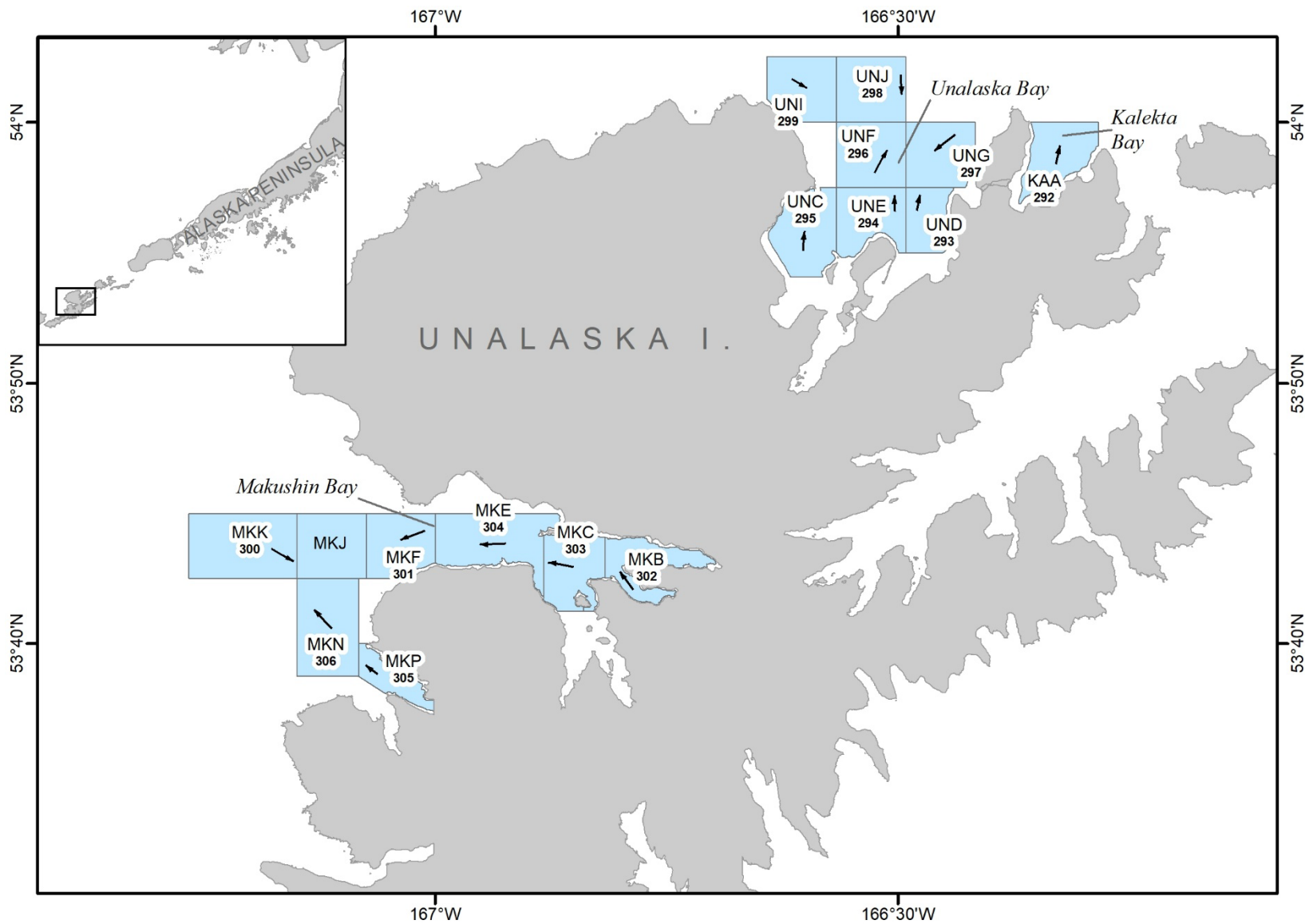
Appendix C12.–Morzhovoi Bay, Cold Bay, Belkofski Bay, Deer Island, and Sanak Island station boundaries with station name, trawl haul number (bold), and haul location and direction (arrow), August 2025.



Appendix C13.—Akutan Bay station boundaries with station name, trawl haul number (bold), and haul location and direction (arrow), August 2025.



Appendix C14.–Unalaska Bay, Kalekta Bay, Beaver Inlet, and Makushin Bay station boundaries with station name, trawl haul number (**bold**), and haul location and direction (arrow), August 2025.





**APPENDIX D: TANNER CRAB ABUNDANCE ESTIMATES  
BY STATION**

Appendix D1.—Tanner crab abundance estimates in the Kodiak District by station and section, 2025.

| Station           | Haul no. | Females  |        |         | Number sublegal males by size (CW) |          |           |         | Recruit males | Postrecruit males | Mature males | Legal males | Total males | Total crab |
|-------------------|----------|----------|--------|---------|------------------------------------|----------|-----------|---------|---------------|-------------------|--------------|-------------|-------------|------------|
|                   |          | Juvenile | Mature | Total   | <70 mm                             | 70–91 mm | 92–114 mm | >114 mm |               |                   |              |             |             |            |
| Northeast Section |          |          |        |         |                                    |          |           |         |               |                   |              |             |             |            |
| 369X              | 40       | 0        | 0      | 0       | 7,188                              | 0        | 0         | 0       | 0             | 0                 | 0            | 0           | 7,188       | 7,188      |
| 395               | 41       | 0        | 0      | 0       | 0                                  | 0        | 0         | 3,798   | 0             | 3,798             | 7,596        | 3,798       | 7,595       | 7,595      |
| 420               | 42       | 0        | 0      | 0       | 0                                  | 0        | 0         | 0       | 0             | 0                 | 0            | 0           | 0           | 0          |
| 421               | 43       | 3,725    | 0      | 3,725   | 0                                  | 0        | 0         | 0       | 0             | 0                 | 0            | 0           | 0           | 3,725      |
| 443               | 45       | 8,126    | 0      | 8,126   | 0                                  | 0        | 0         | 0       | 0             | 0                 | 0            | 0           | 0           | 8,126      |
| 444               | 44       | 0        | 0      | 0       | 0                                  | 0        | 0         | 0       | 0             | 0                 | 0            | 0           | 0           | 0          |
| CHA               | 6        | 0        | 0      | 0       | 0                                  | 0        | 0         | 0       | 0             | 0                 | 0            | 0           | 0           | 0          |
| CHB               | 5        | 349      | 0      | 349     | 0                                  | 0        | 0         | 0       | 0             | 0                 | 0            | 0           | 0           | 349        |
| CHE               | 4        | 0        | 0      | 0       | 1,302                              | 0        | 0         | 0       | 0             | 0                 | 0            | 0           | 1,302       | 1,302      |
| CHF               | 7        | 3,372    | 0      | 3,372   | 1,686                              | 0        | 0         | 0       | 0             | 0                 | 0            | 0           | 1,686       | 5,058      |
| CHG               | 8        | 15,957   | 1,451  | 17,408  | 11,605                             | 0        | 0         | 0       | 0             | 0                 | 0            | 0           | 11,605      | 29,013     |
| CHJ               | 1        | 1,194    | 0      | 1,194   | 1,194                              | 0        | 0         | 0       | 0             | 0                 | 0            | 0           | 1,194       | 2,387      |
| CHK               | 2        | 6,255    | 0      | 6,255   | 5,361                              | 0        | 0         | 0       | 0             | 0                 | 0            | 0           | 5,361       | 11,616     |
| CHL               | 3        | 2,491    | 0      | 2,491   | 6,851                              | 0        | 0         | 0       | 0             | 0                 | 0            | 0           | 6,851       | 9,342      |
| KZA               | 36       | 0        | 0      | 0       | 0                                  | 0        | 0         | 0       | 0             | 0                 | 0            | 0           | 0           | 0          |
| KZB               | 37       | 3,809    | 0      | 3,809   | 5,260                              | 0        | 181       | 0       | 0             | 0                 | 0            | 0           | 5,441       | 9,250      |
| KZC               | 39       | 0        | 0      | 0       | 1,823                              | 0        | 0         | 0       | 0             | 0                 | 0            | 0           | 1,823       | 1,823      |
| KZD               | 38       | 0        | 0      | 0       | 0                                  | 0        | 0         | 0       | 0             | 0                 | 0            | 0           | 0           | 0          |
| KZE               | 35       | 1,283    | 0      | 1,283   | 5,134                              | 0        | 0         | 0       | 0             | 0                 | 0            | 0           | 5,134       | 6,417      |
| KZF               | 34       | 37,386   | 1,780  | 39,166  | 68,540                             | 0        | 890       | 0       | 0             | 0                 | 0            | 0           | 69,430      | 108,596    |
| KZG               | 33       | 64,878   | 0      | 64,878  | 104,369                            | 0        | 0         | 0       | 0             | 0                 | 0            | 0           | 104,369     | 169,247    |
| KZJ               | 32       | 7,595    | 0      | 7,595   | 36,076                             | 0        | 0         | 0       | 0             | 0                 | 0            | 0           | 36,076      | 43,671     |
| KZK               | 31       | 112,797  | 0      | 112,797 | 62,978                             | 0        | 0         | 0       | 0             | 0                 | 0            | 0           | 62,978      | 175,775    |
| KZO               | 30       | 54,114   | 1,899  | 56,013  | 38,924                             | 2,848    | 0         | 0       | 0             | 0                 | 0            | 0           | 41,773      | 97,786     |
| 255A              | 14       | 76,260   | 0      | 76,260  | 76,260                             | 0        | 0         | 0       | 0             | 0                 | 0            | 0           | 76,260      | 152,520    |
| 255B              | 15       | 8,490    | 0      | 8,490   | 2,830                              | 0        | 0         | 0       | 0             | 0                 | 0            | 0           | 2,830       | 11,320     |
| 256               | 17       | 14,552   | 0      | 14,552  | 3,638                              | 0        | 0         | 0       | 0             | 0                 | 0            | 0           | 3,638       | 18,190     |
| 257               | 16       | 3,638    | 0      | 3,638   | 3,638                              | 0        | 0         | 0       | 0             | 0                 | 0            | 0           | 3,638       | 7,276      |
| 283A              | 19       | 71,468   | 0      | 71,468  | 50,623                             | 0        | 0         | 0       | 0             | 0                 | 0            | 0           | 50,623      | 122,092    |
| 283B              | 18       | 45,376   | 2,836  | 48,212  | 19,852                             | 0        | 0         | 0       | 0             | 0                 | 0            | 0           | 19,852      | 68,063     |
| 284               | 11       | 28,888   | 0      | 28,888  | 7,222                              | 0        | 0         | 0       | 0             | 0                 | 0            | 0           | 7,222       | 36,110     |
| 285               | 12       | 0        | 0      | 0       | 0                                  | 0        | 0         | 0       | 0             | 0                 | 0            | 0           | 0           | 0          |
| 313               | 9        | 94,938   | 0      | 94,938  | 75,159                             | 0        | 0         | 0       | 0             | 0                 | 0            | 0           | 75,159      | 170,096    |

-continued-

Appendix D1.–Page 2 of 7.

| Station            | Haul no. | Females   |         |           | Number sublegal males by size (CW) |          |           |         | Recruit males | Postrecruit males | Mature males | Legal males | Total males | Total crab |
|--------------------|----------|-----------|---------|-----------|------------------------------------|----------|-----------|---------|---------------|-------------------|--------------|-------------|-------------|------------|
|                    |          | Juvenile  | Mature  | Total     | <70 mm                             | 70–91 mm | 92–114 mm | >114 mm |               |                   |              |             |             |            |
| 314                | 10       | 0         | 0       | 0         | 3,655                              | 0        | 0         | 0       | 0             | 0                 | 0            | 0           | 3,655       | 3,655      |
| KZR                | 29       | 35,891    | 8,500   | 44,391    | 56,197                             | 1,417    | 6,611     | 2,361   | 0             | 0                 | 2,361        | 0           | 66,586      | 110,977    |
| KZS                | 28       | 1,554     | 12,117  | 13,671    | 1,398                              | 2,175    | 2,952     | 1,709   | 0             | 0                 | 1,709        | 0           | 8,234       | 21,905     |
| MOEX               | 26       | 189,996   | 0       | 189,996   | 193,111                            | 0        | 1,557     | 0       | 0             | 0                 | 0            | 0           | 194,668     | 384,664    |
| MOGX               | 25       | 387,892   | 0       | 387,892   | 338,312                            | 0        | 0         | 0       | 0             | 0                 | 0            | 0           | 338,312     | 726,204    |
| MOLA               | 13       | 26,061    | 0       | 26,061    | 17,374                             | 0        | 0         | 0       | 0             | 0                 | 0            | 0           | 17,374      | 43,436     |
| MOLB               | 24       | 23,552    | 0       | 23,552    | 25,515                             | 0        | 0         | 0       | 0             | 0                 | 0            | 0           | 25,515      | 49,067     |
| MONX               | 27       | 137,014   | 140,356 | 277,369   | 73,520                             | 76,861   | 213,875   | 76,861  | 0             | 0                 | 76,861       | 0           | 441,118     | 718,487    |
| MOPA               | 22       | 23,377    | 0       | 23,377    | 31,990                             | 0        | 0         | 0       | 0             | 0                 | 0            | 0           | 31,990      | 55,368     |
| MOPB               | 23       | 44,932    | 0       | 44,932    | 59,909                             | 0        | 0         | 0       | 0             | 0                 | 0            | 0           | 59,909      | 104,841    |
| MOXA               | 20       | 46,292    | 572     | 46,863    | 42,863                             | 0        | 0         | 0       | 0             | 0                 | 0            | 0           | 42,863      | 89,726     |
| MOXB               | 21       | 10,451    | 0       | 10,451    | 14,370                             | 0        | 0         | 0       | 0             | 0                 | 0            | 0           | 14,370      | 24,820     |
| all stations towed |          |           |         |           |                                    |          |           |         |               |                   |              |             |             |            |
| Total              |          | 1,593,952 | 169,511 | 1,763,462 | 1,455,726                          | 83,301   | 226,067   | 84,729  | 0             | 3,797             | 88,526       | 3,797       | 1,853,620   | 3,617,083  |
| Eastside Section   |          |           |         |           |                                    |          |           |         |               |                   |              |             |             |            |
| UGAA               | 48       | 51,974    | 75,854  | 127,828   | 27,500                             | 253,000  | 173,250   | 52,250  | 0             | 46,750            | 99,000       | 46,750      | 552,749     | 680,577    |
| UGAC               | 46       | 0         | 0       | 0         | 979                                | 2,657    | 699       | 0       | 0             | 0                 | 0            | 0           | 4,336       | 4,336      |
| UGAD               | 47       | 9,701     | 0       | 9,701     | 9,853                              | 42,799   | 8,929     | 308     | 0             | 0                 | 308          | 0           | 61,889      | 71,590     |
| UGB                | 49       | 1,318     | 1,054   | 2,372     | 1,318                              | 3,426    | 7,115     | 20,817  | 0             | 12,121            | 32,938       | 12,121      | 44,795      | 47,167     |
| UGC                | 50       | 57,526    | 767     | 58,294    | 39,374                             | 0        | 1,125     | 22,499  | 0             | 4,500             | 26,999       | 4,500       | 67,498      | 125,791    |
| UGD                | 51       | 375,686   | 7,403   | 383,089   | 409,256                            | 0        | 0         | 6,078   | 0             | 0                 | 6,078        | 0           | 415,334     | 798,422    |
| UGE                | 52       | 18,183    | 4,408   | 22,591    | 14,326                             | 1,102    | 4,408     | 25,897  | 0             | 2,755             | 28,652       | 2,755       | 48,489      | 71,080     |
| UGF                | 61       | 0         | 0       | 0         | 0                                  | 0        | 0         | 2,075   | 0             | 692               | 2,767        | 692         | 2,767       | 2,767      |
| UGG                | 62       | 0         | 0       | 0         | 0                                  | 0        | 0         | 0       | 0             | 0                 | 0            | 0           | 0           | 0          |
| UGI                | 64       | 0         | 0       | 0         | 1,250                              | 0        | 1,250     | 1,250   | 0             | 0                 | 1,250        | 0           | 3,749       | 3,749      |
| UGJ                | 63       | 0         | 0       | 0         | 0                                  | 0        | 0         | 0       | 0             | 0                 | 0            | 0           | 0           | 0          |
| UGM                | 65       | 1,838     | 0       | 1,838     | 1,838                              | 0        | 0         | 6,432   | 0             | 1,838             | 8,270        | 1,838       | 10,108      | 11,946     |
| KLA                | 70       | 7,339     | 0       | 7,339     | 14,679                             | 0        | 0         | 0       | 0             | 0                 | 0            | 0           | 14,679      | 22,018     |
| KLB                | 71       | 6,497     | 18,679  | 25,176    | 3,249                              | 2,030    | 9,340     | 38,983  | 0             | 13,806            | 52,789       | 13,806      | 67,408      | 92,584     |
| KLC                | 72       | 1,715     | 0       | 1,715     | 1,715                              | 0        | 0         | 13,716  | 0             | 5,143             | 18,859       | 5,144       | 20,574      | 22,289     |
| KLD                | 86       | 0         | 0       | 0         | 0                                  | 0        | 0         | 0       | 0             | 0                 | 0            | 0           | 0           | 0          |
| KLE                | 73       | 53,612    | 715     | 54,327    | 50,438                             | 450      | 12,609    | 24,769  | 0             | 1,801             | 26,570       | 1,801       | 90,068      | 144,394    |
| KLF                | 74       | 2,050,078 | 0       | 2,050,078 | 1,969,474                          | 0        | 0         | 0       | 0             | 9,798             | 9,798        | 9,798       | 1,979,272   | 4,029,351  |

-continued-

Appendix D1.–Page 3 of 7.

| Station                  | Haul no. | Females                  |           |            | Number sublegal males by size (CW) |           |           |           | Recruit males | Postrecruit males | Mature males | Legal males | Total males | Total crab |
|--------------------------|----------|--------------------------|-----------|------------|------------------------------------|-----------|-----------|-----------|---------------|-------------------|--------------|-------------|-------------|------------|
|                          |          | Juvenile                 | Mature    | Total      | <70 mm                             | 70–91 mm  | 92–114 mm | >114 mm   |               |                   |              |             |             |            |
| KLK                      |          | <i>station not towed</i> |           |            |                                    |           |           |           |               |                   |              |             |             |            |
| KLH                      | 84       | 471,893                  | 0         | 471,893    | 497,943                            | 0         | 0         | 0         | 0             | 0                 | 0            | 0           | 497,943     | 969,836    |
| KLI                      | 85       | 2,466                    | 0         | 2,466      | 1,233                              | 0         | 0         | 1,233     | 0             | 0                 | 1,233        | 0           | 2,466       | 4,932      |
| KLL                      | 87       | 0                        | 0         | 1,918      | 1,918                              | 0         | 0         | 0         | 0             | 0                 | 0            | 0           | 1,918       | 3,836      |
| 486A                     | 67       | 0                        | 0         | 0          | 3,289                              | 0         | 0         | 3,289     | 0             | 0                 | 3,289        | 0           | 6,578       | 6,578      |
| 486B                     | 68       | 0                        | 0         | 0          | 0                                  | 0         | 0         | 0         | 0             | 0                 | 0            | 0           | 0           | 0          |
| 510C                     | 59       | 0                        | 0         | 0          | 0                                  | 0         | 0         | 0         | 0             | 0                 | 0            | 0           | 0           | 0          |
| 510D                     | 66       | 5,054                    | 0         | 5,054      | 6,738                              | 0         | 1,685     | 6,738     | 0             | 0                 | 6,738        | 0           | 15,161      | 20,215     |
| 511A                     | 60       | 0                        | 0         | 0          | 0                                  | 0         | 0         | 11,486    | 0             | 4,595             | 16,081       | 4,595       | 16,081      | 16,081     |
| 511B                     | 69       | 0                        | 0         | 0          | 0                                  | 0         | 0         | 1,938     | 0             | 0                 | 1,938        | 0           | 1,938       | 1,938      |
| 533A                     | 88       | 7,303                    | 0         | 7,303      | 9,737                              | 0         | 0         | 0         | 0             | 0                 | 0            | 0           | 9,737       | 17,040     |
| 533B                     | 89       | 9,993                    | 0         | 9,993      | 2,498                              | 0         | 0         | 0         | 0             | 0                 | 0            | 0           | 2,498       | 12,492     |
| 534BX                    | 58       | 0                        | 0         | 0          | 0                                  | 0         | 0         | 0         | 0             | 0                 | 0            | 0           | 0           | 0          |
| 534DX                    | 57       | 0                        | 1,627     | 1,627      | 0                                  | 0         | 0         | 6,507     | 0             | 0                 | 6,507        | 0           | 6,507       | 8,133      |
| 535A                     | 53       | 0                        | 0         | 0          | 0                                  | 0         | 1,865     | 53,162    | 0             | 13,990            | 67,152       | 13,990      | 69,017      | 69,017     |
| 535B                     | 54       | 2,998                    | 0         | 2,998      | 0                                  | 0         | 5,996     | 136,910   | 0             | 28,981            | 165,891      | 28,981      | 171,887     | 174,885    |
| 535C                     | 56       | 2,221                    | 32,199    | 34,420     | 1,110                              | 1,110     | 3,331     | 35,530    | 0             | 27,758            | 63,288       | 27,758      | 68,840      | 103,259    |
| 535D                     | 55       | 1,249                    | 12,492    | 13,741     | 0                                  | 4,997     | 6,246     | 126,167   | 0             | 53,714            | 179,881      | 53,715      | 191,124     | 204,865    |
| 559                      | 83       | 1,141,139                | 5,706     | 1,146,845  | 1,044,312                          | 0         | 0         | 0         | 0             | 0                 | 0            | 0           | 1,044,312   | 2,191,157  |
| 560                      | 90       | 34,080                   | 0         | 34,080     | 48,686                             | 0         | 4,869     | 0         | 0             | 0                 | 0            | 0           | 53,554      | 87,635     |
| 561                      | 92       | 22,559                   | 0         | 22,559     | 11,280                             | 0         | 7,520     | 127,837   | 0             | 135,357           | 263,194      | 135,356     | 281,993     | 304,552    |
| 587                      | 100      | 333,114                  | 493,009   | 826,123    | 739,513                            | 406,399   | 46,636    | 86,610    | 0             | 13,325            | 99,935       | 13,325      | 1,292,482   | 2,118,605  |
| 588                      | 91       | 35,741                   | 13,403    | 49,144     | 58,079                             | 0         | 8,935     | 13,403    | 0             | 4,468             | 17,871       | 4,468       | 84,885      | 134,029    |
| 589                      | 93       | 0                        | 19,474    | 19,474     | 0                                  | 0         | 4,869     | 97,372    | 0             | 102,240           | 199,612      | 102,240     | 204,481     | 223,955    |
| 619                      | 102      | 182,477                  | 64,114    | 246,591    | 162,750                            | 4,932     | 14,795    | 113,432   | 0             | 24,659            | 138,091      | 24,659      | 320,568     | 567,159    |
| 620                      | 101      | 222,881                  | 849,071   | 1,071,953  | 1,689,543                          | 903,709   | 13,097    | 78,583    | 0             | 26,194            | 104,777      | 26,194      | 2,711,127   | 3,783,079  |
| 621                      | 94       | 126,583                  | 111,978   | 238,561    | 77,897                             | 0         | 9,737     | 14,606    | 0             | 0                 | 14,606       | 0           | 102,240     | 340,801    |
| 654                      | 99       | 14,241                   | 0         | 14,241     | 23,734                             | 9,494     | 0         | 14,241    | 0             | 0                 | 14,241       | 0           | 47,469      | 61,709     |
| 655                      | 98       | 659,024                  | 537,188   | 1,196,213  | 1,568,195                          | 317,609   | 19,851    | 89,328    | 0             | 79,402            | 168,730      | 79,402      | 2,074,384   | 3,270,597  |
| 656                      | 95       | 759,500                  | 73,029    | 832,529    | 428,436                            | 14,606    | 4,869     | 14,606    | 0             | 24,343            | 38,949       | 24,343      | 486,859     | 1,319,388  |
| 695                      | 97       | 298,032                  | 408,592   | 706,623    | 201,892                            | 9,614     | 0         | 28,842    | 0             | 9,614             | 38,456       | 9,614       | 249,962     | 956,585    |
| 696                      | 96       | 1,085,696                | 14,606    | 1,100,301  | 769,237                            | 9,737     | 0         | 4,869     | 0             | 0                 | 4,869        | 0           | 783,843     | 1,884,144  |
| untowed station estimate |          | 73,982                   | 26,198    | 100,199    | 92,142                             | 16,623    | 1,666     | 8,473     | 0             | 4,892             | 13,364       | 4,891       | 123,795     | 223,994    |
| Total                    |          | 8,127,693                | 2,771,564 | 10,901,194 | 9,985,411                          | 2,004,294 | 374,691   | 1,290,233 | 0             | 652,736           | 1,942,969    | 652,736     | 14,307,365  | 25,208,559 |

-continued-

Appendix D1.–Page 4 of 7.

| Station                  | Haul no. | Females   |           |            | Number sublegal males by size (CW) |          |                          |           | Recruit males | Postrecruit males | Mature males | Legal males | Total males | Total crab |
|--------------------------|----------|-----------|-----------|------------|------------------------------------|----------|--------------------------|-----------|---------------|-------------------|--------------|-------------|-------------|------------|
|                          |          | Juvenile  | Mature    | Total      | <70 mm                             | 70–91 mm | 92–114 mm                | >114 mm   |               |                   |              |             |             |            |
| Southeast Section        |          |           |           |            |                                    |          |                          |           |               |                   |              |             |             |            |
| 614                      | 112      | 261,764   | 2,566     | 264,330    | 207,871                            | 0        | 0                        | 2,566     | 0             | 0                 | 2,566        | 0           | 210,437     | 474,767    |
| THA                      | 113      | 5,076     | 0         | 5,076      | 5,922                              | 0        | 0                        | 0         | 0             | 0                 | 0            | 0           | 5,922       | 10,998     |
| THCX                     | 111      | 727,591   | 18,777    | 746,367    | 572,898                            | 0        | 4,696                    | 28,175    | 0             | 4,696             | 32,871       | 4,696       | 610,465     | 1,356,832  |
| THDX                     | 80       | 83,512    | 1,265     | 84,777     | 87,308                             | 0        | 0                        | 0         | 0             | 0                 | 0            | 0           | 87,308      | 172,084    |
| THF                      | 109      | 7,694     | 0         | 7,694      | 6,411                              | 0        | 0                        | 0         | 0             | 0                 | 0            | 0           | 6,411       | 14,105     |
| THG                      | 110      | 367,113   | 5,534     | 372,647    | 347,603                            | 3,738    | 1,869                    | 13,082    | 0             | 7,475             | 20,557       | 7,475       | 373,766     | 746,414    |
| THH                      | 76       | 31,580    | 0         | 31,580     | 33,084                             | 0        | 0                        | 0         | 0             | 0                 | 0            | 0           | 33,084      | 64,664     |
| THI                      | 108      | 410,301   | 0         | 410,301    | 467,719                            | 0        | 0                        | 0         | 0             | 0                 | 0            | 0           | 467,719     | 878,020    |
| THJ                      | 106      | 342,589   | 6,992     | 349,581    | 312,336                            | 8,092    | 0                        | 6,473     | 0             | 0                 | 6,473        | 0           | 326,901     | 676,481    |
| THK                      | 107      | 238,665   | 32,361    | 271,026    | 216,860                            | 9,783    | 17,936                   | 71,743    | 3,261         | 8,153             | 83,157       | 11,414      | 327,736     | 598,762    |
| THL                      | 77       | 970,169   | 83,455    | 1,053,624  | 907,569                            | 166,909  | 10,432                   | 5,216     | 0             | 0                 | 5,216        | 0           | 1,090,126   | 2,143,750  |
| THM                      | 78       | 230,736   | 0         | 230,736    | 117,605                            | 29,640   | 3,825                    | 41,114    | 0             | 3,825             | 44,939       | 3,825       | 196,008     | 426,744    |
| THN                      | 79       | 596,208   | 0         | 596,208    | 481,784                            | 2,397    | 0                        | 0         | 0             | 0                 | 0            | 0           | 484,181     | 1,080,389  |
| 585X                     | 81       | 59,941    | 0         | 59,941     | 24,681                             | 10,578   | 0                        | 35,259    | 0             | 0                 | 35,259       | 0           | 70,518      | 130,459    |
| 586                      | 82       | 63,958    | 11,992    | 75,950     | 59,961                             | 3,997    | 11,992                   | 23,984    | 0             | 3,997             | 27,981       | 3,997       | 103,932     | 179,882    |
| 615                      | 105      | 959,085   | 11,152    | 970,237    | 1,182,128                          | 0        | 0                        | 0         | 0             | 0                 | 0            | 0           | 1,182,128   | 2,152,365  |
| 618A                     | 103      | 14,241    | 2,373     | 16,614     | 4,747                              | 2,373    | 0                        | 2,373     | 0             | 0                 | 2,373        | 0           | 9,494       | 26,108     |
| 651                      | 104      | 22,150    | 872,707   | 894,856    | 135,356                            | 150,396  | 165,436                  | 101,517   | 0             | 11,280            | 112,797      | 11,280      | 563,985     | 1,458,842  |
| 688                      |          |           |           |            |                                    |          | <i>station not towed</i> |           |               |                   |              |             |             |            |
| 725                      | 121      | 4,997     | 4,997     | 9,993      | 0                                  | 4,997    | 14,990                   | 0         | 0             | 0                 | 0            | 0           | 19,987      | 29,980     |
| 726                      | 120      | 480,696   | 0         | 480,696    | 562,415                            | 24,035   | 14,421                   | 0         | 0             | 0                 | 0            | 0           | 600,870     | 1,081,566  |
| 727                      | 117      | 1,870,695 | 37,792    | 1,908,487  | 1,410,680                          | 149,885  | 123,434                  | 88,167    | 0             | 0                 | 88,167       | 0           | 1,772,167   | 3,680,654  |
| 728                      | 116      | 150,926   | 462,516   | 613,442    | 384,619                            | 73,029   | 68,160                   | 63,292    | 0             | 0                 | 63,292       | 0           | 589,099     | 1,202,542  |
| 729                      | 114      | 203,035   | 349,671   | 552,705    | 139,116                            | 52,639   | 75,198                   | 90,238    | 3,760         | 7,520             | 101,518      | 11,280      | 368,470     | 921,176    |
| 759                      | 119      | 799,474   | 19,987    | 819,461    | 849,441                            | 4,997    | 14,990                   | 0         | 0             | 0                 | 0            | 0           | 869,428     | 1,688,888  |
| 760                      | 118      | 69,028    | 3,382,371 | 3,451,399  | 66,552                             | 97,269   | 184,299                  | 552,897   | 5,119         | 117,747           | 675,763      | 122,866     | 1,023,883   | 4,475,282  |
| 761                      | 115      | 38,154    | 1,495,641 | 1,533,795  | 103,568                            | 49,318   | 54,250                   | 108,500   | 0             | 4,932             | 113,432      | 4,932       | 320,568     | 1,854,364  |
| untowed station estimate |          | 453,141   | 475,595   | 928,735    | 458,571                            | 44,680   | 52,265                   | 78,888    | 633           | 11,229            | 90,750       | 11,862      | 646,266     | 1,575,000  |
| Total                    |          | 9,462,516 | 7,277,744 | 16,740,259 | 9,146,805                          | 888,751  | 818,192                  | 1,313,485 | 12,773        | 180,853           | 1,507,111    | 193,626     | 12,360,859  | 29,101,118 |
| Southwest Section        |          |           |           |            |                                    |          |                          |           |               |                   |              |             |             |            |
| ALA                      | 138      | 193       | 0         | 193        | 0                                  | 0        | 0                        | 0         | 0             | 0                 | 0            | 0           | 0           | 193        |
| ALBX                     | 131      | 0         | 0         | 0          | 0                                  | 0        | 0                        | 0         | 0             | 0                 | 0            | 0           | 0           | 0          |

-continued-

Appendix D1.–Page 5 of 7.

| Station            | Haul no. | Females  |         |           | Number sublegal males by size (CW) |          |           |         | Recruit males | Postrecruit males | Mature males | Legal males | Total males | Total crab |
|--------------------|----------|----------|---------|-----------|------------------------------------|----------|-----------|---------|---------------|-------------------|--------------|-------------|-------------|------------|
|                    |          | Juvenile | Mature  | Total     | <70 mm                             | 70–91 mm | 92–114 mm | >114 mm |               |                   |              |             |             |            |
| ALCA               | 124      | 2,769    | 462     | 3,231     | 1,846                              | 0        | 0         | 3,231   | 0             | 4,154             | 7,385        | 4,154       | 9,231       | 12,462     |
| ALD                | 122      | 26,861   | 18,860  | 45,720    | 16,574                             | 1,715    | 12,573    | 8,001   | 1,715         | 6,859             | 16,575       | 8,573       | 47,435      | 93,155     |
| ALF                | 123      | 2,373    | 3,560   | 5,934     | 1,187                              | 0        | 0         | 1,187   | 0             | 1,187             | 2,374        | 1,187       | 3,560       | 9,494      |
| ALG                | 146      | 13,215   | 3,304   | 16,519    | 19,823                             | 0        | 0         | 1,101   | 0             | 2,203             | 3,304        | 2,203       | 23,127      | 39,646     |
| ALH                | 145      | 12,981   | 927     | 13,908    | 12,053                             | 0        | 0         | 4,636   | 0             | 6,491             | 11,127       | 6,490       | 23,180      | 37,087     |
| ALI                | 144      | 11,191   | 44,762  | 55,953    | 9,400                              | 1,175    | 10,575    | 39,950  | 3,525         | 170,377           | 213,852      | 173,902     | 235,003     | 290,956    |
| ALJ                | 148      | 177,074  | 14,357  | 191,432   | 48,528                             | 109,188  | 86,272    | 16,176  | 0             | 12,132            | 28,308       | 12,132      | 272,295     | 463,726    |
| ALK                | 149      | 11,393   | 760     | 12,152    | 2,279                              | 3,798    | 9,114     | 16,709  | 0             | 3,798             | 20,507       | 3,798       | 35,697      | 47,849     |
| ALL                | 143      | 18,459   | 51,684  | 70,143    | 10,152                             | 13,844   | 46,608    | 10,614  | 0             | 9,690             | 20,304       | 9,691       | 90,909      | 161,052    |
| ALM                | 147      | 31,630   | 0       | 31,630    | 29,822                             | 1,807    | 3,615     | 3,615   | 0             | 3,615             | 7,230        | 3,615       | 42,474      | 74,104     |
| ALO                | 142      | 57,255   | 3,817   | 61,072    | 50,575                             | 49,621   | 9,542     | 10,497  | 0             | 20,039            | 30,536       | 20,039      | 140,274     | 201,345    |
| ALP                | 141      | 57,822   | 3,098   | 60,920    | 39,236                             | 27,878   | 3,098     | 6,195   | 0             | 2,065             | 8,260        | 2,065       | 78,473      | 139,392    |
| ALQ                | 140      | 89,716   | 7,975   | 97,691    | 73,766                             | 76,757   | 24,921    | 6,978   | 0             | 5,981             | 12,959       | 5,981       | 188,403     | 286,094    |
| ALR                | 139      | 174,685  | 18,228  | 192,913   | 63,798                             | 53,165   | 22,785    | 3,798   | 760           | 4,557             | 9,115        | 5,317       | 148,862     | 341,775    |
| 645B               | 135      | 31,880   | 0       | 31,880    | 28,130                             | 0        | 0         | 11,252  | 0             | 16,878            | 28,130       | 16,878      | 56,259      | 88,140     |
| 646A               | 134      | 4,615    | 0       | 4,615     | 16,923                             | 0        | 0         | 0       | 0             | 0                 | 0            | 0           | 16,923      | 21,539     |
| 646B               | 133      | 12,717   | 0       | 12,717    | 24,587                             | 0        | 848       | 1,696   | 0             | 0                 | 1,696        | 0           | 27,130      | 39,847     |
| 646C               | 136      | 59,342   | 0       | 59,342    | 46,511                             | 0        | 6,415     | 60,945  | 0             | 94,626            | 155,571      | 94,626      | 208,498     | 267,839    |
| 646D               | 132      | 10,348   | 0       | 10,348    | 4,139                              | 0        | 0         | 0       | 0             | 0                 | 0            | 0           | 4,139       | 14,487     |
| 682B               | 137      | 20,724   | 0       | 20,724    | 17,067                             | 0        | 2,438     | 4,876   | 0             | 10,971            | 15,847       | 10,971      | 35,352      | 56,076     |
| 683A               | 130      | 3,786    | 0       | 3,786     | 7,572                              | 0        | 0         | 1,262   | 0             | 2,524             | 3,786        | 2,524       | 11,357      | 15,143     |
| 683B               | 129      | 15,443   | 1,188   | 16,631    | 13,067                             | 1,188    | 0         | 3,564   | 0             | 1,188             | 4,752        | 1,188       | 19,007      | 35,638     |
| 683D               | 128      | 6,230    | 0       | 6,230     | 4,153                              | 0        | 0         | 0       | 0             | 0                 | 0            | 0           | 4,153       | 10,383     |
| 684A               | 126      | 0        | 0       | 0         | 0                                  | 0        | 0         | 0       | 0             | 0                 | 0            | 0           | 0           | 0          |
| 684B               | 125      | 9,114    | 7,405   | 16,519    | 7,975                              | 0        | 1,139     | 2,848   | 0             | 570               | 3,418        | 570         | 12,532      | 29,051     |
| 684C               | 127      | 0        | 0       | 0         | 0                                  | 0        | 1,480     | 986     | 0             | 1,973             | 2,959        | 1,973       | 4,439       | 4,439      |
| all stations towed |          |          |         |           |                                    |          |           |         |               |                   |              |             |             |            |
| Total              |          | 861,814  | 180,387 | 1,042,201 | 549,163                            | 340,135  | 241,423   | 220,116 | 5,999         | 381,875           | 607,990      | 387,874     | 1,738,712   | 2,780,912  |
| Westside Section   |          |          |         |           |                                    |          |           |         |               |                   |              |             |             |            |
| KUF                | 308      | 17,163   | 9,086   | 26,250    | 20,192                             | 0        | 0         | 0       | 0             | 0                 | 0            | 0           | 20,192      | 46,442     |
| KUG                | 311      | 0        | 1,367   | 1,367     | 684                                | 1,367    | 684       | 684     | 0             | 0                 | 684          | 0           | 3,418       | 4,785      |
| KUI                | 312      | 9,755    | 25,249  | 35,005    | 4,017                              | 4,878    | 1,435     | 287     | 0             | 0                 | 287          | 0           | 10,616      | 45,621     |
| KUJ                | 310      | 5,211    | 26,056  | 31,267    | 5,211                              | 15,634   | 10,422    | 12,656  | 0             | 0                 | 12,656       | 0           | 43,923      | 75,191     |

-continued-

154

Appendix D1.–Page 6 of 7.

| Station                  | Haul no. | Females  |           |           | Number sublegal males by size (CW) |          |           |         | Recruit males | Postrecruit males | Mature males | Legal males | Total males | Total crab |
|--------------------------|----------|----------|-----------|-----------|------------------------------------|----------|-----------|---------|---------------|-------------------|--------------|-------------|-------------|------------|
|                          |          | Juvenile | Mature    | Total     | <70 mm                             | 70–91 mm | 92–114 mm | >114 mm |               |                   |              |             |             |            |
| KUK                      | 313      | 3,486    | 237,081   | 240,568   | 3,663                              | 15,264   | 36,635    | 30,529  | 0             | 0                 | 30,529       | 0           | 86,092      | 326,659    |
| KULA                     | 314      | 11,166   | 39,750    | 50,916    | 3,128                              | 23,237   | 27,258    | 31,280  | 447           | 1,787             | 33,514       | 2,234       | 87,137      | 138,053    |
| KULB                     | 315      | 840      | 1,080     | 1,920     | 840                                | 0        | 0         | 0       | 0             | 0                 | 0            | 0           | 840         | 2,760      |
| KUM                      | 309      | 0        | 0         | 0         | 1,367                              | 0        | 0         | 0       | 0             | 0                 | 0            | 0           | 1,367       | 1,367      |
| KUYA                     | 317      | 0        | 0         | 0         | 0                                  | 192      | 0         | 0       | 0             | 0                 | 0            | 0           | 192         | 192        |
| KUYB                     | 316      | 0        | 0         | 0         | 0                                  | 0        | 0         | 0       | 0             | 0                 | 0            | 0           | 0           | 0          |
| MAA                      | 350      | 2,332    | 26,581    | 28,913    | 4,663                              | 466      | 3,731     | 933     | 0             | 0                 | 933          | 0           | 9,793       | 38,706     |
| PMA                      | 349      | 189,149  | 147,669   | 336,818   | 66,677                             | 159,445  | 60,879    | 1,449   | 0             | 0                 | 1,449        | 0           | 288,450     | 625,268    |
| RAA                      | 351      | 3,041    | 305,651   | 308,693   | 0                                  | 14,257   | 45,365    | 41,476  | 0             | 3,888             | 45,364       | 3,888       | 104,987     | 413,680    |
| KUNX                     | 318      | 16,328   | 23,052    | 39,380    | 8,164                              | 49,946   | 31,696    | 5,283   | 0             | 480               | 5,763        | 480         | 95,570      | 134,950    |
| KUP                      | 319      | 3,102    | 145,017   | 148,118   | 0                                  | 35,673   | 27,142    | 21,714  | 0             | 0                 | 21,714       | 0           | 84,528      | 232,647    |
| KUQ                      | 320      | 30,076   | 146,735   | 176,812   | 12,760                             | 47,393   | 25,519    | 16,405  | 0             | 0                 | 16,405       | 0           | 102,077     | 278,888    |
| KUS                      | 352      | 3,897    | 126,249   | 130,145   | 3,117                              | 27,276   | 24,159    | 9,352   | 0             | 0                 | 9,352        | 0           | 63,904      | 194,049    |
| KUT                      | 353      | 6,068    | 128,782   | 134,851   | 6,616                              | 50,721   | 71,304    | 18,377  | 0             | 735               | 19,112       | 735         | 147,753     | 282,604    |
| KUU                      | 358      | 7,749    | 213,662   | 221,411   | 8,434                              | 114,709  | 43,016    | 4,217   | 0             | 0                 | 4,217        | 0           | 170,377     | 391,788    |
| KUV                      | 355      | 684      | 0         | 684       | 911                                | 228      | 0         | 0       | 0             | 0                 | 0            | 0           | 1,139       | 1,823      |
| KUW                      | 354      | 0        | 0         | 0         | 0                                  | 0        | 0         | 0       | 0             | 0                 | 0            | 0           | 0           | 0          |
| KUXA                     | 356      | 5,737    | 70,755    | 76,492    | 8,384                              | 100,613  | 71,268    | 27,249  | 2,096         | 0                 | 29,345       | 2,096       | 209,611     | 286,103    |
| KUXB                     | 357      | 1,828    | 406       | 2,234     | 2,843                              | 1,422    | 1,422     | 812     | 0             | 0                 | 812          | 0           | 6,499       | 8,733      |
| UYBX                     | 359      | 5,005    | 1,251     | 6,256     | 17,516                             | 0        | 1,251     | 0       | 0             | 0                 | 0            | 0           | 18,768      | 25,024     |
| UYEX                     | 360      | 156,360  | 113,404   | 269,765   | 176,979                            | 49,829   | 5,155     | 1,718   | 0             | 1,718             | 3,436        | 1,718       | 235,400     | 505,164    |
| UYFX                     | 368      | 37,237   | 430,559   | 467,796   | 27,938                             | 114,857  | 135,034   | 43,459  | 0             | 0                 | 43,459       | 0           | 321,288     | 789,085    |
| UYHX                     | 367      | 21,106   | 0         | 21,106    | 18,708                             | 5,277    | 1,199     | 240     | 0             | 0                 | 240          | 0           | 25,423      | 46,529     |
| UYKX                     | 366      | 19,836   | 0         | 19,836    | 27,894                             | 620      | 0         | 0       | 0             | 0                 | 0            | 0           | 28,514      | 48,350     |
| UYMX                     | 364      | 45,503   | 146,088   | 191,591   | 49,095                             | 22,751   | 13,172    | 2,395   | 0             | 0                 | 2,395        | 0           | 87,414      | 279,005    |
| UYO                      | 365      | 0        | 0         | 0         | 0                                  | 0        | 0         | 0       | 0             | 0                 | 0            | 0           | 0           | 0          |
| UYQX                     | 363      | 7,867    | 84,683    | 92,550    | 2,487                              | 29,013   | 84,554    | 49,737  | 1,658         | 1,658             | 53,053       | 3,316       | 169,107     | 261,657    |
| UYSS                     | 362      | 0        | 0         | 0         | 0                                  | 0        | 0         | 0       | 0             | 0                 | 0            | 0           | 0           | 0          |
| UYT                      | 361      | 518      | 691       | 1,209     | 345                                | 0        | 173       | 0       | 0             | 0                 | 0            | 0           | 518         | 1,727      |
| KUD                      |          |          |           |           |                                    |          |           |         |               |                   |              |             |             |            |
| untowed station estimate |          | 39,357   | 125,031   | 164,388   | 41,907                             | 30,477   | 32,112    | 15,599  | 198           | 491               | 16,288       | 689         | 120,784     | 285,172    |
| Total                    |          | 650,403  | 2,575,936 | 3,226,339 | 524,544                            | 915,545  | 754,583   | 335,852 | 4,399         | 10,758            | 351,009      | 15,157      | 2,545,681   | 5,772,020  |

-continued-

Appendix D1.–Page 7 of 7.

| Station                | Haul no. | Females    |            |            | Number sublegal males by size (CW) |           |           |           | Recruit males | Postrecruit males | Mature males | Legal males | Total males | Total crab |
|------------------------|----------|------------|------------|------------|------------------------------------|-----------|-----------|-----------|---------------|-------------------|--------------|-------------|-------------|------------|
|                        |          | Juvenile   | Mature     | Total      | <70 mm                             | 70–91 mm  | 92–114 mm | >114 mm   |               |                   |              |             |             |            |
| North Mainland Section |          |            |            |            |                                    |           |           |           |               |                   |              |             |             |            |
| 171A                   | 328      | 86,642     | 8,514      | 95,156     | 74,469                             | 310,828   | 262,261   | 0         | 0             | 0                 | 0            | 0           | 647,559     | 742,714    |
| 171C                   | 343      | 125,586    | 105,178    | 230,765    | 45,274                             | 674,087   | 276,677   | 10,061    | 0             | 5,030             | 15,091       | 5,030       | 1,011,130   | 1,241,895  |
| 171D                   | 344      | 1,254      | 0          | 1,254      | 1,254                              | 8,780     | 2,509     | 0         | 0             | 0                 | 0            | 0           | 12,543      | 13,797     |
| 2                      | 335      | 147,806    | 0          | 147,806    | 185,705                            | 0         | 0         | 3,790     | 0             | 0                 | 3,790        | 0           | 189,495     | 337,302    |
| 3                      | 336      | 109,928    | 4,997      | 114,924    | 54,964                             | 0         | 0         | 14,990    | 0             | 0                 | 14,990       | 0           | 69,954      | 184,878    |
| 31                     | 337      | 29,261     | 0          | 29,261     | 39,014                             | 0         | 9,754     | 19,507    | 0             | 0                 | 19,507       | 0           | 68,275      | 97,536     |
| 60                     | 334      | 26,319     | 0          | 26,319     | 60,158                             | 0         | 0         | 0         | 0             | 0                 | 0            | 0           | 60,158      | 86,478     |
| 61                     | 338      | 114,924    | 0          | 114,924    | 109,928                            | 34,977    | 0         | 9,993     | 0             | 0                 | 9,993        | 0           | 154,898     | 269,822    |
| 90                     | 339      | 37,415     | 0          | 37,415     | 28,062                             | 9,354     | 0         | 0         | 0             | 0                 | 0            | 0           | 37,415      | 74,831     |
| 91                     | 333      | 38,456     | 0          | 38,456     | 28,842                             | 0         | 0         | 0         | 0             | 0                 | 0            | 0           | 28,842      | 67,297     |
| 117                    | 342      | 25,718     | 0          | 25,718     | 25,718                             | 0         | 0         | 0         | 0             | 0                 | 0            | 0           | 25,718      | 51,435     |
| 118                    | 341      | 26,319     | 0          | 26,319     | 22,559                             | 0         | 0         | 0         | 0             | 0                 | 0            | 0           | 22,559      | 48,879     |
| 119                    | 340      | 34,977     | 0          | 34,977     | 29,980                             | 0         | 0         | 4,997     | 0             | 9,993             | 14,990       | 9,993       | 44,970      | 79,947     |
| 120                    | 332      | 307,598    | 11,393     | 318,990    | 326,585                            | 0         | 0         | 0         | 0             | 0                 | 0            | 0           | 326,585     | 645,575    |
| 121                    | 331      | 417,725    | 159,495    | 577,220    | 467,093                            | 30,380    | 3,798     | 0         | 0             | 0                 | 0            | 0           | 501,270     | 1,078,490  |
| 144                    | 345      | 2,689      | 2,689      | 5,377      | 5,377                              | 0         | 0         | 0         | 0             | 0                 | 0            | 0           | 5,377       | 10,755     |
| 145                    | 346      | 75,950     | 0          | 75,950     | 83,545                             | 3,798     | 11,393    | 0         | 0             | 0                 | 0            | 0           | 98,735      | 174,685    |
| 146                    | 329      | 14,707     | 1,004,992  | 1,019,699  | 21,097                             | 31,646    | 38,678    | 52,743    | 0             | 7,032             | 59,775       | 7,032       | 151,197     | 1,170,896  |
| 147                    | 330      | 154,156    | 255,673    | 409,829    | 184,235                            | 7,520     | 7,520     | 0         | 0             | 0                 | 0            | 0           | 199,275     | 609,104    |
| 172                    | 327      | 112,367    | 1,257,110  | 1,369,478  | 48,785                             | 219,535   | 195,142   | 3,485     | 0             | 10,454            | 13,939       | 10,454      | 477,401     | 1,846,878  |
| 173                    | 347      | 125,318    | 489,878    | 615,195    | 231,648                            | 79,748    | 53,165    | 7,595     | 0             | 0                 | 7,595        | 0           | 372,155     | 987,350    |
| 174                    | 348      | 34,178     | 296,205    | 330,383    | 30,380                             | 30,380    | 26,583    | 15,190    | 0             | 0                 | 15,190       | 0           | 102,533     | 432,915    |
| 198                    | 326      | 165,436    | 428,629    | 594,064    | 548,946                            | 116,557   | 48,879    | 11,280    | 0             | 0                 | 11,280       | 0           | 725,661     | 1,319,725  |
| 199                    | 325      | 34,178     | 489,878    | 524,055    | 239,243                            | 132,913   | 68,355    | 0         | 0             | 0                 | 0            | 0           | 440,510     | 964,565    |
| 200                    | 324      | 11,280     | 281,993    | 293,272    | 184,235                            | 191,755   | 101,517   | 7,520     | 0             | 11,280            | 18,800       | 11,280      | 496,307     | 789,579    |
| 222                    | 321      | 118,482    | 1,508,676  | 1,627,159  | 461,638                            | 63,989    | 77,701    | 4,571     | 0             | 0                 | 4,571        | 0           | 607,899     | 2,235,058  |
| 223                    | 322      | 144,195    | 850,750    | 994,945    | 527,853                            | 212,660   | 87,343    | 15,190    | 0             | 0                 | 15,190       | 0           | 843,045     | 1,837,990  |
| 224                    | 323      | 25,078     | 583,955    | 609,033    | 311,682                            | 243,613   | 107,476   | 25,078    | 0             | 0                 | 25,078       | 0           | 687,849     | 1,296,882  |
| all stations towed     |          |            |            |            |                                    |           |           |           |               |                   |              |             |             |            |
| Total                  |          | 2,547,940  | 7,740,004  | 10,287,944 | 4,378,268                          | 2,402,518 | 1,378,750 | 205,989   | 0             | 43,790            | 249,779      | 43,790      | 8,409,315   | 18,697,259 |
| Kodiak District        |          |            |            |            |                                    |           |           |           |               |                   |              |             |             |            |
| Total                  |          | 23,244,318 | 20,715,146 | 43,961,399 | 26,039,917                         | 6,634,544 | 3,793,706 | 3,450,404 | 23,171        | 1,273,809         | 4,747,384    | 1,296,980   | 41,215,552  | 85,176,951 |

Note: CW = carapace width.

Appendix D2.—Tanner crab abundance estimates in the Chignik District by station and sampling locale, 2025.

| Station            | Haul no. | Females  |         |           | Number sublegal males by size (CW) |          |           |         | Recruit males | Postrecruit males | Mature males | Legal males | Total males | Total crab |
|--------------------|----------|----------|---------|-----------|------------------------------------|----------|-----------|---------|---------------|-------------------|--------------|-------------|-------------|------------|
|                    |          | Juvenile | Mature  | Total     | <70 mm                             | 70–91 mm | 92–114 mm | >114 mm |               |                   |              |             |             |            |
| Ivanof Bay         |          |          |         |           |                                    |          |           |         |               |                   |              |             |             |            |
| 4000X              | 192      | 43,440   | 251     | 43,691    | 9,793                              | 26,114   | 9,542     | 753     | 251           | 0                 | 1,004        | 251         | 46,454      | 90,145     |
| 4000Y              | 193      | 11,879   | 0       | 11,879    | 12,577                             | 0        | 5,590     | 5,590   | 1,397         | 0                 | 6,987        | 1,397       | 25,155      | 37,033     |
| 4007               | 194      | 57,737   | 0       | 57,737    | 41,241                             | 0        | 1,650     | 0       | 0             | 0                 | 0            | 0           | 42,890      | 100,628    |
| 4008               | 195      | 146,246  | 250,990 | 397,237   | 103,105                            | 31,171   | 194,221   | 134,276 | 14,387        | 4,796             | 153,459      | 19,182      | 481,956     | 879,193    |
| 4900X              | 191      | 11,663   | 0       | 11,663    | 15,550                             | 2,333    | 0         | 0       | 0             | 0                 | 0            | 0           | 17,883      | 29,546     |
| 4915               | 190      | 44,758   | 44,758  | 89,516    | 23,341                             | 353,453  | 280,095   | 10,003  | 0             | 0                 | 10,003       | 0           | 666,892     | 756,408    |
| Total              |          | 315,723  | 295,999 | 611,723   | 205,607                            | 413,071  | 491,098   | 150,622 | 16,035        | 4,796             | 171,453      | 20,830      | 1,281,230   | 1,892,953  |
| Mitrofanina Island |          |          |         |           |                                    |          |           |         |               |                   |              |             |             |            |
| 4024               | 189      | 118,682  | 166,660 | 285,342   | 45,453                             | 191,911  | 113,632   | 17,676  | 0             | 5,050             | 22,726       | 5,050       | 373,722     | 659,064    |
| 4025               | 188      | 36,740   | 305,523 | 342,263   | 19,337                             | 9,668    | 23,204    | 9,668   | 0             | 1,934             | 11,602       | 1,934       | 63,812      | 406,074    |
| 4026               | 187      | 3,913    | 0       | 3,913     | 5,869                              | 0        | 0         | 5,869   | 0             | 0                 | 5,869        | 0           | 11,738      | 15,650     |
| 4035               | 182      | 38,983   | 28,587  | 67,570    | 57,175                             | 57,175   | 70,169    | 101,355 | 0             | 23,390            | 124,745      | 23,390      | 309,262     | 376,832    |
| 4036               | 183      | 48,348   | 2,844   | 51,192    | 73,944                             | 5,688    | 5,688     | 0       | 0             | 0                 | 0            | 0           | 85,320      | 136,511    |
| 4037               | 184      | 11,602   | 3,867   | 15,469    | 11,602                             | 0        | 3,867     | 3,867   | 0             | 1,934             | 5,801        | 1,934       | 21,271      | 36,740     |
| 4038A              | 186      | 9,684    | 0       | 9,684     | 11,620                             | 3,873    | 0         | 5,810   | 0             | 0                 | 5,810        | 0           | 21,304      | 30,988     |
| 4038B              | 185      | 5,810    | 1,937   | 7,747     | 11,620                             | 0        | 0         | 1,937   | 0             | 0                 | 1,937        | 0           | 13,557      | 21,304     |
| 4048               | 177      | 40,521   | 25,715  | 66,236    | 7,792                              | 23,377   | 41,300    | 14,806  | 12,468        | 1,558             | 28,832       | 14,026      | 101,302     | 167,538    |
| 4049               | 181      | 180,511  | 7,521   | 188,033   | 203,075                            | 0        | 10,028    | 12,536  | 0             | 5,014             | 17,550       | 5,014       | 230,653     | 418,686    |
| 4050A              | 180      | 16,056   | 3,441   | 19,496    | 22,937                             | 0        | 0         | 3,441   | 0             | 2,294             | 5,735        | 2,294       | 28,671      | 48,167     |
| 4050B              | 175      | 13,313   | 1,902   | 15,214    | 19,018                             | 3,804    | 0         | 0       | 0             | 0                 | 0            | 0           | 22,821      | 38,036     |
| 4063               | 176      | 142,733  | 13,522  | 156,255   | 142,192                            | 276,768  | 60,940    | 22,852  | 2,539         | 2,539             | 27,930       | 5,078       | 507,830     | 664,086    |
| 4064               | 178      | 6,768    | 109,977 | 116,745   | 6,768                              | 5,076    | 28,763    | 108,285 | 11,844        | 164,120           | 284,249      | 175,963     | 324,855     | 441,600    |
| 4065               | 179      | 7,159    | 0       | 7,159     | 7,159                              | 3,580    | 7,159     | 7,159   | 0             | 0                 | 7,159        | 0           | 25,057      | 32,217     |
| 4066A              | 174      | 11,575   | 27,008  | 38,583    | 9,646                              | 25,079   | 3,858     | 0       | 0             | 0                 | 0            | 0           | 38,583      | 77,165     |
| 4066B              | 173      | 46,299   | 23,150  | 69,449    | 23,150                             | 19,291   | 5,787     | 7,717   | 0             | 3,858             | 11,575       | 3,858       | 59,803      | 129,252    |
| Total              |          | 738,697  | 721,654 | 1,460,350 | 678,357                            | 625,290  | 374,395   | 322,978 | 26,851        | 211,691           | 561,520      | 238,541     | 2,239,561   | 3,699,910  |

-continued-

Appendix D2.–Page 2 of 2.

| Station                | Haul no. | Females   |           |           | Number sublegal males by size (CW) |           |           |           | Recruit males | Postrecruit males | Mature males | Legal males | Total males | Total crab |
|------------------------|----------|-----------|-----------|-----------|------------------------------------|-----------|-----------|-----------|---------------|-------------------|--------------|-------------|-------------|------------|
|                        |          | Juvenile  | Mature    | Total     | <70 mm                             | 70–91 mm  | 92–114 mm | >114 mm   |               |                   |              |             |             |            |
| Chignik Bay            |          |           |           |           |                                    |           |           |           |               |                   |              |             |             |            |
| 4256                   | 164      | 129,343   | 995       | 130,338   | 126,358                            | 2,985     | 1,990     | 1,990     | 0             | 0                 | 1,990        | 0           | 133,323     | 263,660    |
| 4262                   | 171      | 40,316    | 18,207    | 58,523    | 46,818                             | 3,902     | 15,606    | 28,611    | 3,902         | 1,301             | 33,814       | 5,202       | 100,140     | 158,663    |
| 4264                   | 167      | 125,393   | 19,025    | 144,418   | 40,206                             | 88,659    | 60,824    | 18,557    | 0             | 1,031             | 19,588       | 1,031       | 209,276     | 353,694    |
| 4265                   | 166      | 1,170,960 | 0         | 1,170,960 | 1,190,036                          | 24,664    | 6,166     | 6,166     | 0             | 0                 | 6,166        | 0           | 1,227,032   | 2,397,992  |
| 4266                   | 163      | 101,511   | 8,603     | 110,114   | 86,027                             | 1,721     | 5,162     | 6,022     | 860           | 0                 | 6,882        | 860         | 99,791      | 209,905    |
| 4267                   | 172      | 70,051    | 0         | 70,051    | 66,364                             | 0         | 0         | 922       | 0             | 0                 | 922          | 0           | 67,286      | 137,337    |
| 4270                   | 169      | 102,752   | 1,188,067 | 1,290,819 | 4,668                              | 200,722   | 396,777   | 200,722   | 23,340        | 107,363           | 331,425      | 130,703     | 933,592     | 2,224,412  |
| 4271                   | 168      | 34,121    | 63,855    | 97,975    | 8,248                              | 34,642    | 68,460    | 37,942    | 13,197        | 2,474             | 53,613       | 15,672      | 164,963     | 262,939    |
| 4272                   | 157      | 25,122    | 0         | 25,122    | 29,309                             | 0         | 0         | 1,396     | 1,396         | 0                 | 2,792        | 1,396       | 32,101      | 57,223     |
| 4274                   | 162      | 72,378    | 7,520     | 79,898    | 95,877                             | 1,880     | 6,580     | 2,820     | 0             | 0                 | 2,820        | 0           | 107,157     | 187,055    |
| 4277                   | 158      | 55,280    | 52,877    | 108,157   | 33,649                             | 14,421    | 21,631    | 13,219    | 1,202         | 3,605             | 18,026       | 4,807       | 87,727      | 195,884    |
| 4278                   | 161      | 38,539    | 22,559    | 61,098    | 21,619                             | 73,318    | 40,419    | 14,100    | 0             | 1,880             | 15,980       | 1,880       | 151,336     | 212,434    |
| 4282                   | 159      | 283,176   | 45,308    | 328,484   | 319,377                            | 47,450    | 9,125     | 0         | 0             | 0                 | 0            | 0           | 375,952     | 704,436    |
| 4286                   | 160      | 204,915   | 0         | 204,915   | 415,750                            | 6,299     | 0         | 0         | 0             | 0                 | 0            | 0           | 422,049     | 626,963    |
| 4287                   | 156      | 198,478   | 2,497     | 200,974   | 198,478                            | 6,241     | 2,497     | 0         | 0             | 0                 | 0            | 0           | 207,216     | 408,190    |
| 4312                   | 170      | 0         | 311,576   | 311,576   | 6,057                              | 6,057     | 127,193   | 207,950   | 50,473        | 6,057             | 264,480      | 56,530      | 403,787     | 715,362    |
| 4964                   | 165      | 37,394    | 4,570     | 41,965    | 26,176                             | 7,479     | 15,789    | 13,711    | 1,246         | 415               | 15,372       | 1,662       | 64,817      | 106,781    |
| Total                  |          | 2,689,729 | 1,745,659 | 4,435,387 | 2,715,017                          | 520,440   | 778,219   | 554,128   | 95,616        | 124,126           | 773,870      | 219,743     | 4,787,545   | 9,222,930  |
| Kujulik Bay            |          |           |           |           |                                    |           |           |           |               |                   |              |             |             |            |
| 4290                   | 150      | 0         | 0         | 0         | 0                                  | 0         | 0         | 0         | 0             | 0                 | 0            | 0           | 0           | 0          |
| 4296                   | 151      | 163,547   | 2,491     | 166,037   | 122,943                            | 34,248    | 10,538    | 12,294    | 0             | 0                 | 12,294       | 0           | 180,024     | 346,061    |
| 4298                   | 152      | 14,997    | 0         | 14,997    | 19,997                             | 0         | 0         | 0         | 0             | 0                 | 0            | 0           | 19,997      | 34,994     |
| 4301                   | 153      | 2,815     | 0         | 2,815     | 4,692                              | 0         | 0         | 0         | 0             | 0                 | 0            | 0           | 4,692       | 7,508      |
| 4302                   | 154      | 20,764    | 0         | 20,764    | 30,347                             | 799       | 0         | 0         | 0             | 0                 | 0            | 0           | 31,146      | 51,909     |
| 4308                   | 155      | 39,855    | 752       | 40,607    | 38,351                             | 0         | 0         | 752       | 0             | 0                 | 752          | 0           | 39,103      | 79,710     |
| Total                  |          | 241,978   | 3,243     | 245,220   | 216,330                            | 35,047    | 10,538    | 13,046    | 0             | 0                 | 13,046       | 0           | 274,962     | 520,182    |
| Chignik District Total |          | 3,986,125 | 2,766,554 | 6,752,679 | 3,815,312                          | 1,593,848 | 1,654,249 | 1,040,774 | 138,502       | 340,613           | 1,519,888    | 479,115     | 8,583,297   | 15,335,976 |

Note: CW = carapace width.

Appendix D3.—Tanner crab abundance estimates in the South Peninsula District by station, sampling locale, and section, 2025.

| Station                | Haul no. | Females   |           |           | Number sublegal males by size (CW) |          |           |         | Recruit males | Postrecruit males | Mature males | Legal males | Total males | Total crab |
|------------------------|----------|-----------|-----------|-----------|------------------------------------|----------|-----------|---------|---------------|-------------------|--------------|-------------|-------------|------------|
|                        |          | Juvenile  | Mature    | Total     | <70 mm                             | 70–91 mm | 92–114 mm | >114 mm |               |                   |              |             |             |            |
| Sanak Island           |          |           |           |           |                                    |          |           |         |               |                   |              |             |             |            |
| 113                    | 274      | 75,950    | 189,875   | 265,825   | 63,292                             | 50,633   | 37,975    | 16,878  | 0             | 0                 | 16,878       | 0           | 168,778     | 434,603    |
| 125                    | 272      | 42,722    | 192,248   | 234,970   | 29,905                             | 72,627   | 64,083    | 38,450  | 0             | 0                 | 38,450       | 0           | 205,065     | 440,035    |
| 126                    | 273      | 51,038    | 89,317    | 140,356   | 29,772                             | 46,785   | 136,102   | 46,785  | 0             | 0                 | 46,785       | 0           | 259,445     | 399,801    |
| 137                    | 271      | 128,166   | 702,538   | 830,703   | 123,419                            | 218,356  | 204,116   | 52,216  | 0             | 0                 | 52,216       | 0           | 598,106     | 1,428,809  |
| 138A                   | 270      | 25,609    | 2,714,543 | 2,740,152 | 10,776                             | 32,327   | 64,653    | 48,490  | 0             | 5,388             | 53,878       | 5,388       | 161,633     | 2,901,785  |
| 138B                   | 268      | 7,769     | 5,826     | 13,595    | 102,473                            | 149,885  | 41,295    | 12,236  | 0             | 0                 | 12,236       | 0           | 305,889     | 319,484    |
| 138C                   | 269      | 18,678    | 180,555   | 199,233   | 105,842                            | 168,103  | 93,390    | 18,678  | 0             | 0                 | 18,678       | 0           | 386,014     | 585,246    |
| Total                  |          | 349,931   | 4,074,903 | 4,424,834 | 465,479                            | 738,717  | 641,614   | 233,732 | 0             | 5,388             | 239,120      | 5,388       | 2,084,929   | 6,509,763  |
| Morzhovoi Bay          |          |           |           |           |                                    |          |           |         |               |                   |              |             |             |            |
| 87AX                   | 279      | 21,313    | 106,563   | 127,875   | 8,254                              | 8,254    | 26,825    | 233,168 | 2,063         | 134,123           | 369,354      | 136,187     | 412,688     | 540,563    |
| 87D                    | 278      | 7,899     | 7,899     | 15,798    | 987                                | 987      | 4,937     | 5,924   | 0             | 2,962             | 8,886        | 2,962       | 15,798      | 31,595     |
| MOD                    | 283      | 96,953    | 18,509    | 115,463   | 52,884                             | 7,933    | 14,984    | 4,407   | 0             | 0                 | 4,407        | 0           | 80,207      | 195,670    |
| MOF                    | 284      | 128,188   | 0         | 128,188   | 132,609                            | 0        | 884       | 0       | 0             | 0                 | 0            | 0           | 133,493     | 261,681    |
| MOG                    | 285      | 231,378   | 9,641     | 241,019   | 200,192                            | 5,440    | 10,880    | 2,176   | 0             | 0                 | 2,176        | 0           | 218,688     | 459,707    |
| MOH                    | 286      | 115,782   | 0         | 115,782   | 107,511                            | 0        | 0         | 0       | 0             | 0                 | 0            | 0           | 107,511     | 223,293    |
| MOI                    | 282      | 71,704    | 0         | 71,704    | 68,369                             | 0        | 834       | 1,668   | 0             | 0                 | 1,668        | 0           | 70,870      | 142,573    |
| MOK                    | 280      | 39,364    | 21,998    | 61,362    | 34,733                             | 2,316    | 1,158     | 5,789   | 1,158         | 6,947             | 13,894       | 8,104       | 52,100      | 113,462    |
| MOL                    | 281      | 1,167,403 | 5,837     | 1,173,240 | 1,170,896                          | 0        | 0         | 0       | 0             | 0                 | 0            | 0           | 1,170,896   | 2,344,136  |
| MOOX                   | 277      | 93,554    | 386,210   | 479,763   | 47,976                             | 1,919    | 5,757     | 90,196  | 3,838         | 188,067           | 282,101      | 191,905     | 337,753     | 817,517    |
| MORX                   | 275      | 276,178   | 1,477     | 277,655   | 333,597                            | 3,530    | 8,825     | 12,355  | 0             | 3,530             | 15,885       | 3,530       | 361,838     | 639,493    |
| MOSX                   | 276      | 177,769   | 13,238    | 191,007   | 172,095                            | 0        | 0         | 1,891   | 0             | 3,782             | 5,673        | 3,782       | 177,769     | 368,775    |
| MOB                    |          |           |           |           |                                    |          |           |         |               |                   |              |             |             |            |
|                        |          |           |           |           |                                    |          |           |         |               |                   |              |             |             |            |
| Total                  |          | 2,427,484 | 571,371   | 2,998,855 | 2,330,103                          | 30,378   | 75,083    | 357,574 | 7,059         | 339,412           | 704,045      | 346,471     | 3,139,609   | 6,138,464  |
| Cold Bay/Belkofski Bay |          |           |           |           |                                    |          |           |         |               |                   |              |             |             |            |
| 156A                   | 257      | 45,149    | 70,232    | 115,382   | 22,575                             | 2,508    | 2,508     | 30,100  | 0             | 7,525             | 37,625       | 7,525       | 65,216      | 180,597    |
| 157A                   | 258      | 18,378    | 7,351     | 25,729    | 17,153                             | 1,225    | 4,901     | 29,405  | 0             | 1,225             | 30,630       | 1,225       | 53,909      | 79,638     |
| BEBX                   | 252      | 4,253     | 0         | 4,253     | 9,570                              | 0        | 0         | 0       | 0             | 0                 | 0            | 0           | 9,570       | 13,823     |
| BECX                   | 253      | 10,465    | 0         | 10,465    | 14,950                             | 0        | 0         | 0       | 0             | 0                 | 0            | 0           | 14,950      | 25,415     |
| BEE                    | 254      | 18,150    | 18,150    | 36,300    | 9,773                              | 12,565   | 2,792     | 54,449  | 0             | 54,449            | 108,898      | 54,449      | 134,029     | 170,329    |

-continued-

Appendix D3.–Page 2 of 5.

| Station                | Haul no. | Females  |         |         | Number sublegal males by size (CW) |          |           |         | Recruit males | Postrecruit males | Mature males | Legal males | Total males | Total crab |
|------------------------|----------|----------|---------|---------|------------------------------------|----------|-----------|---------|---------------|-------------------|--------------|-------------|-------------|------------|
|                        |          | Juvenile | Mature  | Total   | <70 mm                             | 70–91 mm | 92–114 mm | >114 mm |               |                   |              |             |             |            |
| BEF                    | 255      | 3,885    | 0       | 3,885   | 13,597                             | 0        | 0         | 0       | 0             | 0                 | 0            | 0           | 13,597      | 17,482     |
| BEG                    | 256      | 31,402   | 0       | 31,402  | 29,975                             | 0        | 0         | 0       | 0             | 0                 | 0            | 0           | 29,975      | 61,377     |
| COB                    | 267      | 155,480  | 1,808   | 157,288 | 247,683                            | 5,424    | 0         | 0       | 0             | 0                 | 0            | 0           | 253,107     | 410,395    |
| COC                    | 266      | 38,969   | 0       | 38,969  | 58,454                             | 1,146    | 0         | 0       | 0             | 0                 | 0            | 0           | 59,600      | 98,569     |
| COE                    | 265      | 123,678  | 0       | 123,678 | 71,049                             | 17,104   | 9,210     | 2,631   | 0             | 0                 | 2,631        | 0           | 99,995      | 223,673    |
| COF                    | 264      | 12,015   | 6,361   | 18,376  | 1,414                              | 8,481    | 9,188     | 7,068   | 1,414         | 2,828             | 11,310       | 4,241       | 30,391      | 48,766     |
| COGA                   | 263      | 34,366   | 4,539   | 38,905  | 6,484                              | 13,617   | 20,101    | 12,320  | 3,890         | 9,726             | 25,936       | 13,617      | 66,138      | 105,042    |
| COGB                   | 262      | 35,087   | 240     | 35,327  | 43,017                             | 1,202    | 481       | 0       | 0             | 0                 | 0            | 0           | 44,699      | 80,026     |
| COH                    | 261      | 57,005   | 0       | 57,005  | 58,323                             | 659      | 0         | 0       | 0             | 0                 | 0            | 0           | 58,982      | 115,986    |
| COM                    | 260      | 116,563  | 3,238   | 119,801 | 78,788                             | 3,238    | 5,396     | 3,238   | 0             | 0                 | 3,238        | 0           | 90,660      | 210,461    |
| COOX                   | 259      | 72,672   | 33,914  | 106,586 | 25,839                             | 46,833   | 32,299    | 20,994  | 0             | 3,230             | 24,224       | 3,230       | 129,195     | 235,781    |
| Total                  |          | 777,517  | 145,833 | 923,350 | 708,643                            | 114,002  | 86,876    | 160,204 | 5,304         | 78,982            | 244,491      | 84,287      | 1,154,012   | 2,077,362  |
| Pavlof Bay/Volcano Bay |          |          |         |         |                                    |          |           |         |               |                   |              |             |             |            |
| 228                    | 236      | 2,289    | 20,031  | 22,320  | 1,145                              | 572      | 9,157     | 14,308  | 0             | 5,151             | 19,459       | 5,151       | 30,332      | 52,653     |
| 245                    | 237      | 3,725    | 7,449   | 11,174  | 4,656                              | 0        | 1,862     | 2,793   | 0             | 0                 | 2,793        | 0           | 9,311       | 20,485     |
| PAEX                   | 244      | 25,133   | 0       | 25,133  | 55,292                             | 5,027    | 0         | 0       | 0             | 0                 | 0            | 0           | 60,318      | 85,451     |
| PAIX                   | 245      | 45,681   | 0       | 45,681  | 35,892                             | 3,263    | 0         | 3,263   | 0             | 0                 | 3,263        | 0           | 42,418      | 88,099     |
| PAOB                   | 248      | 103,522  | 15,388  | 118,911 | 50,362                             | 51,761   | 13,990    | 8,394   | 2,798         | 0                 | 11,192       | 2,798       | 127,304     | 246,215    |
| PAP                    | 247      | 20,865   | 2,455   | 23,320  | 11,046                             | 4,909    | 7,364     | 24,547  | 0             | 7,364             | 31,911       | 7,364       | 55,231      | 78,551     |
| PARA                   | 250      | 5,538    | 6,923   | 12,461  | 2,769                              | 5,538    | 20,768    | 23,537  | 13,845        | 2,769             | 40,151       | 16,614      | 69,227      | 81,687     |
| PARB                   | 249      | 4,447    | 183,799 | 188,246 | 0                                  | 10,376   | 17,787    | 38,539  | 5,929         | 38,538            | 83,006       | 44,468      | 111,169     | 299,415    |
| PAU                    | 251      | 194,126  | 12,753  | 206,879 | 179,956                            | 63,764   | 4,251     | 11,336  | 1,417         | 1,417             | 14,170       | 2,834       | 262,141     | 469,020    |
| PAV                    | 243      | 78,507   | 25,267  | 103,773 | 67,678                             | 18,048   | 1,805     | 8,121   | 1,805         | 8,121             | 18,047       | 9,926       | 105,578     | 209,351    |
| VOA                    | 241      | 22,464   | 6,837   | 29,302  | 35,162                             | 4,884    | 1,953     | 4,884   | 977           | 2,930             | 8,791        | 3,907       | 50,789      | 80,091     |
| VOBX                   | 242      | 108,786  | 82,067  | 190,853 | 83,975                             | 1,909    | 3,817     | 26,719  | 3,817         | 59,165            | 89,701       | 62,981      | 179,401     | 370,254    |
| VOD                    | 238      | 8,285    | 52,469  | 60,754  | 7,364                              | 3,682    | 1,841     | 47,867  | 1,841         | 81,926            | 131,634      | 83,767      | 144,521     | 205,275    |
| VOFB                   | 235      | 4,817    | 2,064   | 6,881   | 2,752                              | 0        | 688       | 1,376   | 0             | 0                 | 1,376        | 0           | 4,817       | 11,698     |
| VOG                    | 233      | 25,474   | 33,312  | 58,785  | 23,514                             | 980      | 9,798     | 28,413  | 12,737        | 17,636            | 58,786       | 30,372      | 93,077      | 151,862    |
| VOH                    | 240      | 120,142  | 33,373  | 153,515 | 116,328                            | 3,814    | 1,907     | 19,070  | 0             | 9,536             | 28,606       | 9,535       | 150,655     | 304,170    |
| VOI                    | 239      | 35,319   | 50,190  | 85,509  | 34,390                             | 929      | 8,365     | 24,166  | 4,647         | 22,306            | 51,119       | 26,954      | 94,804      | 180,313    |
| VOLX                   | 228      | 75,130   | 3,098   | 78,228  | 62,738                             | 0        | 3,098     | 3,873   | 1,549         | 0                 | 5,422        | 1,549       | 71,258      | 149,486    |
| VOM                    | 234      | 292,096  | 2,717   | 294,814 | 319,143                            | 14,655   | 0         | 0       | 0             | 0                 | 0            | 0           | 333,797     | 628,611    |

-continued-

Appendix D3.–Page 3 of 5.

| Station                            | Haul no. | Females   |         |           | Number sublegal males by size (CW) |          |           |         | Recruit males | Postrecruit males | Mature males | Legal males | Total males | Total crab |  |
|------------------------------------|----------|-----------|---------|-----------|------------------------------------|----------|-----------|---------|---------------|-------------------|--------------|-------------|-------------|------------|--|
|                                    |          | Juvenile  | Mature  | Total     | <70 mm                             | 70–91 mm | 92–114 mm | >114 mm |               |                   |              |             |             |            |  |
| VON                                | 232      | 181,255   | 17,636  | 198,890   | 102,284                            | 36,889   | 50,304    | 75,456  | 55,334        | 16,768            | 147,558      | 72,102      | 337,036     | 535,926    |  |
| VOPX                               | 229      | 59,981    | 74,324  | 134,305   | 41,726                             | 23,471   | 54,765    | 56,069  | 13,039        | 10,432            | 79,540       | 23,471      | 199,502     | 333,807    |  |
| VOQ                                | 230      | 83,168    | 4,934   | 88,102    | 84,578                             | 3,524    | 2,114     | 1,410   | 705           | 0                 | 2,115        | 705         | 92,331      | 180,433    |  |
| VOR                                | 231      | 72,049    | 0       | 72,049    | 51,464                             | 57,078   | 15,907    | 12,164  | 9,357         | 0                 | 21,521       | 9,357       | 145,970     | 218,019    |  |
| PALX                               |          |           |         |           | station not towed                  |          |           |         |               |                   |              |             |             |            |  |
| PAH                                |          |           |         |           | station not towed                  |          |           |         |               |                   |              |             |             |            |  |
| Total                              |          | 1,572,799 | 637,085 | 2,209,884 | 1,374,214                          | 315,072  | 231,541   | 436,304 | 129,797       | 284,058           | 850,159      | 413,855     | 2,770,986   | 4,980,870  |  |
| Beaver Bay/Balboa Bay/ Unga Strait |          |           |         |           |                                    |          |           |         |               |                   |              |             |             |            |  |
| 278                                | 227      | 0         | 0       | 0         | 0                                  | 0        | 3,102     | 0       | 0             | 3,102             | 3,102        | 3,102       | 6,204       | 6,204      |  |
| 311A                               | 218      | 143,871   | 6,709   | 150,580   | 135,657                            | 8,818    | 3,391     | 678     | 0             | 0                 | 678          | 0           | 148,545     | 299,124    |  |
| 311B                               | 217      | 382,591   | 0       | 382,591   | 369,420                            | 0        | 0         | 3,713   | 0             | 0                 | 3,713        | 0           | 373,133     | 755,724    |  |
| 311C                               | 216      | 147,766   | 40,215  | 187,981   | 154,816                            | 4,184    | 8,368     | 1,674   | 0             | 0                 | 1,674        | 0           | 169,042     | 357,023    |  |
| 329B                               | 214      | 23,207    | 142,406 | 165,613   | 9,932                              | 113,503  | 120,597   | 36,888  | 0             | 2,838             | 39,726       | 2,838       | 283,758     | 449,371    |  |
| 329C                               | 215      | 111,306   | 18,551  | 129,857   | 140,769                            | 10,912   | 2,182     | 1,091   | 0             | 1,091             | 2,182        | 1,091       | 156,047     | 285,904    |  |
| 348                                | 201      | 47,930    | 486,670 | 534,600   | 70,051                             | 103,233  | 62,677    | 7,374   | 0             | 0                 | 7,374        | 0           | 243,335     | 777,934    |  |
| 368A                               | 200      | 61,913    | 4,422   | 66,335    | 53,068                             | 2,211    | 2,211     | 0       | 0             | 0                 | 0            | 0           | 57,491      | 123,826    |  |
| BAA                                | 222      | 2,106     | 0       | 2,106     | 526                                | 0        | 0         | 0       | 0             | 0                 | 0            | 0           | 526         | 2,632      |  |
| BAC                                | 223      | 261,610   | 16,610  | 278,221   | 151,671                            | 195,276  | 30,334    | 3,792   | 0             | 0                 | 3,792        | 0           | 381,073     | 659,294    |  |
| BAD                                | 221      | 22,423    | 735     | 23,159    | 28,305                             | 368      | 368       | 0       | 0             | 0                 | 0            | 0           | 29,040      | 52,199     |  |
| BAE                                | 219      | 152,771   | 9,598   | 162,369   | 128,065                            | 178,617  | 25,276    | 5,055   | 0             | 0                 | 5,055        | 0           | 337,013     | 499,383    |  |
| BAF                                | 220      | 1,241     | 0       | 1,241     | 827                                | 827      | 0         | 0       | 0             | 0                 | 0            | 0           | 1,654       | 2,895      |  |
| BVA                                | 225      | 0         | 0       | 0         | 0                                  | 0        | 0         | 0       | 0             | 0                 | 0            | 0           | 0           | 0          |  |
| BVB                                | 224      | 1,236     | 0       | 1,236     | 1,236                              | 2,473    | 0         | 0       | 0             | 0                 | 0            | 0           | 3,709       | 4,946      |  |
| BVC                                | 226      | 0         | 0       | 0         | 0                                  | 0        | 827       | 0       | 0             | 0                 | 0            | 0           | 827         | 827        |  |
| Total                              |          | 1,359,970 | 725,917 | 2,085,887 | 1,244,345                          | 620,423  | 259,335   | 60,265  | 0             | 7,031             | 67,296       | 7,031       | 2,191,399   | 4,277,286  |  |

-continued-

Appendix D3.–Page 4 of 5.

| Station                        | Haul no. | Females   |           |            | Number sublegal males by size (CW) |           |           |           | Recruit males | Postrecruit males | Mature males | Legal males | Total males | Total crab |
|--------------------------------|----------|-----------|-----------|------------|------------------------------------|-----------|-----------|-----------|---------------|-------------------|--------------|-------------|-------------|------------|
|                                |          | Juvenile  | Mature    | Total      | <70 mm                             | 70–91 mm  | 92–114 mm | >114 mm   |               |                   |              |             |             |            |
| Stepovak Bay                   |          |           |           |            |                                    |           |           |           |               |                   |              |             |             |            |
| STA                            | 197      | 24,851    | 0         | 24,851     | 18,408                             | 0         | 0         | 0         | 0             | 0                 | 0            | 0           | 18,408      | 43,260     |
| STB                            | 198      | 44,668    | 0         | 44,668     | 51,285                             | 0         | 1,654     | 3,309     | 0             | 0                 | 3,309        | 0           | 56,248      | 100,916    |
| STD                            | 196      | 50,086    | 18,660    | 68,746     | 41,248                             | 3,928     | 2,946     | 5,893     | 0             | 982               | 6,875        | 982         | 54,997      | 123,743    |
| STE                            | 199      | 32,341    | 1,376     | 33,717     | 39,910                             | 0         | 2,752     | 2,064     | 0             | 0                 | 2,064        | 0           | 44,727      | 78,444     |
| Total                          |          | 151,946   | 20,036    | 171,982    | 150,851                            | 3,928     | 7,353     | 11,266    | 0             | 982               | 12,248       | 982         | 174,380     | 346,363    |
| West Nagai Strait              |          |           |           |            |                                    |           |           |           |               |                   |              |             |             |            |
| 301                            | 202      | 0         | 0         | 0          | 0                                  | 0         | 3,798     | 3,798     | 0             | 3,798             | 7,596        | 3,798       | 11,393      | 11,393     |
| 318                            | 203      | 0         | 0         | 0          | 0                                  | 0         | 0         | 0         | 0             | 0                 | 0            | 0           | 0           | 0          |
| 332B                           | 213      | 113,462   | 2,316     | 115,777    | 62,520                             | 16,209    | 11,578    | 0         | 0             | 0                 | 0            | 0           | 90,306      | 206,084    |
| 334                            | 206      | 41,359    | 3,760     | 45,119     | 22,559                             | 7,520     | 0         | 7,520     | 0             | 7,520             | 15,040       | 7,520       | 45,119      | 90,238     |
| 335                            | 205      | 7,520     | 48,879    | 56,399     | 0                                  | 120,317   | 176,715   | 146,636   | 0             | 142,876           | 289,512      | 142,876     | 586,545     | 642,943    |
| 337                            | 204      | 0         | 0         | 0          | 0                                  | 0         | 0         | 0         | 0             | 0                 | 0            | 0           | 0           | 0          |
| 353                            | 208      | 3,813     | 0         | 3,813      | 3,813                              | 7,625     | 7,625     | 3,813     | 0             | 0                 | 3,813        | 0           | 22,876      | 26,689     |
| 354                            | 207      | 11,280    | 131,597   | 142,876    | 0                                  | 139,116   | 105,277   | 18,800    | 0             | 0                 | 18,800       | 0           | 263,193     | 406,069    |
| 371                            | 212      | 3,334     | 3,334     | 6,669      | 3,334                              | 3,334     | 3,334     | 3,334     | 0             | 3,334             | 6,668        | 3,334       | 16,671      | 23,340     |
| 373A                           | 209      | 0         | 0         | 0          | 1,241                              | 0         | 0         | 0         | 0             | 0                 | 0            | 0           | 1,241       | 1,241      |
| 373B                           | 210      | 29,068    | 99,920    | 128,987    | 4,542                              | 14,534    | 42,693    | 64,494    | 20,892        | 9,992             | 95,378       | 30,884      | 157,147     | 286,134    |
| 393                            | 211      | 223,956   | 145,783   | 369,738    | 2,981                              | 301,073   | 187,798   | 86,447    | 5,962         | 17,886            | 110,295      | 23,847      | 602,145     | 971,884    |
| Total                          |          | 433,791   | 435,587   | 869,378    | 100,990                            | 609,728   | 538,818   | 334,840   | 26,854        | 185,406           | 547,100      | 212,259     | 1,796,636   | 2,666,014  |
| untowed station estimate       |          | 43,205    | 107,570   | 150,775    | 46,671                             | 20,733    | 18,197    | 8,907     | 0             | 1,680             | 10,587       | 1,681       | 96,188      | 246,963    |
| Western Section <sup>a</sup>   |          | 3,598,138 | 4,899,676 | 8,497,814  | 3,550,896                          | 903,830   | 821,770   | 760,417   | 12,363        | 425,462           | 1,198,243    | 437,826     | 6,474,739   | 14,972,553 |
| untowed station estimate       |          | 101,284   | 39,283    | 140,567    | 86,969                             | 44,712    | 25,558    | 14,071    | 426           | 7,771             | 22,268       | 8,195       | 179,506     | 320,073    |
| Eastern Section <sup>b</sup>   |          | 3,619,790 | 1,857,908 | 5,477,698  | 2,957,369                          | 1,593,863 | 1,062,605 | 856,746   | 157,077       | 485,247           | 1,499,070    | 642,323     | 7,112,907   | 12,590,606 |
| South Peninsula District Total |          | 7,217,928 | 6,757,584 | 13,975,512 | 6,508,265                          | 2,497,693 | 1,884,375 | 1,617,163 | 169,440       | 910,709           | 2,697,313    | 1,080,149   | 13,587,646  | 27,563,159 |

-continued-

*Note:* CW = carapace width.

<sup>a</sup> Western Section of the South Peninsula District includes Sanak Island, Morzhovoi Bay, and Cold Bay/Belkofski Bay.

<sup>b</sup> Eastern Section of the South Peninsula District includes Pavlof Bay/Volcano Bay, Beaver Bay/Balboa Bay/Unga Strait, West Nagai Strait, and Stepovak Bay.

Appendix D4.—Tanner crab abundance estimates in the Eastern Aleutian District by station and sampling locale, 2025.

| Station                      | Haul no. | Females   |         |           | Number sublegal males by size (CW) |          |           |         | Recruit males | Postrecruit males | Mature males | Legal males | Total males | Total crab |
|------------------------------|----------|-----------|---------|-----------|------------------------------------|----------|-----------|---------|---------------|-------------------|--------------|-------------|-------------|------------|
|                              |          | Juvenile  | Mature  | Total     | <70 mm                             | 70–91 mm | 92–114 mm | >114 mm |               |                   |              |             |             |            |
| Akutan Bay Section           |          |           |         |           |                                    |          |           |         |               |                   |              |             |             |            |
| AKA                          | 288      | 10,492    | 5,995   | 16,487    | 23,982                             | 56,956   | 31,476    | 0       | 0             | 0                 | 0            | 0           | 112,414     | 128,901    |
| AKC                          | 289      | 53,908    | 98,521  | 152,429   | 19,518                             | 34,390   | 48,331    | 13,942  | 0             | 0                 | 13,942       | 0           | 116,181     | 268,610    |
| AKD                          | 287      | 1,970     | 10,836  | 12,806    | 2,955                              | 0        | 0         | 0       | 0             | 0                 | 0            | 0           | 2,955       | 15,762     |
| AKG                          | 290      | 1,564,120 | 12,220  | 1,576,339 | 1,222,908                          | 12,220   | 5,640     | 2,820   | 0             | 0                 | 2,820        | 0           | 1,243,588   | 2,819,927  |
| AKL                          | 291      | 19,937    | 16,139  | 36,076    | 15,190                             | 10,443   | 49,368    | 37,026  | 1,899         | 0                 | 38,925       | 1,899       | 113,925     | 150,001    |
| all stations towed           |          |           |         |           |                                    |          |           |         |               |                   |              |             |             |            |
| Total                        |          | 1,650,427 | 143,711 | 1,794,137 | 1,284,553                          | 114,009  | 134,815   | 53,788  | 1,899         | 0                 | 55,687       | 1,899       | 1,589,063   | 3,383,201  |
| Unalaska/Kalekta Bay Section |          |           |         |           |                                    |          |           |         |               |                   |              |             |             |            |
| UNC                          | 295      | 385,130   | 521,058 | 906,187   | 252,995                            | 76,802   | 49,695    | 65,508  | 6,777         | 0                 | 72,285       | 6,777       | 451,777     | 1,357,964  |
| UND                          | 293      | 38,318    | 12,495  | 50,813    | 25,823                             | 53,312   | 33,320    | 3,332   | 0             | 0                 | 3,332        | 0           | 115,787     | 166,600    |
| UNE                          | 294      | 111,264   | 167,536 | 278,800   | 56,272                             | 28,136   | 20,462    | 1,279   | 0             | 1,279             | 2,558        | 1,279       | 107,428     | 386,228    |
| UNF                          | 296      | 642,003   | 0       | 642,003   | 603,464                            | 0        | 0         | 0       | 0             | 0                 | 0            | 0           | 603,464     | 1,245,467  |
| UNG                          | 297      | 8,460     | 0       | 8,460     | 7,520                              | 0        | 0         | 0       | 0             | 0                 | 0            | 0           | 7,520       | 15,980     |
| UNI                          | 299      | 0         | 0       | 0         | 0                                  | 0        | 0         | 0       | 0             | 0                 | 0            | 0           | 0           | 0          |
| UNJ                          | 298      | 0         | 1,266   | 1,266     | 6,329                              | 0        | 0         | 0       | 0             | 0                 | 0            | 0           | 6,329       | 7,595      |
| KAA                          | 292      | 0         | 2,301   | 2,301     | 0                                  | 5,752    | 27,609    | 1,150   | 0             | 0                 | 1,150        | 0           | 34,512      | 36,812     |
| all stations towed           |          |           |         |           |                                    |          |           |         |               |                   |              |             |             |            |
| Total                        |          | 1,185,175 | 704,656 | 1,889,830 | 952,403                            | 164,002  | 131,086   | 71,269  | 6,777         | 1,279             | 79,325       | 8,056       | 1,326,817   | 3,216,646  |
| Makushin/Skan Bay Section    |          |           |         |           |                                    |          |           |         |               |                   |              |             |             |            |
| MKB                          | 302      | 54,401    | 354,614 | 409,015   | 45,223                             | 43,893   | 81,136    | 82,466  | 0             | 22,612            | 105,078      | 22,612      | 275,329     | 684,344    |
| MKC                          | 303      | 20,469    | 124,449 | 144,917   | 8,187                              | 9,006    | 27,837    | 40,118  | 0             | 9,825             | 49,943       | 9,825       | 94,974      | 239,891    |
| MKE                          | 304      | 258,911   | 5,152   | 264,063   | 224,131                            | 0        | 3,864     | 2,576   | 0             | 0                 | 2,576        | 0           | 230,572     | 494,635    |
| MKF                          | 301      | 232,193   | 0       | 232,193   | 196,905                            | 1,940    | 0         | 970     | 0             | 0                 | 970          | 0           | 199,815     | 432,008    |
| MKK                          | 300      | 4,744     | 1,581   | 6,325     | 1,581                              | 0        | 0         | 0       | 0             | 0                 | 0            | 0           | 1,581       | 7,906      |
| MKN                          | 306      | 202,586   | 125,410 | 327,996   | 141,398                            | 24,339   | 47,519    | 8,113   | 0             | 1,159             | 9,272        | 1,159       | 222,527     | 550,524    |
| MKP                          | 305      | 30,630    | 224,623 | 255,254   | 13,347                             | 10,844   | 29,196    | 8,342   | 834           | 0                 | 9,176        | 834         | 62,562      | 317,816    |

-continued-

Appendix D4.–Page 2 of 2.

| Station                         | Haul no. | Females                  |           |           | Number sublegal males by size (CW) |          |           |         | Recruit males | Postrecruit males | Mature males | Legal males | Total males | Total crab |
|---------------------------------|----------|--------------------------|-----------|-----------|------------------------------------|----------|-----------|---------|---------------|-------------------|--------------|-------------|-------------|------------|
|                                 |          | Juvenile                 | Mature    | Total     | <70 mm                             | 70–91 mm | 92–114 mm | >114 mm |               |                   |              |             |             |            |
| MKJ                             |          | <i>station not towed</i> |           |           |                                    |          |           |         |               |                   |              |             |             |            |
| untowed station estimate        |          | 117,302                  | 121,956   | 239,259   | 92,036                             | 13,135   | 27,657    | 20,804  | 122           | 4,902             | 25,829       | 5,023       | 158,658     | 397,917    |
| Total                           |          | 921,236                  | 957,785   | 1,879,022 | 722,808                            | 103,157  | 217,209   | 163,389 | 956           | 38,498            | 202,844      | 39,453      | 1,246,018   | 3,125,041  |
| Eastern Aleutian District Total |          | 3,756,837                | 1,806,153 | 5,562,991 | 2,959,766                          | 381,168  | 483,110   | 288,445 | 9,632         | 39,776            | 337,853      | 49,408      | 4,161,898   | 9,724,889  |