

Proposal 131

Reduce Bag and Possession Limits for Goldeneyes (Barrow's and Common)

Under General Duck Limits:
Reduce to 3 per day, 9 in possession

Submitted by: Public

Department: Oppose

Advisory Committees: No Comments



Alaska Board of Game March 2015 Proposal 131

Dan Rosenberg

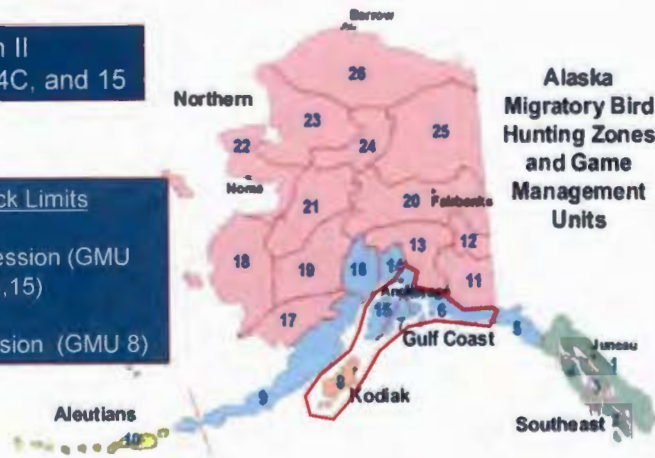
Game Management Units Affected

Region II
GMU's 6, 7, 8, 14C, and 15

General Duck Limits

8 daily/24 possession (GMU 6, 7, 14C, 15)

7 daily/21 possession (GMU 8)



Alaska Board of Game March 2015 Proposal 131

Submitted by ADF & G

Department Recommendation

Proposal 131: Reduce Bag and Possession Limits for Goldeneyes

- Department: Oppose
- No Conservation concerns regionally.
- Maintain current bag and possession limits for all GMU's.
- Focus management efforts at a population level over broad geographic scales.



Alaska Board of Game March 2015 Proposal 131

3

Goldeneyes

Barrow's and Common Goldeneyes both in Alaska



Barrow's



Tim Bowman

Common Goldeneye

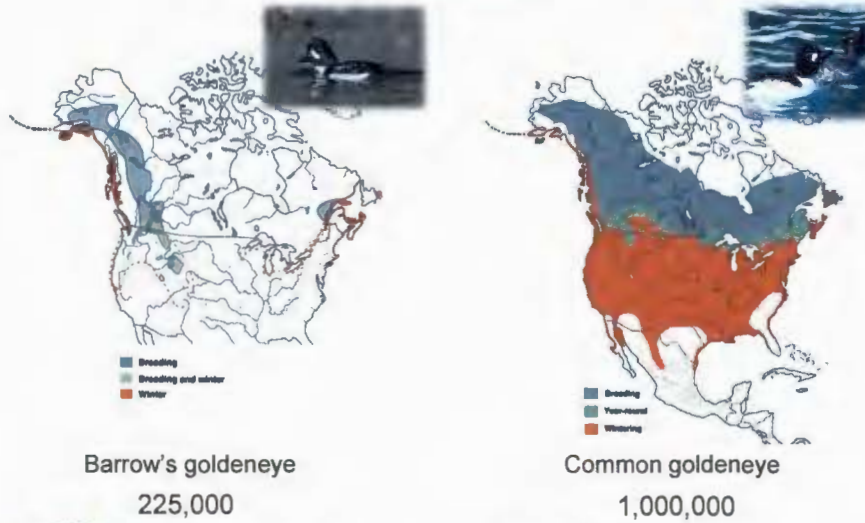
Goldeneyes and Bufflehead are 'Taxonomic' sea ducks but not included in sea duck regulations (Federal Framework)



Alaska Board of Game March 2015 Proposal 131

4

Distribution



Alaska Board of Game March 2015 Proposal 131

5

Barrow's Goldeneyes

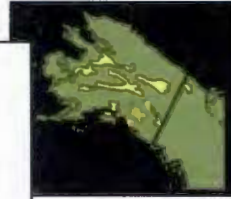
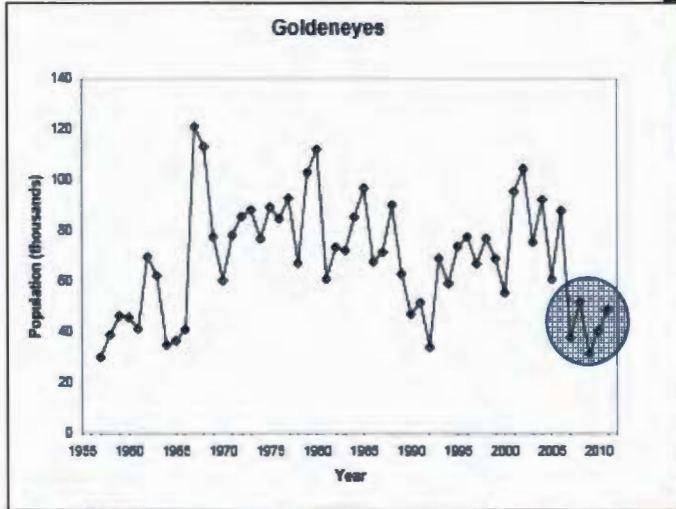
Delineate the Pacific population of Barrow's goldeneyes using satellite telemetry



Alaska Board of Game March 2015 Proposal 131

6

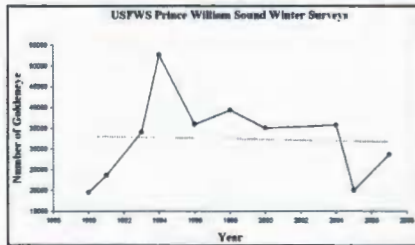
Breeding Population Status and Trends Alaska Breeding Population Survey



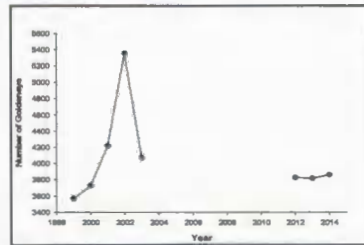
Alaska Board of Game March 2015 Proposal 131

7

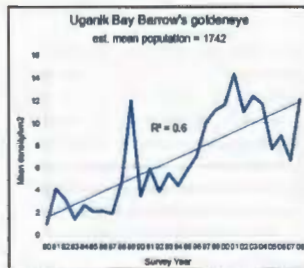
Winter Population Trends



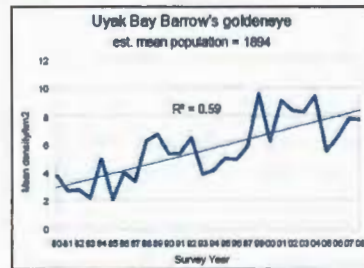
Prince William Sound 1989 - 2007



Kachemak Bay 1999-2003



Uganik Bay 1980 - 2008



Uyak Bay 1980 - 2008



Alaska Board of Game March 2015 Proposal 131

8

Winter Population Estimates

Location	Year	Population Estimate
Prince William Sound	1989-2008	35,000
Kachemak Bay	2012-2104 ¹	3,800
Kodiak	1980-2008	6,500
Southeast Alaska	1996	133,000
Southwest Alaska	1999	2,000

¹ Surveys conducted 1999-2003 and 2012-2014



Goldeneye Harvest

Harvest	Years	Statewide Ave.	Gulf Coast ¹
Subsistence	2004-2011	7,252	3,039
Sport ² (Combined)	2004-2013	3,053	
Common		1,231	
Barrow's		1,822	

¹ Highest Year for each Region combined. Not all regions surveyed annually.

² Fifty percent of the sea duck sport harvest occurs in Cook Inlet and Kodiak



Summary

Pacific Flyway populations of goldeneyes appear relatively stable.

Sea ducks are managed at broad spatial scales. Current surveys at any scale cannot adequately assess short-term changes in sea duck populations.

Harvest is at low levels. Cannot adequately assess harvest at local levels. Reduced harvest will effect subsistence hunting opportunities.

Conducting surveys and studies to improve our knowledge of population status, harvest rates, and behavior.



Proposal 131

Reduce Bag and Possession Limits for Goldeneyes (Barrow's and Common)

Under General Duck Limits:
Reduce to 3 per day, 9 in possession

Submitted by: Public

Department: Oppose

Advisory Committees: No Comments

