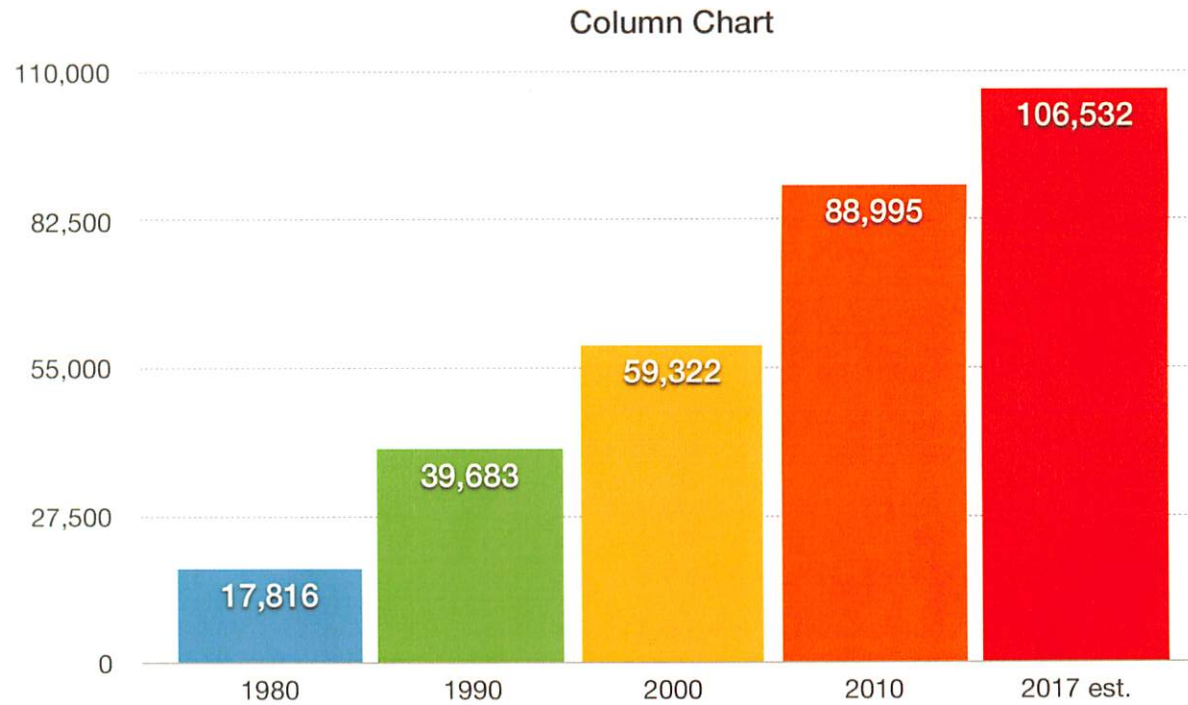


# Mat-Su Borough US Census Population

US CENSUS YEAR	POPULATION
1980	17,816
1990	39,683
2000	59,322
2010	88,995
2017 EST.	106,532



Submitted by Board member Payton

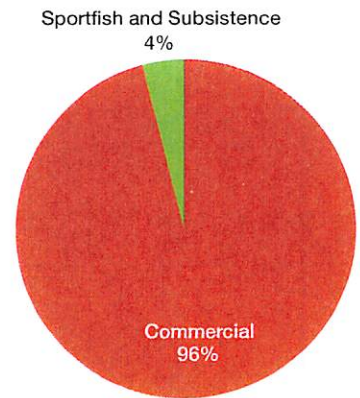
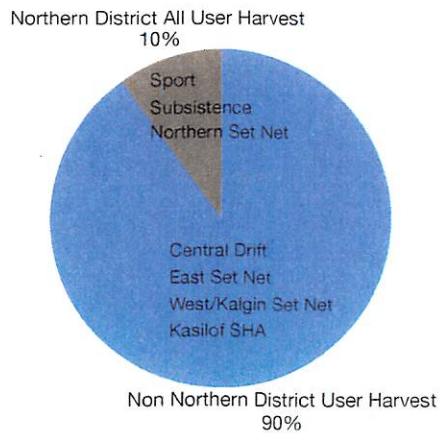
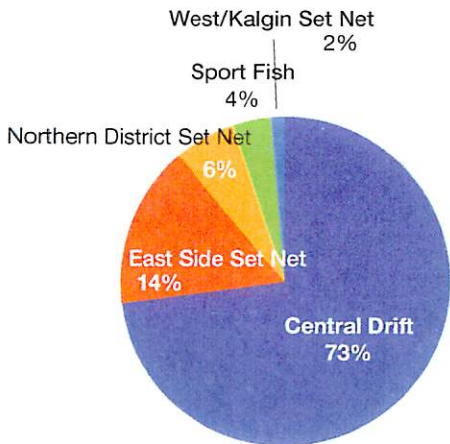
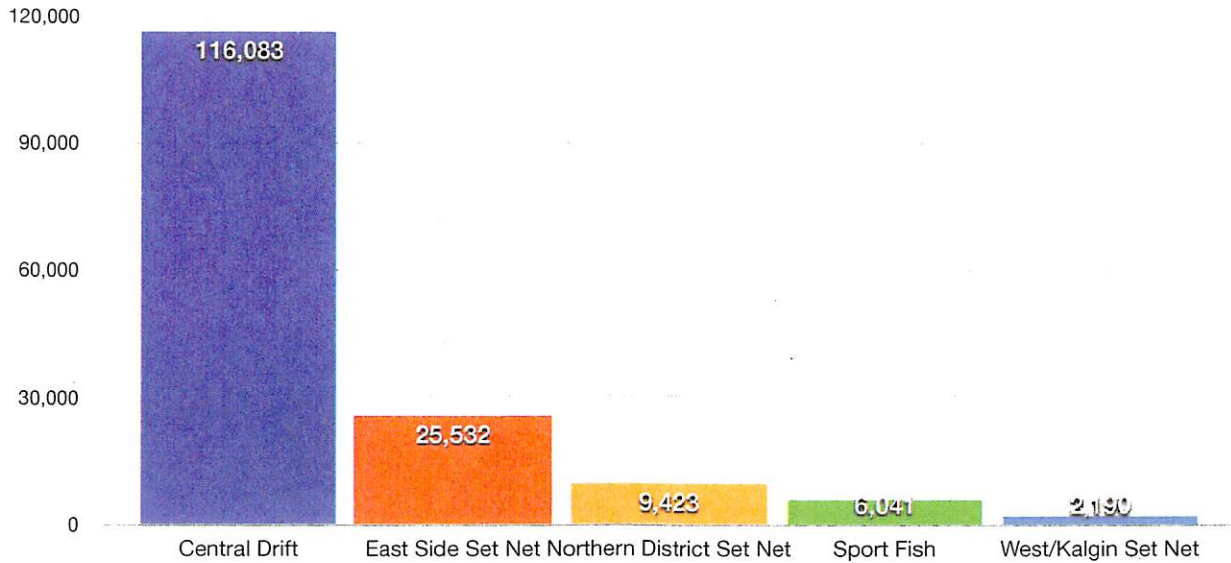
RC # 33

### Who is catching Susitna Sockeye?

Estimated annual harvest and percent of annual harvest of Susitna River sockeye salmon based on genetic stock identification in Upper Cook Inlet fisheries 2005-2018 Average Ref: ADFG data request 12/17/19 Table 2

See RC # 15

HARVEST GROUP	SOCKEYE HARVEST
Central Drift	116,083
East Side Set Net	25,532
Northern District Set Net	9,423
Sport Fish	6,041
West/Kalgin Set Net	2,190
Yentna Subsistence	388
Kasilof River SHA	71



Average In River abundance Susitna +Yentna Rivers

**Susitna River drainage salmon  
mark-recapture abundances  
estimates Ref: ADFG BOF UCI 2020 RC3  
Table 199-13**

*Ref. Staff Comments*

SPECIES	NUMBER OF SALMON
Sockeye 2006-2008	368,489
Coho 2010-2015	203,761
Chum 2010-2012	812,791
Chinook 2013-2018	97,048

Salmon Abundance Estimate

