

# Chignik and South Alaska Peninsula Pacific Cod Report

Alaska Board of Fisheries

November 30 – December 1, 2015



Oral Report: RC 3

Staff Comments: RC 2

# Management Jurisdiction

---

## 1) Federal fisheries: Waters from 3–200 nmi offshore under federal management jurisdiction

### Federal Pacific Cod Groundfish Management Areas (5)

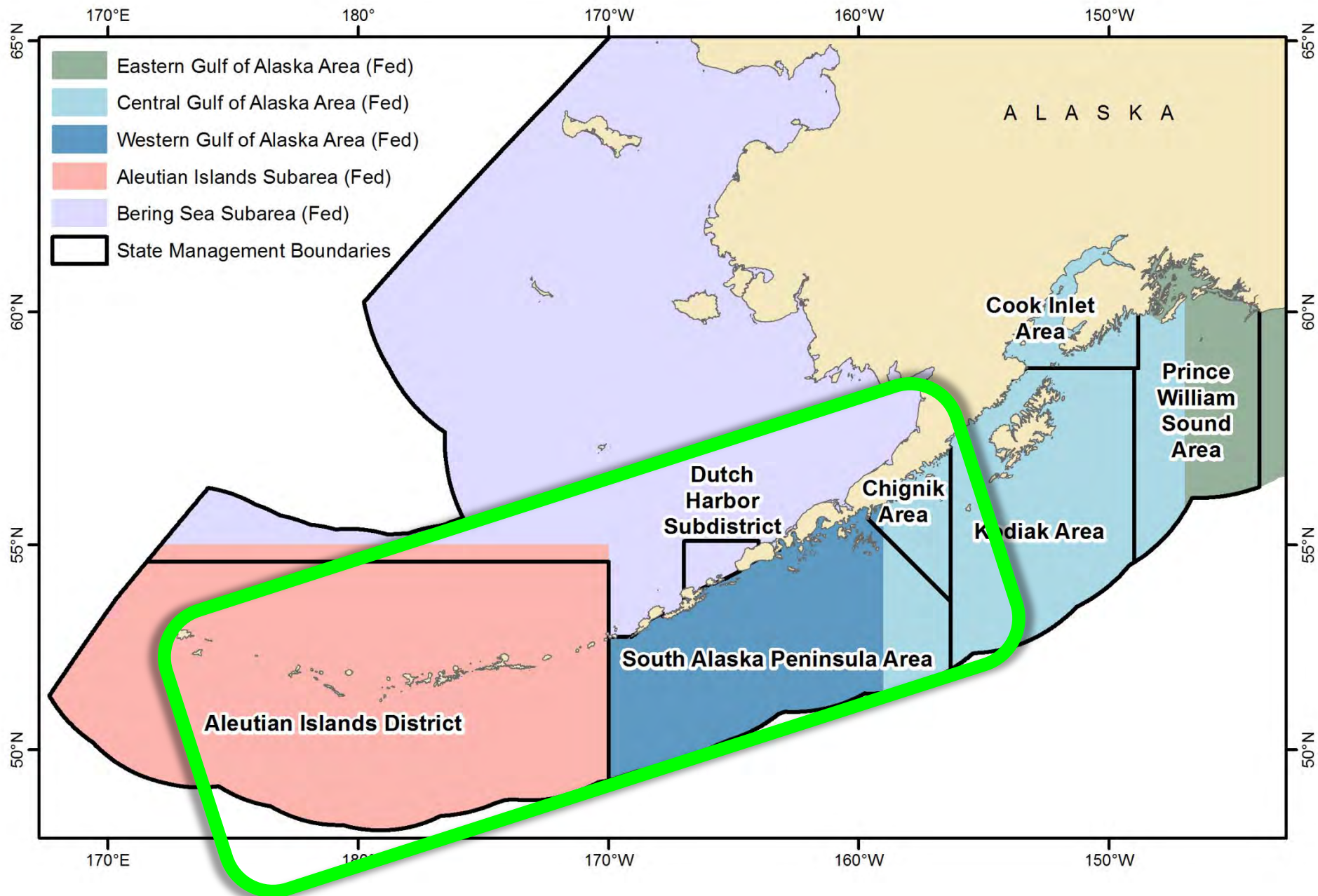
- **EGOA** = Eastern Gulf of Alaska
- **CGOA** = Central Gulf of Alaska
- **WGOA** = Western Gulf of Alaska
- **BS** = Bering Sea
- **AI** = Aleutian Islands

## 2) State fisheries: Waters from 0–3 nmi offshore under state management jurisdiction


### State Pacific Cod Groundfish Management Areas (8)

- Eastern Gulf of Alaska (SE Alaska)
- Prince William Sound
- Cook Inlet
- Kodiak
- Chignik
- South Alaska Peninsula
- Dutch Harbor Subdistrict
- Aleutian Islands District





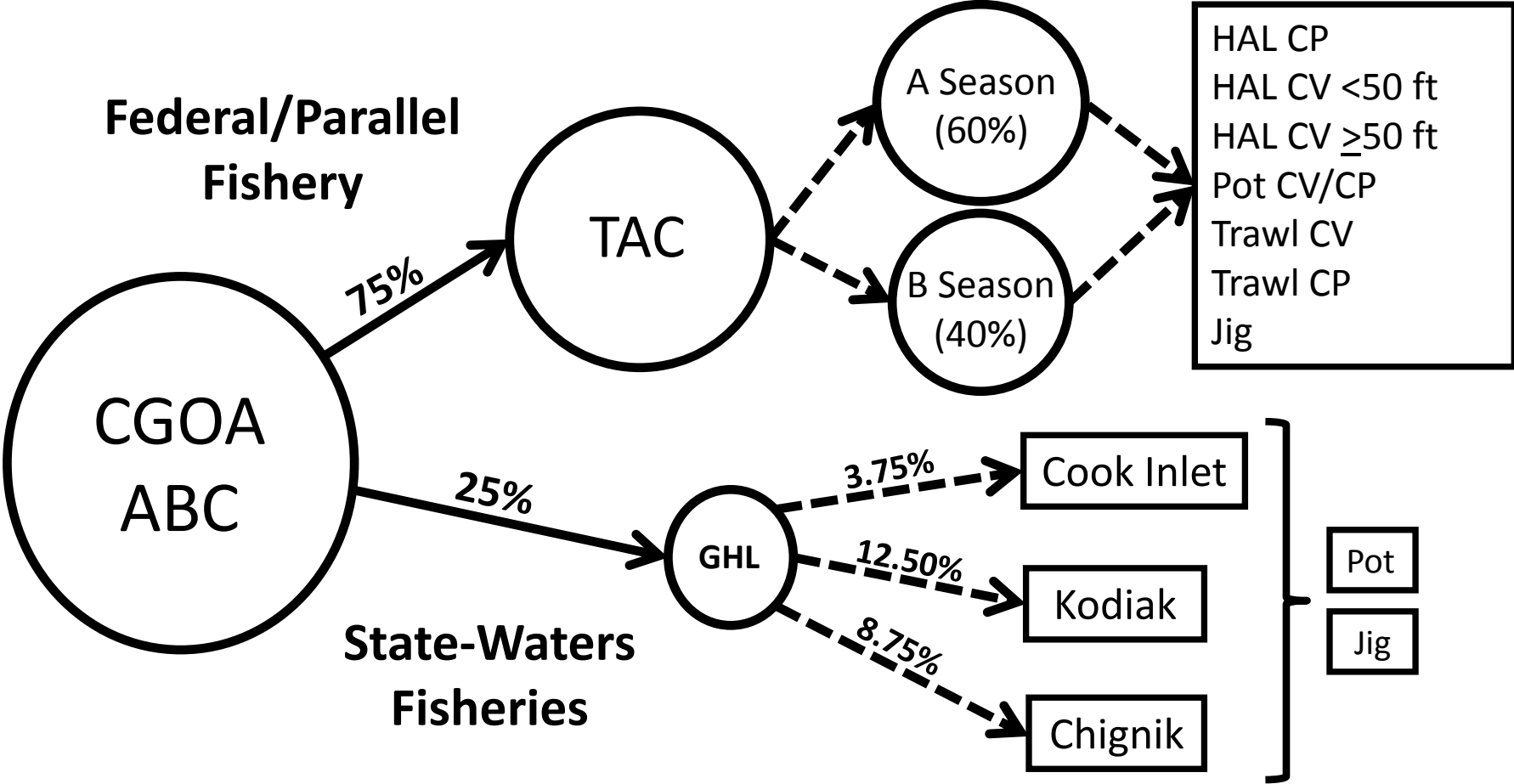
# Alaska Pacific Cod Fisheries:



- **Federal:** Federal waters (3–200 nmi) guided by NPFMC process. Harvest deducted from federal TAC.
- **Parallel:** State waters (0–3 nmi) concurrent with adjacent federal fishery and generally adopt federal regulations and management measures as guided by the board process. Harvest deducted from federal TAC.
- **State Waters (GHL):** State waters (0–3 nmi) guided by the board process. Harvest deducted from state GHL.

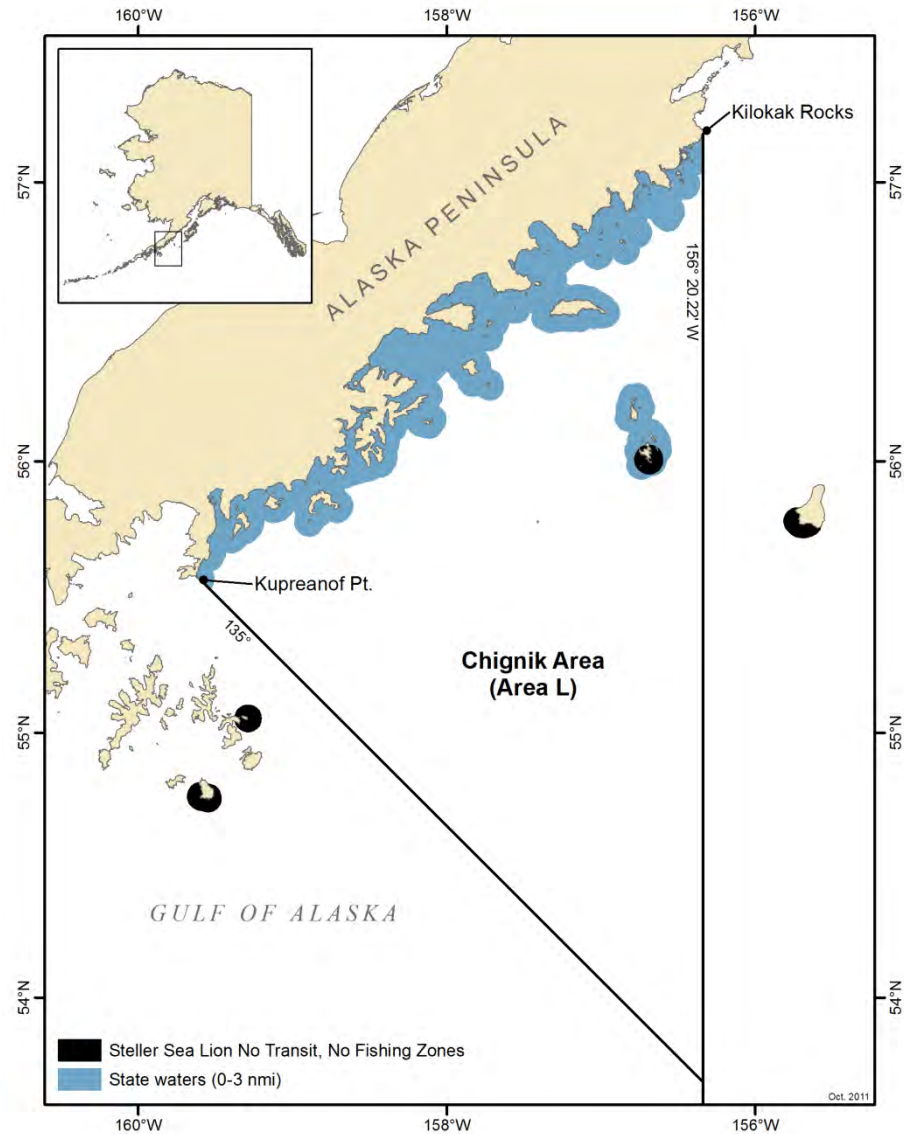
# Harvest Limits

- **ABC** - Acceptable Biological Catch (federal: EGOA, CGOA, WGOA, BS, AI)
- **TAC** - Total Allowable Catch (federal/parallel fisheries)
- **GHL** - Guideline Harvest Level (state-waters fisheries)

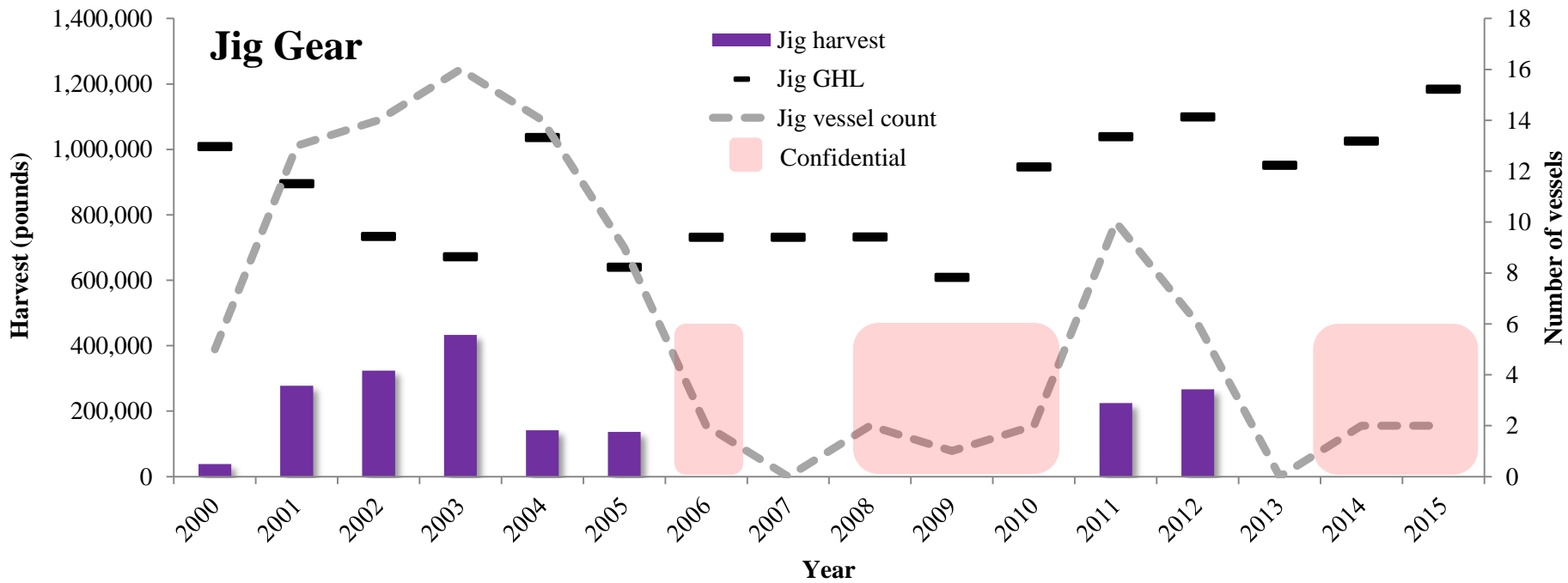
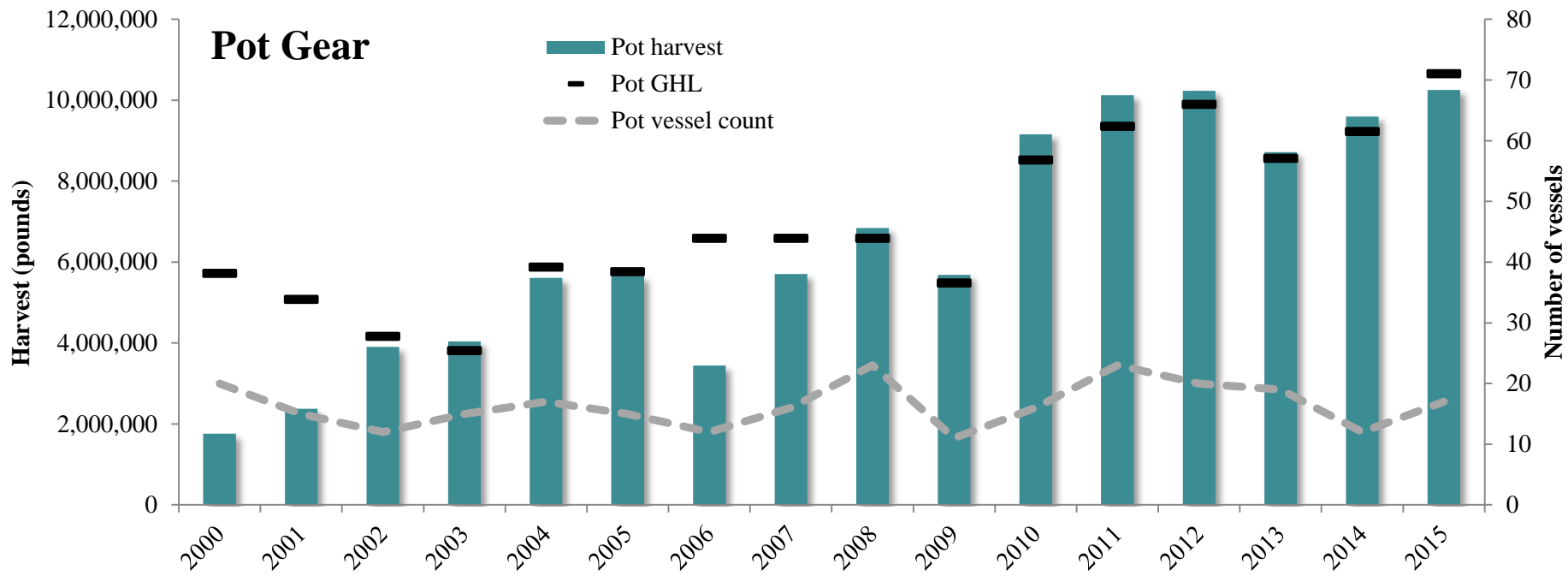


# Chignik Area State-Waters Pacific Cod Fishery

<b>ABC Allocation</b>	8.75% (CGOA)
<b>2015 GHL</b>	11.83 million pounds
<b>Gear Types</b>	Pot and jig
<b>GHL Allocations</b>	<b>Pot:</b> 90% (10.6 million lb) <b>Jig:</b> 10% (1.2 million lb)
<b>Gear Limits</b>	<b>Pot:</b> 60 pots <b>Jig:</b> 5 jig machines
<b>Season Dates</b>	<b>Pot:</b> 7 days after CGOA federal/parallel pot A-season close or March 1 <b>Jig:</b> March 15
<b>Registration</b>	Superexclusive
<b>Vessel Length</b>	58 foot max limit
<b>Rollover</b>	August 14 and October 30



Oct. 2011



# Proposals 1 and 2 – Purse Seine Gear

## Proposal 1

***Add purse seine gear to the state-waters Pacific cod management plan***

- May 1 to June 1
- Harvest capped at 75% of jig gear allocation (2015: 887,000 pounds)
- Average jig harvest: 21% of the jig GHL (2000–2015)



---

## Proposal 2

***Allow Pacific cod bycatch during Chignik salmon purse seine fishery***

- Bycatch deducted from GHL
- GHL fully allocated to pot and jig gear
- Final action February 2016



# Proposal 3 – Vessel Size GHL Allocation

## ***Establish Chignik state-waters Pacific cod pot gear GHL allocations based vessel size***

- Proposed GHL for pot vessels 47 to 58 feet = 85% of pot gear GHL (2015: 9.0 million pounds)
- Proposed GHL for pot vessels ≤46 feet = 15% of pot gear GHL (2015: 1.6 million pounds)

	Vessels 47 to 58 feet			Vessels ≤46 feet		
	Vessel count	Harvest (pounds)	% of total pot harvest	Vessel count	Harvest (pounds)	% of total pot harvest
1997–2015 avg.	15	5,603,022	96.1%	3	229,820	3.9%
2011–2015 avg.	16	9,112,600	97.3%	2	253,226	2.7%

# Proposal 4 – Daily Fishing Period

***Establish a 12-hour daily fishing period for the Chignik Area state-waters Pacific cod pot gear fishery***

- Average pot gear season length: 20 days (2011–2015)
- Average daily pot gear catch: 477,000 pounds/day (2011–2015)



# Proposals 5 and 6 – Rollover Provisions

## Proposal 5

### ***Remove state-waters fishery gear limits earlier in the season***

- After October 30 the department may rescind gear and vessel size limits to promote full harvest of GHL
  - Align removal of gear limits with the August 14 GHL rollover
- 

## Proposal 6

### ***Remove superexclusive registration after October 30***

- Increase likelihood of harvesting full Chignik GHL but may increase competition in other state-waters Pacific cod fisheries open after October 30
- Chignik state-waters Pacific cod GHL fully harvested 2 of 16 years since 2000

# Proposals 7 and 13 – Pot Storage


## **Clarify groundfish pot storage requirements for Chignik (Proposal 7) and South Alaska Peninsula (Proposal 13) state-waters Pacific cod fisheries**

- Regulations that guide groundfish pot storage requirements not in agreement
- Within each management area two regulations guide pot storage:
  1. Shallow-water pot storage for an unlimited amount of time
  2. Shallow-water pot storage in excess of the 60 pot state-waters pot limit for a maximum of seven days following the start of the state-waters Pacific cod season

# Proposal 8 – Parallel Pot Limit

## ***Establish 60 pot limit during the Chignik Area parallel Pacific cod fishery***

- Parallel waters 0–3 nmi; federal waters 3–200 nmi
- State adopts most federal regulations during parallel Pacific cod fisheries
- Vessels eligible to fish in both federal and parallel waters could operate an unlimited amount of gear in federal waters but would be restricted to 60 pots in parallel waters

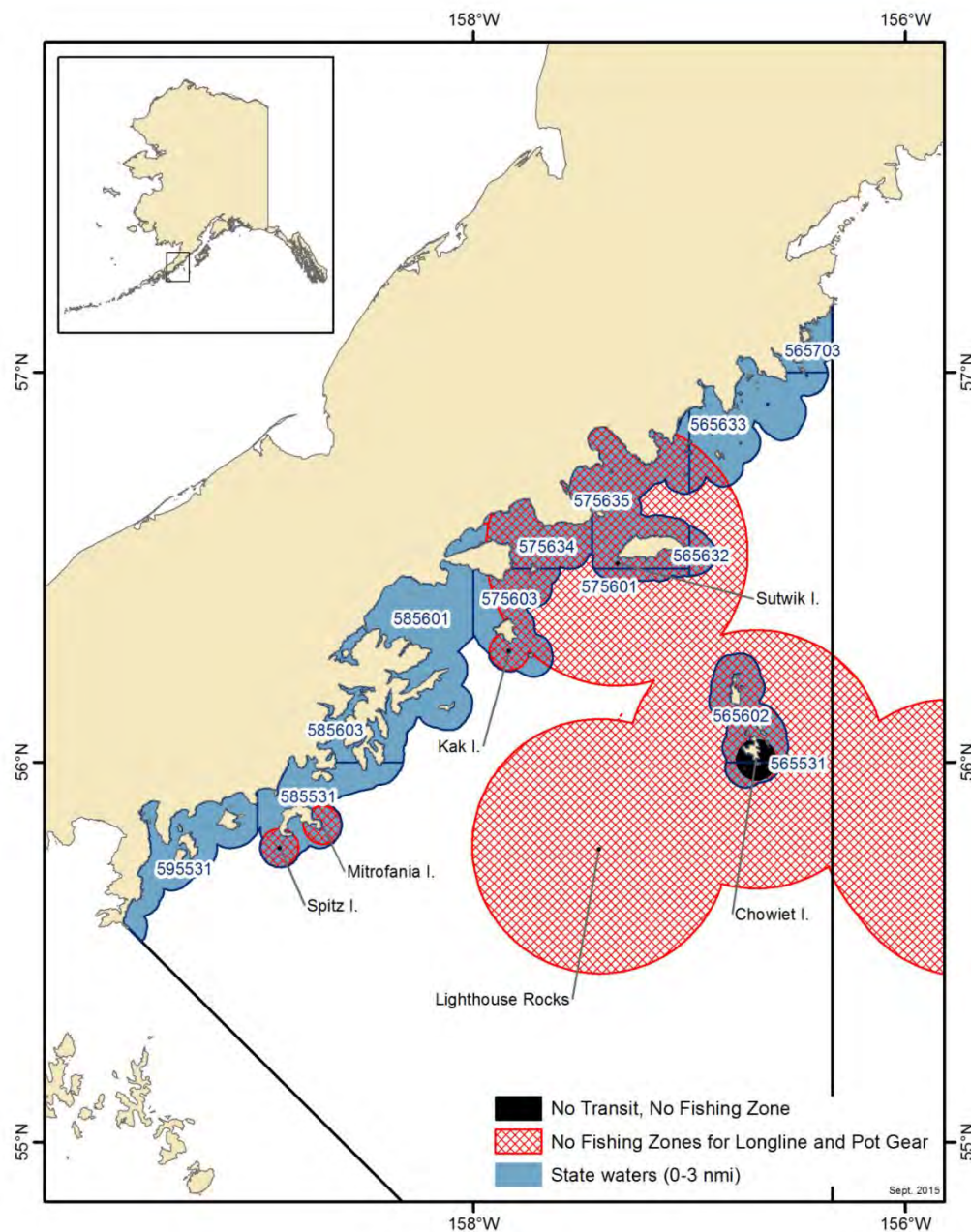




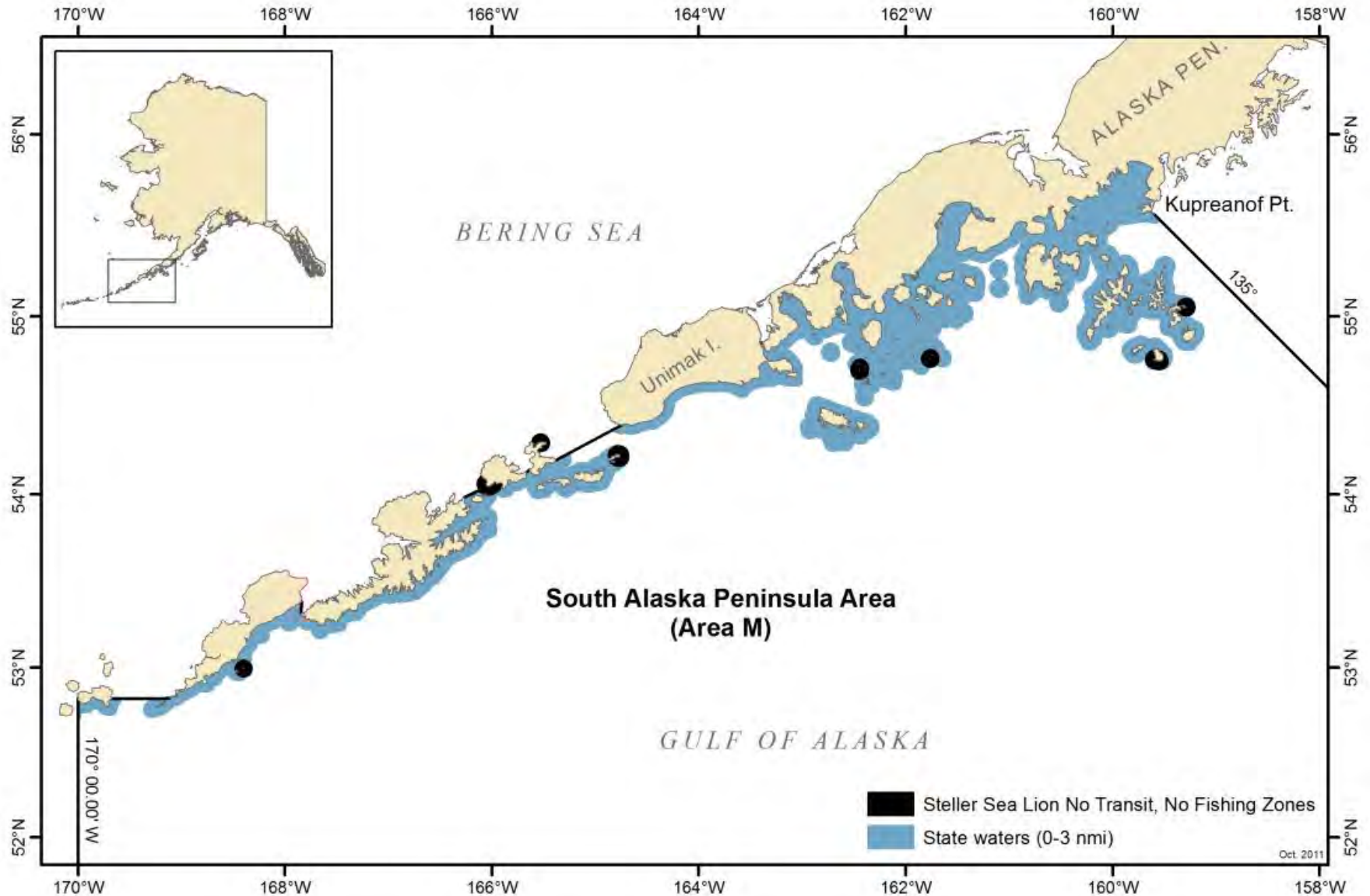
# Proposal 9 – Parallel Sea Lion Closures

## *Open Steller seal lion no fishing zones during the Chignik Area parallel Pacific cod fishery*

- Low parallel fishery effort and harvest
- Would reinitiate ESA consultation on effects of Pacific cod fisheries on Steller sea lion population



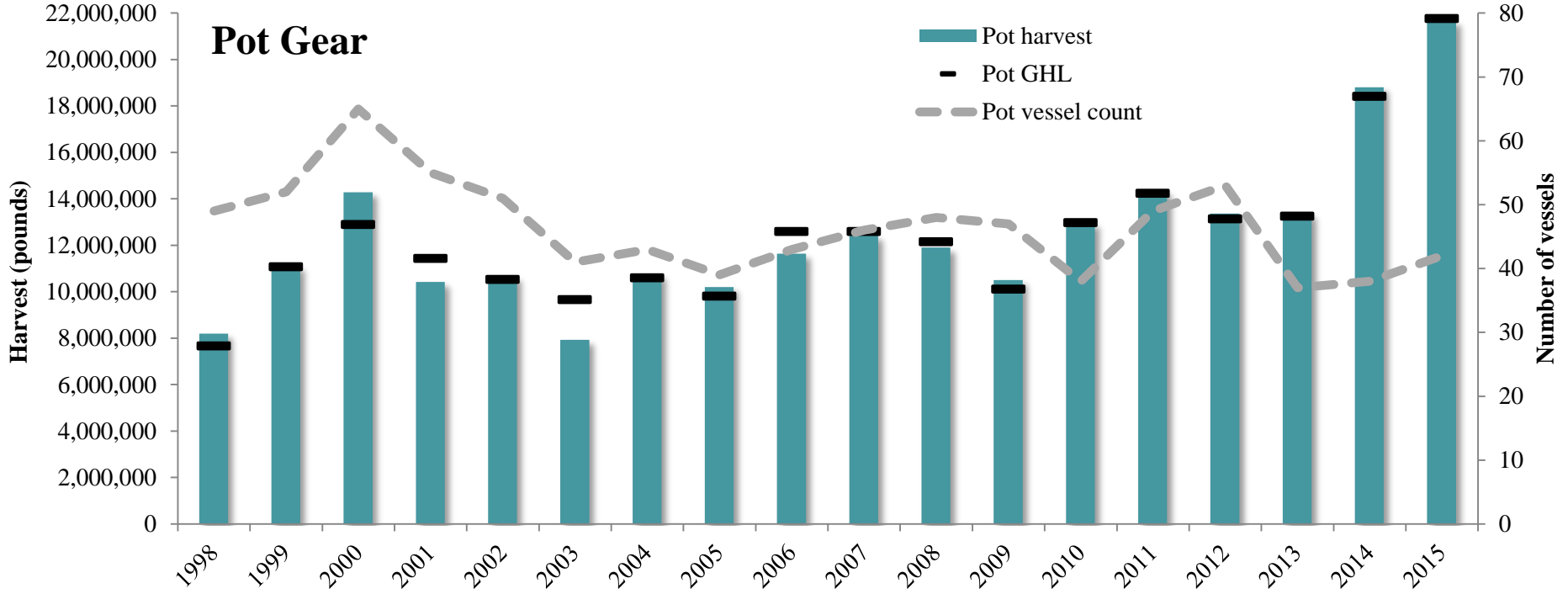
# South Alaska Peninsula



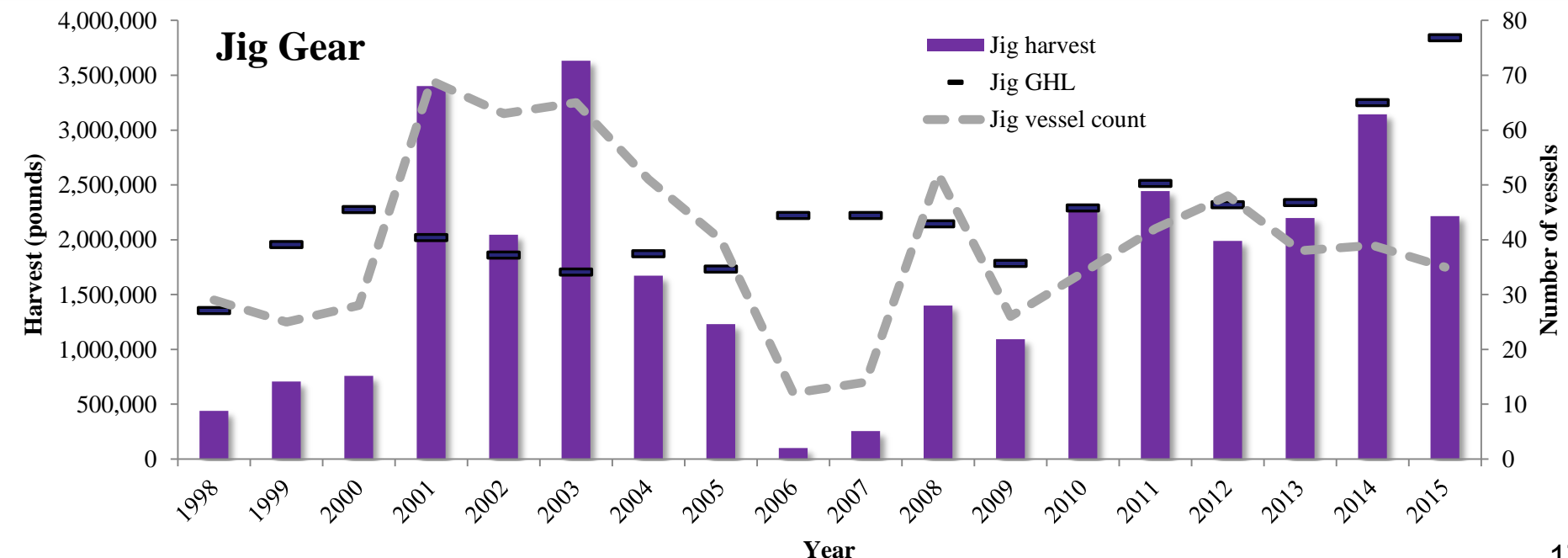
# South Alaska Peninsula Area State-Waters Pacific Cod Fishery

<b>ABC Allocation</b>	30% (WGOA)
<b>2015 GHl</b>	25.6 million pounds
<b>Gear Types</b>	Pot and jig
<b>GHl Allocations</b>	<b>Pot:</b> 85% (21.8 million lb) <b>Jig:</b> 15% (3.8 million lb)
<b>Gear Limits</b>	<b>Pot:</b> 60 pots <b>Jig:</b> 5 jig machines
<b>Season Dates</b>	<b>Pot:</b> 7 days after WGOA federal/parallel pot A-season closure or March 7 <b>Jig:</b> 2 days after WGOA jig season closure or March 15
<b>Registration</b>	Exclusive
<b>Vessel Length</b>	58 foot max limit
<b>Rollover</b>	Following closure of federal pot B-season / October 31

# Pot Gear

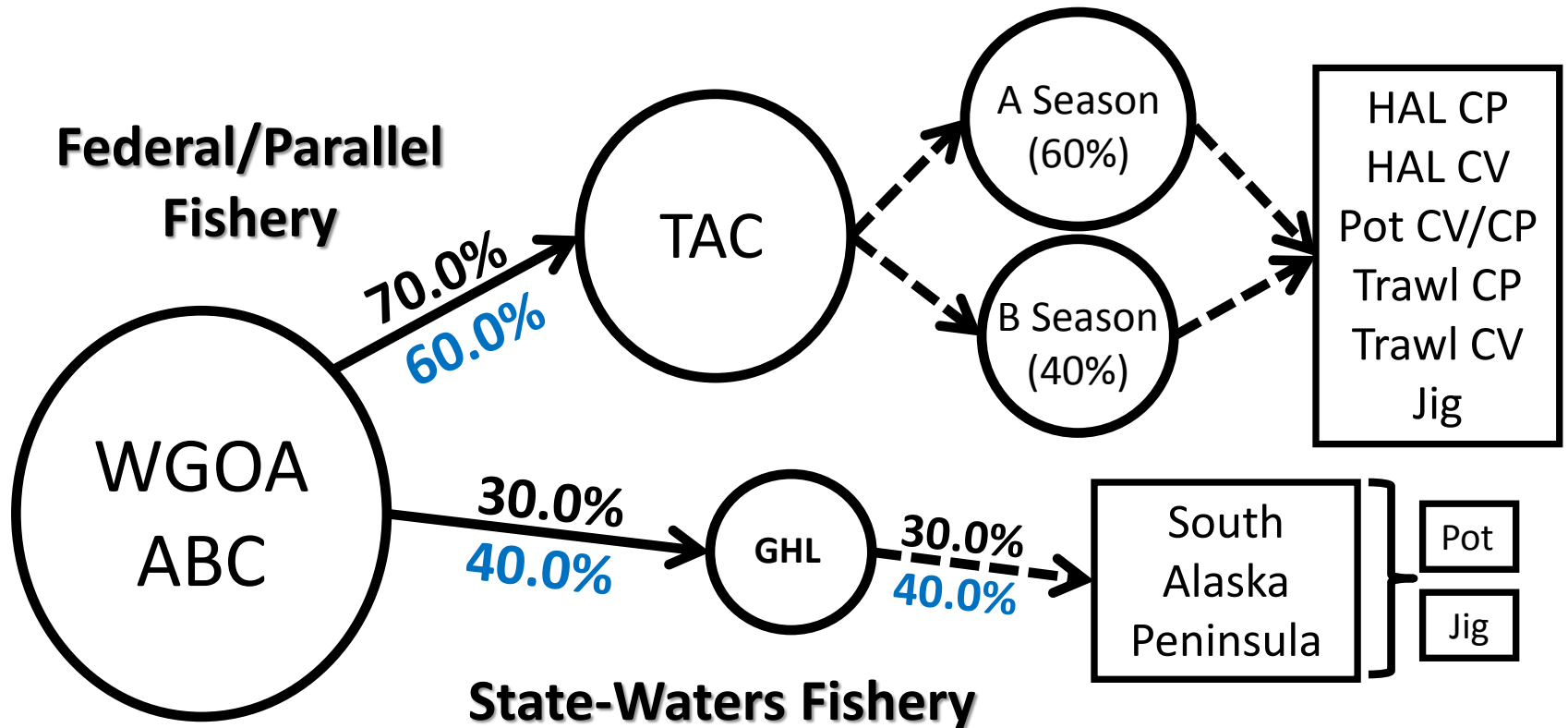


# Jig Gear



# Proposals 10 and 11: Increase South Alaska Peninsula GHL

- **Proposal 10:** Increase GHL from 30% to **35%** of the WGOA ABC
- **Proposal 11:** Increase GHL from 30% to **40%** of the WGOA ABC



**Proposal 10:** 5% increase = **4.2 million pounds** (2015 ABC)

**Proposal 11:** 10% increase = **8.5 million pounds** (2015 ABC)



# Proposal 12 – Vessel Size GHL Allocation

## ***Establish South Alaska Peninsula state-waters Pacific cod pot gear GHL allocations based vessel size***

- Proposed GHL for pot vessels 51 to 58 feet = 75% of pot gear GHL (2015: 16.3 million pounds)
- Proposed GHL for pot vessels ≤50 feet = 25% of pot gear GHL (2015: 5.4 million pounds)

	Vessels 50 to 58 feet			Vessels ≤50 feet		
	Vessel count	Harvest (pounds)	% of total pot harvest	Vessel count	Harvest (pounds)	% of total pot harvest
1997–2015 avg.	37	10,847,522	88.5%	10	1,416,053	11.5%
2011–2015 avg.	33	14,348,990	88.0%	11	1,965,554	12.0%

A close-up photograph of a large, circular industrial grinding wheel in motion. The wheel is a light brown or tan color and is spinning so fast that it has a blurred, concentric appearance. A thick spray of bright, white sparks is being ejected from the right side of the wheel, creating a dynamic, energetic scene. The background is a clear, bright blue sky. In the foreground, below the main wheel, there are several smaller, metallic pulleys or rollers, some of which are also blurred due to motion. The overall image conveys a sense of industrial power and precision.

# Questions