



State of Alaska

Department of Fish & Game

Division of Sport Fish

2014 Saltwater Charter Logbook and Vessel Registration

Vessel

Name: _____

Vessel AK. No.

or

U.S.C.G. No.: _____

ALL CHARTER TRIP ACTIVITY CONDUCTED FROM THIS VESSEL MUST BE RECORDED WITHIN THE LOGBOOK ASSIGNED TO THIS VESSEL

Federal rules require that the Charter Halibut Permit (CHP) number(s) be recorded in the logbook before the beginning of any trip during which halibut are caught and retained.

CHP No:

CHP HOLDER:

_____	_____
_____	_____
_____	_____
_____	_____

Please follow the INSTRUCTIONS carefully as they have changed

LOGBOOK INSPECTION

This logbook must be presented for inspection, upon request, to any representative of the Department of Fish and Game, peace officer of the state, or law enforcement representative of the National Marine Fisheries Service.

Monday to Sunday Activity During the week of:	<u>Postmarked or Received</u> by ADF&G (Mondays):
January 1 – April 6	April 14
April 7 – April 13	April 21
April 14 – April 20	April 28
April 21 – April 27	May 5
April 28 – May 4	May 12
May 5 – May 11	May 19
May 12 – May 18	May 27
May 19 – May 25	June 2
May 26 – June 1	June 9
June 2 – June 8	June 16
June 9 – June 15	June 23
June 16 – June 22	June 30
June 23 – June 29	July 7
June 30 – July 6	July 14
July 7 – July 13	July 21
July 14 – July 20	July 28
July 21 – July 27	August 4
July 28 – August 3	August 11
August 4 – August 10	August 18
August 11 – August 17	August 25
August 18 – August 24	September 2
August 25 – August 31	September 8
September 1 – September 7	September 15
September 8 – September 14	September 22
September 15 – September 21	September 29
September 22 – September 28	October 6
September 29 – October 5	October 13
October 6 – October 12	October 20
October 13 – October 19	October 27
October 20 – October 26	November 3
October 27 – November 2	November 10
November 3 – November 9	November 17
November 10 – November 16	November 24
November 17 – November 23	December 1
November 24 – November 30	December 8
December 1 – December 7	December 15
December 8 – December 14	December 22
December 15 – December 21	December 29
December 22 – December 28	January 5, 2015
December 29 – December 31	January 12, 2015

WHEN TO COMPLETE A LOGBOOK

A Charter Vessel Fishing Trip is Defined as the time period between the first deployment of fishing gear from a vessel providing sport fishing guide services and the offloading of one or more anglers or any harvested fish from the vessel.

A trip that consists of no paying clients, that is, all anglers are “comped”, and the guide is NOT receiving any tips or other compensation, would NOT be considered a chartered trip and a logbook data sheet should not be completed and submitted to the Alaska Dept. of Fish and Game. A licensed guide may be present during a private fishing trip but must NOT be compensated by the angler(s) or by any licensed fishing service or any other party.

Before a Trip Begins (see definition above), the Guide must Record:

- The 2014 sport fishing license number, permanent identification number (PID) or disabled veteran (DAV) license number for anyone that will fish during any part of the trip, including paying and non-paying (comped) anglers and crew.
- The first and last name of each angler in the space provided below their license number.
- The word “Youth” in the fishing license space along with the first and last name on the name line for all anglers under the age of 16. Multiple youth anglers on a trip should be recorded as Youth 1, Youth 2 etc.

Complete the logbook through the last charter trip of the season in the following manner:

Returning to a Dock:

- Complete and sign the logbook data page before offloading any fish from the vessel. If no fish were kept, complete the logbook data page before offloading any clients.

No Docking Facilities (e.g., trailered vessels):

- Complete and sign the logbook data page before the vessel or guide departs the launch/landing site AND before offloading any fish from the vessel.
- If no fish were kept, complete the logbook data page before the vessel or guide departs the launch/landing site.

No Vessel Used (aircraft, highway vehicles, walk-in, ATVs, etc.):

- Complete and sign the logbook data page before the guide leaves the fishing site. Fishing site is defined as the location where fishing activity took place.

Multiple Trips per Day:

Use a separate logbook data page for each trip if multiple trips were taken during the same day. Complete the logbook data page at the end of each trip as described above.

Multiple Day Trips:

Complete a logbook page at the end of each day on which sport fishing guide services were provided. Use a separate page for each day of the trip. Record the port or community of offloading at the end of the multiple-day trip, not the port or location where the vessel anchored or moored each night.

For example, for a five-day trip with only three days of guided fishing, three logbook pages should be submitted, all with different dates fished but with the same port of offloading.

RETURN THE LOGBOOK DATA PAGES WEEKLY

Fishing activity that occurs prior to April 6, 2014 is due to ADF&G by April 14, 2014; all activity thereafter must be received by ADF&G **EVERY WEEK** as detailed in the schedule provided on the inside of the front cover of this book. Logbook data pages can be submitted to any regional or area ADF&G office or mailed to the address printed on the back of each logbook page.

INSTRUCTIONS FOR COMPLETING THE 2014 SALTWATER TRIP LOGBOOK PAGES

RESPONSIBILITY OF OWNER & GUIDE

It is the responsibility of the guide to ensure that daily trip activity is accurately recorded as described in these instructions.

It is the responsibility of the business owner (licensed owner of the sport fish business) to ensure that all data for fishing activities from January 1, 2014 through December 31, 2014 is submitted to ADF&G in the manner previously described and within the time period as outlined on the schedule printed on the inside front cover.

VESSEL REGISTRATION

All vessels used in sport fishing guide activities must be registered with ADF&G. All vessels must have a current AK registration number issued by the Division of Motor Vehicles (DMV) or a current U.S.C.G. documentation number prior to registering with ADF&G. **If the vessel has an AK number, the AK number must be displayed during guided fishing operations.**

VESSEL DECALS/RENEWAL TAGS

One set of ADF&G decals will be issued per registered vessel. Decals must be applied and visible on both sides of the vessel. Decals do not have to be applied directly to the hull of the vessel. Decals can be adhered to wood, fiberglass or “Plexiglas”, which in turn is secured to both sides of the vessel. Decals can be transferred from one vessel to another; as long as the receiving vessel has a current AK registration number from DMV or a current U.S.C.G. documentation number and has been registered with ADF&G. Annual stickers or tags will be issued as vessels are registered and must be adhered directly to the decal in the designated area. Lost decals and tags can be replaced free of charge at any ADF&G office.

TRANSFERRING A LOGBOOK

A logbook is issued to a specific business for a specific vessel. All active vessels must be registered and issued a current year logbook from a ADF&G office.

Logbooks may not be transferred between businesses. Only the business issued a logbook may use that logbook. If a vessel belonging to a licensed guide business is borrowed by another business, the borrowing business must be currently licensed and must acquire their own logbook.

If a business substitutes a different vessel for the primary vessel during any part of the season, the original logbook can be used on the substitute vessel for up to **seven (7) consecutive days**. A temporary vessel used for **more than seven (7) consecutive days** must be issued a new logbook. ADF&G must be notified (see contact information on page vii) with the substitute vessel registration information.

All vessels engaged in fishing with clients on board must be registered and display the vessel decals.

WHAT A GUIDE MUST HAVE IN POSSESSION WHILE GUIDING

While providing sport fishing guide services, a sport fishing guide shall have the following readily available for inspection by request of a representative of the Department, a peace officer of the state, or law enforcement representative of the National Marine Fisheries Service:

- Valid sport fishing guide license issued by ADF&G;
- Copy of the current ADF&G sport fishing owner’s business license of the guide’s employer;
- Valid Alaska sport fishing license, tags, stamps or permits that are required to engage in the sport fishery for which guide services are being provided;
- Identification card issued to the sport fishing guide by a state or federal agency that bears a photo of the sport fishing guide. The identification card **MUST** match the name on the guide license.
- Other agencies such as the U.S. Coast Guard or National Marine Fisheries Service may have additional requirements. **It is your responsibility to determine what those requirements are.**

INSTRUCTIONS FOR COMPLETING THE 2014 SALTWATER TRIP LOGBOOK PAGES

TRIP INFORMATION	
Date	Record the month and day for each trip taken. If two or more trips were taken on the same day, that date will appear on all sheets for that day.
Hour Trip Ended	Record the hour in which the trip ended with the offloading of clients and fish. Round to the nearest hour only: trips ending at or after 5:00 pm but before 5:31pm would be logged as 5 pm and trips ending from 5:31pm to 6:00 pm would be logged as 6 pm. Do not indicate minutes. Fill in the circle for AM or PM. For multi-day trips record the hour that fishing ended on <u>each</u> day.
Guide License Number	The 2014 guide license number issued by ADF&G to the guide that led the fishing trip.
Charter Halibut Permit (CHP) Number and multiple Permits	Record the primary Charter Halibut Permit (CHP) number used for the trip on the logbook data page in the space provided. Write the entire number as it appears on the permit followed by the alpha character, i.e. 1234A . If more than one CHP is used during a trip, check the box next to the primary CHP number. Complete a separate page for each CHP used during a trip. Unique trip information for each CHP, along with individual angler and catch information must be recorded for each CHP used. Angler license numbers along with kept and released information should be recorded only ONCE per trip. Record all CHP number(s) and CHP Holder(s) names on the front cover of the logbook.
NOAA Guided Angler Fish (GAF) Requirements (New in 2014)	If you have received a federal GAF permit in 2014 and are allowing clients to harvest halibut under the authority of your GAF permit, record the number of GAF halibut kept for each trip on the logbook page and record the number of the GAF permit used on each logbook page. If GAF halibut are kept along with non-GAF halibut, record each in its appropriate box.
Port or Community of Off-Loading	The port or community where clients and/or fish were off-loaded at the conclusion of the trip. On a multi-day trip , indicate the community where clients and fish will be off-loaded when the trip is finished.
Primary Stat Area Fished	Report the 6-digit stat area code where most of the fish were caught or targeted. Record the stat area for salmon and/or bottomfish, depending on whether the gear and fishing methods were effectively targeting salmon, bottomfish, or both. Report only stat areas from maps provided with the logbook for this purpose.
No. of Boat Hours Fished	The number of boat hours for which at least one rod/line was fished. Record only the number of hours spent fishing, DO NOT include the hours spent running to or from fishing areas. Round to the nearest whole hour.
INDIVIDUAL ANGLER INFORMATION	
Sport Fish License No.	Before a guided sport fishing trip begins (see definition on page iii), record the 2014 Alaska Sport Fishing License number, resident PID (permanent identification number) or DAV (disabled veteran license number) of each client, comped angler, and crew member that will be fishing. PID and DAV numbers can begin with a P, D, T or Z. See Youth Angler instructions below.
Residency	Fill in the circle to indicate AK Resident OR Non-Resident for all anglers, including youth, crew and “comped” anglers.
“Comped” and Crew angler status	<p>If applicable, next to each angler license number:</p> <ul style="list-style-type: none"> ➤ fill in the circle if the angler is a Crew member, ➤ fill in the circle if the angler is “Comped” (the guide service and the guide leading the trip is not compensated for/by the angler). <p>A crew member includes the licensed guide leading the fishing trip as well as any person who, for compensation or the intent to receive compensation, provides assistance to clients on board the vessel.</p> <p>Federal rules prohibit the licensed guide and crew members from retaining halibut on a charter vessel fishing trip with clients in IPHC Area 2C and 3A.</p>
Angler Name	Angler’s first and last name <u>MUST</u> be printed below the angler’s license number .
Youth Anglers	For anglers under the age of 16, write the word “YOUTH” in the fishing license space, indicate residency, AND record the first and last name on the name line. If more than one youth angler is on a trip, record them as Youth 1, Youth 2, etc.
Angler Signatures in 2C and 3A	Federal rules require all anglers who harvest (keep) halibut in IPHC 2C or 3A to sign the logbook and to verify that their name, license number (if required), and number of halibut kept (retained) are recorded correctly. A signature is also required of youth anglers that keep halibut.
Continuing Trip Information	Complete the Page <input type="checkbox"/> of <input type="checkbox"/> if more than one page is required for this trip, for example, if two pages are required to list all anglers, they would be numbered Page 1 of 2 and Page 2 of 2. The trip information MUST be duplicated on each page used.
Guide Signature	The licensed guide who led the trip with clients on board MUST sign at the bottom of each page.

INSTRUCTIONS FOR COMPLETING THE 2014 SALTWATER TRIP LOGBOOK PAGES

RECORDING CATCH INFORMATION	
Recording Catch Information	Indicate the number of fish Kept (retained) and Released (let go) by species or group. Leave the fields BLANK if no fish were kept or released.
EXAMPLE 1: One target Salmon	If bottomfish were caught while targeting salmon only , record the number of bottomfish in the appropriate columns in the bottomfish section. The stat area and hours fished should be recorded on the salmon target species line under Trip Information. If salmon were targeted but no salmon were caught, record the stat area and boat hours fished on the salmon target species line under Trip Information.
EXAMPLE 2: One target Bottomfish (incl. Halibut)	If salmon were caught while targeting bottomfish only , record the number of salmon in the appropriate columns in the salmon section. The stat area and hours fished should be recorded on the bottomfish target species line under Trip Information. If bottomfish were targeted but no bottomfish were caught, record the stat area and boat hours fished on the bottomfish target species line under Trip Information.
EXAMPLE 3: Two targets Salmon <u>and</u> Bottomfish	Record the maximum number of boat hours spent fishing simultaneously for both salmon AND bottomfish on both the salmon and bottomfish target species lines under Trip Information. For example, if mooching or jigging for 7 hours record 7 hours in the salmon effort row and 7 hours in the bottomfish effort row.

Special Instructions and Definitions	
Charter Halibut Permit (CHP)	Federal regulations require that if one or more anglers are catching and retaining halibut in Area 2C or Area 3A, the guide MUST have a valid charter halibut permit (CHP) for the appropriate regulatory area on board the vessel at all times. Record the primary charter halibut permit number used during a trip on each page. If more than one CHP is used during a trip, check the box next to the primary CHP number. Complete a separate page for each CHP used during a trip. Unique trip information for each CHP, along with individual angler and catch information must be recorded for each CHP used. Angler License numbers along with kept and released information should be recorded only ONCE per trip. All CHP number(s) and CHP Holder(s) used during the fishing season MUST appear on the front cover of the logbook with the primary CHP number used during a trip appearing on the individual trip sheet. A CHP number needs to appear only once on the cover, but recorded on the trip sheet each time it is used.
NOAA Guided Angler Fish (GAF) Requirements (See page vii for the Federal GAF program)	If you have a federal GAF permit in 2014 and are allowing clients to harvest halibut under the authority of your GAF permit, alongside Non-GAF halibut, record the number of each within the appropriate halibut category. NOTE: record the number of Non-GAF halibut kept AND released. Record the number of GAF halibut kept ONLY. You must record your Guided Angler Fish (GAF) Permit Number if GAF halibut are kept. (New in 2014)
2C/3A Operators <small>(operators who fish both 2C and 3A for Halibut)</small>	Federal regulations prohibit retention of halibut from Area 2C and Area 3A during the same charter vessel fishing trip. Contact NOAA for additional federal halibut regulations; see page vii for contact information.
Angler Signature	Federal regulations require that every angler in IPHC Area 2C or 3A or both (including youth) who keeps halibut must sign on the angler signature line directly beneath the angler's first and last name on each page.
"Shakers"	King salmon under 28" in Southeast Alaska must be released upon capture, unless caught in designated terminal harvest areas, or allowed by emergency order.
Pelagic Rockfish	Includes black, dark and dusky rockfish (commonly called "black bass"), yellowtail, widow and blue rockfish. These species of rockfish are uniformly gray, green, brown, or black (see rockfish ID chart in your regulation booklet).
Yelloweye Rockfish	Commonly called "red snapper." Adults primarily orange with a pale yellow line running along the lateral line, juveniles with two bold white lateral stripes. Have yellow eyes. Can grow to 36 inches in length.
Other Non-Pelagic Rockfish	Includes quillback, copper, silvergray, China, tiger, and other rockfish species.
Sablefish (Black Cod)	Sablefish, commonly known as black cod, have a streamlined, elongated body, black to dark gray above fading to gray or white in the belly, with two dorsal fins and small teeth. Larger fish found in deep water, can grow to 40 inches.
Salmon Shark	This is a single species, <i>Lamna ditropis</i> . These sharks are large, firm, dark brown or black on top, with white bellies with dark blotches. Do not include spiny dogfish ("sand shark") or sleeper sharks ("mud sharks") in this category.
All Other Fish	DO NOT record any OTHER fish kept that does not fit into any currently listed category of fish.

PROXY FISHING INSTRUCTIONS

If an angler is also proxy fishing for a beneficiary, that angler **MUST** have the fishing license or PID/DAV of the person for whom he/she is fishing. Write down the license number of the recipient of the fish (beneficiary), the beneficiary's first and last name, followed by the word **"Proxy"** on the signature line.

Halibut may not be taken by proxy fishing.

Use two records on the logbook data sheet, one for the angler's license number and name and the other for the beneficiary's license number and name. Mark AK Resident in the adjacent column for both. Beneficiaries and those fishing for them **must** both be residents of Alaska.

For **permanent** licenses (residents only), write down the entire license number, including the preceding alpha character, which can be a **P, D, T or Z**, e.g. **Z50148**.

CHANGES TO FEDERAL REGULATIONS FOR 2014:

NOAA Fisheries revised regulations for IPHC Area 2C and 3A to (1) authorize guided angler fish (GAF) for the Charter halibut fisheries, (2) prohibit the licensed guide and crew members from retaining halibut on any charter vessel fishing trip, and (3) require all anglers in IPHC Areas 2C and 3A who harvest (keep) halibut to sign the logbook. NOAA will provide notice to operators as soon as these regulation changes are implemented.

Information is available on the NOAA Fisheries Alaska Region web site at:

<http://alaskafisheries.noaa.gov/sustainablefisheries/halibut/sport.htm>

NOAA CONTACT INFORMATION:

There are numerous **differences** between State and Federal regulations that govern charter fishing in 2C and 3A, which all operators must be aware of, and operate under. For Additional information on federal charter logbook requirements for halibut, call NOAA Fisheries Office for Law Enforcement (907) 586-7225.

You must comply with the federal halibut regulations described at:

<http://alaskafisheries.noaa.gov/regs/summary.htm> and <http://www.iphc.int>

A summary of the federal charter halibut fishery regulations are available at:

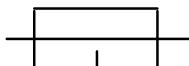
<http://alaskafisheries.noaa.gov/sustainablefisheries/halibut/sport.htm>

LOGBOOK DATA PAGE CLARITY: 2014 logbook sheets are designed to be read by an optical scanner. Your cooperation and neatness in reporting minimizes data entry time and cost, and makes the information available sooner.

1. Use clear and legible handwriting. Print: **DO NOT** use cursive.
2. Use a black ink pen; do **NOT** use a pencil or other color pen.
3. Do **not** write in the margins.
4. Do **not** write 0's (zero) if a client **DID NOT** keep or release any fish during a trip, leave the kept and released fields blank.



NO




NO




NO


5. Enter the trip information within the boxes and lines provided. Stay within the "bracketed" space allowed:



NO



NO



YES

Single digits should appear in the right hand column.

6. Keep data pages and logbook as clean as possible.

ADF&G Contact Information:

Division of Sport Fish, Guide Licensing and Logbook Program in Anchorage, Alaska at (907) 267-2369, or 267-2390 or email: dfg.dsf.guides@alaska.gov



TRIP INFORMATION

Complete this section on pages for trips with additional same trip.

The hour in which the trip ENDED.

Both salmon and bottomfish were targeted. This was a 7 hour trip, 3 hours were spent targeting salmon, 4 hours were spent targeting bottomfish.

DATE FISHED: 7 / 12 2014 6 PM

Bottomfish: 1 1 2 1 2 0 4
Primary Statistical Area Hours Fished

2014 GUIDE LICENSE NUMBER: 1 3 8 2 8

The complete CHP number MUST be provided. This operator is using more than one CHP on this trip.

COMMUNITY OR PORT WHERE TRIP ENDED: J U N E A U

CHARTER HALIBUT PERMIT (CHP) NUMBER: 1 2 3 4 B

Check box if more than one CHP is used on this trip:

GUIDED ANGLER FISH (GAF) PERMIT NUMBER:

SEE INSTRUCTIONS ON PAGES V - VII

INDIVIDUAL ANGLER AND CATCH INFORMATION

Complete one row below for each angler who fished this trip.

Record sport fishing license number, printed name AND Alaska residency status for all anglers.

Write "YOUTH" in license number field for anglers under 16.

Residency Status	SALMON					BOTTOMFISH							
	Kept / Released	King (28" & larger)	King (under 28")	Coho	Sockeye	Other Salmon	Halibut	GAF Halibut	Lingcod	Pelagic Rockfish	Yelloweye Rockfish	Nonpelagic Rockfish (excluding yelloweye)	Sablefish (Black Cod)

1. 4 7 1 3 4 6 6

License Number

LARRY LURE

First Name / Last Name

Signature

A halibut was Kept in 2C. This angler must provide a signature

2. 4 3 3 1 8 2 5

License Number

IGOT HALIBUT

First Name / Last Name

Signature

Next to EVERY fishing license number: Fill in the circle for Nonresident or Resident.

3. 4 7 2 4 5 9 5

License Number

DOUG DRIFT

First Name / Last Name

Signature

Fill in the circle if the angler is "Comped" or nonpaying. Fill in "Crew" if the angler is a crew member. Doug Drift: is a "comped" resident angler.

4. YOUTH

License Number

BRYAN BAITER

First Name / Last Name

Signature

Youth angler kept a halibut and must sign on the signature line.

5. 4 6 5 2 0 0 2

License Number

FRANK FISHER

First Name / Last Name

Signature

This license holder had another angler proxy fish for him. Record the beneficiary's license number, first and last name, and write "PROXY" on the signature line.

6.

License Number

First Name / Last Name

Signature

The guide must sign the bottom of every logsheet for each trip he/she was in charge of.



TRIP INFORMATION

Complete this section for every trip. Continue on additional pages for trips with more than six anglers in the same trip.

DATE FISHED: / 2014 AM PM
Month Day Hour Trip Ended

2014 GUIDE LICENSE NUMBER:
(assigned to you by ADF&G)

CHARTER HALIBUT PERMIT (CHP) NUMBER:
(assigned to you by NOAA)
Check box if more than one CHP is used on this trip:

FOR OFFICE USE ONLY
Total Anglers

TARGETED SPECIES / LOCATION FISHED:
(where most fish species were caught)

Salmon: Primary Statistical Area Hours Fished

Bottomfish: Primary Statistical Area Hours Fished

COMMUNITY OR PORT WHERE TRIP ENDED:
(where fish or clients were off-loaded from vessel)

GUIDED ANGLER FISH (GAF) PERMIT NUMBER:
(assigned to you by NOAA)

INDIVIDUAL ANGLER AND CATCH INFORMATION

Complete one row below for each angler who fished this trip. Record sport fishing license number, printed name AND Alaska residency status for all anglers. Write "YOUTH" in license number field for anglers under 16.

Residency	Status	K	SALMON						BOTTOMFISH					
			King (28" & larger)	King (under 28")	Coho	Sockeye	Other Salmon	Halibut	GAF Halibut	Lingcod	Pelagic Rockfish	Yelloweye Rockfish	Nonpelagic Rockfish (excluding Yelloweye)	Sablefish (Black Cod)

1. License Number: []
 First Name / Last Name: _____
 Signature: _____

2. License Number: []
 First Name / Last Name: _____
 Signature: _____

3. License Number: []
 First Name / Last Name: _____
 Signature: _____

4. License Number: []
 First Name / Last Name: _____
 Signature: _____

5. License Number: []
 First Name / Last Name: _____
 Signature: _____

6. License Number: []
 First Name / Last Name: _____
 Signature: _____

Form 11-540 (01-2014)

CERTIFICATION: I certify that the information provided herein is accurate and true. Falsification or omission of information on this form is punishable under AS 11.56.210(a) and 5 AAC 75.076.