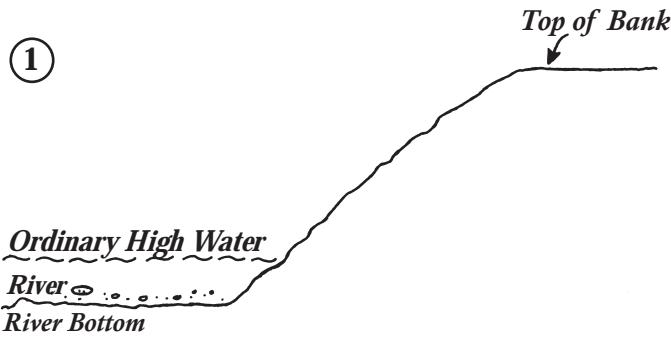
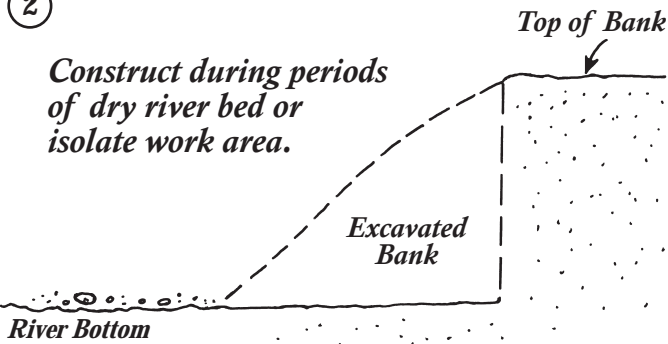


# Brush/Hedge Brush Layering Step-by-Step

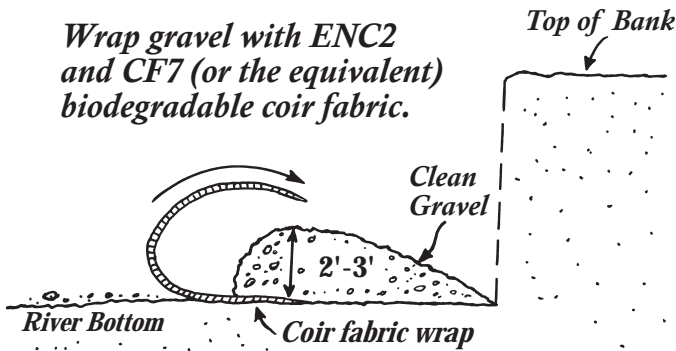
①



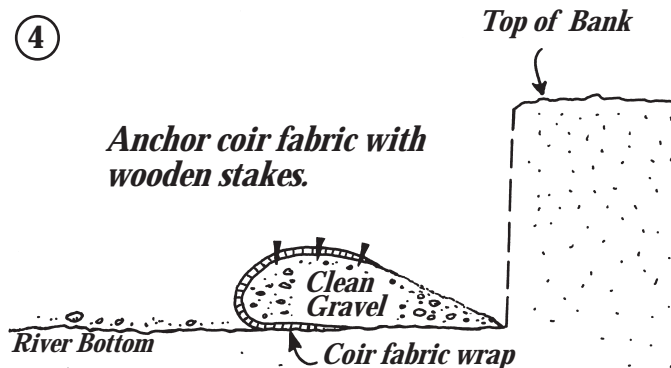
②



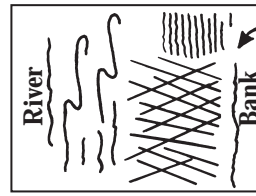
③



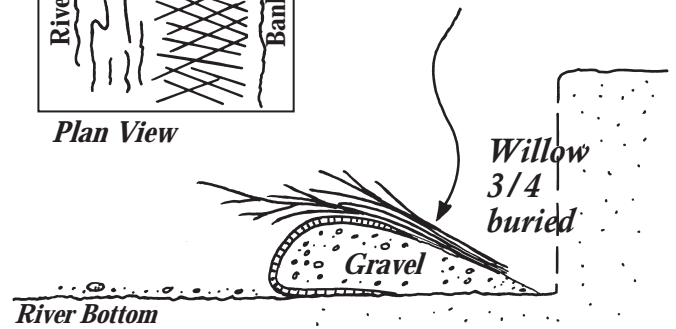
④



- ⑤ Crisscross layers of 15 dormant cuttings per foot or 10 rooted cuttings per foot. Deposit topsoil over cuttings and water liberally. Compress soil to 2 - 4 inches.



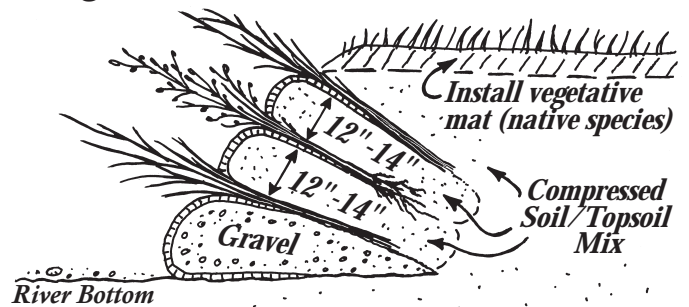
Plan View



- ⑥ Wrap second layer of soil/topsoil mix with ENC2 and CF7 coir fabrics (or equivalent) 2' - 3' over topsoil and stake fabric into place. Water each layer liberally and compress soil/topsoil mix to 12" - 14" before willow placement.



- ⑦ Repeat steps 4, 5, 6 until desired bank height is reached.



- ⑧ Trim vegetative mat shoots by 1/3 to compensate for root loss and promote root growth.

Trim willow so 1/4 of total cutting length is above ground.

