ALASKA WILDLIFE

HARVEST SUMMARY

1994-1995



Alaska Department of Fish and Game
Division of Wildlife Conservation

—Alaska Wildlife —

HARVEST SUMMARY

1994-1995



Prepared by:
Enid Keyes, Project Leader, Editor
Rebecca Strauch and Suzan Bowen, Contributing Editors
Division of Wildlife Conservation, Information Management Section
Wildlife Information Data Base Project

March 6, 1996

This book was partially financed by Federal Aid in Wildlife Restoration funds under Project W-23-8, Job. No. 22.0, Alaska Wildlife Statistics Information Data Base, Segment Period July 1, 1995 - June 30, 1996.

This publication was released by the Alaska Department of Fish and Game, Division of Wildlife Conservation, produced at a cost of $29.12 per copy to present summary data of wildlife harvests for regulatory year 1994-95, and printed in Anchorage, Alaska.

The Alaska Department of Fish and Game administers all programs and activities free from discrimination on the basis of sex, color, race, religion, national origin, age, marital status, pregnancy, parenthood, or disability. For information on alternative formats available for this and other department publications, please contact the department ADA Coordinator at (voice) 907-465-4120, (TDD) 907-465-3646. Any person who believes she/he has been discriminated against should write to: ADF&G, P.O. Box 25526, Juneau, AK 99802-5526; or O.E.O., U.S. Department of the Interior, Washington, D.C. 20240.

This book is printed on recycled paper.



TABLE OF CONTENTS

Introduction/How to Use this Book

Introduction 1
Acknowledgements 2
How to Use and Understand the 1994-95 Harvest Summary Book 3

Sources of Data

Sources of Harvest Information 9

Permit, Harvest Ticket and License Statistics

License Sales Summary 17
Drawing Permit Application Sales Summary 17
Big Game Tag Sales Summary 18
Big Game Tag Revenues 18
Net to State Wildlife Funds 18
Drawing Permit Statistics, 1994-95 19
Comparison of Harvest Tickets Issued and Reports Returned 20
Comparision of Permits Issued and Reports Returned 21

Maps

Game Management Unit 1 ..... M-1
Unit 2 ..... M-2
Unit 3 ..... M-3
Unit 4 ..... M-4
Unit 5 ..... M-5
Unit 6 ..... M-6
Unit 7 ..... M-7
Unit 8 ..... M-8
Unit 9 ..... M-9
Unit 10 ..... M-10
Unit 11 ..... M-11
Unit 12 ..... M-12
Unit 13 ..... M-13
Unit 14 ..... M-14
Unit 15 ..... M-15
Unit 16 ..... M-16
Unit 17 ..... M-17
Unit 18 ..... M-18
Unit 19 ..... M-19
Unit 20 ..... M-20
Unit 21 ..... M-21
Unit 22 ..... M-22
Unit 23 ..... M-23
Unit 24 ..... M-24
Unit 25 ..... M-25
Unit 26 ..... M-26
Alaska State Map/Game Management Units M-27
Alaska State Map/Game Management Regions M-28

Harvest Totals

Statewide Harvest Totals and % Take by Residency 25
Reported Harvest Totals by Region, by year 28
Reported Harvest Totals by GMU, by year 31

TABLE OF CONTENTS (CONTINUED)

Historical Tables

Moose Mortalities due to Highway Vehicle and Train Collisions 39
Caribou Hunt Information by Herd, by Year 41
Sheep Hunt Information by Mountain Range, by Year 47
Unsealed Furbearers by GMU, by Regulatory Year 49

Waterfowl

Migratory Bird Harvest and Hunter Participation, Current Data and Trends 55
Migratory Bird Harvest Regions M-29
Alaska Migratory Bird Hunting Zones and GMU's M-30
Summary of 1994-95 Migratory Bird Hunting Regulations 57
Estimates of Active Waterfowl Hunters 60
Estimates of Regional Duck Harvest 61
Species Composition of Annual Duck Harvest 62
Estimates of Regional Goose Harvest 63
Estimate of Regional Sandhill Crane and Snipe Harvest 65
Historical Waterfowl Harvest and Hunter Participation 66

Species

1994-95 Harvest Information

Beaver 69
Bison 73
Black Bear 74
Brown Bear 79
Caribou 88
Herds by Unit/Subunit 93
Harvest Information by Herd 94
Coyote 96
Deer 97
Elk 98
Fox 99
Lynx 100
Marten 103
Mink 108
Moose 109
Mountain Goat 115
Muskox 118
Otter 119
Sheep 123
By Mountain Range 127
Wolf 130
Wolverine 134

1994-95 Hunter Information

Beaver 139
Bison 143
Black Bear 144
Brown Bear 148
Caribou 155
Herds by Unit/Subunit 159
Hunter Information by Herd 160

TABLE OF CONTENTS (CONTINUED)

Species

1994-95 Hunter Information

Coyote 162
Deer 163
Elk 164
Fox 165
Lynx 166
Marten 169
Mink 173
Moose 174
Mountain Goat 180
Muskox 183
Otter 184
Sheep 188
By Mountain Range 192
Wolf 195
Wolverine 199

Unit/Subunit

1994-95 Harvest Information

Game Management Unit 1 203
Unit 2 206
Unit 3 207
Unit 4 208
Unit 5 209
Unit 6 211
Unit 7 214
Unit 8 216
Unit 9 221
Unit 10 225
Unit 11 226
Unit 12 227
Unit 13 228
Unit 14 232
Unit 15 236
Unit 16 239
Unit 17 241
Unit 18 244
Unit 19 246
Unit 20 250
Unit 21 254
Unit 22 257
Unit 23 260
Unit 24 262
Unit 25 264
Unit 26 267
Unit 27 (Unknowns) 270
Statewide Harvest Totals for Species and Hunt Type 271
Statewide Harvest Totals for Species 272

TABLE OF CONTENTS (CONTINUED)

Unit/Subunit

1994-95 Hunter Information

Game Management Unit 1 273
Unit 2 276
Unit 3 277
Unit 4 278
Unit 5 279
Unit 6 281
Unit 7 284
Unit 8 286
Unit 9 291
Unit 10 294
Unit 11 295
Unit 12 296
Unit 13 297
Unit 14 301
Unit 15 304
Unit 16 307
Unit 17 309
Unit 18 312
Unit 19 314
Unit 20 317
Unit 21 321
Unit 22 324
Unit 23 327
Unit 24 328
Unit 25 330
Unit 26 333
Unit 27 (Unknowns) 336
Statewide Hunter Totals for Species and Hunt Type 337
Statewide Hunter Totals for Species 338

Tier II/Federal Hunts (Subsistence)

Subsistence Hunts, Harvest Information 339
Subsistence Hunts, Hunter Information 343

Commercial Services/Transport Type

1994-95 Commercial Services Information by Species 347
1994-95 Hunter Information by Transportation Type
Beaver 353
Bison 361
Black Bear 362
Brown Bear 368
Caribou 377
Deer 381
Elk 383
Lynx 384
Marten 390
Moose 393
Mountain Goat 403
Muskox 406
Otter 407
Sheep 415
Wolf 421
Wolverine 429

TABLE OF CONTENTS (CONTINUED)

1994-95 Regulations and Seasons

Hunting Seasons

Introduction 439
Game Management Unit 1 440
Unit 2 442
Unit 3 442
Unit 4 444
Unit 5 445
Unit 6 446
Unit 7 448
Unit 8 450
Unit 9 452
Unit 10 454
Unit 11 455
Unit 12 456
Unit 13 458
Unit 14 460
Unit 15 462
Unit 16 464
Unit 17 465
Unit 18 467
Unit 19 469
Unit 20 471
Unit 21 474
Unit 22 475
Unit 23 478
Unit 24 479
Unit 25 481
Unit 26 483

Trapping Seasons

Areas Closed to Trapping 486
Beaver 487
Coyote 488
Fox, Arctic 489
Fox, Red 489
Lynx 489
Marten 490
Mink and Weasels 490
Muskrat 491
Otter 491
Wolf 491
Wolverine 491


DEROUX

INTRODUCTION

Wildlife issues have always been important in Alaska. Over time, they have come and gone, sometimes recycling themselves with increasingly complex aspects. Because people are passionate about wildlife and all of its uses, this sometimes makes these issues more difficult to resolve. But it is important to remind ourselves that these passions can also provide a rich, positive context for our wildlife experiences in Alaska.

The Alaska Department of Fish and Game 's Division of Wildlife Conservation is committed to conserving and enhancing Alaska's wildlife, and to providing for a wide range of uses for the greatest benefit of current and future generations of the people. When wildlife issues do arise, we have a responsibility to provide reliable information for those on all sides of the issues.

The Division of Wildlife Conservation is pleased to present the 1994-95 Wildlife Harvest Summary Book. This book is produced yearly under the Wildlife Information Data Base (WIDB) project. The information in this edition is accurate as of March 1, 1996.

The information you find here is intended not only for use in understanding and resolving wildlife-related conflicts, but also for those individuals planning hunts in Alaska; those who read or write about Alaskan hunting activities in books, newspapers, and magazines; and as a condensed data source for the stewards of Alaskan wildlife resources to whom we are all indebted.

I sincerely hope you find this book useful.

Wayne L. Regelin

Wayne Regelin, Director
Division of Wildlife Conservation
Alaska Department of Fish and Game

Acknowledgements

Special thanks go to Becky Strauch and Suzan Bowen for their exceptional contributions to this year's Harvest Summary Book. Both Becky and Suzan are dedicated and meticulous in the goal to produce precise, accurate hunting information covering the entire state of Alaska. Their combined skills with database and word processing software, their abilities to spot well-hidden discrepancies and errors, and their wonderful senses of humor have lightened the load, making the Harvest Summary Book much of what it is. Bob Walker, Tammy Wettin, and Cheryl Craig receive thanks for their efforts and high standards of accuracy. Other Divisional staff made significant contributions to this book, from the many area office administrative assistants who painstakingly prepared matrices; to area and assistant area management biologists for their cooperation and effort. To these folks go our sincere appreciation. We are grateful for the support of upper-level staff, including Management Coordinators, Regional Supervisors, our Director, and SuzAnne Miller, in providing money and human resources resulting in this publication.

HOW TO USE and UNDERSTAND the 1994-95 HARVEST SUMMARY BOOK

A Cautionary Note: Inform yourself before interpreting the data

Before interpreting information in this book for other uses, be aware that the data has limitations, and often a narrow scope. For instance, the Transportation data show ONLY what transport mode was used by hunters to get to the place where they started walking. They do NOT indicate any transport modes that might have been used for actual hunting. In using these harvest statistics, you should check the additional information in the Definitions (see this section), Comments in the Harvest tables, and the Seasons section at the end of the book for actual season lengths, hunting and trapping regulations, or other situations which might have affected harvest levels.

Where Harvest Numbers Come From

The section following this one is called "Sources of Information". Here you will find a full description of the different kinds of documents the Department of Fish and Game, Division of Wildlife Conservation, uses to collect hunting and harvest information from hunters. Once these documents are returned to ADF&G, the information they contain is entered into a computer. The records are kept in a master file. From this file comes the vast majority of the information in this book.

Since no data collection system is perfect, we go through a series of steps to ensure the data you read is complete and accurate. Each area biologist must approve the data for his/her area before it can be published here. Once the biologists verify their information, we go through another series of steps to assure accuracy. Very simply put, we look at the data by sorting it in numerous different ways. From these sorts, we prepare the special reports and large tables which comprise the bulk of our summarized harvest data.

How This Book is Organized

A quick look through the table of contents will show you the wide range of information we've prepared for you. The book is organized in 13 different sections, each with its own labeled divider page. Please take a few moments to familiarize yourself with the types of information, as well as the overall arrangement of the sections. The sections are listed below, along with a brief description of their contents.

Sections

- ☐ Table of Contents
- ☐ Introduction/How to Use this Book
  This is the section you are in now.
- ☐ Sources of Data
  A description of the ways ADF&G collects harvest data, and the documents we use to do it.
- ☐ Maps
  Contains 28 maps. Shows all GMU's and Regions as well as separate maps of each GMU.
- ☐ Harvest Totals
  5-year statewide harvest totals, by species, by GMU, and by Region.
- ☐ Historical Tables
  5-year tables of Caribou by Herd, Sheep by Mountain Range, and statewide Unsealed Furbearers.
- ☐ Waterfowl
  Contains the 1994-95 Federal aid performance report on waterfowl. Includes 1994-95 waterfowl regulations, narrative, multi-year tables, graphs, and maps.
- ☐ Species
  Contains 1994-95 harvest data, organized by species. Harvest data for each species is first, then Hunter information.
- ☐ Unit/Subunit
  Contains 1994-95 harvest data, organized by GMU and Subunit. Harvest data for each species is first, then Hunter information.

☐ Tier II/Federal Hunts
Contains 1994-95 harvest and hunter data for all State Tier II subsistence hunts, and for all Federal subsistence hunts.

☐ Commercial Services and Transport Types
Contains 1994-95 data on type of commercial services hunters used, and types of transportation hunters used to get to where they started walking to hunt.

☐ Regulations and Seasons
1994-95 hunting and trapping regulations, including hunting seasons changed by emergency openings and closures.

Terms You Will See Throughout the Book

☐ GMU
Game Management Unit

☐ "n/a"
No information is available.

☐ Z
After a GMU number, it means the subunit is unknown, either because it was omitted by the hunter or it was impossible to read.

"Unit 27Z" means even the GMU is not known. Sometimes hunters do not indicate which GMU they hunted in. When that happens, their information is labeled as Unit 27Z so the data still goes into statewide total numbers.

☐ General Season
Refers to a season that does not require the hunter to have a permit, other than an Alaska hunting license. Some general seasons require hunters to take harvest tickets into the field with them, and to return hunter reports afterwards.

General Seasons are open to Alaska residents and/or nonresidents. In these hunts, the numbers of hunters are not regulated; but the number of animals taken is regulated by bag limit, season length, methods and means, and access restrictions.

☐ Sheep
Dall sheep

☐ Deer
Sitka Blacktail deer

☐ Otter
River otter, also known as land otter

Permit Hunt Labels

Each permitted hunt in Alaska has its own unique label. Each hunt label indicates the type of permit necessary, the animal species the hunt applies to, and a hunt number for record-keeping purposes. A hunt label for Moose, for instance, might be **DM306**. This means that a Drawing permit is required, it is a Moose hunt, and the hunt number is **306**. Codes for different types of permits, and the different species, are listed below.

Permit types

T ..... Tier II hunt permit
D..... Drawing hunt permit
R ..... Registration hunt permit

Species Codes

I ..... Bison
B ..... Brown Bear
C ..... Caribou
G..... Mountain Goat
M ..... Moose
S..... Dall Sheep
X ..... Muskox



Definitions

Throughout the tables in this book there are a number of data categories you should understand before you can fully comprehend the content of the tables. Since the single-year tables make up the bulk of this book, their categories are defined below. These large tables are organized with harvest information presented first, followed by hunter information. The definitions below are organized this way as well.

Harvest tables—column headings

Harvest information deals with numbers of animals killed, their gender, and the different categories their deaths fall under. Unless otherwise specified, the figures in these tables reflect animals hunted legally and reported on by the hunter as required by state law.

☐ Total Harvest
Total number of reported animals harvested. Unreported/illegal harvest not included in this total.

- ☐ Sex
  The gender breakdown of animals taken in a particular hunt. The sum of males, females, and unknowns equals the total harvest.
- ☐ DLP
  Defense of life and property kills. Applies mainly to bears, but occasionally to other species, such as marauding moose or nuisance beavers. Added into total subunit and GMU harvests.
- ☐ Other Mortality
  A catch-all category which includes animals killed by highway vehicles, natural deaths, field work-related deaths, found bear skulls.
- ☐ Unreported/Illegal
  Includes animals killed by poachers, and animals killed legally but which went unreported (usually the area biologists know of these through word-of-mouth). In remote rural areas of the state, unreported harvests can be substantial.
- ☐ Average Horn Length/Antler Width
  The average of all horns or antlers measured in compliance with the terms of a hunt. Horn length applies to sheep and mountain goat, while antler width applies to moose. ADF&G does not measure caribou racks except as a courtesy to the hunter.
- ☐ Comments
  This column, which appears only in the harvest tables and not in the hunter tables, contains explanations to help you interpret the harvest numbers. It also contains items of note supplied by the area biologists. If you have questions about hunter data for a specific hunt, check this column in the harvest tables for extra information.

Hunter tables

Hunter information is concerned first with how successful hunters are, and second with their residency status. Some hunts are restricted to non-residents, or only to state residents. Others are restricted to local residents who can harvest meat as subsistence hunters. The hunter tables show numbers of hunters and their residency categories, based on whether they were successful in their hunt or not. If you compare harvest totals with hunter totals, they will be the same if the bag limit was one animal per hunter. If the bag limit was more than one animal, the harvest numbers may be larger than the hunter totals.

The following categories apply to both successful and unsuccessful hunters.

- ☐ Total
  Total number of successful or unsuccessful hunters. This number is derived from the sum of all the residency types shown under each success category.
- ☐ Unit Residents
  Number of successful or unsuccessful hunters whose primary place of residence is in the GMU where the hunt or season is held.
- ☐ Other State Residents
  Total number of successful hunters who are Alaska residents but who do not reside in the GMU where the hunt is held.
- ☐ Non-Residents
  Total number of successful hunters who are not Alaska residents. Non-residents include U.S. citizens residing outside of Alaska, or hunters who reside outside of the U.S.
- ☐ Unknown Residents:
  Total number of successful hunters whose residency is unknown. These hunters have sent in illegible addresses on their hunter reports, or have not included them at all.

Per Cent Success and Hunter Effort

Sometimes we cannot collect information from hunters who are unsuccessful on their hunts. This is true for most bear and caribou hunters, and trappers who take furbearers that do not require sealing. The case of black bear and general seasons brown bear hunters(i.e., hunters not required to have a special permit) is a good example of why this happens. Only successful hunters are required to report to ADF&G to have their bears sealed, and unsuccessful bear hunters are not required to report back. So for those hunting seasons, we cannot calculate such things as per cent success or total hunter effort because we need to know the total number

of all the hunters in order to do so. Bear hunts that do require a permit also require both successful and unsuccessful hunters to report back, thus we can provide more comprehensive statistics on those.

Per cent success and hunter effort can be calculated only when both successful and unsuccessful hunters are required to report back to ADF&G after their hunts. Figures in the Per Cent Successful category are calculated according to the residency status of the participating hunters. This category also includes the total hunter success rate for each hunt. Within this category are the following sub-categories:

Per cent success

- ☐ Total
  The per cent of all the hunters who participated in this hunt, and who killed an animal
- ☐ Unit Residents
  The per cent of all the hunters who participated in this hunt, were GMU residents, and who killed an animal
- ☐ Other State Residents
  The per cent of all the hunters who participated in this hunt, who were Alaska residents but not from the GMU where the hunt was held, and who killed an animal.
- ☐ Non-Residents
  The per cent of all the hunters who participated in this hunt, who were not Alaskan residents, and who killed an animal
- ☐ Unknown Residents
  The per cent of all the hunters who participated in this hunt, whose residency was not known, and who killed an animal

Effort

- ☐ Total Days
  Total number of days or parts of days spent in the field by all hunters having the intent to kill an animal in conjunction with this hunt. This figure has nothing to do with success, but rather shows how many days hunters spent trying to harvest an animal.
- ☐ Average Effort
  The average number of days spent in the field by a single hunter participating in this hunt, whether successful or not.

Totals

The numbers in all the tables are added up to show a variety of different types of totals. The types of totals you see are the ones we feel will be the most useful as you use the data. Below are descriptions of these totals, so you can readily understand how they are derived.

The Totals descriptions are organized as follows, and are shown in the order in which they occur in each major section of the book:

GMU/Subunit Section
Harvest totals
Hunter itotals

Species Section
Harvest totals
Hunter totals

GMU/Subunit Section: Harvest totals

- ☐ Total Hunt
  For brown bears in GMU 8 and mountain goats in GMU's 7 and 15, drawing and registration hunts are held that have the same hunt numbers. For instance, in GMU 7, if the quota for goats to be harvested in drawing hunt DG347 is not met, it then becomes registration hunt RG347, open to anyone who registers. Both types of hunt have the same hunt number, and are held in exactly the same hunt area. The only real differences are the type of permit required and the season dates, so hunts such as these are added together and show up in the **TOTAL HUNT** line at the subunit level
- ☐ Total Subunit
  In the GMU/subunit section, at the subunit level, you will find **TOTAL SUBUNIT** lines. When more than one hunt for the same species is held within a subunit, the numbers are totaled at this level. Since hunts are held for more than one species within a subunit, you will usually find more than one **TOTAL SUBUNIT** line in a subunit table. When only one hunt is held for a species, there

is no need for a subunit total. (GMU's 2, 3, 4, 7, 8, 10, 11, 12, 18, 23, and 24 have no subunits)

- ☐ Unit Totals for Species and Hunt Type
  Shows the sum of the subunit totals, according to species, and for each type of hunting season that was open in that GMU.
- ☐ Unit Totals
  Shows the total number of animals harvested for each species, plus gender breakdowns, etc. for the entire GMU. No distinction is made for hunt type.
- ☐ Statewide Totals for Species and Hunt Type
  Shows the sum of the GMU totals, according to species, and for each type of hunting season that was open in Alaska during the 1994-95 regulatory year.
- ☐ Statewide Totals
  This table is at the very end of the harvest-by-GMU tables. It shows the grand total of animals harvested for each species throughout the state, regardless of hunt type.

GMU/Subunit Section: Hunter totals

Even though problems exist because of duplicate reporting when a single individual hunts in more than one subunit (one individual would be counted as more than one hunter), hunter information is totaled at the GMU level as well as at the subunit level. These totals are intended for use as indices only and can overestimate the true number of hunters.

The totals you see in the Hunter information portion of the Harvest section are the same types as you see in the Harvest portion of the tables. They are listed below, but since their descriptions are the same as those shown above, except that they cover hunter residency and success information, no descriptions are included. See above for descriptions of these totals.

- ☐ Total Hunt
- ☐ Total Subunit
- ☐ Unit Totals for Species and Hunt Type
- ☐ Total Unit
- ☐ Statewide Totals for Species and Hunt Type
- ☐ Statewide Totals

Species Section: Harvest and hunter totals

The totals shown throughout the Species Section are exactly the same types as described above, with similar titles. However, the list is somewhat shorter because the data are sorted differently than in the GMU section. The totals types are listed below. See above for complete descriptions of each type.

- ☐ Total Hunt
- ☐ Total Subunit
- ☐ Total Unit
- ☐ Total Statewide



Multi-Year Tables

A 2nd Cautionary Note: don't compare specific hunts across time

Throughout this book you will find multi-year, or historical, tables. They are in the Harvest Totals section, the Historical Tables section, and the Waterfowl section. These tables deal with gmu, regional, and statewide totals, never with specific hunts or hunt types. Unless you are intimately familiar with hunt areas, bag limits, methods and means, pertinent weather conditions, how these factors have differed over the years over the years, along with what effects they had on each year's harvests, you should not compare harvests at the specific hunt level. Even the hunt numbers can change from one year to the next. In 1993, ADF&G changed the entire permitted hunt numbering system because we were running out of numbers in the old system. It is now very difficult to determine what a 1994-95 hunt's number was in 1993-94 or earlier.

If you feel you must make a comparison across time of a specific hunt, there are a number of sources of information available to you for help in understanding that hunt's complete history. The Seasons section of this book is a good place to start, as are past editions of the Harvest Summary Book; past and current issues of *Alaska Game Regulations* may be helpful, as will be the annual drawing and registration permit hunt supplemental newspapers.

There are numerous Division of Wildlife Conservation staff who have knowledge of hunt histories (specific area biologists, Regional Regulation Specialists, and Regional Management Coordinators). The Division's Information Management Section maintains a multi-year database, called the **Hunt History**, which contains an exhaustive listing of all hunts and their histories held in Alaska since 1988. Specific information about hunt number, hunt area, methods and means, or bag limit changes may be obtained by contacting Jim Lieb, ADF&G, (907)267-2261. (Depending on the size of your request, you may be charged for the time staff spend in providing the information you want.)



Documents Used to Collect Hunting Data

The Division of Wildlife Conservation collects hunting information from a variety of sources. This section outlines them. The sources for each species are explained in the second part of this section.

Harvest Tickets

Harvest tickets are the primary means of collecting information on caribou, moose, and sheep harvests in areas not administered by registration or drawing permit hunts. Harvest tickets are issued to hunters by license vendors and Department staff. Each harvest ticket has three parts:

- ☐ An overlay, containing hunter's name, residency information and license number. This is kept by the vendor and sent to ADF&G later.
- ☐ A hunter report containing harvest data
- ☐ A harvest ticket the hunter carries into the field and validates if an animal is killed.

License vendors return overlays to the Division of Wildlife Conservation in Anchorage. Alaska law requires hunters to complete and send in a hunter report within a specified time after the hunt. Reports are postage-paid and most are sent to the Anchorage ADF&G office for computer entry in the Information Management Section.

Moose and sheep overlays are keypunched, and hunters not returning reports receive up to three letters reminding them to send in their reports. Deer overlays are key entered. The list of hunter names is used for annual survey questionnaires. These are sent to randomly selected individuals hunting in Kodiak, Prince William Sound, and Southeastern Alaska. Deer hunters and Western Arctic Herd caribou hunters do not have to return hunter reports.

Caribou overlays are not presently keypunched.

Hunter reports provide information on hunter residency, effort, success, location of kill, method of take, transport means, commercial services used, sex of animal(s) killed, number of animals killed if multiple bag limits apply, horn or antler measurements where applicable, and chronology of kill.

Drawing Permits

Drawing permits are obtained through lottery drawings. The lottery winners are selected solely by a computer program through a random assignment of winning numbers. Numbers of permits allotted serve to regulate harvest levels within each hunt. Drawing permits have two parts:

- ☐ An actual permit which must be carried into the field by each hunter and which they must have on their person at the time an animal is killed.
- ☐ A hunter report which must be filled out and returned to the Division of Wildlife Conservation as part of the conditions of the permit hunt.

When hunters fail to return a drawing permit hunter report they may be excluded from eligibility for drawing permits the following year.

Registration Permits

Registration permits are obtained by application in person at specific area offices. In general, registration permit hunts, unlike drawing permit hunts, have no limiting quota of permits that may be issued. For a few hunts, the total number of permits is limited and permits are issued on a first-come-first-serve basis. Emergency closures regulate harvest levels. Some registration hunts restrict participation on the basis of residency.

Each registration permit contains a hunter report which must be returned to a designated ADF&G office at a specified time following each hunt. Some drawing and registration hunts require hunters to report in by phone.

Harvest Reports

Permit harvest reports and harvest ticket provide hunter residency, effort, location of kill, success, method of take, transport means, and commercial services used in addition to harvest data (sex, and horn/antler measurements where applicable).

Tier II Permits

In 1992, the Alaska Board of Game created a new category of hunts: Tier II subsistence hunts. Tier II subsistence hunts occur when there is not enough wild game in an area for all subsistence hunters to have a reasonable opportunity to take game. Hunting permits are given to people who get the highest number of points on a scored application. Points are awarded by the following criteria (defined by law):

- ☐ Customary and direct dependence upon the game population as the mainstay of one's livelihood
- ☐ Proximity of subsistence user's domicile to the stock or population
- ☐ Availability of alternative food resources

In 1994-95, 15 Tier II subsistence hunts were held for moose, caribou, mountain goat, and muskox.

Federal Permits

During the 1994-95 regulatory year, 24 Federal subsistence hunts were open for caribou, deer, moose, sheep, muskox, and mountain goat. Federal regulations are set by a governing board analogous to Alaska's Board of Game. All Federal hunts are registration hunts and all Federal permits are valid only on Federal lands. Harvest data are provided by a hunter report similar to the State's, returned by each permit holder by a set deadline.

Sealing Documents

Sealing certificates are used to gather information on black and brown bear harvests, and some furbearer harvests.

Brown and black bear sealing forms are filled out by a Department employee when a hunter brings in a bear skull and hide to have a numbered locking tag (seal) affixed. Hunter residency, location of kill, transport means, commercial services used, and successful hunter effort data are obtained from bear sealing certificates, along with sex, age, and color-phase information. Information on unsuccessful bear hunters is not collected. Black bear sealing is required only for GMU's 1–7, 11–17, and 20. Where sealing is not required, harvest levels are estimated and where available, are shown in "Comments" in the Harvest Information tables.

Of the furbearers harvested in Alaska, four species require sealing statewide: beaver, lynx, otter, and wolverine. In addition, marten must be sealed in GMU's 1-5, 7, 13(E), 14, 15 and 16. All wolves, except those trapped in GMU 15(A), must also be sealed. Furbearers are sealed by attaching a numbered locking seal to each pelt. Information on number of animals taken, location of harvest, method of take, transport means, pelt size and sex data (where applicable) are obtained from furbearer sealing certificates. Trapping data do not include residency, effort or success figures.

Hunter Surveys

Hunter questionnaires are used to obtain information for some species in lieu of other reliable sources of harvest information. Deer harvest is monitored through the use of hunter surveys annually in southeastern Alaska, Kodiak and Prince William Sound. The deer harvest data presented in this year's book was obtained through surveys covering these areas. Some biologists use trapper questionnaires to monitor furbearer harvests. Some caribou harvest information is also obtained through hunter surveys, particularly in the northern portions of Alaska.

Hunter questionnaires are direct mail surveys sent to a random sample of hunters or trappers. The survey mailings are based on names from harvest tickets, sealing certificates, or tag sales. Follow-up questionnaires are frequently used to encourage hunters to respond. The total numbers of a survey-monitored harvest are estimated from a statistical analysis of questionnaire answers. In addition to the same information provided by hunter reports, hunter questionnaires also provide information on hunter motivations, hunter expenses, use of public facilities, and observations of other wildlife .

Hunter Interviews

Many area management biologists augment their more formal sources of harvest data by conducting informal interviews of hunters in the field, at local airports, and in rural towns and villages. Interviews can provide valuable information on unreported harvests, illegal kills, and a check on hunter reporting rates. While hunter interviews are subjective, they can be of great help to a biologist in assessing true harvest levels and harvest-related activities in his area.

Unsealed Furbearer reports

Of the 18 furbearer species trapped in Alaska, only 6 have mandatory sealing requirements. To estimate harvest of the remaining species, biologists sometimes use information from raw fur export and fur acquisition reports. Most frequently it is obtained from trapper questionnaires and personal trapper interviews.

Fur reports provide only a record of commercial transactions (furs kept for home tanning are not documented in fur reports), and do not contain numbers of furbearers harvested in a given regulatory year. Harvest estimate information that is extrapolated from fur reports is very marginal in quality. However, sometimes it is the only information we have regarding unsealed furbearers. In a table in the Historical Tables section of this book, raw fur purchases plus trapper export numbers are summed for use as a broad *index* of harvest trends over time. These figures do not reflect actual harvest levels. In view of this, the data on unsealed furbearers (see the Historical Tables section) should be interpreted as indicators of harvest, not actual harvest numbers. Fluctuations in fur transaction numbers from one year to the next do not reflect harvest fluctuations or population status. They are in fact better indicators of worldwide fur market prices. Fur transactions should not be used to predict or represent actual harvest trends.

Fur Acquisition forms

A fur buyer fills out a Fur Acquisition form when he or she purchases raw furs from a trapper or fur dealer. This form, which shows the number and species of furs purchased, along with the GMU where the furs were trapped, is sent to ADF&G. A Fur Acquisition form shows nothing about trapper residency, transport means, or effort. Because a Fur Acquisition form is simply a record of a business transaction involving raw furs, furs taken over several years may show up there.

Fur Export forms

Fur export forms are used when an individual sends raw furs out of state, usually for tanning. The same information is collected from export forms as from acquisition forms. The forms are sent to the Information Management Section in Anchorage for compilation.

Documents Used to Collect Hunting Data by Species

Beaver

Beaver harvest information is collected from beaver sealing certificates. As for all furbearers taken with a trapping license, we do not collect residency data. We have no numbers on unsuccessful beaver trappers, thus making trapper effort and per cent success data also unavailable.

Beaver sealing data are often augmented through the use of trapper questionnaires and hunter interviews.

Bison

Bison harvest in Alaska is regulated by drawing permit and registration permit only. Bison harvest information is collected from permit hunter reports and from personal interviews with hunters in the field.

In 1994-95, 90 drawing permits were issued. Ninety (100%) permit reports were returned.

Black Bear

Black bear harvest information is collected from black bear sealing certificates. Since there are no permit hunts of any kind for black bear, all our data are for successful hunters only. No unsuccessful hunter figures are available. In some GMU's 1-7, 11-16, and 20, black bear sealing is not required. In those GMU's, black bear hunting information is very minimal and may not exist at all.

Brown Bear

We collect brown bear harvest data from brown bear sealing forms, and drawing and registration permit hunter reports. Brown bear sealing forms, used for bears harvested in general seasons, provide successful hunter information only, since unsuccessful hunters do not have to report back. Hunter reports from drawing hunts include unsuccessful hunter data, as do hunter reports from most brown bear registration hunts. The exceptions are a few special registration hunts for subsistence users only in northern and western Alaska.

In 1994-95, 686 brown bear registration permits were issued, and 678 (99%) were returned. A total of 508 brown bear drawing permits were issued and 440 (87%) reports were returned.

Caribou

Caribou are a migratory species, and herds often range over more than one GMU or subunit. Caribou in Alaska are managed by herd. This means when a caribou hunt is held, it applies to a specific herd, and often covers more than one subunit or GMU. The majority of area biologists report caribou harvest on a herd basis. A few biologists do examine their data on a GMU/Subunit as well, particularly when permit hunts held in a single GMU are involved. To accommodate both types of data collection, we show caribou harvest data both ways, summarized on a herd basis, and also on a GMU/subunit basis. Biologists are not required to give us GMU-based caribou data. Thus, many GMU's show caribou data as unavailable and refer you to the herd summaries. We feel that the GMU data, except where it deals with permitted hunts, is not an accurate picture of true harvest levels. In the interests of accuracy, we recommend that you do not limit yourself to only GMU-based caribou harvest data.

For the most accurate caribou harvest data, use HARVEST BY HERD tables in the Species Section.

Because hunters in many remote or rural areas chronically fail to report on caribou harvests, or do not accurately report all the caribou they took, much caribou data are especially limited. Sometimes, by talking with local hunters, area biologists can get a feel for the amount of non-reported harvest in their areas. In these cases, caribou data are handled as estimates.

The Harvest by Herd tables (multi-year in the Historical Tables section; single-year in the Species section) show low estimates (reported harvest and a minimum estimate of unreported kills) and high estimates (reported harvest plus high estimates of unreported kills).

Actual reported harvest figures are taken from returned harvest ticket reports, and sometimes represent only non-resident hunters. Keep in mind that all total figures

are still estimates because of this under-reporting and non-reporting problem. In some cases, unreported harvest far exceeds the reported harvest from a given herd. Consequently, information on caribou harvests through the permit system is much more reliable.

In the 1994-95 caribou permit hunt seasons, 4,193 State drawing and registration non-subsistence permits were issued; 7,472 State Tier II subsistence permits were issued; 1,942 Federal registration permits were issued. A total of 4,091 State hunt non-subsistence reports (98%) were returned; 7,375 Tier II subsistence reports (99%) were returned; 1,710 Federal hunter reports (88%) were returned.

Coyote, Fox, Marten, Mink, Muskrat, Squirrel, Weasel

Coyote, fox, marten, mink, muskrat, squirrel and weasel harvests are not easily documented since sealing is not required (marten require sealing in GMU's 1-5, 7, 13(E) and 14-16). The only records we have about these unsealed furbearers are fur acquisition and fur export reports. These are records of sales transactions between trappers and fur dealers, and records of shipments of furs outside the state, either for sale or for tanning. Because such transactions can include furs taken in previous years, and because many trappers, especially in Northern and Western Alaska, keep their trapped furs for tanning and use at home, this information is not especially useful for reflecting true harvest levels. In addition, non-reporting of transactions may be substantial. As a result, figures derived from these sources are useful only as broad trend indicators over long periods of time. In this book,we include summarized numbers from fur acquisition forms and fur export forms. These figures are in a special multi-year table in the Historical Tables section. The year-to-year fluctuations these figures show have little meaning, since many trappers do not sell their furs every year or even trap every year, depending on market prices.

Deer

While deer hunters must take a harvest ticket in the field to hunt, they are not required to submit a hunter report. Deer harvest estimates are calculated by using deer surveys.

In 1994-95, 7,921 deer surveys were issued to assess harvests throughout Alaska. Of these, 2,612 were returned (33%). The surveys covered harvests in Southeastern Alaska, Prince William Sound and Kodiak. As many as three follow-up questionnaires were sent to encourage hunters to respond. Estimates of harvest size were calculated from questionnaire responses.

In 1994-95, 729 deer registration permits (for which reporting is mandatory) were issued for hunts in Southeastern Alaska; 717 hunter reports (98%) were returned.

Elk

Alaska's Roosevelt Elk harvest is regulated by drawing permit and registration permit hunts. All legal elk harvest occurs in GMU 8, on Raspberry and Afognak Islands in the Kodiak Island archipelago. Elk harvest data are obtained from permit hunter reports.

In 1994-95, 1,156 drawing and registration permits were issued, with a 96% hunter report return rate (1,106 returned).

Lynx

Lynx harvest information is collected from furbearer sealing certificates. No residency data are collected. The Department does not collect unsuccessful trapper information, thus making trapper effort and per cent success information also unavailable.

Lynx sealing data are sometimes augmented by trapper questionnaires, hunter interviews, and fur acquisition and export reports.

Moose

Moose harvest data are collected from drawing permit, registration permit, and harvest ticket hunter reports. The data on moose are complete and reliable.

For the 1994-95 regulatory year, ADF&G issued 47,462 harvest tickets, with 35,041 reports returned (74%). A total of 3,928 State drawing and registration permits (non-Tier II) were issued, with 3,795 (97%) permit hunter reports returned. A total of 808 Tier II permits were issued, and 750 hunter reports (93%) were returned. Federal agencies issued 728 registration permits, and 688 reports were returned (95%).

Mountain Goat

Mountain goat harvest information is collected from registration and drawing permit hunter reports. There are no general seasons on mountain goats in Alaska.

In the 1994-95 regulatory year, 2,006 registration permits were issued; 1,994 hunter reports (99%) were returned. In that same period, 565 drawing permits were issued, and 561 hunter reports (99%) were returned. Tier II permits issued numbered 105, with 103 (98%) being returned. Federal agencies issued 19 subsistence permits for mountain goats, and 13 reports were returned (68%).

Muskox

Muskox harvest information comes from drawing, registration, and Tier II permit hunter reports. There are no general seasons on muskoxen in Alaska.

In the 1994-95 regulatory year, 20 drawing permits, 5 registration permits, and 2 Tier II permits were issued. All permit reports (100%) were returned. Eleven Federal muskox registration permits were issued; 9 (81%) were returned.

Otter

River otter harvest information comes from furbearer sealing certificates. No residency data are collected. No data are available on unsuccessful otter trappers, thus making trapper effort and per cent success information also unavailable

River otter sealing certificate data are frequently augmented by trapper questionnaires, hunter interviews, and fur acquisition and export reports.

Sheep

Dall sheep harvest information is collected from drawing and registration permit reports and from general season hunter reports.

During the 1994-95 sheep seasons, 7,315 harvest tickets were issued and 6,029 (82%) hunter reports were returned. During that same period, 596 dall sheep drawing and registration permits were issued, and 589 (99%) permit hunter reports were returned. Twenty-nine Federal sheep permits were issued; 25 (86%) hunter reports were returned.

Waterfowl

Statewide waterfowl harvest information is collected annually through the use of hunter surveys. The distribution of hunter questionnaires has been incorporated into the sales of the state duck stamp. Self-addressed, pre-paid questionnaires are issued to the purchasers of the first 2 stamps out of each booklet of 5 stamps (40% sample). Harvest and hunter activity are compiled from survey cards returned by a specified date. No reminder surveys are sent to non-respondents.

Wolf

Wolf harvest information is collected from furbearer sealing certificates. No residency data are collected. No data are available on unsuccessful wolf trappers and hunters, thus making trapper and hunter effort and % success information also unavailable.

Wolf sealing certificate data are sometimes augmented by information from trapper questionnaires, hunter interviews, and fur acquisition and export reports.

Wolverine

Wolverine harvest information is collected from furbearer sealing certificates. No residency data are collected. No data are available on unsuccessful wolverine trappers or hunters, thus making trapper and hunter effort and per cent success information also unavailable.

Biologists may expand wolverine harvest data with information from trapper questionnaires and hunter interviews.



LICENSE SALES SUMMARY

NUMBER	***1990-91***	***1991-92***	***1992-93***	***1993-94***	***1994-95***
Resident hunting licenses[1]	84,008	87,402	83,213[4]	81,811	79,107
Nonresident hunting licenses[2]	9,784	10,282	10,139	10,876	11,217
TOTAL	**93,792**	**97,684**	**93,352**	**92,687**	**90,324**
Resident trapping licenses[1]	19,696	19,195	18,279[4]	19,553	19,936
Nonresident trapping licenses	22	26	10	14	24
TOTAL	**19,718**	**19,221**	**18,289**	**19,567**	**19,960**
Low income sport fishing, hunting, and trapping licenses	11,536[3]	10,806	11,335	13,373	13,078
REVENUES					
Resident hunting licenses	$834,064	$892,921	$1,187,192	$1,701,564	$1,641,851
Nonresident hunting licenses	533,194	718,701	699,840	814,082	837,881
Resident trapping licenses	$83,092	$96,365	$100,468	$152,775	$158,993
Nonresident trapping licenses	1,640	4,133	1,598	2,220	3,829

DRAWING PERMIT APPLICATION SALES SUMMARY

NUMBER	***1990-91***	***1991-92***	***1992-93***	***1993-94***	***1994-95***
$5 permit fee	83,404	49,213	60,613	55,163	67,824
$10 permit fee	6,743	13,568	12,506	15,852	16,648
TOTAL	**90,147**	**62,781**	**73,119**	**71,015**	**84,472**
REVENUES					
$5 permit fee	$417,020	$246,065	$303,065	$275,815	$339,120
$10 permit fee	67,430	135,680	125,060	158,520	166,480

[1] Includes low income licenses (available to residents only).
[2] Includes military small game licenses.
[3] Low income license fees were $0.25 prior to 91-92.
[4] Resident hunting and trapping license fees increased Jan. 1, 1993.

BIG GAME TAG SALES SUMMARY

NUMBER	*1990-91*	*1991-92*	*1992-93*	*1993-94*	*1994-95*
RESIDENT TAGS					
Brown and Grizzly Bear	5,777	6,936	6,676	6,592	6,317
Muskox ($500)	39	43	43	31	18
Muskox ($25)	75	75	60	54	5
TOTAL	**5,891**	**7,054**	**6,779**	**6,677**	**6,340**
NONRESIDENT TAGS					
Bison	2	4	5	5	1
Black Bear	1,360	1,201	1,370	1,387	1,525
Brown and Grizzly Bear	1,143	1,513	1,026	1,403	1,065
Caribou	3,193	2,711	3,034	4,111	4,965
Deer	740	700	706	804	1,040
Elk	48	36	33	9	4
Moose	2,414	2,206	2,317	2,646	3,134
Mt. Goat	97	97	116	115	125
Muskox	3	3	2	5	2
Sheep	835	718	641	631	623
Wolf	218	284	170	218	269
Wolverine	28	27	16	27	16
TOTAL	**10,081**	**9,500**	**9,436**	**11,361**	**12,769**
Waterfowl stamps sold	29,030	23,709	17,197	14,898	13,748

BIG GAME TAG REVENUES

Resident big game tags	$159,280	$188,755	$181,577	$173,392	$159,345
Non-resident big game tags	2,804,000	3,220,490	3,091,100	3,750,103	4,091,489

ESTIMATED NET TO WILDLIFE CONSERVATION AND FURBEARER FUNDS

	1990-91	*1991-92*	*1992-93*	*1993-94*	*1994-95*
Hunting	$4,930,901	$5,461,311	$5,641,180	$6,905,742	$7,236,166
Waterfowl	141,668	115,586	83,072	71,801	66,445
Furbearer fund	83,096	95,997	100,615	110,266	130,127

**** ALL REVENUE FIGURES OBTAINED FROM DEPT. OF ADMIN., LICENSING SECTION ****

DRAWING PERMIT STATISTICS, 1994-95

APPLICATIONS WITH:	RES	NON-RES	TOTAL ELIGIBLE APPLICANTS	TOTAL APPLIC ATIONS	WINNER RES	WINNER NONRES	PERCENT DRAWN
BROWN BEAR							
1 Hunt	607	199	806	806	34	142	21.8
2 Hunts	508	43	551	1102	85	30	20.9
3 Hunts	1119	46	1165	3495	209	5	18.4
Subtotal	2234	288	2522	5403	328	177	20.0
BISON							
1 Hunt	4694	56	4750	4750	23	0	0.5
2 Hunts	4409	45	4454	8908	41	0	0.9
3 Hunts	720	9	729	2187	26	0	3.6
Subtotal	9823	110	9933	15845	90	0	0.9
CARIBOU							
1 Hunt	2287	49	2336	2336	253	3	11.0
2 Hunts	534	7	541	1082	127	1	23.7
3 Hunts	136	7	143	429	50	1	35.7
Subtotal	2957	63	3020	3847	430	5	14.4
ELK							
1 Hunt	415	6	421	421	75	0	17.8
2 Hunts	292	9	301	602	85	0	28.2
3 Hunts	628	26	654	1962	251	14	40.5
Subtotal	1335	41	1376	2985	411	14	30.9
MT. GOAT							
1 Hunt	1182	70	1252	1252	106	3	8.7
2 Hunts	774	33	807	1614	130	8	17.1
3 Hunts	1257	28	1285	3855	311	7	24.7
Subtotal	3213	131	3344	6721	547	18	16.9
MOOSE							
1 Hunt	3412	27	3439	3439	105	3	3.1
2 Hunts	3990	45	4035	8070	221	3	5.6
3 Hunts	7556	74	7630	22890	761	7	10.1
Subtotal	14958	146	15104	34399	1087	13	7.3
MUSKOX							
1 Hunt	325	33	358	358	13	1	3.9
2 Hunts	79	6	85	170	6	0	7.1
Subtotal	404	39	443	528	19	1	4.5
SHEEP							
1 Hunt	2062	72	2134	2134	111	4	5.4
2 Hunts	1245	43	1288	2576	151	8	12.3
3 Hunts	2248	131	2379	7137	296	19	13.2
Subtotal	5555	246	5801	11847	558	31	10.2
TOTAL	21545	836	22381	81575	3170	251	15.3

COMPARISON OF HARVEST TICKETS ISSUED AND REPORTS RETURNED

SPECIES	YEAR	NUMBER HARVEST TICKETS ISSUED	NUMBER REPORTS RETURNED	PERCENT REPORTS RETURNED
DEER[1,2]	1990-91	8073	4234	52.4
	1991-92	8005	4274	53.4
	1992-93	8045	4079	50.7
	1993-94	8179	3911	47.8
	1994-95	7921	2612	33.0
MOOSE[3]	1990-91	39864	28723	72.1
	1991-92	45577	33290	73.0
	1992-93	46008	33631	73.1
	1993-94	47330	34803	73.5
	1994-95	47462	35041	73.8
SHEEP[3]	1990-91	7330	5906	80.6
	1991-92	7901	6442	81.5
	1992-93	7427	6105	82.2
	1993-94	7744	6412	82.8
	1994-95	7315	6029	82.4
WATERFOWL[1,4]	1990-91	5052	1054	20.9
	1991-92	n/a	n/a	n/a
	1992-93	4076	1008	24.7
	1993-94	4512	987	21.9
	1994-95	4286	973	22.7

[1] Numbers shown represent no. surveys issued, no. surveys returned, % surveys returned.
[2] Numbers returned reflect 2-3 follow-up surveys.
[3] Numbers returned reflect 1 reminder letter mailing.
[4] Numbers returned reflect no reminder letter mailing.

COMPARISON OF PERMITS ISSUED AND REPORTS RETURNED

SPECIES	YEAR	NUMBER PERMITS[1] AVAILABLE	NUMBER PERMITS ISSUED	NUMBER REPORTS RETURNED	PERCENT REPORTS RETURNED
BISON	1990-91	100	100	100	100.0
(Drawing)	1991-92	180	182	163	89.6
	1992-93	150	150	150	100.0
	1993-94	171	171	170	99.4
	1994-95	90	90	90	100.00
BROWN BEAR	1990-91[3]	n/a	n/a	n/a	n/a
(Registration)	1991-92	n/a	1547	1535	99.2
	1992-93	n/a	984	984	100.0
	1993-94	n/a	1262	1254	99.4
	1994-95	n/a	686	678	98.8
BROWN BEAR	1990-91[3]	n/a	n/a	n/a	n/a
(Drawing)	1991-92	460	431	293	68.0
	1992-93	471	445	432	97.1
	1993-94	471	385	348	90.4
	1994-95	581	508	440	86.6
BROWN BEAR	1992-93	n/a	1	1	100.0
(Federal)	1993-94	n/a	0	0	0.0
	1994-95	n/a	4	2	50.0
CARIBOU	1990-91[2]	n/a	10161	9963	98.1
(Registration)	1991-92	n/a	3091	3026	97.9
	1992-93	n/a	973	954	98.0
	1993-94	n/a	3639	3548	97.5
	1994-95	n/a	3758	3664	97.5
CARIBOU	1991-92	403	403	367	91.1
(Drawing)	1992-93	203	203	201	99.0
	1993-94	390	390	381	97.7
	1994-95	435	435	427	98.2

[1] Drawing and Tier II permits only.
[2] Drawing & Registration permit data are combined.
[3] Only combined drawing & registration permit data available. To avoid inappropriate comparisons, these data are not presented.

COMPARISON OF PERMITS ISSUED AND REPORTS RETURNED

SPECIES	YEAR	NUMBER PERMITS[1] AVAILABLE	NUMBER PERMITS ISSUED	NUMBER REPORTS RETURNED	PERCENT REPORTS RETURNED
CARIBOU	1991-92	2800	2802	2762	98.6
(Tier II)	1992-93	6503	6503	6424	98.8
	1993-94	9003	9003	8868	98.5
	1994-95	7500	7472	7375	98.7
CARIBOU	1990-91	n/a	971	897	92.4
(Federal)	1991-92	n/a	2601	2410	92.7
	1992-93	n/a	2385	2054	86.1
	1993-94	n/a	1945	1701	87.5
	1994-95	n/a	1942	1710	88.1
DEER	1991-92	n/a	700	674	96.3
(Registration)	1992-93	n/a	763	749	98.2
	1993-94	n/a	701	693	98.9
	1994-95	n/a	729	717	98.4
DEER	1994-95	n/a	1	1	100.00
(Federal)					
ELK	1990-91[3]	n/a	n/a	n/a	n/a
(Registration)	1991-92	n/a	2592	2502	96.5
	1992-93	n/a	648	612	94.4
	1993-94	n/a	612	596	97.4
	1994-95	n/a	731	691	94.5
ELK	1990-91[3]	n/a	n/a	n/a	n/a
(Drawing)	1991-92	275	275	272	98.9
	1992-93	200	200	199	99.5
	1993-94	405	405	400	98.8
	1994-95	425	425	415	97.6
MOOSE	1990-91[2]	n/a	3109	2965	95.4
(Registration)	1991-92	n/a	2081	1984	95.3
	1992-93	n/a	1921	1897	98.8
	1993-94	n/a	3070	2976	96.9
	1994-95	n/a	2826	2708	95.8

[1] Drawing and Tier II permits only.
[2] Drawing & registration permit data are combined.
[3] Only combined drawing & registration permit data available. To avoid inappropriate comparisons, these data are not presented.

COMPARISON OF PERMITS ISSUED AND REPORTS RETURNED

SPECIES	YEAR	NUMBER PERMITS[1] AVAILABLE	NUMBER PERMITS ISSUED	NUMBER REPORTS RETURNED	PERCENT REPORTS RETURNED
MOOSE	1991-92	650	650	642	98.8
(Drawing)	1992-93	945	945	939	99.4
	1993-94	1080	1080	1064	98.5
	1994-95	1102	1102	1087	98.6
MOOSE	1991-92	478	398	335	84.2
(Tier II)	1992-93	458	428	410	95.8
	1993-94	643	617	578	93.7
	1994-95	819	808	750	92.8
MOOSE	1990-91	n/a	723	617	85.3
(Federal)	1991-92	n/a	769	728	94.7
	1992-93	n/a	782	706	90.3
	1993-94	n/a	879	812	92.4
	1994-95	n/a	728	688	94.5
MT. GOAT	1990-91	n/a	1955	1854	94.8
(Registration)	1991-92	n/a	1977	1858	94.0
	1992-93	n/a	1976	1952	98.8
	1993-94	n/a	2237	2218	99.2
	1994-95	n/a	2006	1994	99.4
MT. GOAT	1990-91	452	452	449	99.3
(Drawing)	1991-92	480	480	477	99.4
	1992-93	493	493	489	99.2
	1993-94	598	598	591	98.8
	1994-95	565	565	561	99.3
MT. GOAT	1991-92	82	94	92	97.9
(Tier II)	1992-93	95	95	95	100.0
	1993-94	50	50	49	98.0
	1994-95	105	105	103	98.1
MT. GOAT	1990-91	n/a	10	5	50.0
(Federal)	1991-92	n/a	16	14	87.5
	1992-93	n/a	28	24	85.7
	1993-94	n/a	24	21	87.5
	1994-95	n/a	19	13	68.4

[1] Drawing and Tier II permits only.

COMPARISON OF PERMITS ISSUED AND REPORTS RETURNED

SPECIES	YEAR	NUMBER PERMITS[1] AVAILABLE	NUMBER PERMITS ISSUED	NUMBER REPORTS RETURNED	PERCENT REPORTS RETURNED
MUSKOX	1992-93	n/a	60	60	100.0
(Registration)	1993-94	n/a	55	55	100.0
	1994-95	n/a	5	5	100.0
MUSKOX	1990-91[2]	117	117	106	90.6
(Drawing)	1991-92[2]	n/a	114	114	100.0
	1992-93	45	46	46	100.0
	1993-94	35	35	35	100.0
	1994-95	20	20	20	100.0
MUSKOX	1991-92	11	11	4	36.4
(Tier II)	1992-93	2	2	2	100.0
	1993-94	2	2	2	100.0
	1994-95	2	2	2	100.0
MUSKOX	1992-93	n/a	10	9	90.0
(Federal)	1993-94	n/a	11	9	81.2
	1994-95	n/a	11	9	81.8
SHEEP	1992-93	n/a	4	4	100.0
(Registration)	1993-94	n/a	38	38	100.0
	1994-95	n/a	7	7	100.0
SHEEP	1990-91	627	627	613	97.8
(Drawing)	1991-92	627	627	621	99.0
	1992-93	627	627	627	100.0
	1993-94	639	639	638	99.8
	1994-95	589	589	582	98.8
SHEEP	1991-92	n/a	6	2	33.3
(Federal)	1992-93	n/a	46	27	58.7
	1993-94	n/a	47	37	78.7
	1994-95	n/a	29	25	86.2

[1] Drawing and Tier II permits only.
[2] Drawing & registration permit data are combined.

JIM FOWLER 1978

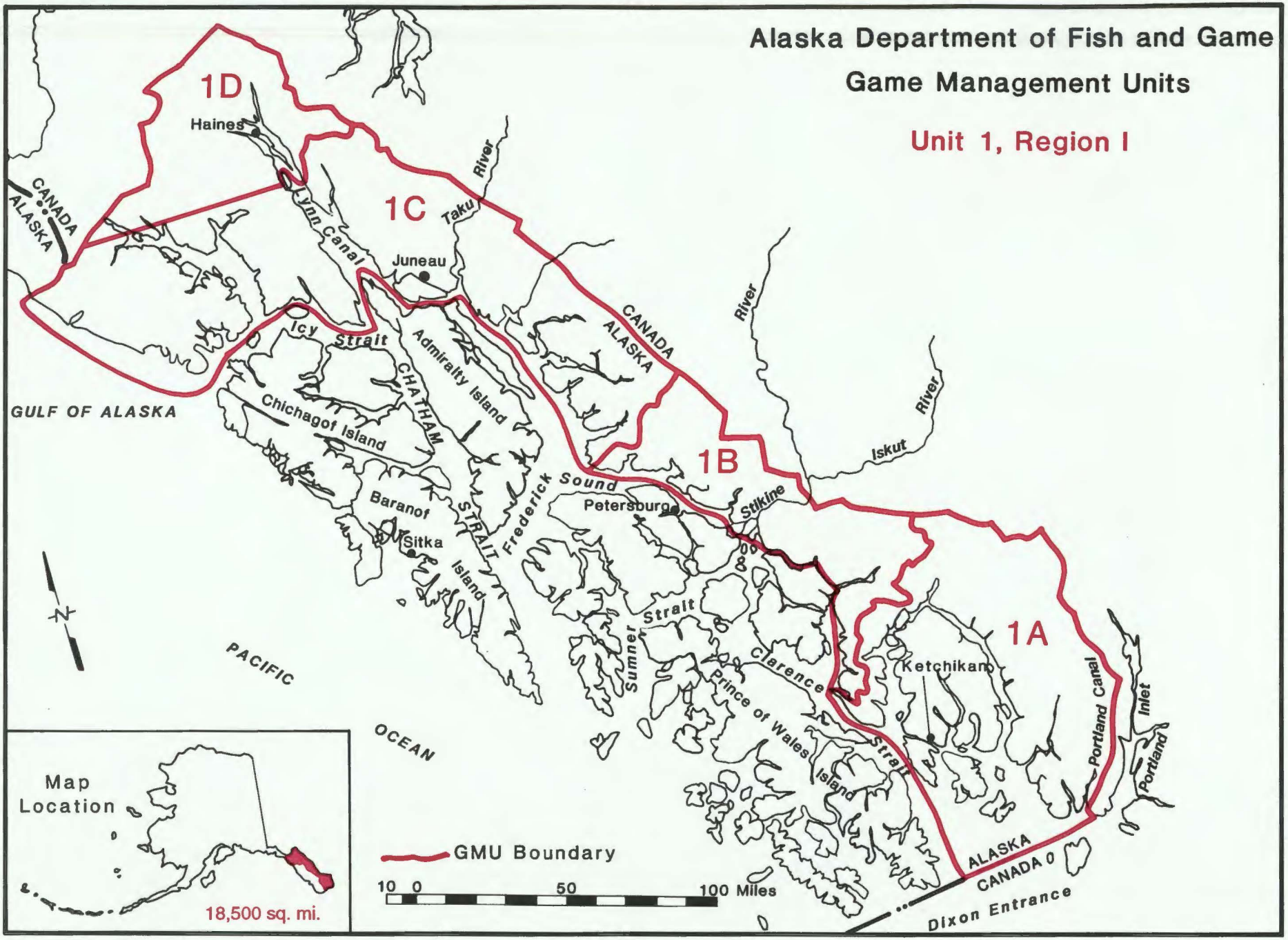
Alaska Department of Fish and Game
Game Management Units
Unit 1, Region I
1D
1C
1B
1A
Haines
Juneau
Petersburg
Ketchikan
Sitka
Chichagof Island
Baranof Island
Admiralty Island
Prince of Wales Island
CANADA
ALASKA
Lynn Canal
Taku River
Icy Strait
CHATHAM STRAIT
Frederick Sound
Stikine River
Iskut River
Sumner Strait
Clarence Strait
Portland Canal
Portland Inlet
Dixon Entrance
GULF OF ALASKA
PACIFIC OCEAN
GMU Boundary
10 0 50 100 Miles
Map Location
18,500 sq. mi.

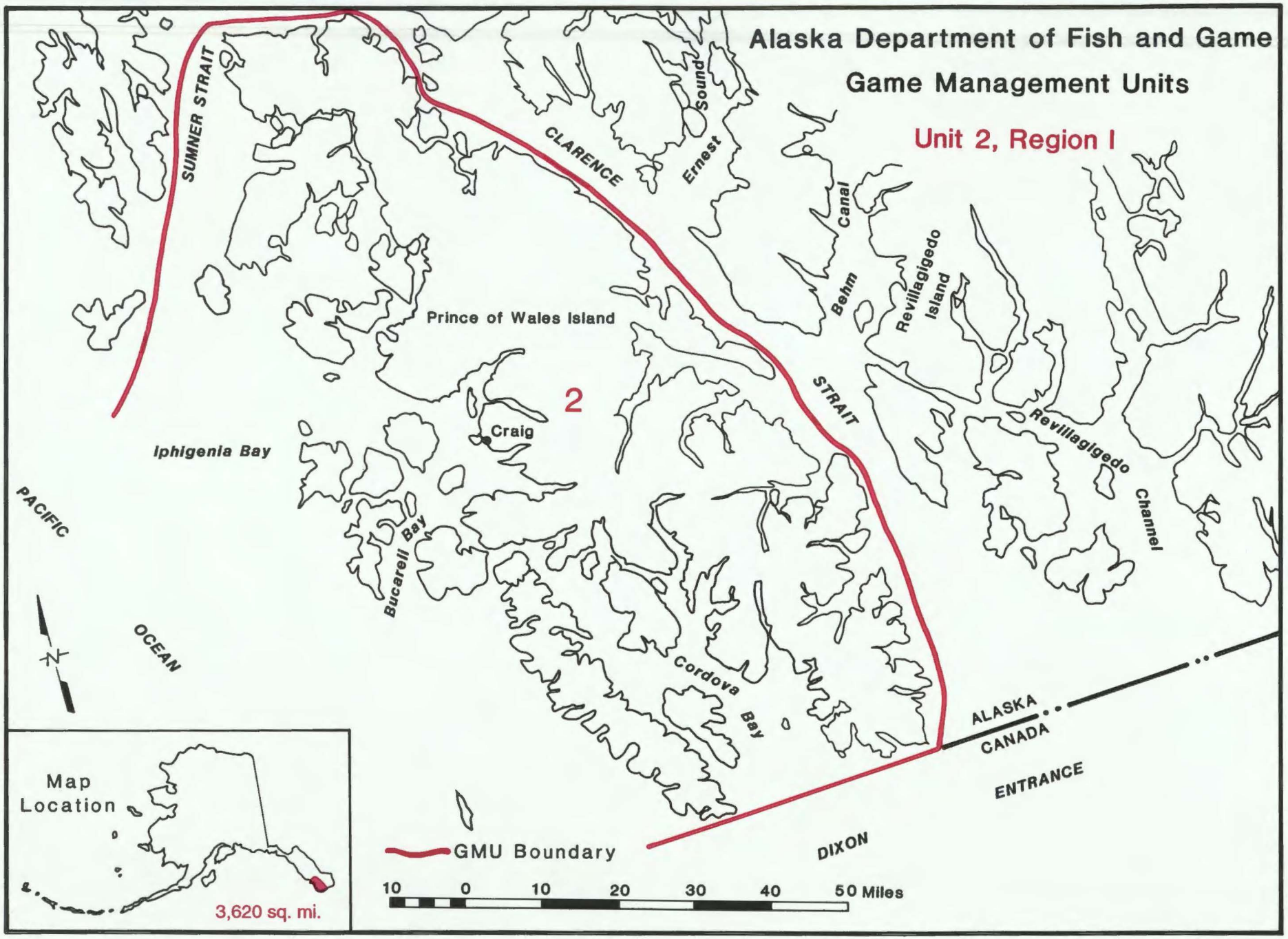
Alaska Department of Fish and Game
Game Management Units
Unit 2, Region I
SUMNER STRAIT
CLARENCE
Sound
Ernest
Canal
Behm
Revillagigedo
Island
Prince of Wales Island
STRAIT
2
Craig
Revillagigedo
Channel
Iphigenia Bay
PACIFIC
OCEAN
Bucarell Bay
Cordova Bay
ALASKA
CANADA
ENTRANCE
DIXON
Map
Location
3,620 sq. mi.
GMU Boundary
10 0 10 20 30 40 50 Miles

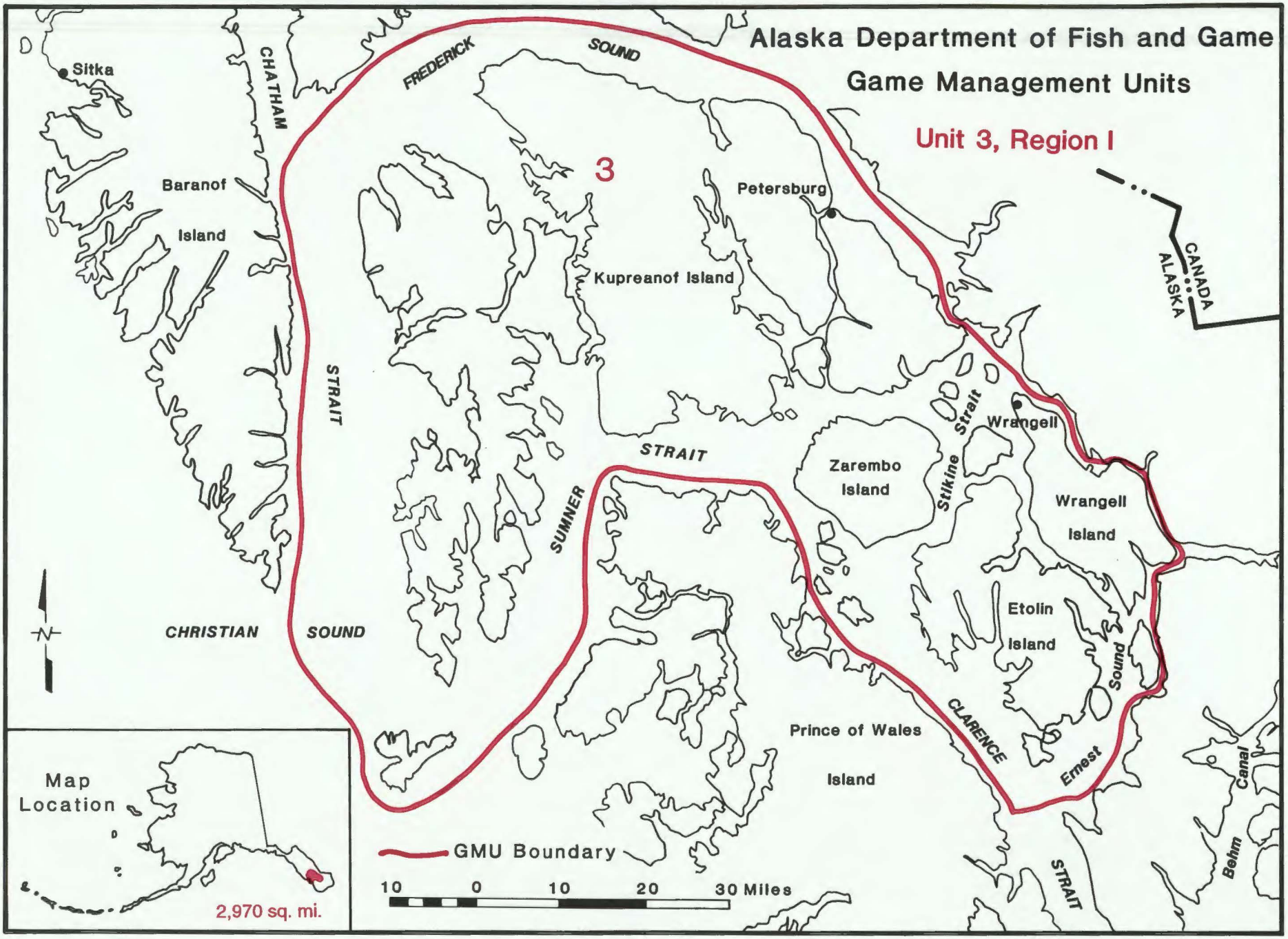
Alaska Department of Fish and Game
Game Management Units
Unit 3, Region I
3
Sitka
CHATHAM
STRAIT
FREDERICK
SOUND
Baranof
Island
Petersburg
Kupreanof Island
CANADA
ALASKA
Wrangell
Stikine Strait
Zarembo
Island
SUMNER
STRAIT
Wrangell
Island
CHRISTIAN
SOUND
Etolin
Island
Sound
CLARENCE
Prince of Wales
Island
Ernest
Sound
Behm
Canal
STRAIT
Map
Location
2,970 sq. mi.
GMU Boundary
10 0 10 20 30 Miles

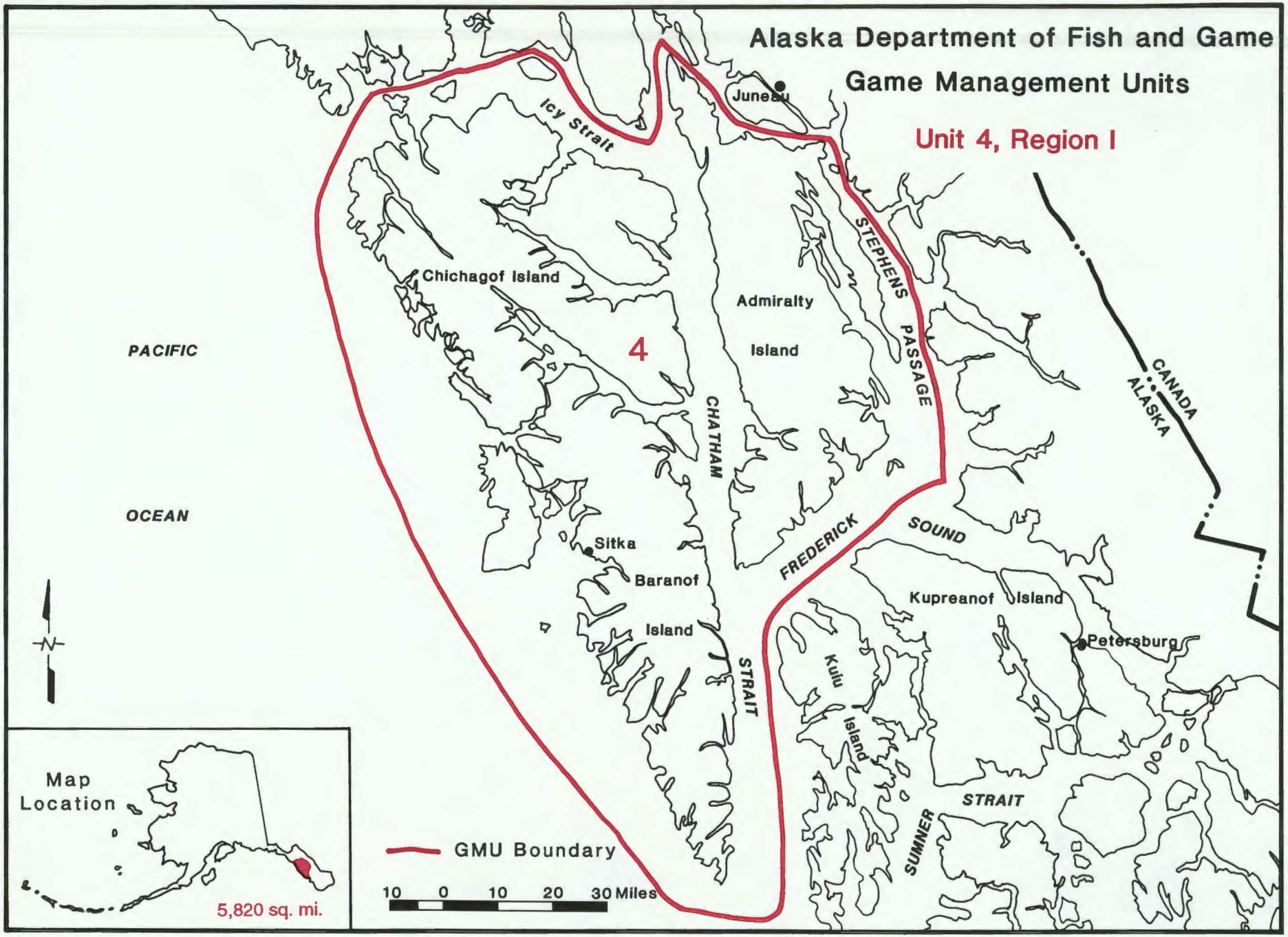
Alaska Department of Fish and Game
Game Management Units
Unit 4, Region I
Juneau
Icy Strait
Chichagof Island
Admiralty
Island
4
STEPHENS PASSAGE
CANADA
ALASKA
PACIFIC
OCEAN
CHATHAM
Sitka
Baranof
Island
FREDERICK
SOUND
Kupreanof Island
Petersburg
Kuiu
Island
STRAIT
SUMNER
STRAIT
Map
Location
5,820 sq. mi.
GMU Boundary
10 0 10 20 30 Miles

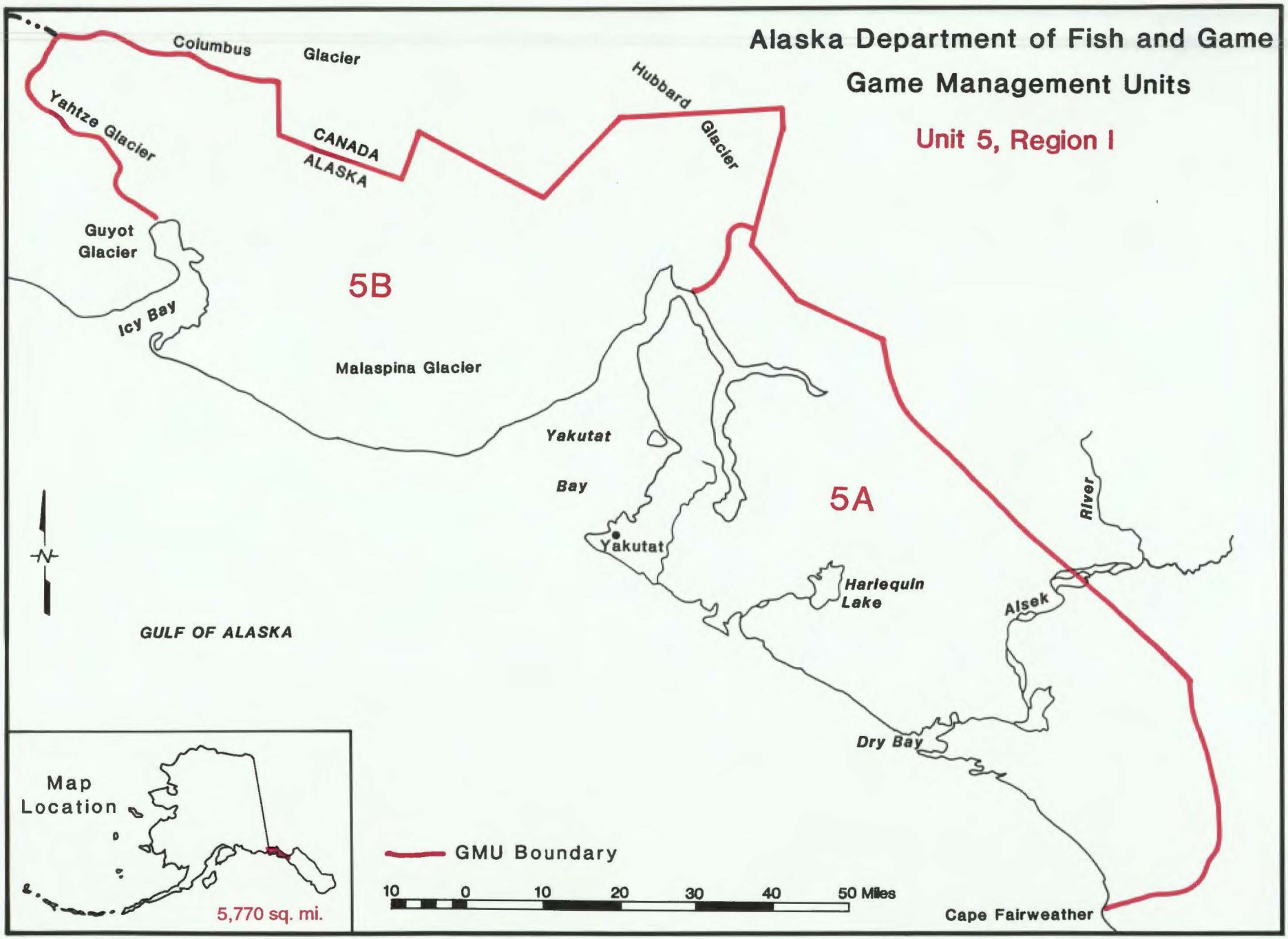
Alaska Department of Fish and Game
Game Management Units
Unit 5, Region I
Columbus Glacier
Yahtze Glacier
CANADA
ALASKA
Hubbard Glacier
Guyot Glacier
Icy Bay
5B
Malaspina Glacier
Yakutat Bay
5A
Yakutat
Harlequin Lake
Alsek River
GULF OF ALASKA
Dry Bay
Cape Fairweather
Map Location
5,770 sq. mi.
GMU Boundary
10 0 10 20 30 40 50 Miles

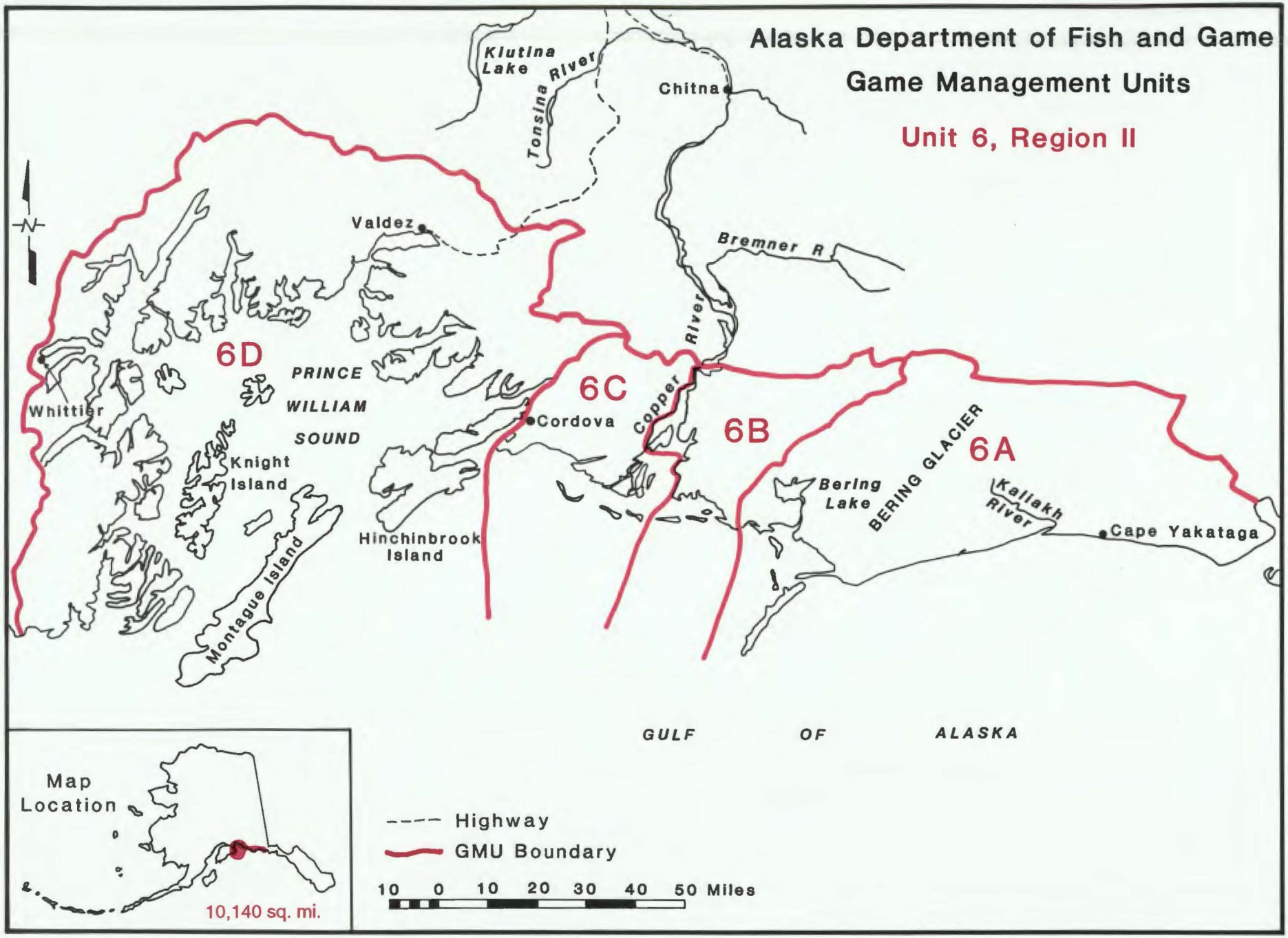
Alaska Department of Fish and Game
Game Management Units
Unit 6, Region II
Klutina Lake
Tonsina River
Chitna
Valdez
Bremner R
Copper River
6D
PRINCE WILLIAM SOUND
6C
6B
6A
Whittier
Cordova
Knight Island
Hinchinbrook Island
Montague Island
Bering Lake
BERING GLACIER
Kallakh River
Cape Yakataga
GULF OF ALASKA
Map Location
10,140 sq. mi.
Highway
GMU Boundary
10 0 10 20 30 40 50 Miles

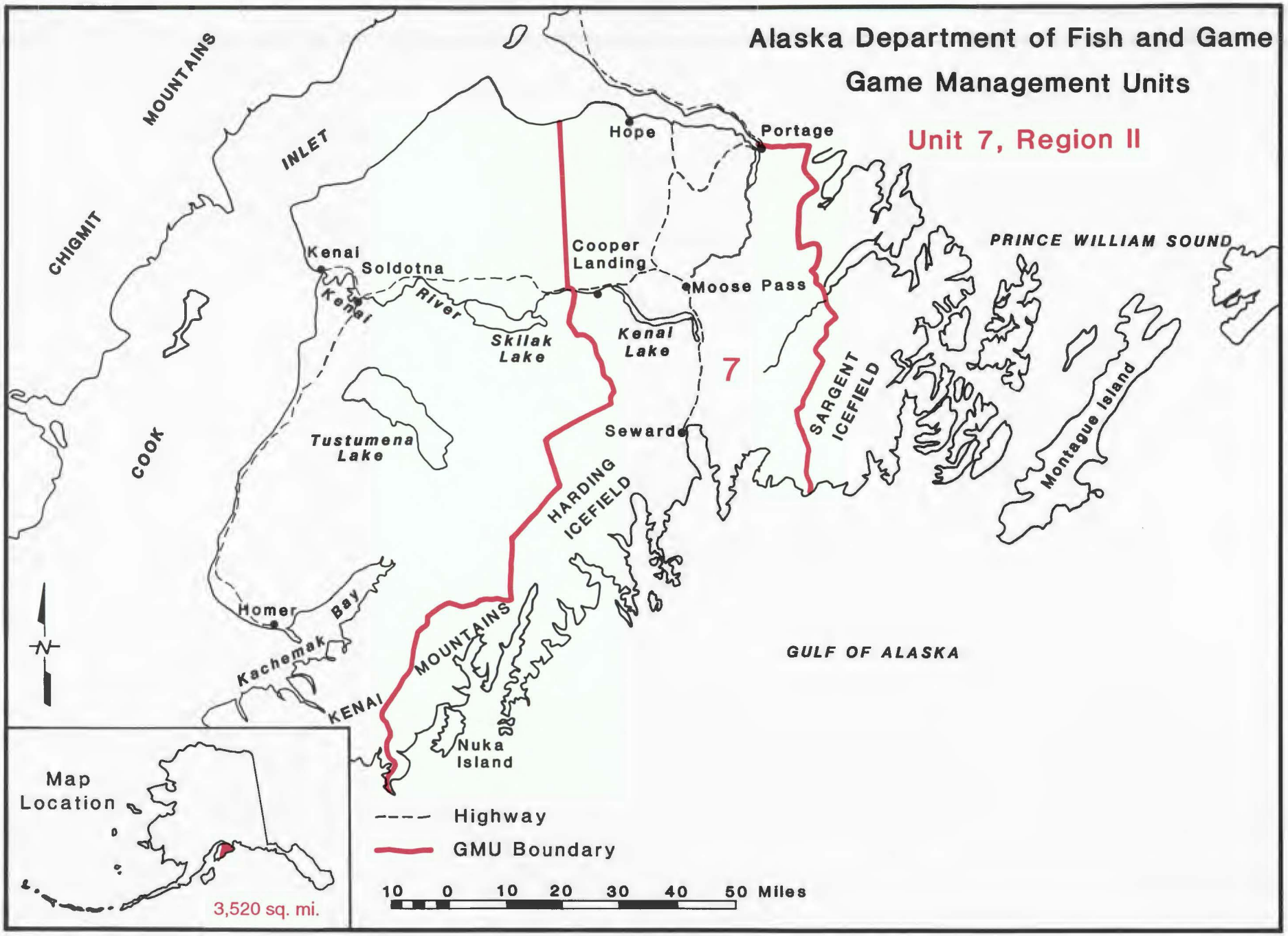
Alaska Department of Fish and Game
Game Management Units
Unit 7, Region II
MOUNTAINS
INLET
CHIGMIT
COOK
Hope
Portage
Kenai
Soldotna
Kenai River
Cooper Landing
Moose Pass
PRINCE WILLIAM SOUND
Skilak Lake
Kenai Lake
7
Tustumena Lake
Seward
SARGENT ICEFIELD
Montague Island
HARDING ICEFIELD
Homer
Bay
Kachemak
KENAI MOUNTAINS
GULF OF ALASKA
Nuka Island
Map Location
3,520 sq. mi.
Highway
GMU Boundary
10 0 10 20 30 40 50 Miles

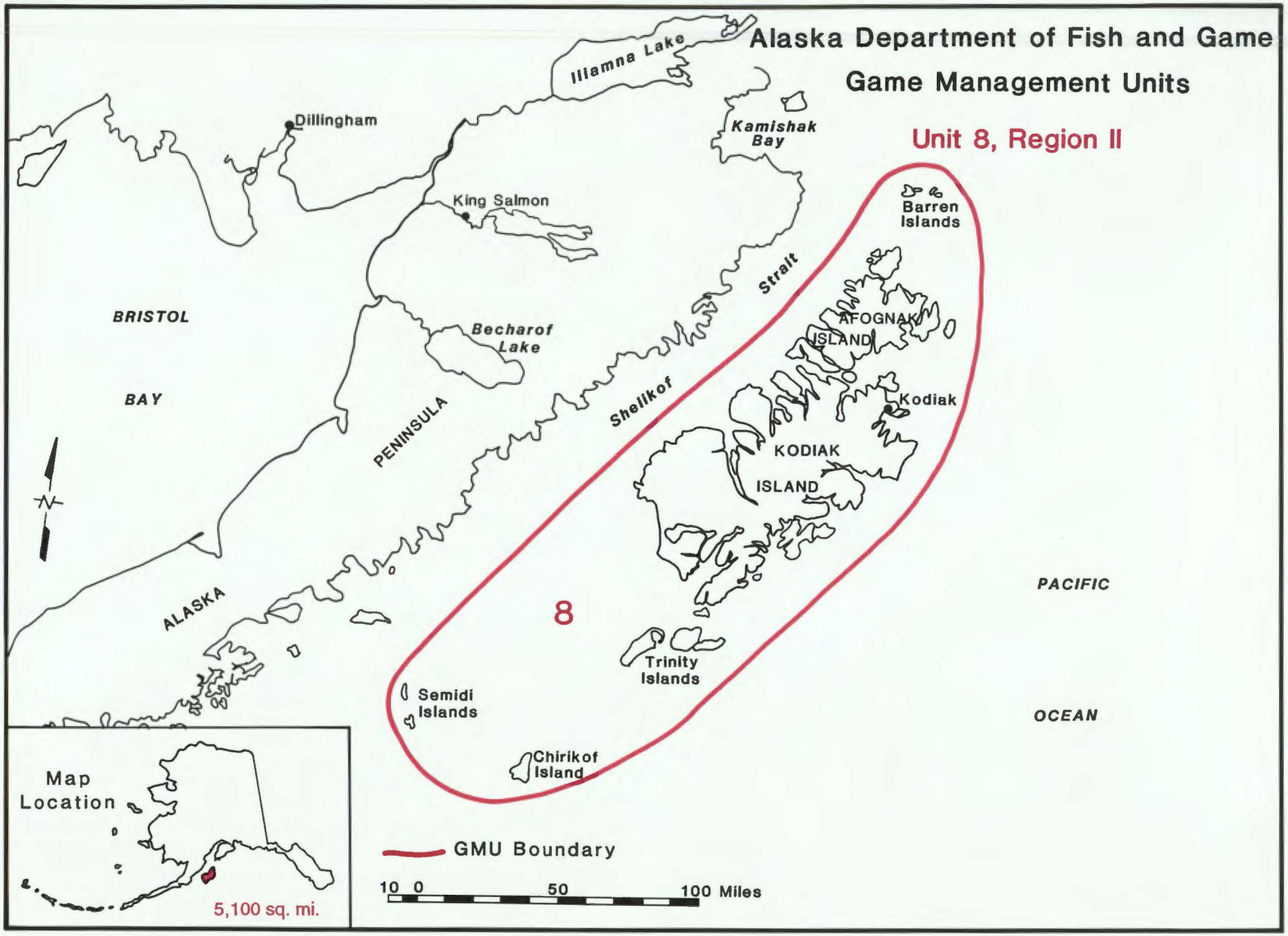
Alaska Department of Fish and Game
Game Management Units
Unit 8, Region II
Iliamna Lake
Dillingham
Kamishak Bay
King Salmon
Barren Islands
BRISTOL
BAY
Becharof Lake
Strait
AFOGNAK ISLAND
Shelikof
Kodiak
PENINSULA
KODIAK ISLAND
ALASKA
PACIFIC
OCEAN
8
Trinity Islands
Semidi Islands
Chirikof Island
Map Location
5,100 sq. mi.
GMU Boundary
10 0 50 100 Miles

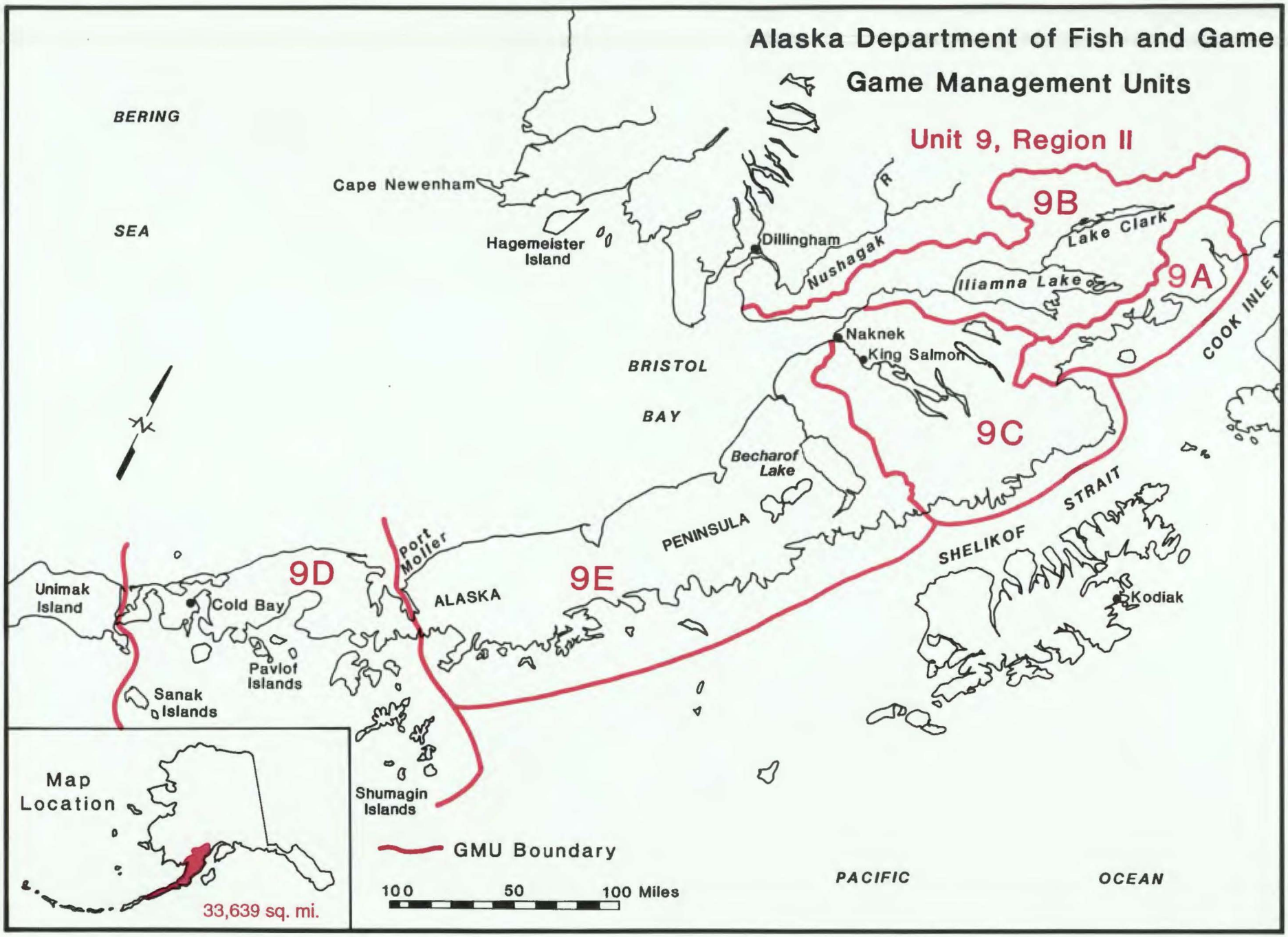
Alaska Department of Fish and Game
Game Management Units
Unit 9, Region II
9A
9B
9C
9D
9E
BERING
SEA
Cape Newenham
Hagemeister Island
Dillingham
Nushagak R
Lake Clark
Iliamna Lake
COOK INLET
Naknek
King Salmon
BRISTOL
BAY
Becharof Lake
PENINSULA
port Moller
ALASKA
SHELIKOF STRAIT
Kodiak
Unimak Island
Cold Bay
Pavlof Islands
Sanak Islands
Shumagin Islands
Map Location
33,639 sq. mi.
GMU Boundary
100 50 100 Miles
PACIFIC OCEAN

M-9

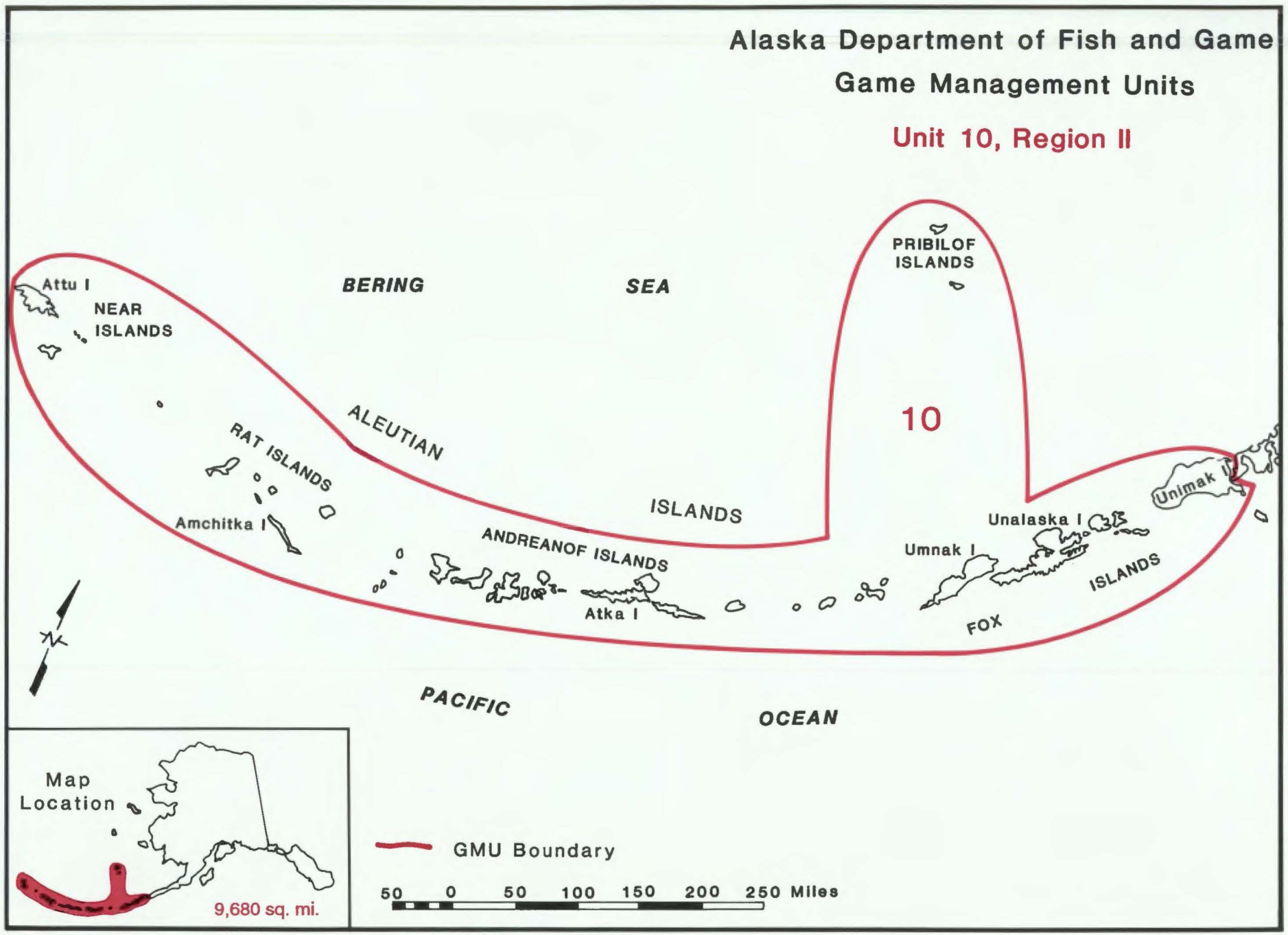
Alaska Department of Fish and Game
Game Management Units
Unit 10, Region II
PRIBILOF ISLANDS
Attu I
NEAR ISLANDS
BERING SEA
10
ALEUTIAN ISLANDS
RAT ISLANDS
Amchitka I
ANDREANOF ISLANDS
Atka I
Unimak I
Unalaska I
Umnak I
FOX ISLANDS
PACIFIC OCEAN
Map Location
9,680 sq. mi.
GMU Boundary
50 0 50 100 150 200 250 Miles

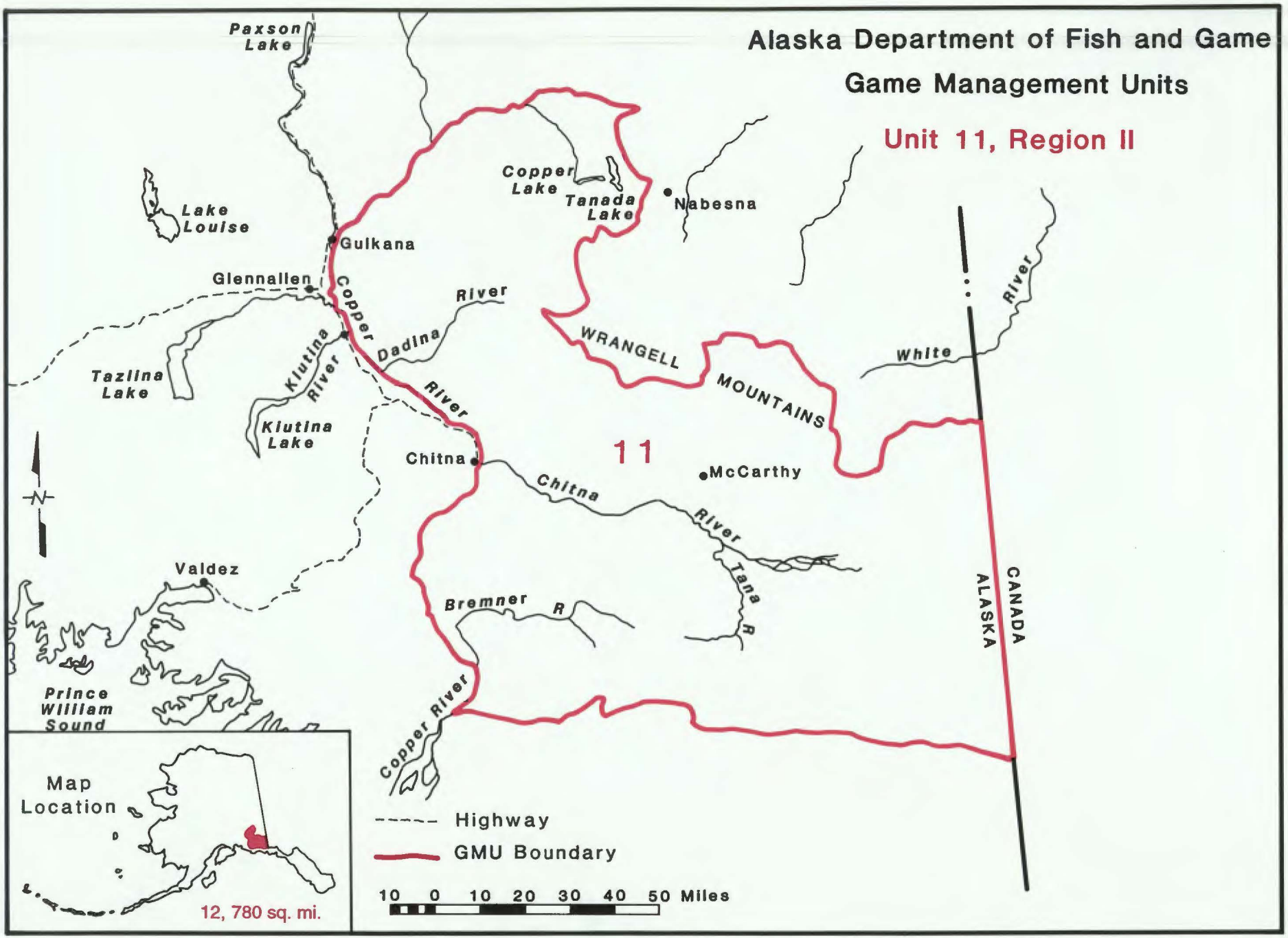
Alaska Department of Fish and Game
Game Management Units
Unit 11, Region II
Paxson Lake
Lake Louise
Gulkana
Glennallen
Copper River
Klutina River
Tazlina Lake
Klutina Lake
Dadina River
Copper Lake
Tanada Lake
Nabesna
WRANGELL MOUNTAINS
White River
11
Chitna
McCarthy
Chitna River
Tana R
Bremner R
Valdez
Prince William Sound
Copper River
CANADA
ALASKA
Map Location
12, 780 sq. mi.
Highway
GMU Boundary
10 0 10 20 30 40 50 Miles

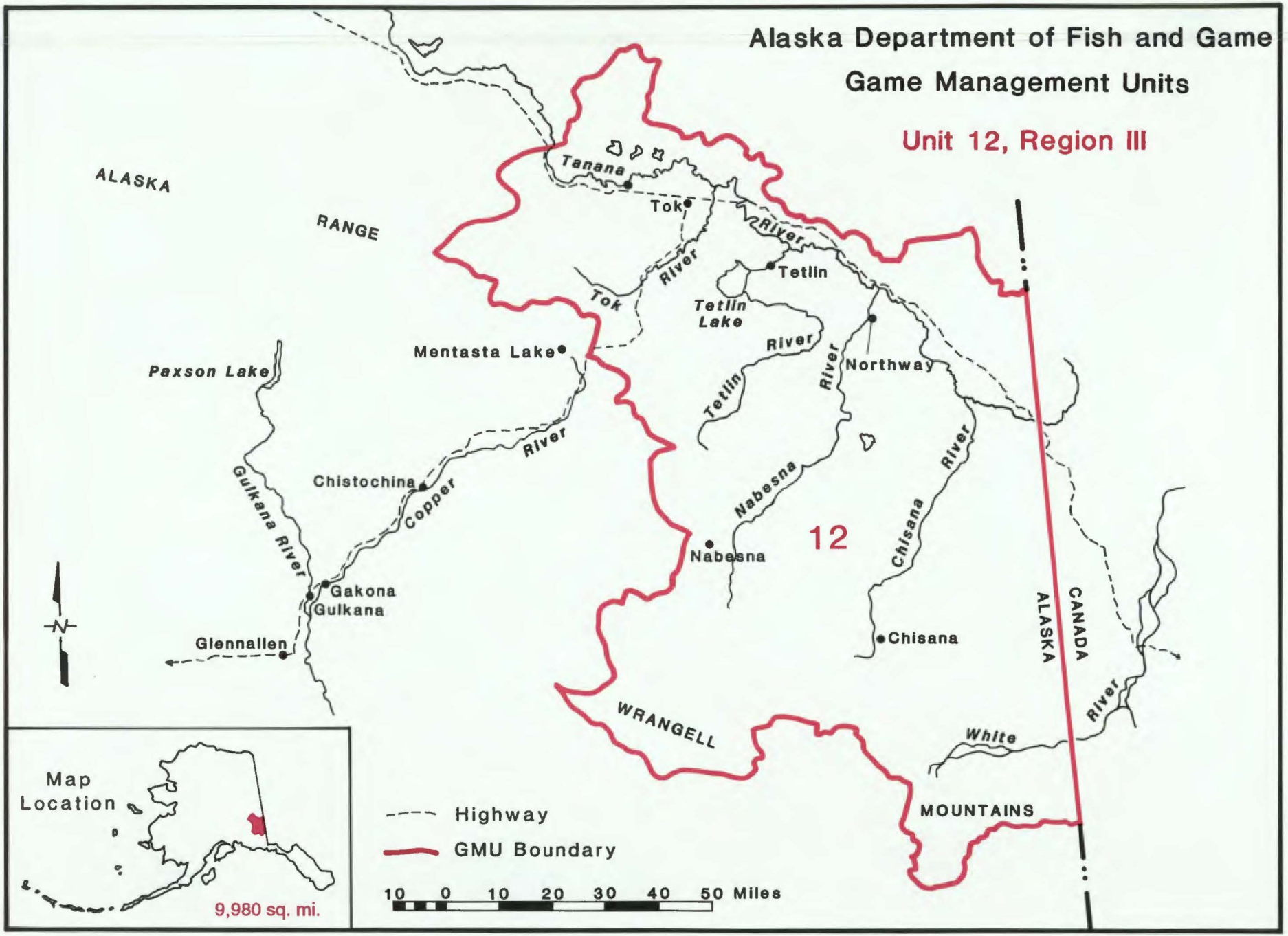
Alaska Department of Fish and Game
Game Management Units
Unit 12, Region III
ALASKA
RANGE
Tanana
Tok
River
Tok
River
Tetlin
Tetlin Lake
River
Tetlin
River
Northway
Mentasta Lake
Paxson Lake
River
Chistochina
Copper
Gulkana River
Gakona
Gulkana
Glennallen
Nabesna
Nabesna
12
Chisana
River
Chisana
ALASKA
CANADA
River
White
WRANGELL
MOUNTAINS
Map Location
9,980 sq. mi.
Highway
GMU Boundary
10 0 10 20 30 40 50 Miles

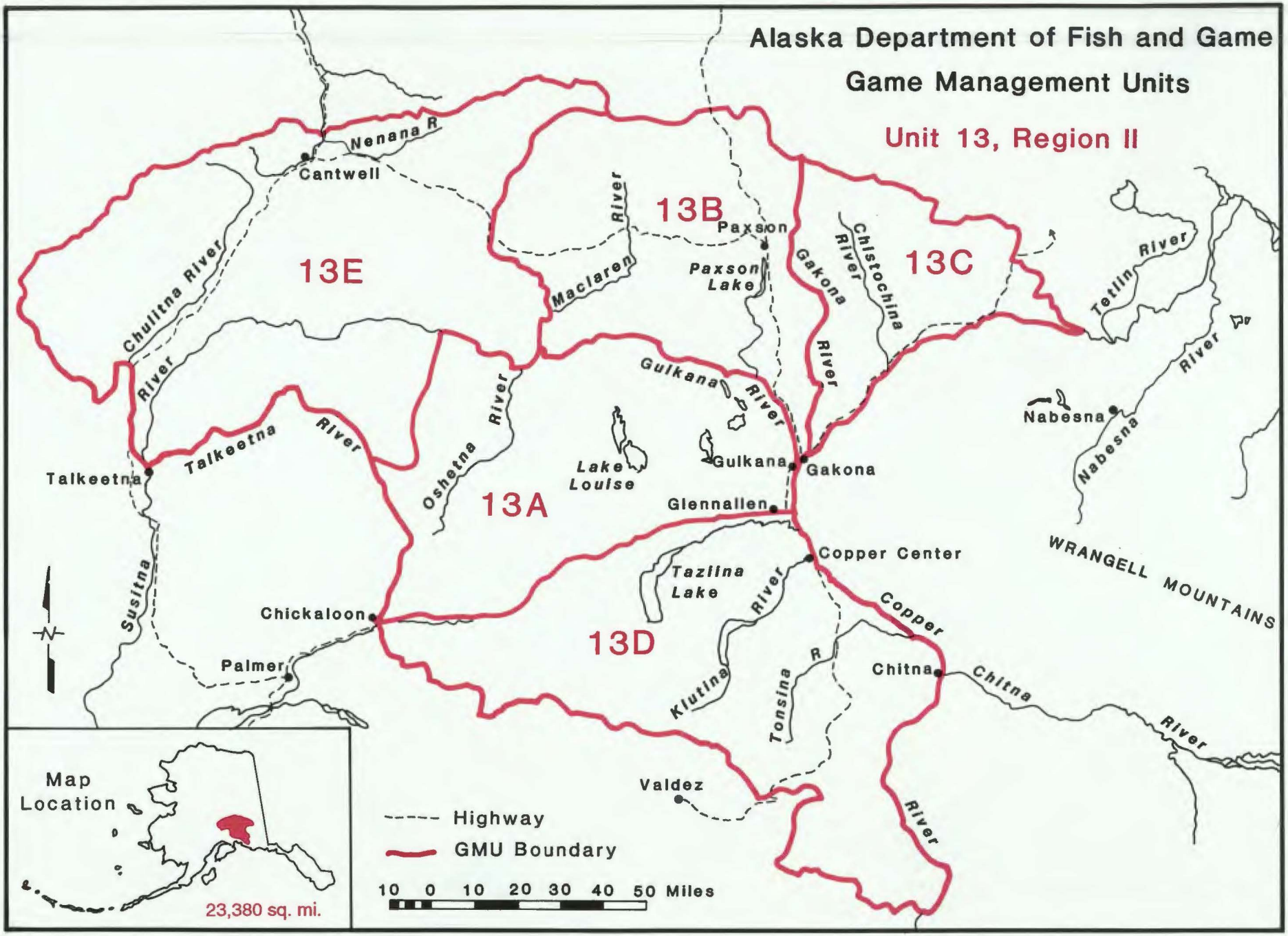
Alaska Department of Fish and Game
Game Management Units
Unit 13, Region II
13A
13B
13C
13D
13E
Cantwell
Nenana R
Chulitna River
Talkeetna
Talkeetna River
Susitna River
Chickaloon
Palmer
Oshetna River
Maclaren River
Paxson
Paxson Lake
Lake Louise
Gulkana River
Gulkana
Glennallen
Gakona
Gakona River
Chistochina River
Tazlina Lake
Tazlina River
Copper Center
Copper River
Klutina River
Tonsina R
Chitna
Chitna River
Valdez
Tetlin River
Nabesna
Nabesna River
WRANGELL MOUNTAINS
N
Map Location
23,380 sq. mi.
Highway
GMU Boundary
10 0 10 20 30 40 50 Miles

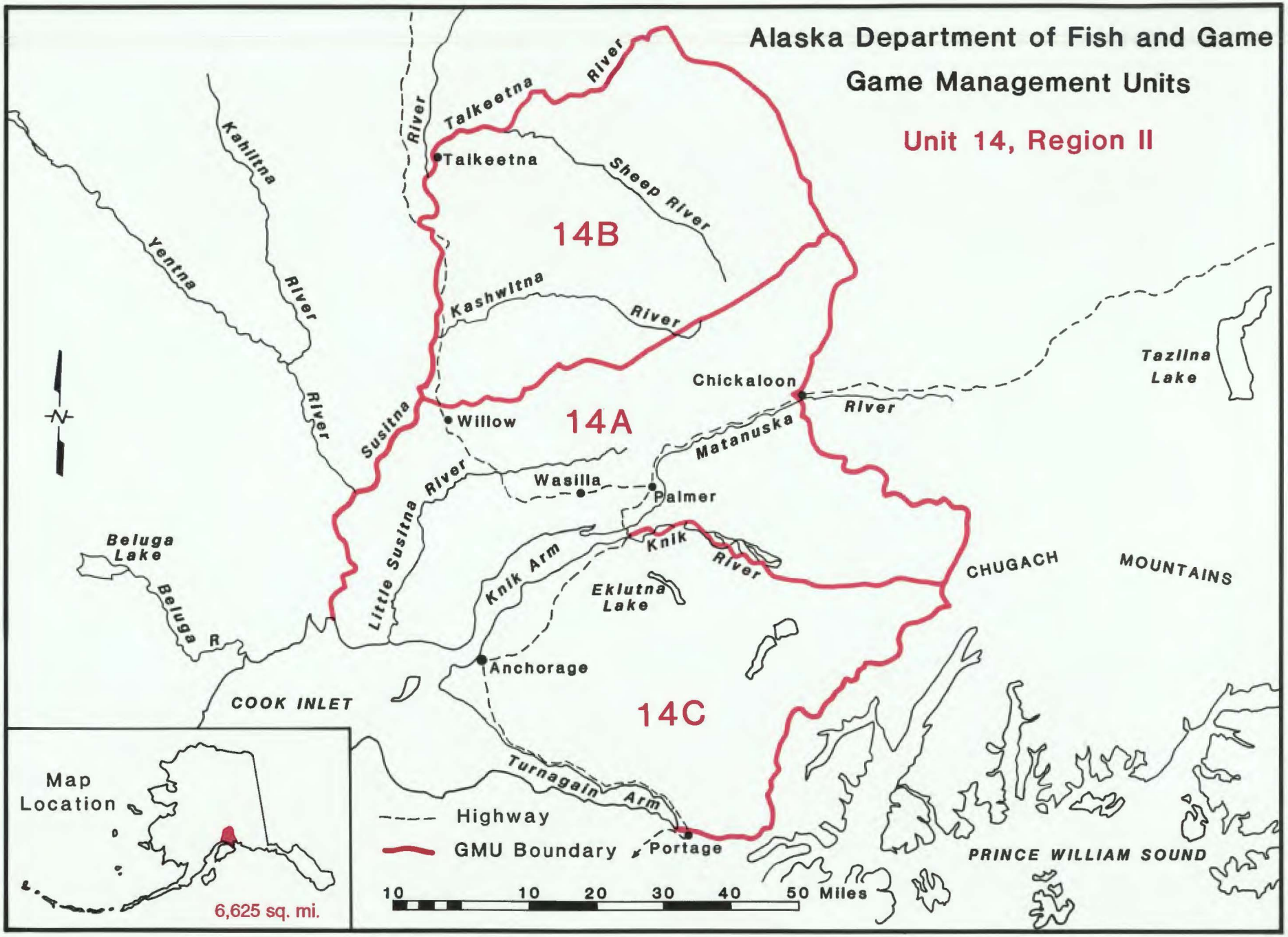
Alaska Department of Fish and Game
Game Management Units
Unit 14, Region II
14B
14A
14C
Talkeetna
Talkeetna River
Sheep River
Kashwitna River
Willow
Susitna River
Kahiltna River
Yentna River
Little Susitna River
Wasilla
Palmer
Matanuska River
Chickaloon
Tazlina Lake
Knik Arm
Knik River
Eklutna Lake
Beluga Lake
Beluga R
Anchorage
COOK INLET
CHUGACH MOUNTAINS
Turnagain Arm
Portage
PRINCE WILLIAM SOUND
Map Location
6,625 sq. mi.
Highway
GMU Boundary
10 0 10 20 30 40 50 Miles

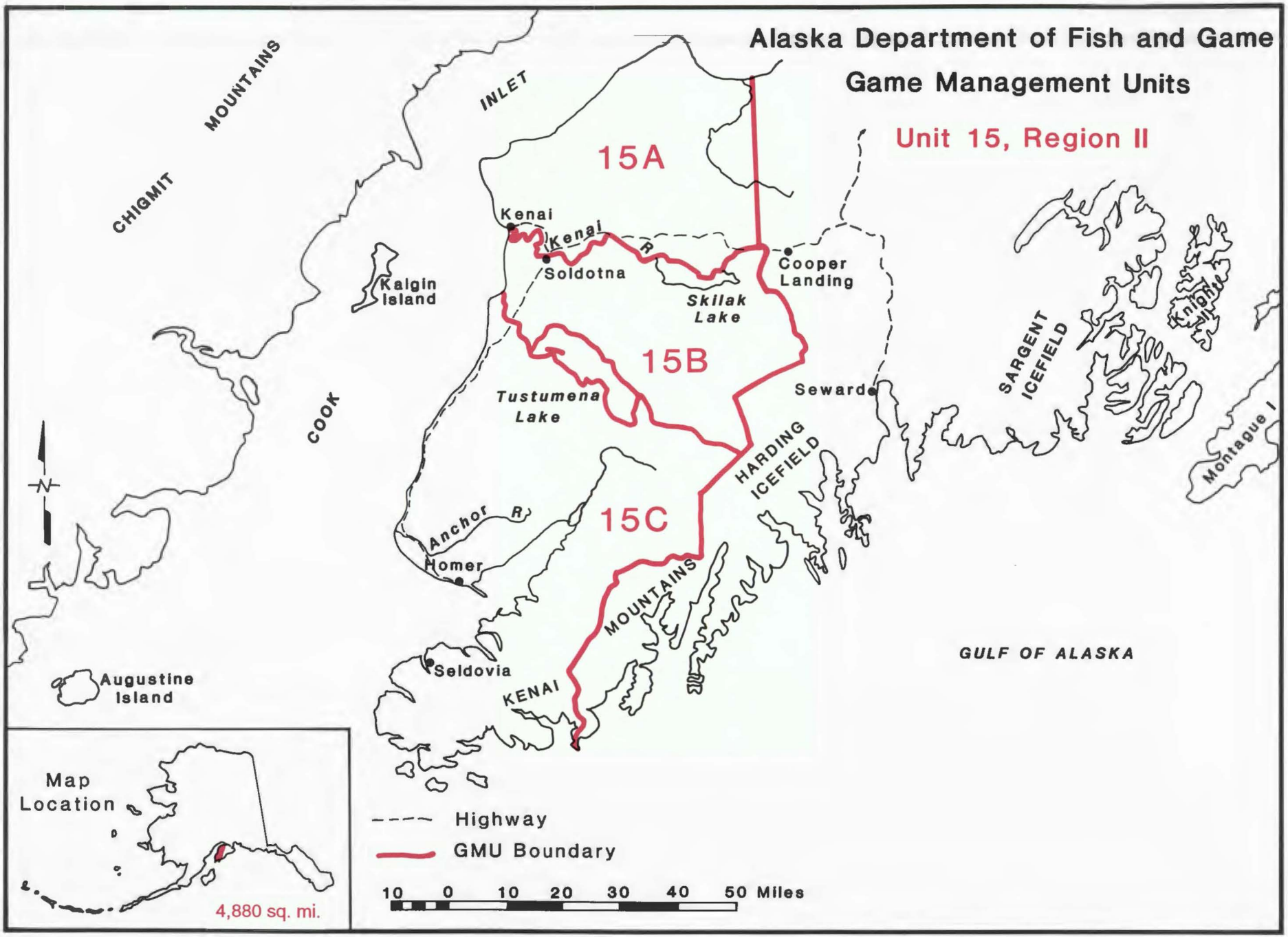
Alaska Department of Fish and Game
Game Management Units
Unit 15, Region II
15A
15B
15C
CHIGMIT MOUNTAINS
INLET
COOK
Kenai
Kenai R.
Soldotna
Kalgin Island
Cooper Landing
Skilak Lake
Tustumena Lake
Seward
SARGENT ICEFIELD
Knight I.
Montague I.
HARDING ICEFIELD
Anchor R.
Homer
MOUNTAINS
Seldovia
KENAI
Augustine Island
GULF OF ALASKA
Map Location
4,880 sq. mi.
Highway
GMU Boundary
10 0 10 20 30 40 50 Miles

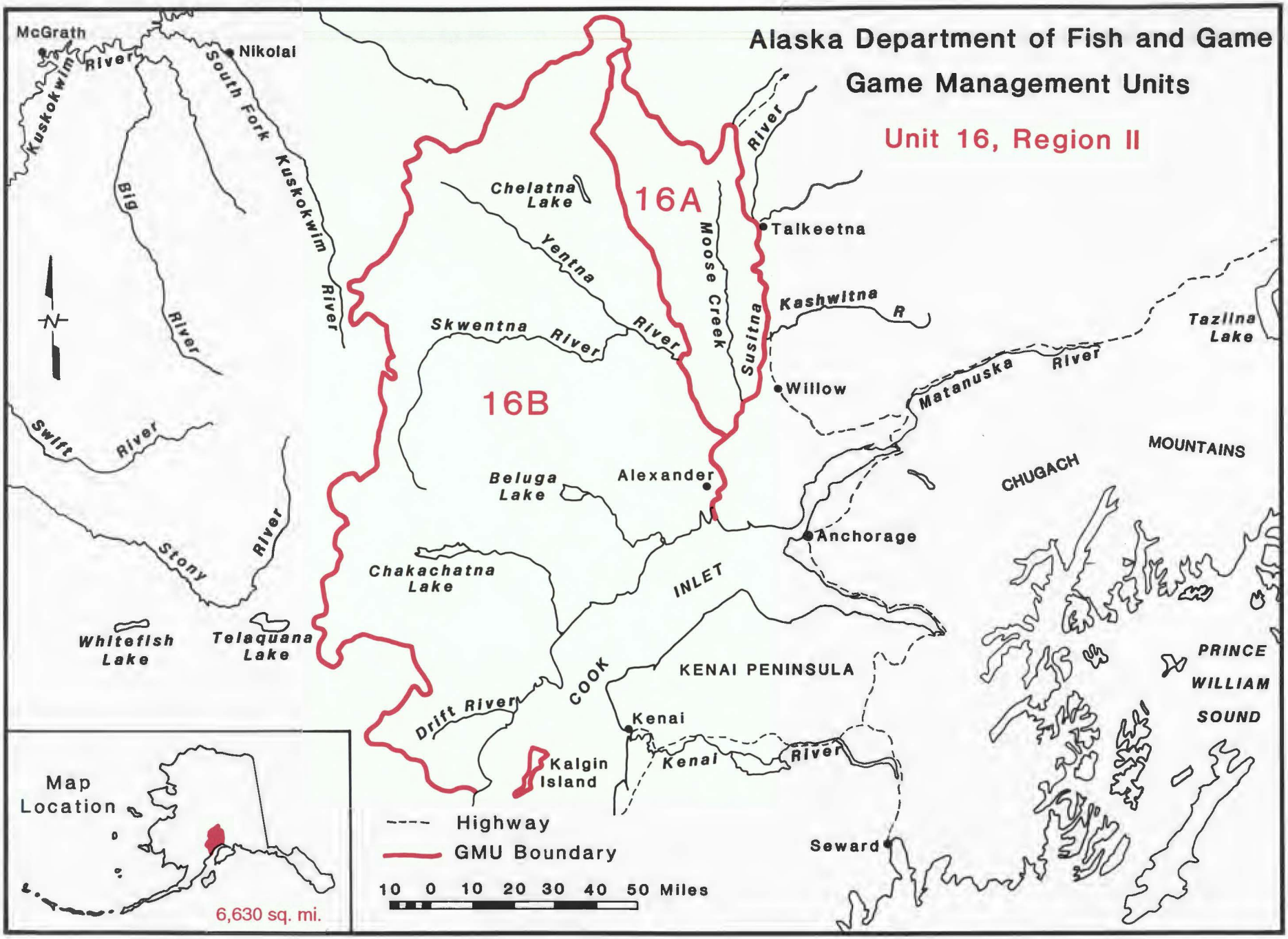
Alaska Department of Fish and Game
Game Management Units
Unit 16, Region II
16A
16B
McGrath
Nikolai
Kuskokwim River
South Fork Kuskokwim River
Big River
Swift River
Stony River
Whitefish Lake
Telaquana Lake
Chelatna Lake
Ventna River
Skwentna River
Moose Creek
Susitna River
Talkeetna
Kashwitna R
Willow
Beluga Lake
Alexander
Chakachatna Lake
Drift River
Kalgin Island
Tazlina Lake
Matanuska River
CHUGACH MOUNTAINS
Anchorage
INLET
COOK
KENAI PENINSULA
Kenai
Kenai River
Seward
PRINCE WILLIAM SOUND
Map Location
6,630 sq. mi.
Highway
GMU Boundary
10 0 10 20 30 40 50 Miles

M-16

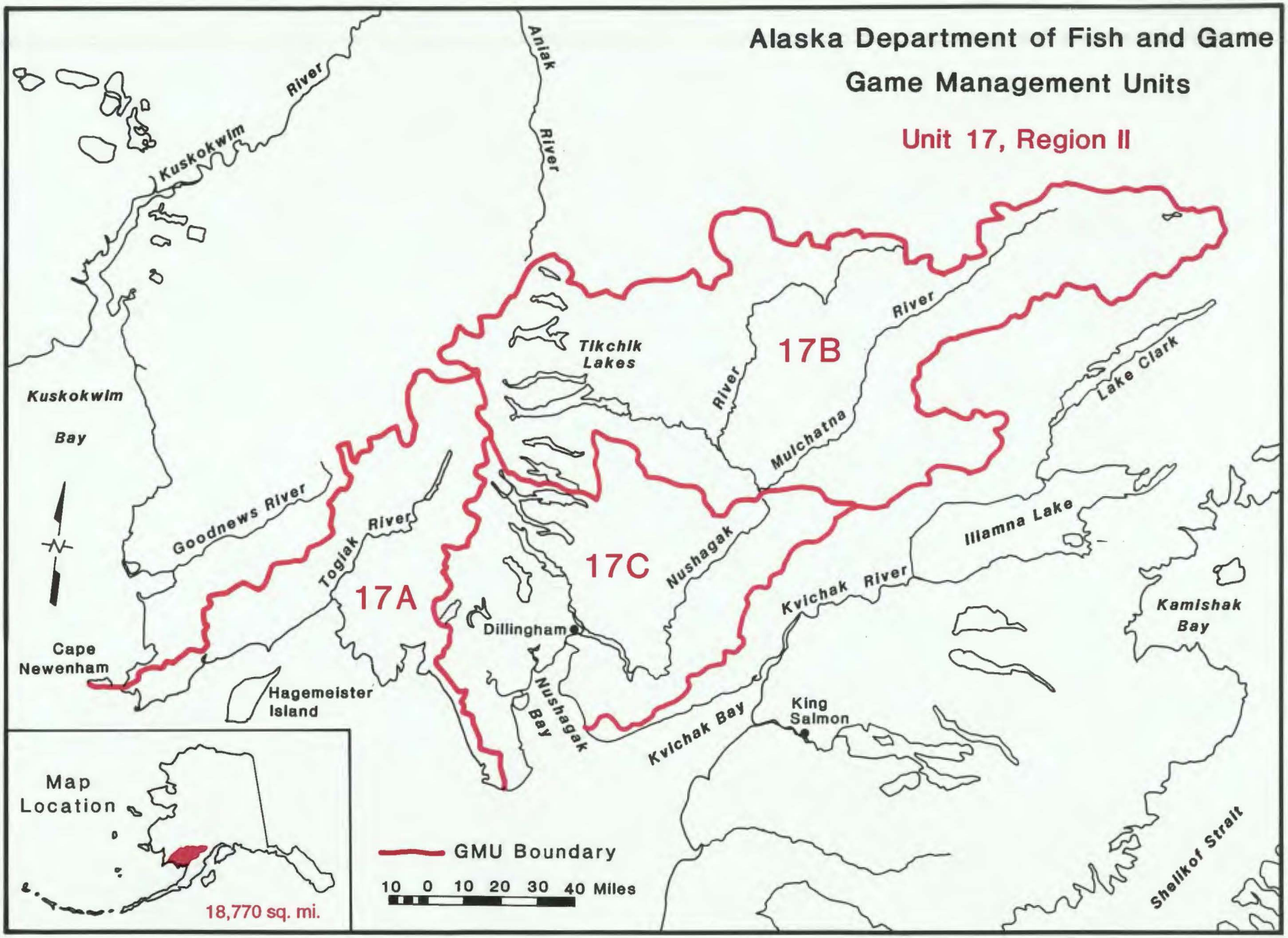
Alaska Department of Fish and Game
Game Management Units
Unit 17, Region II
Kuskokwim River
Aniak River
Tikchik Lakes
17B
Mulchatna River
Lake Clark
Kuskokwim Bay
Goodnews River
Togiak River
17A
17C
Nushagak
Iliamna Lake
Kvichak River
Kamishak Bay
Dillingham
Cape Newenham
Hagemeister Island
Nushagak Bay
Kvichak Bay
King Salmon
Shelikof Strait
Map Location
18,770 sq. mi.
GMU Boundary
10 0 10 20 30 40 Miles

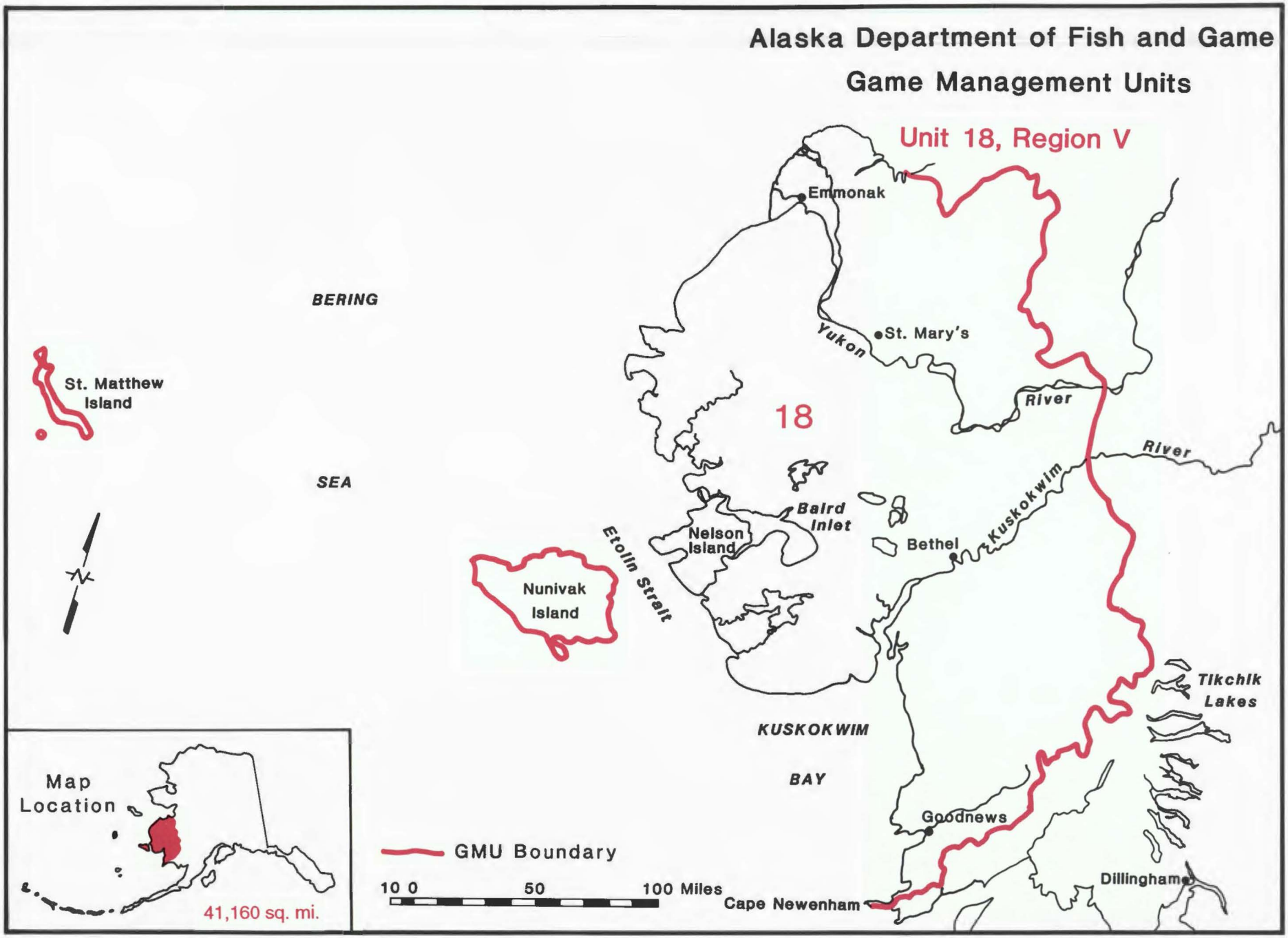
Alaska Department of Fish and Game
Game Management Units
Unit 18, Region V
Emmonak
BERING
SEA
St. Matthew Island
Yukon
St. Mary's
River
18
River
Kuskokwim
Baird Inlet
Nelson Island
Bethel
Etolin Strait
Nunivak Island
Tikchik Lakes
KUSKOKWIM
BAY
Goodnews
Dillingham
Cape Newenham
Map Location
41,160 sq. mi.
GMU Boundary
10 0
50
100 Miles

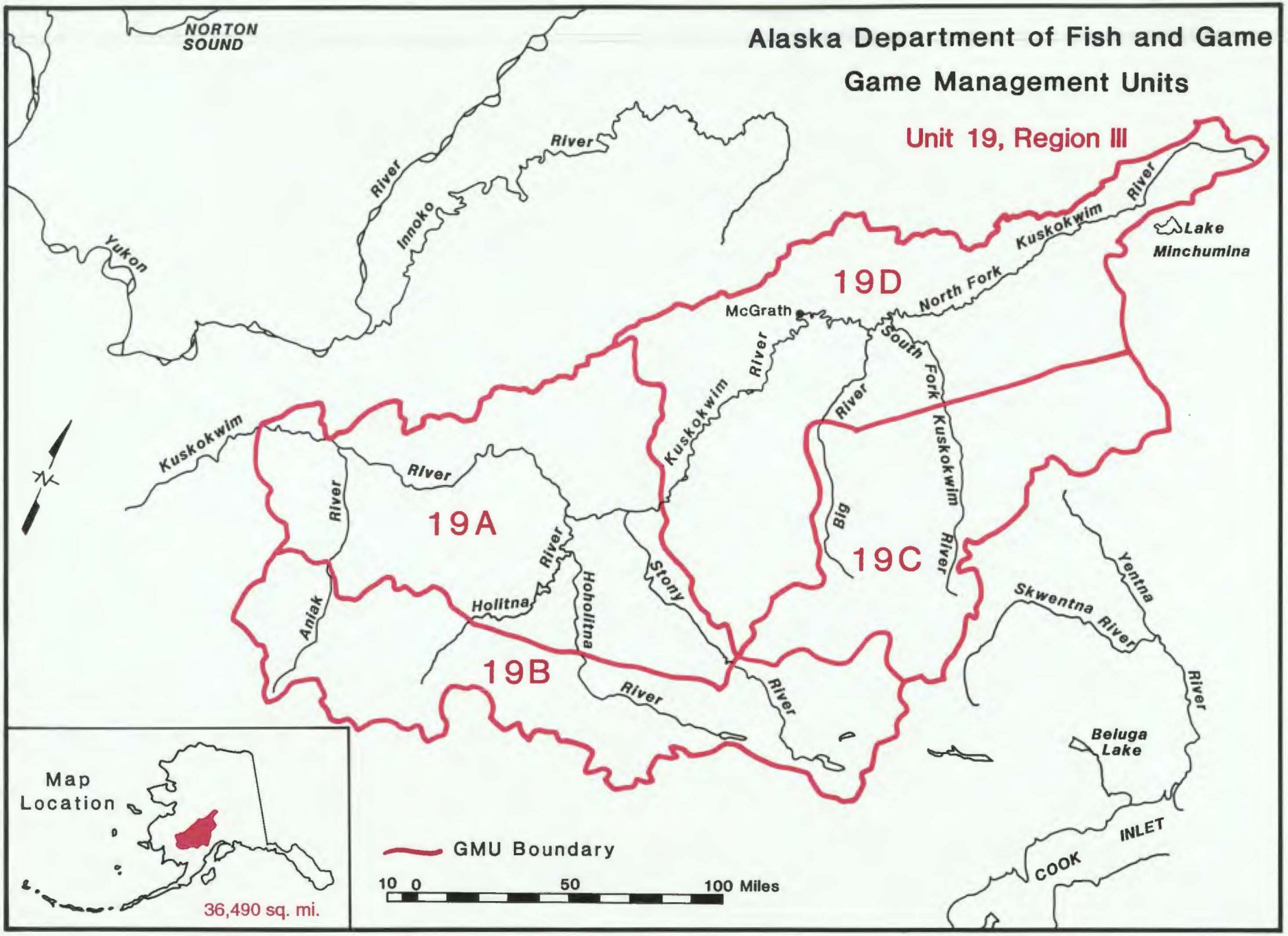
Alaska Department of Fish and Game
Game Management Units
Unit 19, Region III
NORTON SOUND
Yukon
River
Innoko
River
Kuskokwim
River
Lake Minchumina
North Fork
Kuskokwim
River
19D
McGrath
South Fork
Kuskokwim
River
Kuskokwim
River
Big
River
19C
Kuskokwim
River
19A
River
Aniak
Holitna
River
Hoholitna
Stony
River
River
19B
Yentna
Skwentna
River
River
Beluga Lake
COOK
INLET
Map Location
36,490 sq. mi.
GMU Boundary
10 0 50 100 Miles

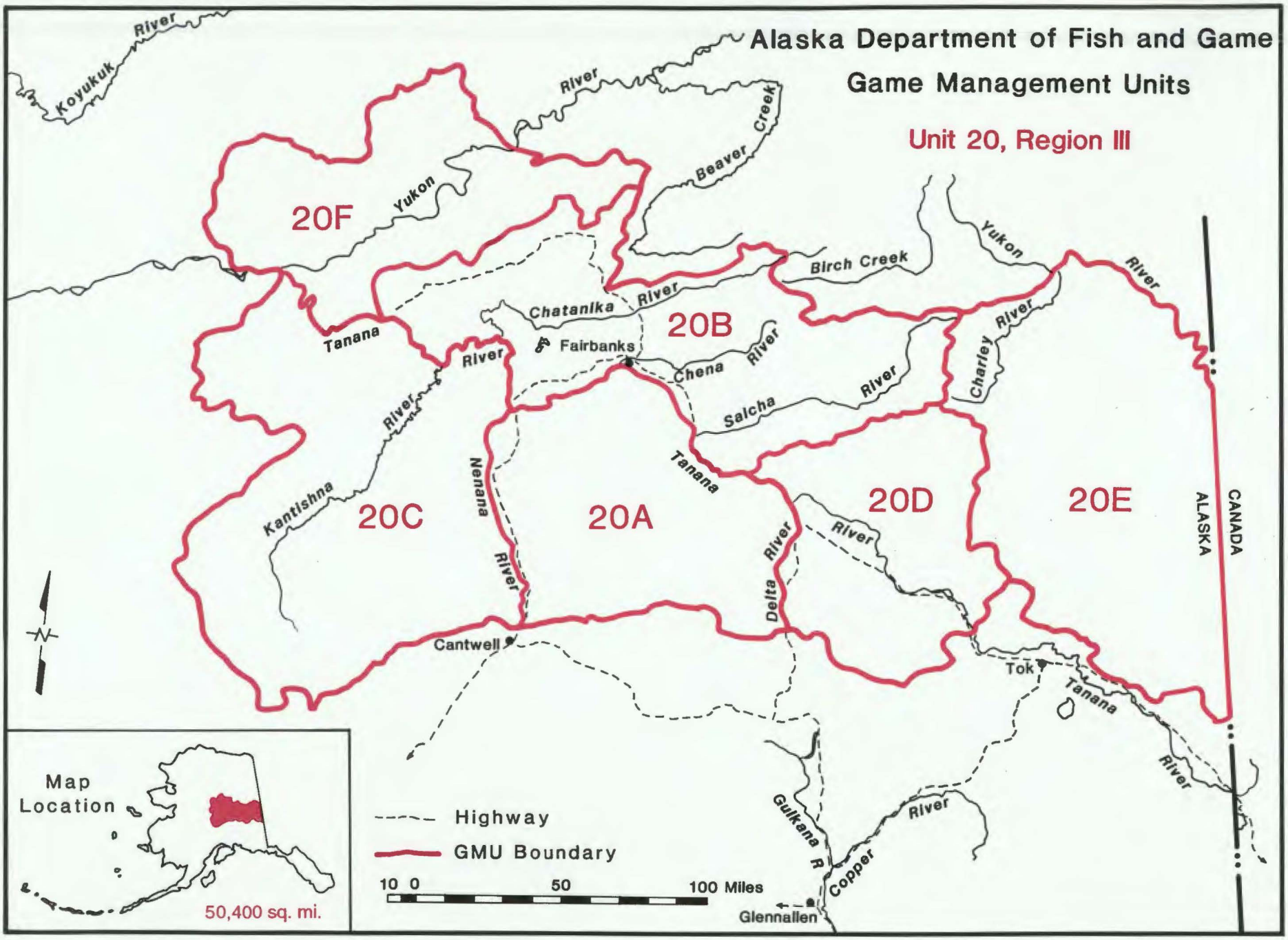
Alaska Department of Fish and Game
Game Management Units
Unit 20, Region III
20F
20B
20C
20A
20D
20E
Yukon River
Koyukuk River
Beaver Creek
Birch Creek
Chatanika River
Tanana River
Fairbanks
Chena River
Salcha River
Charley River
Kantishna River
Nenana River
Delta River
Cantwell
Tok
Tanana River
Gulkana R
Copper River
Glennallen
ALASKA
CANADA
Map Location
50,400 sq. mi.
Highway
GMU Boundary
10 0 50 100 Miles

M-20

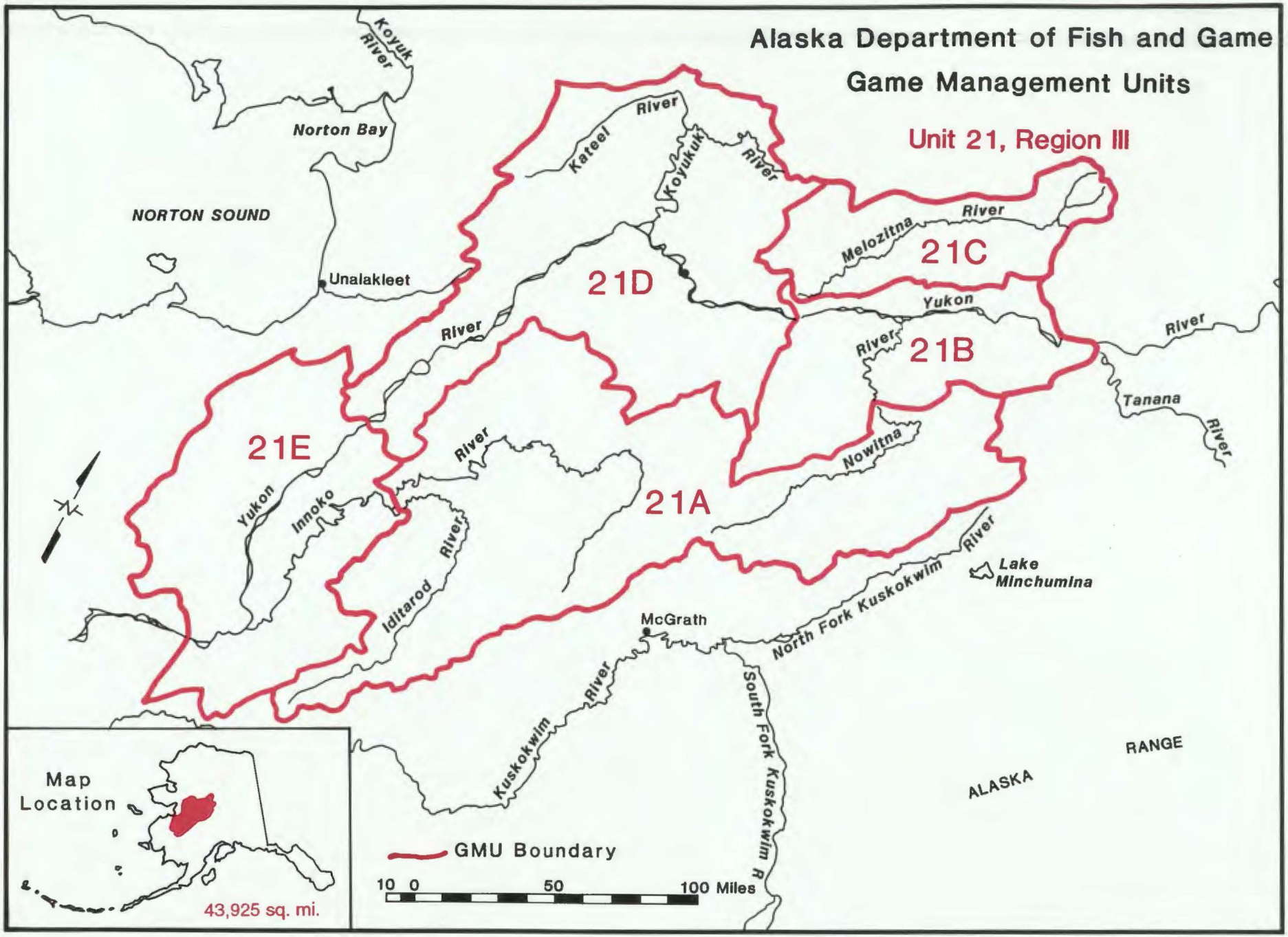
Alaska Department of Fish and Game
Game Management Units
Unit 21, Region III
21A
21B
21C
21D
21E
Koyuk River
Norton Bay
NORTON SOUND
Unalakleet
Kateel River
Koyukuk River
Melozitna River
Yukon River
Tanana River
Nowitna River
Innoko River
Iditarod River
Kuskokwim River
South Fork Kuskokwim R
North Fork Kuskokwim River
McGrath
Lake Minchumina
ALASKA RANGE
Map Location
43,925 sq. mi.
GMU Boundary
10 0 50 100 Miles

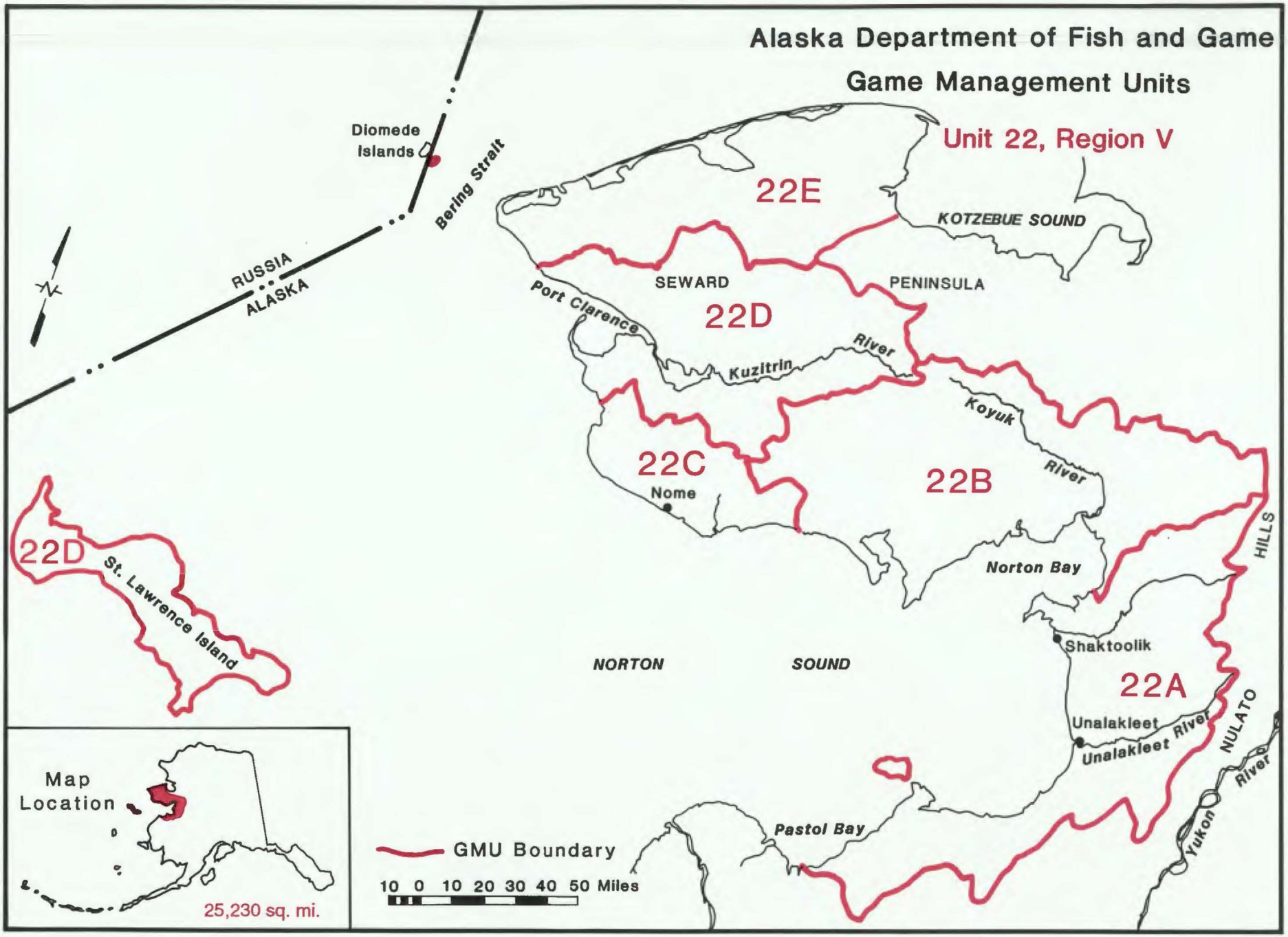
Alaska Department of Fish and Game
Game Management Units
Unit 22, Region V
22E
22D
22C
22B
22A
22D
Diomede Islands
Bering Strait
RUSSIA
ALASKA
KOTZEBUE SOUND
SEWARD PENINSULA
Port Clarence
Kuzitrin River
Koyuk River
Nome
St. Lawrence Island
Norton Bay
HILLS
NORTON SOUND
Shaktoolik
Unalakleet
Unalakleet River
NULATO
Yukon River
Pastol Bay
Map Location
25,230 sq. mi.
GMU Boundary
10 0 10 20 30 40 50 Miles

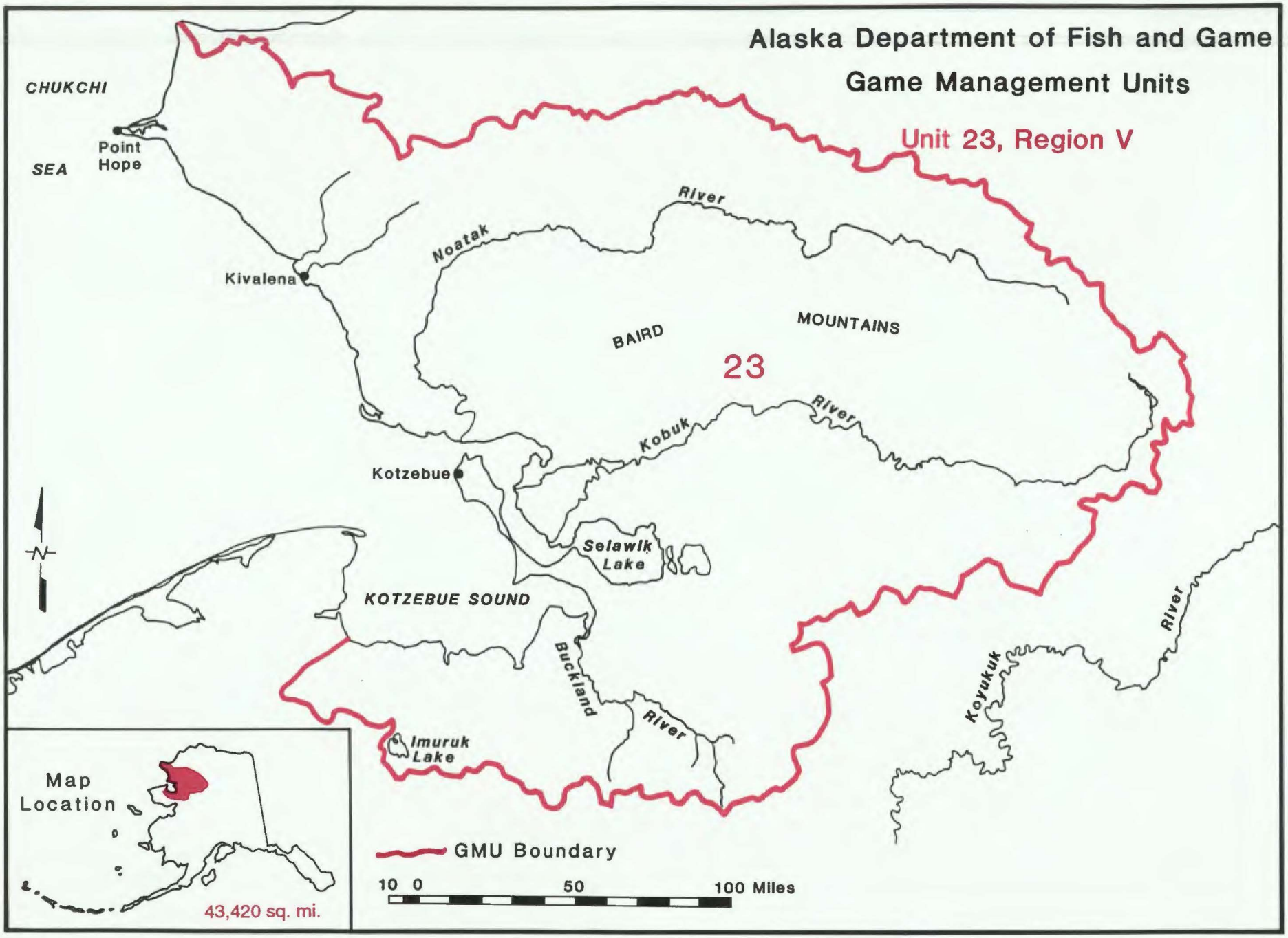
Alaska Department of Fish and Game
Game Management Units
Unit 23, Region V
CHUKCHI
SEA
Point Hope
Kivalena
Noatak River
BAIRD MOUNTAINS
23
Kobuk River
Kotzebue
Selawik Lake
KOTZEBUE SOUND
Buckland River
Imuruk Lake
Koyukuk River
Map Location
43,420 sq. mi.
GMU Boundary
10 0 50 100 Miles

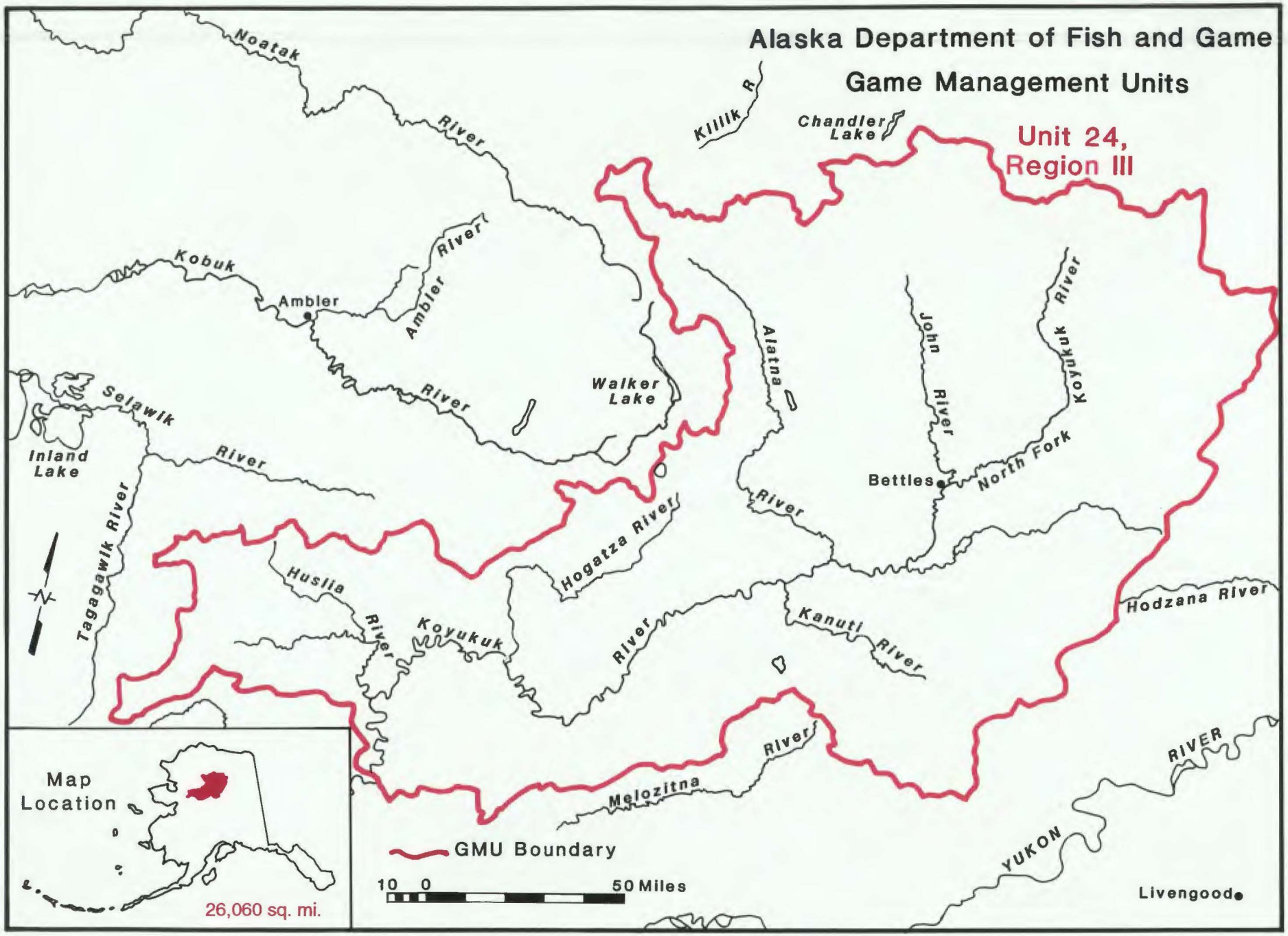
Alaska Department of Fish and Game
Game Management Units
Unit 24,
Region III
Noatak
River
Killik R
Chandler
Lake
Kobuk
Ambler
Ambler
River
Walker
Lake
River
Alatna
River
John
River
Koyukuk
River
North Fork
Bettles
Selawik
Inland
Lake
River
Tagagawik River
Hogatza River
River
Huslia
River
Koyukuk
River
Kanuti River
Hodzana River
Melozitna
River
RIVER
YUKON
Livengood
Map
Location
26,060 sq. mi.
GMU Boundary
10 0 50 Miles

M-24

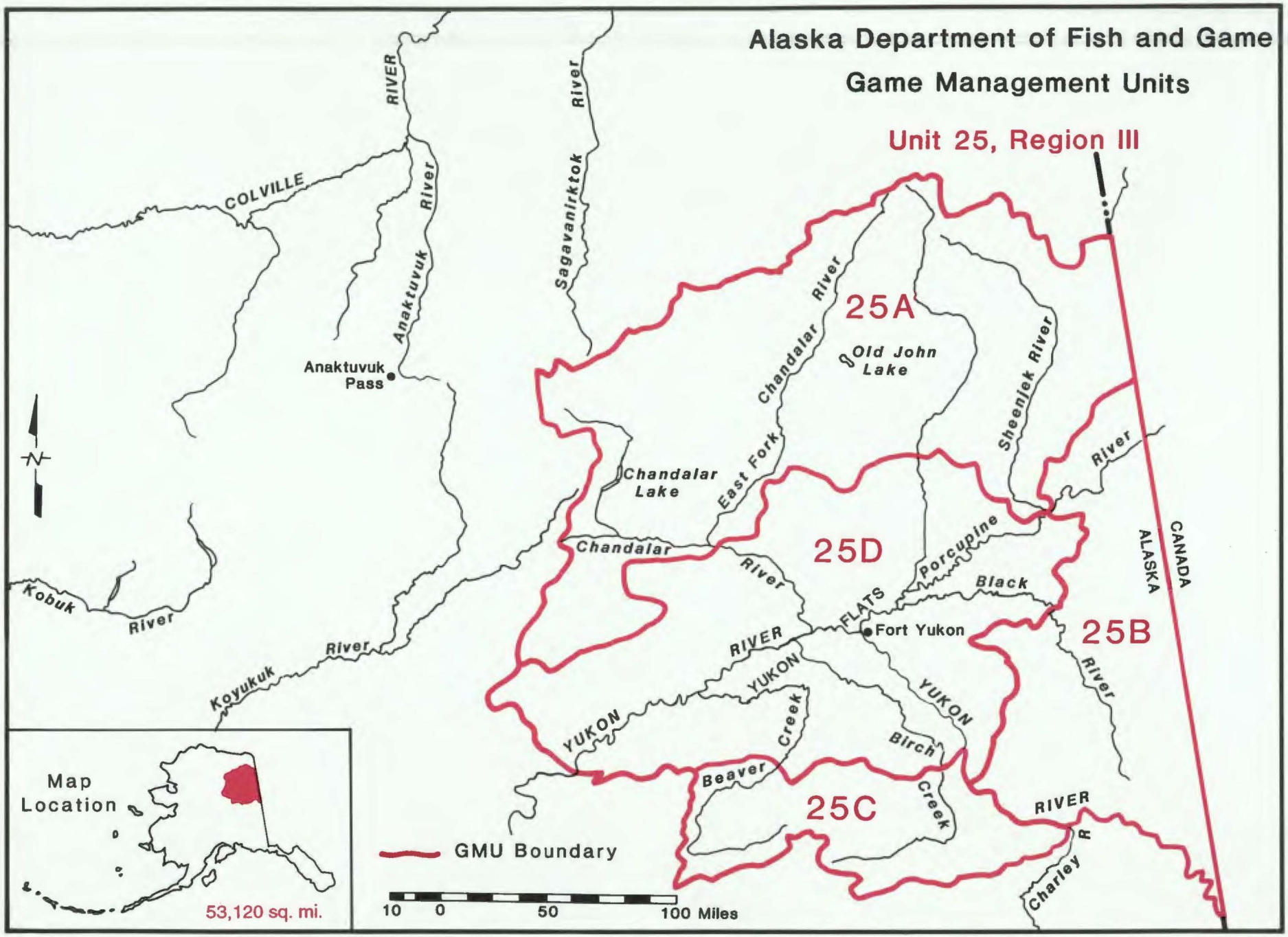
Alaska Department of Fish and Game
Game Management Units
Unit 25, Region III
25A
25B
25C
25D
Old John Lake
Chandalar Lake
Fort Yukon
Anaktuvuk Pass
COLVILLE
RIVER
Anaktuvuk River
Sagavanirktok River
Chandalar River
East Fork
Sheenjek River
River
Chandalar River
Porcupine River
Black River
FLATS
YUKON RIVER
YUKON
YUKON
YUKON
Birch Creek
Beaver Creek
Kobuk River
Koyukuk River
CANADA
ALASKA
Charley R
Map Location
53,120 sq. mi.
GMU Boundary
10 0 50 100 Miles

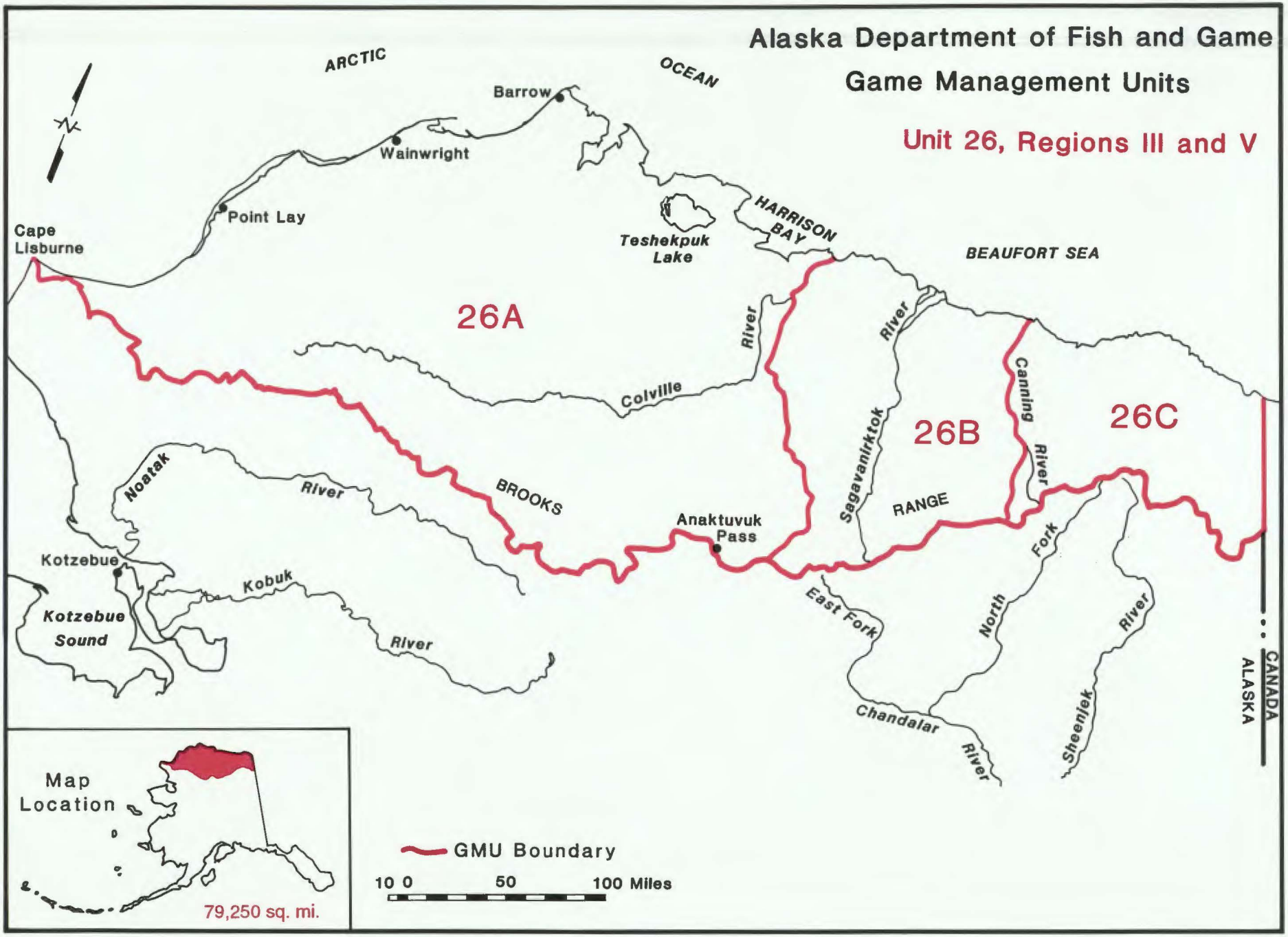
Alaska Department of Fish and Game
Game Management Units
Unit 26, Regions III and V
ARCTIC
OCEAN
Barrow
Wainwright
Point Lay
Cape Lisburne
Teshekpuk Lake
HARRISON BAY
BEAUFORT SEA
26A
26B
26C
Colville River
Sagavanirktok River
Canning River
BROOKS RANGE
Anaktuvuk Pass
Noatak River
Kotzebue
Kobuk River
Kotzebue Sound
East Fork
North Fork
Chandalar River
Sheenjek River
CANADA
ALASKA
Map Location
79,250 sq. mi.
GMU Boundary
10 0 50 100 Miles

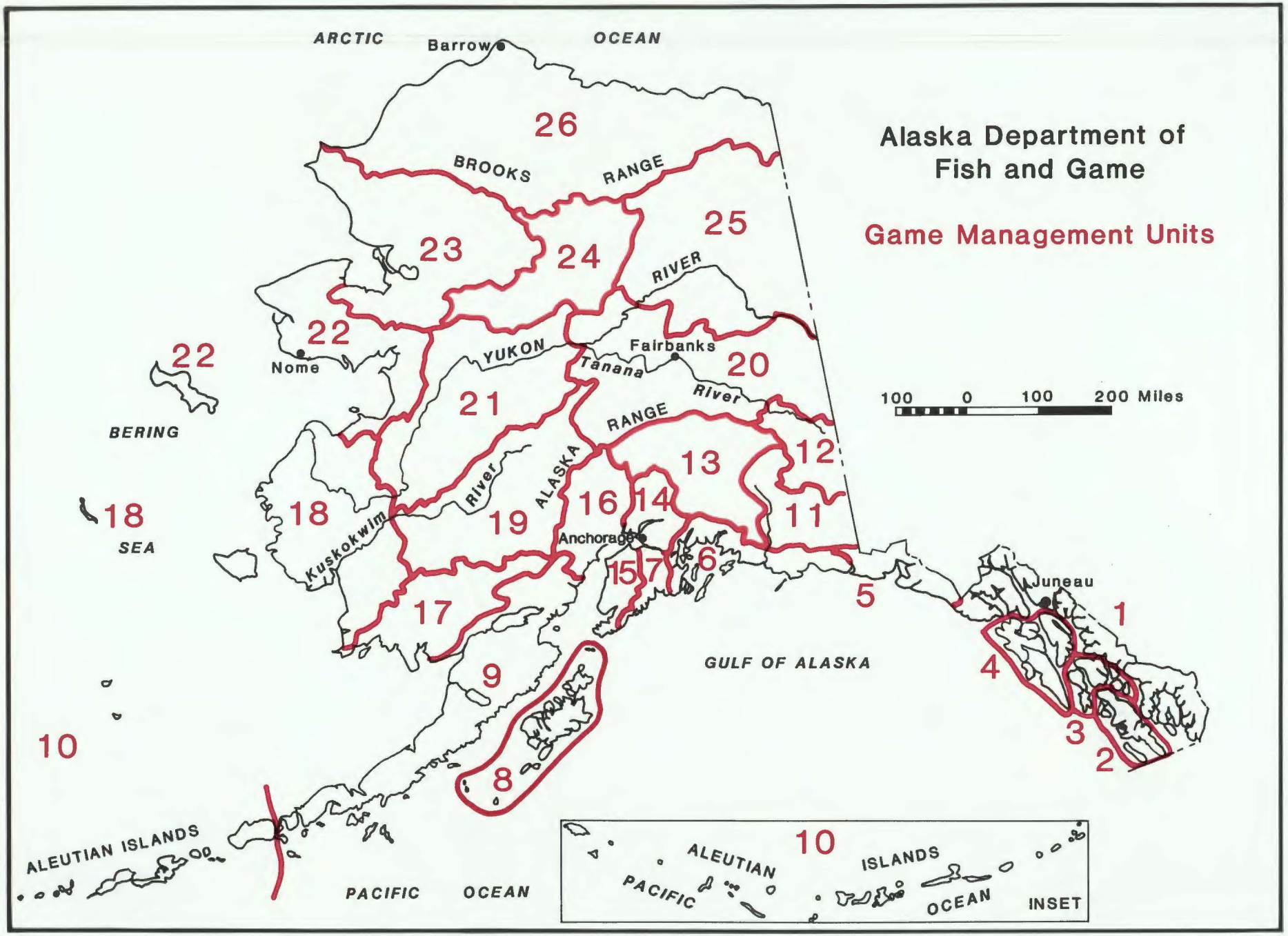
Alaska Department of Fish and Game
Game Management Units
ARCTIC OCEAN
Barrow
BROOKS RANGE
YUKON
Fairbanks
Tanana River
RANGE
ALASKA
River
Nome
BERING SEA
Kuskokwim
Anchorage
Juneau
GULF OF ALASKA
PACIFIC OCEAN
ALEUTIAN ISLANDS
100 0 100 200 Miles
ALEUTIAN ISLANDS
PACIFIC OCEAN
INSET

M-27

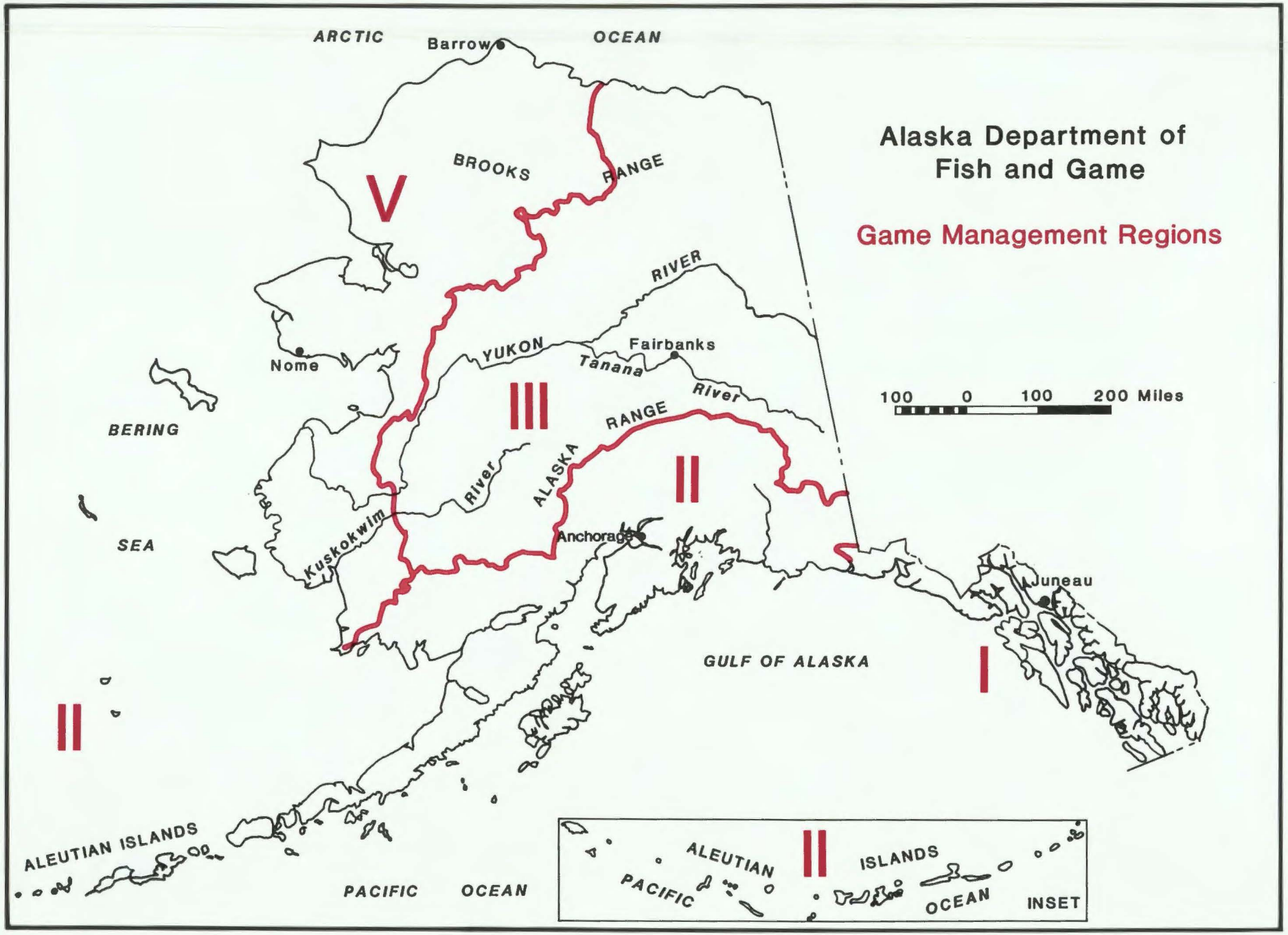
ARCTIC OCEAN
Barrow
BROOKS RANGE
V
YUKON RIVER
Fairbanks
Tanana River
Nome
III
BERING SEA
ALASKA RANGE
II
Kuskokwim River
Anchorage
Juneau
GULF OF ALASKA
I
II
ALEUTIAN ISLANDS
PACIFIC OCEAN
Alaska Department of Fish and Game
Game Management Regions
100 0 100 200 Miles
ALEUTIAN ISLANDS
II
PACIFIC OCEAN
INSET


S.E. Arthur

STATEWIDE HARVEST TOTALS AND % TAKE BY RESIDENCY

SPECIES	YEAR	TOTAL HARVEST LOW[1]	TOTAL HARVEST HIGH[2]	% TAKEN BY RESIDENTS[3]	% TAKEN BY NON-RES.[3]	% TAKEN BY UNKN. RES[3]
BEAVER	1990-91	5577	5586	n/a	n/a	n/a
	1991-92	7151	8095	n/a	n/a	n/a
	1992-93	3239	3298	n/a	n/a	n/a
	1993-94	4615	4615	n/a	n/a	n/a
	1994-95	4399	4399	n/a	n/a	n/a
BISON	1990-91	115	n/a	100.0	0.0	0.0
	1991-92	129	129	98.4	1.6	0.0
	1992-93	110	110	97.3	0.9	1.8
	1993-94	130	130	95.4	2.3	2.3
	1994-95	60	60	100.0	0.0	0.0
BLACK BEAR	1990-91	1717	1724	76.0	23.5	0.5
	1991-92	1698	1751	74.5	25.1	0.4
	1992-93	1668	1730	72.7	25.7	1.6
	1993-94	1494	1527	69.5	28.4	2.1
	1994-95	1787	1802	70.9	27.0	2.1
BROWN BEAR	1990-91	905	950	45.4	53.2	1.4
	1991-92	1408	1429	36.8	61.4	1.8
	1992-93	1083	1175	50.2	48.0	1.8
	1993-94	1264	1322	40.4	57.6	2.0
	1994-95	933	949	48.2	50.2	1.6
CARIBOU[4]	1990-91	8501	9784	89.4	8.8	1.8
	1991-92	9903	12266	84.4	15.5	0.1
	1992-93	12391	15539	84.2	15.0	0.8
	1993-94	15119	17159	63.4	12.9	23.7
	1994-95	9821	13471	81.0	18.9	0.1
COYOTE	1990-91	n/a	n/a	n/a	n/a	n/a
	1991-92	79	n/a	n/a	n/a	n/a
	1992-93	52	n/a	n/a	n/a	n/a
	1993-94	68	n/a	n/a	n/a	n/a
	1994-95	36	n/a	n/a	n/a	n/a
DEER[5]	1990-91	27648	n/a	97.4	2.6	0.0
	1991-92	20152	20152	96.3	3.7	0.0
	1992-93	21555	21555	97.4	2.6	0.0
	1993-94	21147	21147	96.9	2.4	0.7
	1994-95	29628	29628	96.6	3.3	0.1
ELK	1990-91	200	n/a	98.0	2.0	0.0
	1991-92	101	101	96.0	4.0	0.0
	1992-93	68	68	97.1	2.9	0.0
	1993-94	87	87	98.9	1.1	0.0
	1994-95	85	85	97.7	2.3	0.0
FOX	1990-91	n/a	n/a	n/a	n/a	n/a
	1991-92	1514	n/a	n/a	n/a	n/a
	1992-93	252	n/a	n/a	n/a	n/a
	1993-94	144	n/a	n/a	n/a	n/a
	1994-95	149	n/a	n/a	n/a	n/a

[1] Low = Minimum reported harvest
[2] High = Low + estimate of unreported kill
[3] Based on minimum reported harvest
[4] Low = Reported harvest + low estimate of unreported kill
High = Reported harvest + high estimate of unreported kill
Beginning in 1991-92 take by residency estimated based on herd harvests. Previous year's estimates may be low since they were based on GMU harvests.
[5] Estimates only, based on deer hunter surveys.

STATEWIDE HARVEST TOTALS AND % TAKE BY RESIDENCY

SPECIES	YEAR	TOTAL HARVEST LOW[1]	TOTAL HARVEST HIGH[2]	% TAKEN BY RESIDENTS[3]	% TAKEN BY NON-RES.[3]	% TAKEN BY UNKN. RES[3]
LYNX	1990-91	1273	n/a	n/a	n/a	n/a
	1991-92	2074	n/a	n/a	n/a	n/a
	1992-93	1366	n/a	n/a	n/a	n/a
	1993-94	1220	n/a	n/a	n/a	n/a
	1994-95	816	n/a	n/a	n/a	n/a
MARTEN	1990-91	n/a	n/a	n/a	n/a	n/a
	1991-92	7770	n/a	n/a	n/a	n/a
	1992-93	2364	n/a	n/a	n/a	n/a
	1993-94	3953	n/a	n/a	n/a	n/a
	1994-95	4906	n/a	n/a	n/a	n/a
MINK	1990-91	n/a	n/a	n/a	n/a	n/a
	1991-92	4461	n/a	n/a	n/a	n/a
	1992-93	118	n/a	n/a	n/a	n/a
	1993-94	96	n/a	n/a	n/a	n/a
	1994-95	81	n/a	n/a	n/a	n/a
MOOSE	1990-91	5999	6070	81.7	14.6	3.7
	1991-92	7004	7069	85.9	11.6	2.5
	1992-93	6225	6277	85.2	11.8	3.0
	1993-94	7282	7286	84.8	12.6	2.6
	1994-95	7116	7125	84.3	13.7	2.0
MT. GOAT	1990-91	436	n/a	85.8	13.9	0.3
	1991-92	407	407	85.8	14.0	.2
	1992-93	497	497	83.9	15.3	0.8
	1993-94	547	556	84.1	15.2	0.7
	1994-95	479	489	82.7	17.3	0.0
MUSKOX	1990-91	99	100	98.0	2.0	0.0
	1991-92	113	113	97.3	2.7	0.0
	1992-93	109	112	98.2	0.9	0.9
	1993-94	92	96	95.7	4.3	0.0
	1994-95	32	32	93.8	6.2	0.0
OTTER	1990-91	1200	n/a	n/a	n/a	n/a
	1991-92	1485	n/a	n/a	n/a	n/a
	1992-93	1208	n/a	n/a	n/a	n/a
	1993-94	1115	n/a	n/a	n/a	n/a
	1994-95	1368	n/a	n/a	n/a	n/a
SHEEP	1990-91	1406	n/a	61.3[4]	34.4[4]	4.3[4]
	1991-92	1459	1464	67.3[4]	30.7[4]	2.0[4]
	1992-93	1132	1145	65.2[4]	32.3[4]	2.5[4]
	1993-94	1101	1101	68.5	29.2	2.3
	1994-95	1040	1040	64.4	33.4	2.2

[1] Low = Minimum reported harvest
[2] High = Low + estimate of unreported kill
[3] Based on minimum reported harvest
[4] Adjusted for multiple bag in subsistence hunts

STATEWIDE HARVEST TOTALS AND % TAKE BY RESIDENCY

SPECIES	YEAR	TOTAL HARVEST LOW[1]	TOTAL HARVEST HIGH[2]	% TAKEN BY RESIDENTS[3]	% TAKEN BY NON-RES.[3]	% TAKEN BY UNKN. RES[3]
WATERFOWL:						
DUCKS	1990-91	79817	n/a	n/a	n/a	n/a
	1991-92	n/a	n/a	n/a	n/a	n/a
	1992-93	57804	n/a	n/a	n/a	n/a
	1993-94	55699	n/a	n/a	n/a	n/a
	1994-95	53030	n/a	n/a	n/a	n/a
GEESE	1990-91	8084	n/a	n/a	n/a	n/a
	1991-92	n/a	n/a	n/a	n/a	n/a
	1992-93	6335	n/a	n/a	n/a	n/a
	1993-94	4000	n/a	n/a	n/a	n/a
	1994-95	5684	n/a	n/a	n/a	n/a
WOLF	1990-91	1089	1175	n/a	n/a	n/a
	1991-92	1162	1165	n/a	n/a	n/a
	1992-93	1051	1051	n/a	n/a	n/a
	1993-94	1583	1583	n/a	n/a	n/a
	1994-95	1457	1459	n/a	n/a	n/a
WOLVERINE	1990-91	528	n/a	n/a	n/a	n/a
	1991-92	591	n/a	n/a	n/a	n/a
	1992-93	395	n/a	n/a	n/a	n/a
	1993-94	514	n/a	n/a	n/a	n/a
	1994-95	626	n/a	n/a	n/a	n/a

TOTAL		**TOTAL**		**TOTAL**	
1990-91	89.2	**1990-91**	9.6	**1990-91**	1.2
1991-92	88.0	**1991-92**	11.4	**1991-92**	0.6
1992-93	89.3	**1992-93**	9.9	**1992-93**	0.8
1993-94	82.6	**1993-94**	10.1	**1993-94**	7.3
1994-95	89.4	**1994-95**	10.1	**1994-95**	0.5

[1] Low = Minimum reported harvest
[2] High = Low + estimate of unreported kill
[3] Based on minimum reported harvest

REPORTED HARVEST TOTALS BY REGION BY YEAR

SPECIES	REGION	REPORTED HARVEST 90-91	REPORTED HARVEST 91-92	REPORTED HARVEST 92-93	REPORTED HARVEST 93-94	REPORTED HARVEST 94-95[4]	5-YEAR AVERAGE HARVEST
BEAVER	I	228	413	145	324	225	267.0
	II	2049	2418	1517	1720	1912	1923.2
	III	2127	1929	956	1886	1739	1727.4
	V	1173	2391	621	685	523	1078.6
Total Statewide		5577	7151	3239	4615	4399	4996.2
BISON	II	0	0	0	0	0	0.0
	III	115	129	110	130	60	108.8
Total Statewide		115	129	110	130	60	108.8
BLACK BEAR	I	644	617	542	597	605	601.0
	II	766	848	753	585	799	750.2
	III	307	233	372	311	382	321.0
	V	0	0	1	0	0	0.2
	Unknown	0	0	0	1	1	0.4
Total Statewide		1717	1698	1668	1494	1787	1672.8
BROWN BEAR	I	194	190	201	158	181	184.8
	II	442	964	512	839	477	646.8
	III	137	140	214	153	171	163.0
	V	133	114	156	114	103	124.0
	Unknown	0	0	0	0	1	0.2
Total Statewide		906	1408	1083	1264	933	1118.8
CARIBOU		Please see caribou herd summaries for additional information.					
Total Statewide		8271	8853	10486	12240	9821	9934.2
COYOTE	I	n/a	0	n/a	n/a	n/a	n/a
	II	n/a	64	50	56	24	38.8[3]
	III	n/a	13	n/a	12	12	7.4[2]
	V	n/a	2	2	n/a	n/a	0.8[1]
Total Statewide		n/a	79	52	68	36	47.0[3]
DEER	I	17224	9542	12450	13446	16270	13786.4
	II	10424	10610	9105	7521	13087	10149.4
	Unknown	0	0	0	180	271	90.2
Total Statewide		27648	20152	21555	21147	29628	24026.0
ELK	II	200	101	68	87	85	108.2
Total Statewide		200	101	68	87	85	108.2
FOX	I	n/a	0	n/a	n/a	n/a	n/a
	II	n/a	36	47	51	16	30.0[3]
	III	98	167	n/a	93	133	98.2[3]
	V	n/a	1311	205	n/a	n/a	303.2[1]
Total Statewide		98	1514	252	144	149	431.4
LYNX	I	0	9	29	22	7	13.4
	II	179	277	268	188	175	217.4
	III	1088	1778	1047	999	621	1106.6
	V	6	10	22	11	13	12.4
Total Statewide		1273	2074	1366	1220	816	1349.8

Does not include unreported harvest which may equal or exceed the reported harvest for some species.

[1]Two year average harvest.

[2]Three year average harvest.

[3]Four year average harvest.

[4]DLP's and other mortalities are included in total harvest beginning in 1994-95.

REPORTED HARVEST TOTALS BY REGION BY YEAR

SPECIES	REGION	REPORTED HARVEST 90-91	REPORTED HARVEST 91-92	REPORTED HARVEST 92-93	REPORTED HARVEST 93-94	REPORTED HARVEST 94-95[4]	5-YEAR AVERAGE HARVEST
MARTEN	I	2160	4315	1393	1560	2239	2333.4
	II	56	87	192	159	276	154.0
	III	2875	3018	707	2234	2391	2245.0
	V	n/a	350	72	n/a	n/a	84.4[1]
Total Statewide		5091	7770	2364	3953	4906	4816.8
MINK	I	402	0	n/a	n/a	n/a	n/a
	II	n/a	84	118	42	39	56.6[3]
	III	191	121	n/a	54	42	81.6[3]
	V	n/a	4256	n/a	n/a	n/a	n/a
Total Statewide		593	4461	118	96	81	1069.8
MOOSE	I	198	158	169	218	184	185.4
	II	2256	3295	3125	3500	3443	3123.8
	III	2849	2908	2274	2969	2988	2797.6
	V	673	608	608	548	472	581.8
	Unknown	23	35	49	47	29	36.6
Total Statewide		5999	7004	6225	7282	7116	6725.2
MT. GOAT	I	190	118	169	217	185	175.8
	II	246	289	328	330	294	297.4
Total Statewide		436	407	497	547	479	473.2
MUSKOX	III	4	4	8	8	7	6.2
	V	95	109	101	84	25	82.8
Total Statewide		99	113	109	92	32	89.0
OTTER	I	293	345	327	409	561	387.0
	II	466	592	449	449	487	488.6
	III	106	118	79	139	95	107.4
	V	335	430	353	118	225	292.2
Total Statewide		1200	1485	1208	1115	1368	1275.2
SHEEP	II	493	513	446	459	451	472.4
	III	854	911	672	609	574	724.0
	V	53	33	12	28	12	27.6
	Unknown	6	2	2	5	3	3.6
Total Statewide		1406	1459	1132	1101	1040	1227.6
WATERFOWL							
DUCKS		Please see waterfowl section for additional information.					
Total Statewide		79817	n/a	57804	55699	53030	61587.5[3]
GEESE							
		Please see waterfowl section for additional information.					
Total Statewide		8084	n/a	6335	4000	5684	6025.8[3]

Does not include unreported harvest which may equal or exceed the reported harvest for some species.

[1]Two year average harvest.
[2]Three year average harvest.
[3]Four year average harvest.
[4]DLP's and other mortalities are included in total harvest beginning in 1994-95.

REPORTED HARVEST TOTALS BY REGION BY YEAR

SPECIES	REGION	REPORTED HARVEST 90-91	REPORTED HARVEST 91-92	REPORTED HARVEST 92-93	REPORTED HARVEST 93-94	REPORTED HARVEST 94-95[1]	5-YEAR AVERAGE HARVEST
WOLF	I	125	196	193	226	224	192.8
	II	249	296	218	368	414	309.0
	III	617	545	527	840	689	643.6
	V	98	125	113	149	130	123.0
Total Statewide		1089	1162	1051	1583	1457	1268.4
WOLVERINE	I	33	18	22	25	36	26.8
	II	222	246	151	186	247	210.4
	III	197	258	143	242	295	227.0
	V	76	69	79	61	48	66.6
Total Statewide		528	591	395	514	626	530.8

Does not include unreported harvest which may equal or exceed the reported harvest for some species.
[1]DLP's and other mortalities are included in total harvest beginning in 1994-95.

REPORTED HARVEST TOTALS BY GMU BY YEAR

SPECIES	GMU	REPORTED HARVEST 90-91	REPORTED HARVEST 91-92	REPORTED HARVEST 92-93	REPORTED HARVEST 93-94	REPORTED HARVEST 94-95[2]	5-YEAR AVERAGE HARVEST
BEAVER	1	24	57	44	56	31	42.4
	2	172	257	63	204	161	171.4
	3	25	80	37	55	25	44.4
	4	4	11	0	0	8	4.6
	5	3	8	1	9	0	4.2
	6	66	61	23	44	46	48.0
	7	69	34	38	80	56	55.4
	8	57	79	65	68	29	59.6
	9	211	388	259	194	195	249.4
	11	17	4	5	0	12	7.6
	12	19	40	34	35	26	30.8
	13	135	181	227	225	274	208.4
	14	155	227	253	236	164	207.0
	15	66	33	92	93	31	63.0
	16	176	228	100	87	66	131.4
	17	1097	1183	455	693	1039	893.4
	18	1131	2365	605	634	478	1042.6
	19	376	384	128	154	188	246.0
	20	712	946	457	942	825	776.4
	21	442	319	218	330	417	345.2
	22	5	19	16	41	17	19.6
	23	37	7	0	10	28	16.4
	24	388	120	78	324	147	211.4
	25	190	120	41	101	136	117.6
Total Statewide		5577	7151	3239	4615	4399	4996.2
BISON	11	0	0	0	0	0	0.0
	19	29	36	14	20	22	24.2
	20	86	93	96	110	38	84.6
Total Statewide		115	129	110	130	60	108.8
BLACK BEAR	1	245	211	141	138	137	174.4
	2	209	214	222	220	237	220.4
	3	157	159	161	229	217	184.6
	5	33	33	18	10	14	21.6
	6	253	238	206	145	205	209.4
	7	83	126	92	90	86	95.4
	9	1	0	3	1	0	1.0
	11	14	14	12	18	18	15.2
	12	26	18	36	27	34	28.2
	13	88	69	81	62	101	80.2
	14	71	90	80	46	94	76.2
	15	129	159	169	108	170	147.0
	16	126	150	109	114	112	122.2
	17	1	2	1	1	13	3.6
	18	0	0	1	0	0	0.2
	19	4	11	7	n/a	7	5.8[1]
	20	270	193	313	277	328	276.2
	21	4	5	10	n/a	6	5.0[1]
	24	2	1	2	4	4	2.6
	25	1	5	4	3	3	3.2
	Unknown	0	0	0	1	1	0.4
Total Statewide		1717	1698	1668	1494	1787	1672.8

Does not include unreported harvest which may equal or exceed the reported harvest for some species.

[1]Four year average harvest.

[2]DLP's and other mortalities are included in total harvest beginning in 1994-95.

REPORTED HARVEST TOTALS BY GMU BY YEAR

SPECIES	GMU	REPORTED HARVEST 90-91	REPORTED HARVEST 91-92	REPORTED HARVEST 92-93	REPORTED HARVEST 93-94	REPORTED HARVEST 94-95[4]	5-YEAR AVERAGE HARVEST
BROWN BEAR	1	27	25	39	25	34	30.0
	3	0	0	0	0	1	0.2
	4	133	124	123	103	118	120.2
	5	34	41	39	30	28	34.4
	6	50	48	39	21	30	37.6
	7	1	1	9	3	4	3.6
	8	150	156	179	163	177	165.0
	9	10	542	14	483	25	214.8
	10	8	4	5	8	7	6.4
	11	9	3	6	4	6	5.6
	12	17	9	24	18	16	16.8
	13	85	75	110	66	102	87.6
	14	10	12	11	5	10	9.6
	15	10	10	14	13	16	12.6
	16	55	68	76	40	50	57.8
	17	54	45	49	33	50	46.2
	18	1	4	11	7	6	5.8
	19	38	31	56	43	48	43.2
	20	40	45	63	47	44	47.8
	21	8	6	16	6	13	9.8
	22	45	42	60	44	44	47.0
	23	37	34	54	40	33	39.6
	24	14	8	15	7	16	12.0
	25	20	16	20	13	18	17.4
	26	50	59	51	42	36	47.6
	27	0	0	0	0	1	0.2
Total Statewide		906	1408	1083	1264	933	1118.8
CARIBOU							
		Please see caribou herd summaries for additional information.					
Total Statewide		8271	8853	10486	12240	9821	9934.2
COYOTE	5	n/a	n/a	n/a	n/a	n/a	n/a
	6	n/a	n/a	n/a	n/a	n/a	n/a
	7	n/a	n/a	n/a	n/a	n/a	n/a
	9	n/a	n/a	n/a	n/a	n/a	n/a
	11	n/a	n/a	n/a	n/a	n/a	n/a
	12	n/a	n/a	n/a	n/a	n/a	n/a
	13	n/a	n/a	n/a	n/a	n/a	n/a
	14	n/a	58	42	14	8	24.4[3]
	15	n/a	n/a	n/a	n/a	n/a	n/a
	16	n/a	6	8	42	16	14.4[3]
	17	n/a	n/a	n/a	n/a	n/a	n/a
	18	n/a	2	2	n/a	n/a	2.0[1]
	19	n/a	13	n/a	12	12	7.4[2]
	20	n/a	n/a	n/a	n/a	n/a	n/a
	21	n/a	n/a	n/a	n/a	n/a	n/a
	24	n/a	n/a	n/a	n/a	n/a	n/a
	25	n/a	n/a	n/a	n/a	n/a	n/a
	26	n/a	n/a	n/a	n/a	n/a	n/a
Total Statewide		n/a	79	52	68	36	47.0[3]

Does not include unreported harvest which may equal or exceed the reported harvest for some species.

[1]Two year average harvest.

[2]Three year average harvest.

[3]Four year average harvest.

[4]DLP's and other mortalities are included in total harvest beginning in 1994-95.

REPORTED HARVEST TOTALS BY GMU BY YEAR

SPECIES	GMU	REPORTED HARVEST 90-91	REPORTED HARVEST 91-92	REPORTED HARVEST 92-93	REPORTED HARVEST 93-94	REPORTED HARVEST 94-95[4]	5-YEAR AVERAGE HARVEST
DEER	1	1370	814	1339	1288	1755	1313.2
	2	3093	2466	3097	2807	2824	2857.4
	3	250	625	768	825	850	663.6
	4	12511	5635	7246	8523	10836	8950.2
	5	n/a	2	n/a	3	5	2.0[2]
	6	2318	1662	2062	1267	2687	1999.2
	8	8106	8948	7043	6254	10400	8150.2
	Unknown	0	0	0	180	271	90.2
Total Statewide		27648	20152	21555	21147	29628	24026.0
ELK	8	200	101	68	87	85	108.2
Total Statewide		200	101	68	87	85	108.2
FOX	5	n/a	n/a	n/a	n/a	n/a	n/a
	7	n/a	n/a	n/a	n/a	n/a	n/a
	8	n/a	n/a	n/a	n/a	n/a	n/a
	9	n/a	n/a	n/a	n/a	n/a	n/a
	10	n/a	n/a	n/a	n/a	n/a	n/a
	11	n/a	n/a	n/a	n/a	n/a	n/a
	12	n/a	n/a	n/a	n/a	n/a	n/a
	13	n/a	n/a	n/a	n/a	n/a	n/a
	14	n/a	30	42	16	7	19.0[3]
	15	n/a	n/a	n/a	n/a	n/a	n/a
	16	n/a	6	5	35	9	11.0[3]
	17	n/a	n/a	n/a	n/a	n/a	n/a
	18	n/a	1311	205	n/a	n/a	303.2[1]
	19	98	167	n/a	90	133	97.6[3]
	20	n/a	n/a	n/a	n/a	n/a	n/a
	21	n/a	n/a	n/a	n/a	n/a	n/a
	22	n/a	n/a	n/a	n/a	n/a	n/a
	23	n/a	n/a	n/a	n/a	n/a	n/a
	24	n/a	n/a	n/a	3	n/a	n/a
	25	n/a	n/a	n/a	n/a	n/a	n/a
	26	n/a	n/a	n/a	n/a	n/a	n/a
Total Statewide		98	1514	252	144	149	431.4
LYNX	1	n/a	9	29	13	2	10.6[3]
	5	0	0	0	9	5	2.8
	6	n/a	n/a	4	0	n/a	0.8[1]
	7	0	0	1	0	n/a	0.2[3]
	9	14	26	51	57	48	39.2
	11	38	107	51	19	16	46.2
	12	134	174	232	121	89	150.0
	13	111	123	130	80	78	104.4
	14	13	15	11	10	1	10.0
	15	1	0	2	3	4	2.0
	16	0	1	3	4	0	1.6
	17	2	5	15	15	28	13.0
	18	4	4	18	4	8	7.6
	19	18	32	32	17	49	29.6
	20	287	701	443	318	157	381.2
	21	17	69	26	48	22	36.4

Does not include unreported harvest which may equal or exceed the reported harvest for some species.

[1]Two year average harvest.

[2]Three year average harvest.

[3]Four year average harvest.

[4]DLP's and other mortalities are included in total harvest beginning in 1994-95.

REPORTED HARVEST TOTALS BY GMU BY YEAR

SPECIES	GMU	REPORTED HARVEST 90-91	REPORTED HARVEST 91-92	REPORTED HARVEST 92-93	REPORTED HARVEST 93-94	REPORTED HARVEST 94-95[4]	5-YEAR AVERAGE HARVEST
LYNX	22	2	5	4	2	4	3.4
	23	0	1	0	5	1	1.4
	24	138	158	111	123	35	113.0
	25	490	644	200	368	266	393.6
	26	4	0	3	4	3	2.8
Total Statewide		1273	2074	1366	1220	816	1349.8
MARTEN	1	767	1269	249	255	564	620.8
	2	501	700	575	656	1043	695.0
	3	101	216	72	177	101	133.4
	4	708	2083	477	398	241	781.4
	5	83	47	20	74	290	102.8
	6	n/a	n/a	n/a	n/a	n/a	n/a
	7	56	27	32	33	110	51.6
	8	n/a	n/a	n/a	n/a	n/a	n/a
	11	n/a	n/a	1	n/a	n/a	n/a
	12	n/a	n/a	n/a	n/a	n/a	n/a
	13	n/a	n/a	23	12	41	15.2[2]
	14	n/a	30	6	11	28	15.0[3]
	15	n/a	2	130	0	0	26.4[3]
	16	0	28	0	103	97	45.6
	17	n/a	n/a	n/a	n/a	n/a	n/a
	18	n/a	350	72	n/a	n/a	84.4[1]
	19	2875	3018	n/a	1624	2391	1981.6[3]
	20	n/a	n/a	n/a	n/a	n/a	n/a
	21	n/a	n/a	n/a	n/a	n/a	n/a
	22	n/a	n/a	n/a	n/a	n/a	n/a
	24	n/a	n/a	n/a	610	n/a	n/a
	25	n/a	n/a	707	n/a	n/a	n/a
Total Statewide		5091	7770	2364	3953	4906	4816.8
MINK	1	232	n/a	n/a	n/a	n/a	n/a
	2	170	n/a	n/a	n/a	n/a	n/a
	3	n/a	n/a	n/a	n/a	n/a	n/a
	4	n/a	n/a	n/a	n/a	n/a	n/a
	5	n/a	n/a	n/a	n/a	n/a	n/a
	6	n/a	n/a	n/a	n/a	n/a	n/a
	7	n/a	n/a	n/a	n/a	n/a	n/a
	9	n/a	n/a	n/a	n/a	n/a	n/a
	10	n/a	n/a	n/a	n/a	n/a	n/a
	11	n/a	n/a	n/a	n/a	n/a	n/a
	12	n/a	n/a	n/a	n/a	n/a	n/a
	13	n/a	n/a	n/a	n/a	n/a	n/a
	14	n/a	73	113	28	26	48.0[3]
	15	n/a	n/a	n/a	n/a	n/a	n/a
	16	n/a	11	5	14	13	8.6[3]
	17	n/a	n/a	n/a	n/a	n/a	n/a
	18	n/a	4256	n/a	n/a	n/a	n/a
	19	191	121	n/a	51	42	81.0[3]
	20	n/a	n/a	n/a	n/a	n/a	n/a

Does not include unreported harvest which may equal or exceed the reported harvest for some species.

[1]Two year average harvest.

[2]Three year average harvest.

[3]Four year average harvest.

[4]DLP's and other mortalities are included in total harvest beginning in 1994-95.

REPORTED HARVEST TOTALS BY GMU BY YEAR

SPECIES	GMU	REPORTED HARVEST 90-91	REPORTED HARVEST 91-92	REPORTED HARVEST 92-93	REPORTED HARVEST 93-94	REPORTED HARVEST 94-95[1]	5-YEAR AVERAGE HARVEST
MINK	21	n/a	n/a	n/a	n/a	n/a	n/a
	22	n/a	n/a	n/a	n/a	n/a	n/a
	23	n/a	n/a	n/a	n/a	n/a	n/a
	24	n/a	n/a	n/a	3	n/a	n/a
	25	n/a	n/a	n/a	n/a	n/a	n/a
	26	n/a	n/a	n/a	n/a	n/a	n/a
Total Statewide		593	4461	118	96	81	1069.8
MOOSE	1	127	80	97	139	96	107.8
	3	0	9	15	13	19	11.2
	5	71	69	57	66	69	66.4
	6	161	200	208	163	149	176.2
	7	101	102	105	80	68	91.2
	9	254	222	208	224	236	228.8
	11	32	42	23	30	36	32.6
	12	98	110	71	91	88	91.6
	13	521	689	628	1280	955	814.6
	14	435	800	903	610	723	694.2
	15	390	570	411	586	636	518.6
	16	137	402	377	274	343	306.6
	17	225	268	262	253	297	261.0
	18	57	64	77	103	87	77.6
	19	498	476	511	556	604	529.0
	20	1145	1295	908	1369	1286	1200.6
	21	719	680	497	598	658	630.4
	22	350	301	289	247	211	279.6
	23	200	176	182	135	133	165.2
	24	146	144	134	156	155	147.0
	25	216	169	104	165	154	161.6
	26	93	101	109	97	84	96.8
	Unknown	23	35	49	47	29	36.6
Total Statewide		5999	7004	6225	7282	7116	6725.2
MT. GOAT	1	135	81	115	154	121	121.2
	4	42	29	50	57	52	46.0
	5	13	8	4	6	12	8.6
	6	67	50	51	55	56	55.8
	7	53	73	105	94	80	81.0
	8	29	32	39	48	42	38.0
	11	16	25	17	16	14	17.6
	13	5	8	5	6	2	5.2
	14	32	40	39	29	32	34.4
	15	44	61	72	82	68	65.4
Total Statewide		436	407	497	547	479	473.2
MUSKOX	18	95	109	101	84	25	82.8
	26	4	4	8	8	7	6.2
Total Statewide		99	113	109	92	32	89.0
OTTER	1	141	101	94	149	187	134.4
	2	40	43	66	108	232	97.8
	3	46	69	12	82	56	53.0
	4	65	131	149	63	82	98.0
	5	1	1	6	7	4	3.8
	6	59	89	74	43	78	68.6

Does not include unreported harvest which may equal or exceed the reported harvest for some species.

[1]DLP's and other mortalities are included in total harvest beginning in 1994-95.

REPORTED HARVEST TOTALS BY GMU BY YEAR

SPECIES	GMU	REPORTED HARVEST 90-91	REPORTED HARVEST 91-92	REPORTED HARVEST 92-93	REPORTED HARVEST 93-94	REPORTED HARVEST 94-95[2]	5-YEAR AVERAGE HARVEST
OTTER	7	22	12	5	21	5	13.0
	8	80	144	91	68	91	94.8
	9	84	151	104	65	70	94.8
	10	0	0	0	0	0	0.0
	11	0	1	1	0	3	1.0
	12	1	6	8	0	6	4.2
	13	19	23	23	42	61	33.6
	14	10	26	16	35	30	23.4
	15	21	21	38	51	13	28.8
	16	15	22	14	31	7	17.8
	17	156	103	83	93	129	112.8
	18	328	425	346	109	208	283.2
	19	38	39	27	33	18	31.0
	20	17	40	23	43	28	30.2
	21	44	26	10	37	33	30.0
	22	1	2	4	9	11	5.4
	23	6	3	3	0	6	3.6
	24	5	1	6	23	4	7.8
	25	1	6	5	3	6	4.2
	26	0	0	0	0	0	0.0
Total Statewide		1200	1485	1208	1115	1368	1275.2
SHEEP	7	8	14	5	7	4	7.6
	9	1	2	1	0	4	1.6
	11	147	170	159	143	114	146.6
	12	266	324	201	195	195	236.2
	13	162	148	114	142	172	147.6
	14	132	138	124	116	112	124.4
	15	25	26	28	34	33	29.2
	16	18	15	15	17	12	15.4
	17	0	0	0	0	0	0.0
	19	134	122	110	125	116	121.4
	20	159	171	118	117	95	132.0
	23	33	12	7	20	0	14.4
	24	24	51	50	26	28	35.8
	25	75	61	55	36	15	48.4
	26	216	203	143	118	137	163.4
	Unknown	6	2	2	5	3	3.6
Total Statewide		1406	1459	1132	1101	1040	1227.6
WATERFOWL:							
DUCKS							
		Please see waterfowl section for additional information.					
Total Statewide		79817	n/a	57804	55699	53030	61587.5[1]
GEESE							
		Please see waterfowl section for additional information.					
Total Statewide		8084	n/a	6335	4000	5684	6025.8[1]

Does not include unreported harvest which may equal or exceed the reported harvest for some species.

[1]Four year average harvest.

[2]DLP's and other mortalities are included in total harvest beginning in 1994-95.

REPORTED HARVEST TOTALS BY GMU BY YEAR

SPECIES	GMU	REPORTED HARVEST 90-91	REPORTED HARVEST 91-92	REPORTED HARVEST 92-93	REPORTED HARVEST 93-94	REPORTED HARVEST 94-95[1]	5-YEAR AVERAGE HARVEST
WOLF	1	34	48	58	63	65	53.6
	2	66	86	105	103	86	89.2
	3	18	51	26	48	54	39.4
	5	7	11	4	12	19	10.6
	6	4	6	3	2	0	3.0
	7	3	2	3	6	7	4.2
	9	26	89	33	68	29	49.0
	10	3	3	0	0	0	1.2
	11	37	30	33	17	35	30.4
	12	73	32	52	71	31	51.8
	13	144	114	93	180	158	137.8
	14	2	3	10	7	22	8.8
	15	6	7	16	21	13	12.6
	16	5	5	8	12	29	11.8
	17	19	37	19	55	121	50.2
	18	1	4	0	6	6	3.4
	19	128	96	33	84	183	104.8
	20	167	184	197	423	199	234.0
	21	91	62	48	69	88	71.6
	22	31	48	18	34	26	31.4
	23	40	55	68	50	52	53.0
	24	53	85	79	94	88	79.8
	25	68	64	81	68	77	71.6
	26	63	40	64	90	69	65.2
Total Statewide		1089	1162	1051	1583	1457	1268.4
WOLVERINE	1	28	16	19	24	26	22.6
	3	2	2	1	0	1	1.2
	5	3	0	2	1	9	3.0
	6	10	10	19	16	19	14.8
	7	11	16	11	9	13	12.0
	9	70	91	47	58	69	67.0
	11	13	10	5	7	11	9.2
	12	14	27	13	21	21	19.2
	13	35	36	32	34	35	34.4
	14	16	8	9	13	5	10.2
	15	10	3	5	8	12	7.6
	16	8	21	13	12	28	16.4
	17	49	51	10	29	55	38.8
	18	9	6	8	4	4	6.2
	19	56	54	42	32	105	57.8
	20	30	62	27	54	49	44.4
	21	23	29	8	44	28	26.4
	22	32	29	24	24	12	24.2
	23	28	32	36	19	16	26.2
	24	17	30	8	30	29	22.8
	25	51	53	41	49	55	49.8
	26	13	5	15	26	24	16.6
Total Statewide		528	591	395	514	626	530.8

Does not include unreported harvest which may equal or exceed the reported harvest for some species.
[1]DLP's and other mortalities are included in total harvest beginning in 1994-95.



*MOOSE MORTALITIES DUE TO HIGHWAY VEHICLE AND TRAIN COLLISIONS**

Game Management Units 7 & 15

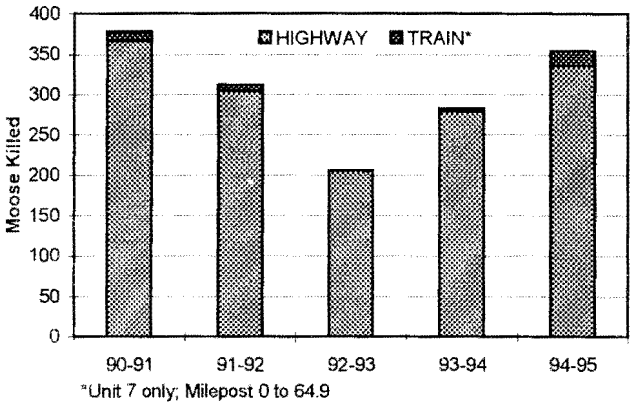

*Unit 7 only; Milepost 0 to 64.9

Game Management Unit 14C

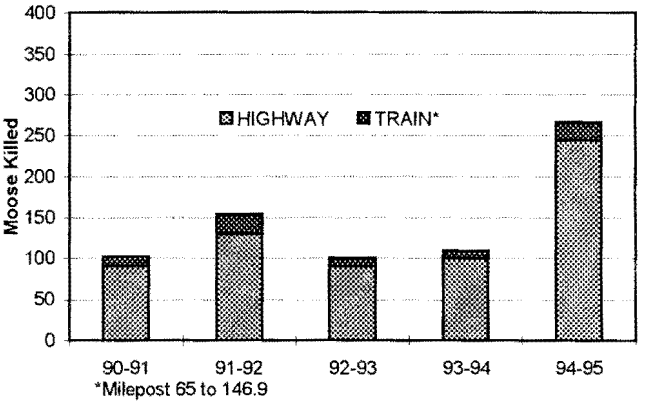

*Milepost 65 to 146.9

Game Management Unit 14A

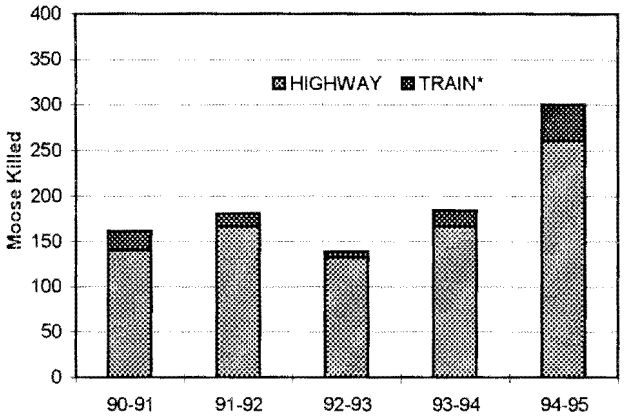

*Milepost 147 to 187.9

Game Management Unit 13

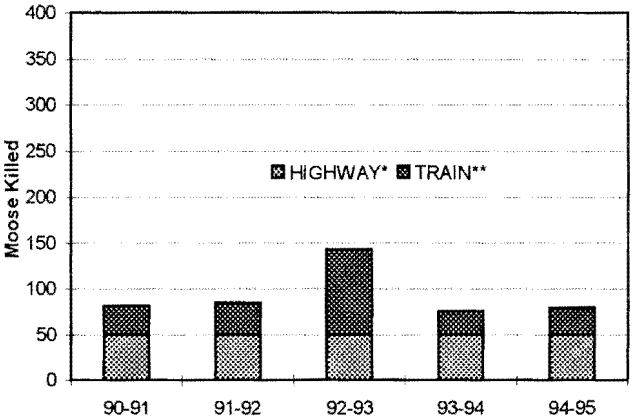

*Figures for highway mortalities are estimated
**Milepost 227 to 326.9 (GMU 13E)

Game Management Unit 14B

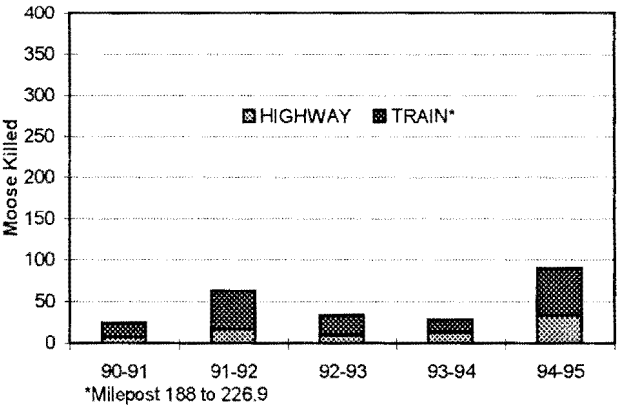

*Milepost 188 to 226.9

Game Management Units 16A (Highway*) and 20 (Train**)

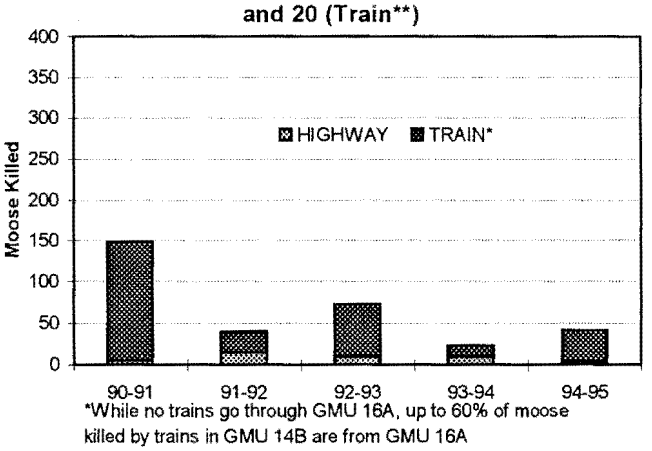

*While no trains go through GMU 16A, up to 60% of moose killed by trains in GMU 14B are from GMU 16A
** Milepost 327 to 470

***All figures represent minimums; actual figures may be higher**

CARIBOU HUNT INFORMATION BY HERD BY YEAR

YEAR	GENERAL SEASONS NO. OF HUNTERS	% SUCC.	TOTAL REPTD HARVEST	DRAWING PERMITS NO. OF PERMITS	NO. OF HUNTERS	% SUCC.	TOTAL REPTD HARVEST	REGISTRATION PERMITS NO. OF PERMITS	NO. OF HUNTERS	% SUCC.	TOTAL REPTD HARVEST	TOTAL HUNTERS	EST. HARVEST LOW	EST. HARVEST HIGH
ADAK														
1990-91	0			0				377	267	83.00	201	300	201	201
1991-92	0			0				403	284	47.89	198	284	198	198
1992-93	0			0				346	172	56.39	137	172	137	137
1993-94	0			0				350	143	n/a	236	143	236	236
1994-95	0			0				213	71	n/a	77	71	77	77
BEAVER MOUNTAINS														
1990-91	6	66.66	4	0				0				6	4	4
1991-92	22	59.09	13	0				0				22	13	13
1992-93	7	71.43	5	0				0				7	5	5
1993-94	9	33.33	3	0				0				9	3	3
1994-95	7	28.57	2	0				0				7	2	2
BIG RIVER														
1990-91	61	85.24	52	0				0				61	52	52
1991-92	85	74.11	63	0				0				85	63	63
1992-93	39	71.79	28	0				0				39	28	28
1993-94	26	69.23	18	0				0				26	18	18
1994-95	63	73.02	46	0				0				63	46	46
CENTRAL ARCTIC														
1990-91	173	n/a	112	0				0				173	112	112
1991-92	618	56.63	408	0				0				618	408	408
1992-93	n/a	n/a	386	0				0				n/a	386	386
1993-94	620	54.03	367	0				0				620	367	367
1994-95	583	54.40	341	0				0				583	341	341
CHISANA														
1990-91	43	67.00	29	0				0				43	39	47
1991-92	0			0				0				0	0	0
1992-93	29	58.62	17	0				0				29	22	27
1993-94	n/a	n/a	6	0				35	33	57.58	19	n/a	25	29
1994-95	0			0				0				0	0	0

HERD COMMENTS	1990-91	1991-92	1992-93	1993-94	1994-95
ADAK	MULTIPLE BAG LIMIT	MULTIPLE BAG LIMIT	MULTIPLE BAG LIMIT, NO CLOSED SEASON.	MULTIPLE BAG LIMIT, NO CLOSED SEASON.	MULTIPLE BAG LIMIT, NO CLOSED SEASON. TOTAL INCLUDES 10 FROM FWP INVESTIGATION.
BEAVER MOUNTAINS	INCLUDES KUSKOKWIM MTS.	INCLUDES KUSKOKWIM MTS.	INCLUDES KUSKOKWIM MTS.	INCLUDES KUSKOKWIM MTS.	INCLUDES KUSKOKWIM MTS.
BIG RIVER	NO EST. OF UNREPORTED HARVEST				
CENTRAL ARCTIC	MULTIPLE BAG LIMIT	MULTIPLE BAG LIMIT	MULTIPLE BAG LIMIT	MULTIPLE BAG LIMIT	MULTIPLE BAG LIMIT
CHISANA				ESTIMATED HARVEST INCLUDES 4 UNREPORTED	NO OPEN SEASON

CARIBOU HUNT INFORMATION BY HERD BY YEAR

YEAR	GENERAL SEASONS NO. OF HUNTERS	GENERAL SEASONS % SUCC.	GENERAL SEASONS TOTAL REPTD HARVEST	DRAWING PERMITS NO. OF PERMITS	DRAWING PERMITS NO. OF HUNTERS	DRAWING PERMITS % SUCC.	DRAWING PERMITS TOTAL REPTD HARVEST	REGISTRATION PERMITS NO. OF PERMITS	REGISTRATION PERMITS NO. OF HUNTERS	REGISTRATION PERMITS % SUCC.	REGISTRATION PERMITS TOTAL REPTD HARVEST	TOTAL HUNTERS	EST. HARVEST LOW	EST. HARVEST HIGH
DELTA														
1990-91	418	46.00	193	350	93	100.00	93	150	72	100.00	72	583	358	456
1991-92	416	49.04	204	200	147	66.67	98	0				563	402	452
1992-93	0			0				0				0	0	0
1993-94	0			0				0				0	0	0
1994-95	0			0				0				0	0	0
FAREWELL														
1993-94	62	69.35	43	0				0				62	43	43
1994-95	62	58.06	36	0				0				62	36	36
FORTYMILE														
1990-91	88	56.00	49	0				1478	1055	25.02	264	1143	313	345
1991-92	424	23.58	100	0				1951	1553	22.22	345	1977	445	506
1992-93	n/a	n/a	60	0				1050	988	34.11	337	n/a	397	403
1993-94	0			0				2886	2168	15.08	327	2168	327	327
1994-95	0			0				2870	2115	14.75	312	2115	312	338
FOX RIVER														
1990-91	0			0				0				0	0	0
1991-92	0			0				0				0	0	0
1992-93	0			0				0				0	0	0
1993-94	0			0				0				0	0	0
1994-95	0			0				0				0	0	0
GALENA MOUNTAIN														
1990-91	0			0				0				0	0	0
1991-92	n/a	n/a	n/a	0				0				n/a	n/a	n/a
1992-93	6	83.33	5	0				0				6	5	5
1993-94	2	50.00	1	0				0				2	1	1
1994-95	n/a	n/a	2	0				0				n/a	2	2
KENAI LOWLANDS														
1990-91	0			3	3	66.67	2	0				3	2	2
1991-92	0			3	3	66.67	2	0				3	2	2
1992-93	0			3	3	33.33	1	0				3	1	1
1993-94	0			0	0	0	0	0				0	0	0
1994-95	0			0	0	0	0	0				0	0	0

HERD COMMENTS	1990-91	1991-92	1992-93	1993-94	1994-95
DELTA	REG. HUNTS CLOSED BY E.O	REG. HUNTS CLOSED BY E.O. INCLUDES YANERT HERD	NO OPEN SEASON. INCLUDES YANERT HERD	NO OPEN SEASON. INCLUDES YANERT HERD	NO OPEN SEASON. INCLUDES YANERT HERD
FAREWELL					
FORTYMILE	REG. TOTALS INCLUDE 2 ILLEGAL KILLS	GENERAL SEASON & REG. HUNTS CLOSED EARLY	GENERAL SEASON & REG HUNTS CLOSED EARLY	TOTAL INCLUDES COMBINED STATE AND FEDERAL REG. HUNT	TOTAL INCLUDES COMBINED STATE AND FEDERAL REG. HUNT TOTAL PERMITS INCLUDES EST. NO OF FEDERAL PERMITS ISSUED
FOX RIVER	NO OPEN SEASON	NO OPEN SEASON.	NO OPEN SEASON.	NO OPEN SEASON.	NO OPEN SEASON
GALENA MOUNTAIN		INCLUDED IN KOKRINES HERD			
KENAI LOWLANDS				NO OPEN SEASON	NO OPEN SEASON

CARIBOU HUNT INFORMATION BY HERD BY YEAR

YEAR	GENERAL SEASONS NO. OF HUNTERS	GENERAL SEASONS % SUCC.	GENERAL SEASONS TOTAL REPTD HARVEST	DRAWING PERMITS NO. OF PERMITS	DRAWING PERMITS NO. OF HUNTERS	DRAWING PERMITS % SUCC.	DRAWING PERMITS TOTAL REPTD HARVEST	REGISTRATION PERMITS NO OF PERMITS	REGISTRATION PERMITS NO. OF HUNTERS	REGISTRATION PERMITS % SUCC.	REGISTRATION PERMITS TOTAL REPTD HARVEST	TOTAL HUNTERS	EST. HARVEST LOW	EST. HARVEST HIGH
KENAI MOUNTAINS														
1990-91	0			50	30	23.33	7	0				30	7	7
1991-92	0			100	53	30.19	16	0				53	16	16
1992-93	0			100	53	28.30	15	0				53	15	15
1993-94	0			200	140	20.71	29	0				140	29	29
1994-95	0			200	116	24.14	28	0				116	28	28
KILBUCK MOUNTAINS														
1990-91	0			0				0				0	6	6
1991-92	0			0				74	23	86.96	22	23	22	28
1992-93	0			0				404	192	45.31	87	192	87	99
1993-94	0			0				253	253	29.25	74	253	74	74
1994-95	0			0				305	251	18.73	47	251	47	47
KILLEY RIVER														
1990-91	0			0				0				n/a	n/a	n/a
1991-92	0			0				0				0	0	0
1992-93	0			0				0				0	0	0
1993-94	0			0				0				0	0	0
1994-95	0			25	15	73.33	11	0				15	11	11
KOKRINES														
1991-92	33	9.10	3	0				0				33	3	13
1992-93	n/a	n/a	n/a	0				0				n/a	n/a	n/a
1993-94	n/a	n/a	n/a	0				0				n/a	n/a	n/a
1994-95	n/a	n/a	n/a	0				0				n/a	n/a	n/a
MACOMB														
1990-91	0			0				351	198	22.00	43	198	43	43
1991-92	0			0				318	208	24.04	50	208	50	50
1992-93	0			0				0				0	0	0
1993-94	0			0				0				0	0	0
1994-95	0			0				0				0	0	0
MENTASTA														
1990-91	0			0				n/a	99	29.00	29	99	29	29
1991-92	0			0				170	131	19.85	26	131	26	26
1992-93	0			0				0				0	0	0
1993-94	0			0				0				0	0	0
1994-95	0			0				0				0	0	0

HERD COMMENTS	1990-91	1991-92	1992-93	1993-94	1994-95
KENAI MOUNTAINS					
KILBUCK MTNS	ILLEGAL HARVEST=6	MULTIPLE BAG LIMIT. STATE TIER II CANCELLED	TOTAL INCLUDES COMBINED STATE AND FEDERAL REG. HUNT	TOTAL INCLUDES COMBINED STATE AND FEDERAL REG. HUNT	TOTAL INCLUDES COMBINED STATE AND FEDERAL REG. HUNT
KILLEY RIVER	NO OPEN SEASON.	NO OPEN SEASON.	NO OPEN SEASON.	NO OPEN SEASON - SPLIT INTO KILLEY R. & TWIN LAKES HERDS	SPLIT INTO KILLEY R. AND TWIN LAKES HERDS
KOKRINES		INCLUDES RAY MTS., WOLF MTS., & GALENA MTS. HERDS	SEE RAY MTS., WOLF MTS. & GALENA MTS. HERDS	SEE RAY MTS., WOLF MTS. & GALENA MTS. HERDS	SEE RAY MTS., WOLF MTS., & GALENA MTS. HERDS
MACOMB		REG. HUNT CLOSED EARLY	REG. HUNT NOT HELD	NO OPEN SEASON	NO OPEN SEASON
MENTASTA			FEDERAL REG. HUNT CLOSED	NO OPEN SEASON	NO OPEN SEASON

CARIBOU HUNT INFORMATION BY HERD BY YEAR

YEAR	GENERAL SEASONS NO. OF HUNTERS	GENERAL SEASONS % SUCC.	GENERAL SEASONS TOTAL REPTD HARVEST	DRAWING PERMITS NO. OF PERMITS	DRAWING PERMITS NO. OF HUNTERS	DRAWING PERMITS % SUCC.	DRAWING PERMITS TOTAL REPTD HARVEST	REGISTRATION PERMITS NO. OF PERMITS	REGISTRATION PERMITS NO. OF HUNTERS	REGISTRATION PERMITS % SUCC.	REGISTRATION PERMITS TOTAL REPTD HARVEST	TOTAL HUNTERS	EST. HARVEST LOW	EST. HARVEST HIGH
MULCHATNA														
1990-91	1135	86.78	1151	0				0				1135	1500	2651
1991-92	1886	85.52	1936	0				0				1886	2086	3436
1992-93	1822	90.66	1979	0				0				1822	3000	5000
1993-94	2394	85.76	2804	0				0				2394	4004	6004
1994-95	3086	84.79	3429	0				0				3086	3429	6129
N. ALASKA PENINSULA														
1990-91	740	87.00	892	0				0				740	892	892
1991-92	787	79.28	806	0				2	1	0.00	0	788	1606	2006
1992-93	797	81.30	885	0				0				797	1685	2085
1993-94	966	85.61	1323	0				0				966	2423	2823
1994-95	569	82.78	573	0				0				569	573	1273
NELCHINA														
1990-91	0			877	615	45.00	274	7788	5883	47.00	2746	6498	3020	3020
1991-92	0			2802	2457	80.30	1973	3178	2234	43.87	983	4691	2956	3079
1992-93	0			6503	5211	66.19	3449	2014	1212	40.26	488	6423	3937	4055
1993-94	0			9043	7097	66.86	4745	2410	1497	36.27	543	8594	5289	5319
1994-95	0			7560	5715	54.40	3109	n/a	1883	24.96	470	7598	3579	3579
NUSHAGAK PENINSULA														
1990-91	0			0				0				0	0	0
1991-92	0			0				0				0	0	2
1992-93	0			0				0				0	0	0
1993-94	0			0				0				0	0	0
1994-95	0			0				100	34	91.18	31	34	31	35
PORCUPINE														
1990-91	11	29.00	20	0				0				11	20	20
1991-92	143	49.65	104	0				0				143	104	104
1992-93	n/a	n/a	244	0				0				n/a	244	454
1993-94	n/a	n/a	136	0				0				n/a	136	346
1994-95	67	68.70	70	0				0				67	70	280

HERD COMMENTS	1990-91	1991-92	1992-93	1993-94	1994-95
MULCHATNA		MULTIPLE BAG LIMIT. HIGH UNREPORTED HARVEST	MULTIPLE BAG LIMIT. HIGH UNREPORTED HARVEST	MULTIPLE BAG LIMIT. HIGH UNREPORTED HARVEST	MULTIPLE BAG LIMIT. HIGH UNREPORTED HARVEST
N. ALASKA PENINSULA		MULTIPLE BAG LIMIT	MULTIPLE BAG LIMIT	MULTIPLE BAG LIMIT. HARVEST INCLUDES UNKNOWN NO. OF MULCHATNA ANIMALS	MULTIPLE BAG LIMIT. HARVEST INCLUDES UNKNOWN NO. OF MULCHATNA ANIMALS. SEASON & BAG LIMIT ADJUSTED BY EMERGENCY REGULATION AND EMERGENCY ORDER
NELCHINA	% SUCCESS MAY BE HIGH- - SUCCESSFUL& DID NOT HUNT WERE LUMPED.	DRAWING PERMIT FIGURES REPRESENT STATE TIER II PERMIT HUNT.	DRAWING PERMIT FIGURES REPRESENT STATE TIER II PERMIT HUNT.	DRAWING PERMIT FIGURES REPRESENT STATE TIER II & DRAWING PERMIT HUNTS	DRAWING PERMIT FIGURES REPRESENT STATE TIER II & DRAWING PERMIT HUNTS
NUSHAGAK PENINSULA	NO OPEN SEASON.	NO OPEN SEASON. 2 ILLEGAL KILLS	NO OPEN SEASON.	NO OPEN SEASON	AREA BIOLOGIST DATA= 10 MALE, 19 FEMALE,6 UNKNOWN, 38 TOTAL HUNTERS, 92 11% SUCCESSFUL UNKNOWN DAYS
PORCUPINE		MULTIPLE BAG LIMIT	MULTIPLE BAG LIMIT	MULTIPLE BAG LIMIT	MULTIPLE BAG LIMIT

CARIBOU HUNT INFORMATION BY HERD BY YEAR

YEAR	GENERAL SEASONS NO. OF HUNTERS	GENERAL SEASONS % SUCC.	GENERAL SEASONS TOTAL REPTD HARVEST	DRAWING PERMITS NO. OF PERMITS	DRAWING PERMITS NO. OF HUNTERS	DRAWING PERMITS % SUCC.	DRAWING PERMITS TOTAL REPTD HARVEST	REGISTRATION PERMITS NO. OF PERMITS	REGISTRATION PERMITS NO. OF HUNTERS	REGISTRATION PERMITS % SUCC.	REGISTRATION PERMITS TOTAL REPTD HARVEST	TOTAL HUNTERS	EST. HARVEST LOW	EST. HARVEST HIGH
RAINY PASS														
1990-91	157	70.00	110	0				0				157	110	110
1991-92	95	70.53	67	0				0				95	67	67
1992-93	142	64.79	93	0				0				142	93	93
1993-94	65	53.85	35	0				0				65	35	35
1994-95	96	59.38	57	0				0				96	57	57
RAY MOUNTAINS														
1990-91	17	15.00	3	0				0				17	3	3
1991-92	n/a	n/a	n/a	0				0				n/a	n/a	n/a
1992-93	11	45.45	5	0				0				11	5	15
1993-94	20	45.00	9	0				0				20	9	9
1994-95	n/a	n/a	2	0				0				n/a	2	12
S. ALASKA PENINSULA														
1990-91	n/a	n/a	55	0				0				n/a	55	55
1991-92	40	87.50	35	0				0				40	35	35
1992-93	36	69.44	25	0				0				36	25	25
1993-94	0			0				0				0	0	3
1994-95	0			0				0				0	0	0
SUNSHINE MOUNTAINS														
1990-91	2	100.00	2	0				0				2	2	2
1991-92	0	0	0	0				0				0	0	0
1992-93	2	100.00	2	0				0				2	2	2
1993-94	3	33.33	1	0				0				3	1	1
1994-95	6	0.00	0	0				0				6	0	0
TONZONA														
1990-91	22	68.20	15	0				0				22	15	15
1991-92	40	90.00	36	0				0				40	36	36
1992-93	10	50.00	5	0				0				10	5	5
1993-94	19	78.95	15	0				0				19	15	15
1994-95	32	78.13	25	0				0				32	25	25
WESTERN ARCTIC														
1990-91	1087	n/a	1926	0				0				1087	1926	1926
1991-92	618	n/a	1346	0				0				618	1346	1707
1992-93	n/a	n/a	2213	0				0				n/a	2213	2600
1993-94	n/a	n/a	1485	0				0				n/a	1485	1810
1994-95	355	92.11	1130	0				0				355	1130	1130

HERD COMMENTS	1990-91	1991-92	1992-93	1993-94	1994-95
RAINY PASS					
RAY MOUNTAINS		INCLUDED IN KOKRINES HERD			
S. ALASKA PENINSULA				SEASON CLOSED BY E.O. 3 ILLEGAL KILLS	NO OPEN SEASON. SEASON CLOSED BY E.O.
SUNSHINE MOUNTAINS		NO HUNT EFFORT			
TONZONA					
WESTERN ARCTIC	NO EST. OF UNREP. HARV INCLUDES TESHEKPUK HERD	MULTIPLE BAG LIMIT HIGH UNREPORTED HARVEST INCLUDES TESHEKPUK HERD	MULTIPLE BAG LIMIT HIGH UNREPORTED HARVEST INCLUDES TESHEKPUK HERD	MULTIPLE BAG LIMIT HIGH UNREPORTED HARVEST INCLUDES TESHEKPUK HERD	MULTIPLE BAG LIMIT HIGH UNREPORTED HARVEST INCLUDES TESHEKPUK HERD

CARIBOU HUNT INFORMATION BY HERD BY YEAR

YEAR	GENERAL SEASONS NO. OF HUNTERS	GENERAL SEASONS % SUCC.	GENERAL SEASONS TOTAL REPTD HARVEST	DRAWING PERMITS NO OF PERMITS	DRAWING PERMITS NO. OF HUNTERS	DRAWING PERMITS % SUCC.	DRAWING PERMITS TOTAL REPTD HARVEST	REGISTRATION PERMITS NO OF PERMITS	REGISTRATION PERMITS NO. OF HUNTERS	REGISTRATION PERMITS % SUCC.	REGISTRATION PERMITS TOTAL REPTD HARVEST	TOTAL HUNTERS	EST. HARVEST LOW	EST. HARVEST HIGH
WHITE MOUNTAINS														
1990-91	97	17.50	17	14	14	21.43	3	0				111	20	20
1991-92	163	11.66	19	100	12	0.00	0	0				175	19	19
1992-93	114	13.16	15	100	22	13.64	3	0				136	18	18
1993-94	113	18.58	21	150	26	0.00	0	0				139	21	21
1994-95	n/a	n/a	18	150	29	10.34	3	0				n/a	21	21
WOLF MOUNTAIN														
1990-91	11	9.09	1	0				0				11	1	1
1991-92	n/a	n/a	n/a	0				0				n/a	n/a	n/a
1992-93	8	25.00	2	0				0				8	2	2
1993-94	5	0.00	0	0				0				5	0	2
1994-95	n/a	n/a	2	0				0				n/a	2	2
TOTAL STATEWIDE														
1990-91			4631				377				3357			
1991-92			5140				2089				1624			
1992-93			5969				3468				1049			
1993-94			6267				4774				1199			
1994-95			5733				3151				937			

HERD COMMENTS	1990-91	1991-92	1992-93	1993-94	1994-95
WHITE MOUNTAINS					
WOLF MOUNTAIN		INCLUDED IN KOKRINES HERD		ESTIIMATED HARVEST INCLUDES 2 UNREPORTED	

SHEEP HUNT INFORMATION BY MOUNTAIN RANGE BY YEAR

YEAR	GENERAL SEASONS NO. OF HUNTERS	% SUCC.	TOTAL REPTD HARVEST	DRAWING PERMITS NO. OF PERMITS	NO. OF HUNTERS	% SUCC.	TOTAL REPTD HARVEST	REGISTRATION PERMITS NO. OF PERMITS	NO. OF HUNTERS	% SUCC.	TOTAL REPTD HARVEST	TOTAL HUNTERS	TOTAL REPTD HARVEST
ALASKA RANGE EAST													
1990-91	441	31.52	139	n/a	166	34.34	57					607	196
1991-92	436	28.21	123	270	192	47.92	92					628	215
1992-93	304	25.00	76	270	193	39.90	77					497	153
1993-94	268	22.01	59	270	205	41.46	85					473	144
1994-95	231	23.81	55	270	180	37.22	67					411	122
ALASKA RANGE WEST													
1990-91	267	57.30	153									267	153
1991-92	258	53.88	139									258	139
1992-93	223	56.50	126									223	126
1993-94	263	53.99	142									263	142
1994-95	255	51.76	132									255	132
BROOKS RANGE													
1990-91	562	55.87	314									562	314
1991-92	572	52.10	298					n/a	42	35.71	26	614	324
1992-93	490	42.86	210					n/a	n/a	n/a	35	540	245
1993-94	457	36.10	165					n/a	61	44.26	27	518	192
1994-95	384	41.15	158					n/a	15	73.33	17	399	175
CHUGACH MOUNTAINS													
1990-91	311	30.87	96	n/a	257	39.69	102					568	198
1991-92	325	34.85	100	345	269	30.86	83					594	183
1992-93	286	22.73	65	345	258	31.78	82					544	147
1993-94	305	30.82	94	345	241	30.29	73					546	167
1994-95	380	32.89	125	295	224	30.36	68					604	193
KENAI MOUNTAINS													
1990-91	170	19.41	33									170	33
1991-92	213	18.78	40									213	40
1992-93	233	14.16	33									233	33
1993-94	268	12.31	33	20	15	53.33	8					283	41
1994-95	271	11.81	32	20	13	38.46	5					284	37
OGILVIE MOUNTAINS													
1990-91	3	0.00	0									3	0
1991-92	4	0.00	0									4	0
1992-93	2	50.00	1									2	1
1993-94	5	0.00	0									5	0
1994-95	7	14.29	1									7	1
TALKEETNA, CHULITNA, WATANA MTS													
1990-91	356	23.03	82									356	82
1991-92	375	24.27	91									375	91
1992-93	369	20.33	75									369	75
1993-94	422	19.43	82									422	82
1994-95	516	17.64	91									516	91

SHEEP HUNT INFORMATION BY MOUNTAIN RANGE BY YEAR

YEAR	GENERAL SEASONS NO. OF HUNTERS	% SUCC.	TOTAL REPTD HARVEST	DRAWING PERMITS NO. OF PERMITS	NO. OF HUNTERS	% SUCC.	TOTAL REPTD HARVEST	REGISTRATION PERMITS NO. OF PERMITS	NO. OF HUNTERS	% SUCC.	TOTAL REPTD HARVEST	TOTAL HUNTERS	TOTAL REPTD HARVEST
TANANA HILLS - WHITE MOUNTAINS													
1990-91	32	15.63	5	n/a	6	33.33	2					38	7
1991-92	49	20.41	10	12	8	50.00	4					57	14
1992-93	47	23.40	11	12	5	40.00	2					52	13
1993-94	75	22.53	16	4	3	0.00	0					78	16
1994-95	46	21.74	10	4	3	0.00	0					49	10
WRANGELL MOUNTAINS													
1990-91	720	51.53	371	n/a	5	40.00	2					725	373
1991-92	843	51.01	430	n/a	1	0.00	0					844	430
1992-93	760	42.24	321									760	321
1993-94	788	39.09	308									788	308
1994-95	719	37.97	273									719	273
UNKNOWN													
1990-91	86	17.44	15	n/a	8	50.00	4					90	19
1991-92	85	11.90	10	n/a	35	37.14	13					120	23
1992-93	100	17.82	18	n/a	1	0.0	0					101	18
1993-94	101	8.91	9									101	9
1994-95	59	10.17	6									59	6
TOTAL STATEWIDE													
1990-91	2948		1208		442		167		0		0	3386	1375
1991-92	3160		1241		505		192		42		26	3707	1459
1992-93	2814		936		457		161		n/a		35	3321	1132
1993-94	2952		908		464		166		61		27	3477	1101
1994-95	2868		883		420		140		15		17	3303	1040

UNSEALED FURBEARERS: HISTORICAL TRAPPER ACQUISITION AND TRAPPER EXPORT [1] BY REGULATORY YEAR

GMU	REG. YEAR	COYOTE	FOX (ALL TYPES)	MARTEN[2]	MINK	MUSKRAT	SQUIRREL	WEASEL
1	1990-91	0	0	729	247	0	0	34
	1991-92	1	0	815	281	0	19	9
	1992-93	2	3	159	85	0	0	10
	1993-94	0	0	197	81	12	7	2
	1994-95	0	0	280	101	1	13	5
2	1990-91	0	0	292	50	0	0	0
	1991-92	0	1	258	121	0	0	3
	1992-93	0	0	243	61	0	0	0
	1993-94	0	0	136	149	0	0	0
	1994-95	0	0	331	191	0	0	0
3	1990-91	0	0	63	78	0	0	0
	1991-92	0	0	131	217	0	0	11
	1992-93	0	0	45	16	3	0	17
	1993-94	0	1	102	89	0	0	9
	1994-95	0	0	39	36	0	0	1
4	1990-91	0	0	512	217	0	0	2
	1991-92	0	0	1680	503	0	0	14
	1992-93	0	0	414	118	0	22	9
	1993-94	0	0	220	151	0	0	0
	1994-95	0	0	129	76	0	0	0
5	1990-91	0	0	10	0	0	0	0
	1991-92	0	0	7	0	0	0	0
	1992-93	0	0	5	2	0	0	0
	1993-94	0	0	42	0	0	0	0
	1994-95	0	0	40	0	0	0	0

[1] Acquisition data and export data are combined to account for furs acquired through trapping effort and consequently sold to furbuyers, plus furs exported out of state by trappers for tanning. Furs tanned within Alaska, either by home tanning or commercial methods, are not reflected in these data. These data are by no means comprehensive, and may not reflect furs trapped within a given year, as the furs reported on here may be kept for unspecified periods of time before being sold to fur dealers or exported for tanning. These data reflect fur transactions only, and may not accurately reflect actual furbearer harvests. These data are for unsealed furbearers only. More reliable data on sealed furbearers may be found elsewhere in this book.

[2] Marten are sealed in GMU's 1-5, 7, 13(E), and 14-16. Throughout the remainder of Alaska, no sealing of marten is required. Numbers of marten taken from areas where sealing is required may be found in the GMU and SPECIES sections of this book. The figures in this table include transactions with sealed as well as unsealed marten.

UNSEALED FURBEARERS: HISTORICAL TRAPPER ACQUISITION AND TRAPPER EXPORT [1] *BY REGULATORY YEAR*

GMU	REG. YEAR	COYOTE	FOX (ALL TYPES)	MARTEN[2]	MINK	MUSKRAT	SQUIRREL	WEASEL
6	1990-91	0	0	24	20	0	0	4
	1991-92	9	0	28	38	6	0	0
	1992-93	0	0	5	21	0	0	3
	1993-94	0	0	0	9	0	0	0
	1994-95	5	0	30	18	0	0	4
7	1990-91	5	0	25	33	2	2	6
	1991-92	0	0	0	9	0	0	2
	1992-93	2	0	0	6	11	0	7
	1993-94	18	0	20	26	0	4	11
	1994-95	7	0	1	1	0	27	0
8	1990-91	0	152	6	0	0	0	0
	1991-92	0	33	0	0	12	0	0
	1992-93	0	25	3	0	0	0	0
	1993-94	0	27	0	0	0	0	0
	1994-95	0	46	14	0	0	0	1
9	1990-91	4	138	134	54	0	0	0
	1991-92	2	39	8	26	0	0	0
	1992-93	3	6	7	25	0	1	0
	1993-94	2	13	0	0	0	0	0
	1994-95	5	49	68	6	6	0	0
10	1990-91	0	16	0	0	0	0	0
	1991-92	0	3	26	0	0	0	0
	1992-93	0	38	0	0	0	0	0
	1993-94	0	0	0	0	0	0	0
	1994-95	0	1	5	2	0	0	0

[1] Acquisition data and export data are combined to account for furs acquired through trapping effort and consequently sold to furbuyers, plus furs exported out of state by trappers for tanning. Furs tanned within Alaska, either by home tanning or commercial methods, are not reflected in these data. These data are by no means comprehensive, and may not reflect furs trapped within a given year, as the furs reported on here may be kept for unspecified periods of time before being sold to fur dealers or exported for tanning. These data reflect fur transactions only, and may not accurately reflect actual furbearer harvests. These data are for unsealed furbearers only. More reliable data on sealed furbearers may be found elsewhere in this book.

[2] Marten are sealed in GMU's 1-5, 7, 13(E), and 14-16. Throughout the remainder of Alaska, no sealing of marten is required. Numbers of marten taken from areas where sealing is required may be found in the GMU and SPECIES sections of this book. The figures in this table include transactions with sealed as well as unsealed marten.

UNSEALED FURBEARERS: HISTORICAL TRAPPER ACQUISITION AND TRAPPER EXPORT [1] BY REGULATORY YEAR

GMU	REG. YEAR	COYOTE	FOX (ALL TYPES)	MARTEN[2]	MINK	MUSKRAT	SQUIRREL	WEASEL
11	1990-91	1	17	141	8	0	0	1
	1991-92	15	12	332	17	0	1	9
	1992-93	0	0	25	0	0	0	0
	1993-94	5	0	52	0	0	0	15
	1994-95	0	14	380	3	0	0	12
12	1990-91	4	66	539	28	4	0	11
	1991-92	7	83	552	44	1013	0	1
	1992-93	5	17	188	14	0	2	11
	1993-94	1	49	421	98	1144	0	1
	1994-95	17	35	575	27	515	21	9
13	1990-91	18	103	210	65	7	3	24
	1991-92	9	43	281	37	59	50	4
	1992-93	11	47	125	29	60	0	7
	1993-94	23	96	271	59	26	5	27
	1994-95	30	122	468	72	23	4	81
14	1990-91	10	14	101	10	129	0	2
	1991-92	17	2	19	31	120	0	2
	1992-93	26	15	6	39	83	1	3
	1993-94	26	19	6	38	268	5	2
	1994-95	14	10	23	29	194	2	10
15	1990-91	4	0	6	26	0	108	0
	1991-92	14	0	9	35	2	1	2
	1992-93	10	0	4	70	0	0	1
	1993-94	16	1	3	85	4	0	22
	1994-95	21	0	4	33	1	8	8

[1] Acquisition data and export data are combined to account for furs acquired through trapping effort and consequently sold to furbuyers, plus furs exported out of state by trappers for tanning. Furs tanned within Alaska, either by home tanning or commercial methods, are not reflected in these data. These data are by no means comprehensive, and may not reflect furs trapped within a given year, as the furs reported on here may be kept for unspecified periods of time before being sold to fur dealers or exported for tanning. These data reflect fur transactions only, and may not accurately reflect actual furbearer harvests. These data are for unsealed furbearers only. More reliable data on sealed furbearers may be found elsewhere in this book.

[2] Marten are sealed in GMU's 1-5, 7, 13(E), and 14-16. Throughout the remainder of Alaska, no sealing of marten is required. Numbers of marten taken from areas where sealing is required may be found in the GMU and SPECIES sections of this book. The figures in this table include transactions with sealed as well as unsealed marten.

UNSEALED FURBEARERS: HISTORICAL TRAPPER ACQUISITION AND TRAPPER EXPORT [1] BY REGULATORY YEAR

GMU	REG. YEAR	COYOTE	FOX (ALL TYPES)	MARTEN[2]	MINK	MUSKRAT	SQUIRREL	WEASEL
16	1990-91	3	8	98	7	2	6	0
	1991-92	8	4	166	61	0	0	4
	1992-93	7	5	74	0	0	0	0
	1993-94	20	10	91	11	2	0	0
	1994-95	4	4	78	6	0	0	25
17	1990-91	4	169	176	33	0	5	1
	1991-92	0	43	182	1	0	0	0
	1992-93	0	16	49	11	0	0	0
	1993-94	0	1	73	5	0	0	0
	1994-95	1	18	81	1	0	0	1
18	1990-91	0	378	200	4899	300	0	1
	1991-92	0	264	204	994	68	135	0
	1992-93	0	210	72	4211	13	0	0
	1993-94	0	143	151	647	9	0	0
	1994-95	0	18	10	4	0	0	0
19	1990-91	1	38	1606	82	2	0	8
	1991-92	0	38	1541	50	22	0	1
	1992-93	11	15	1103	32	1	5	16
	1993-94	3	34	1081	16	0	0	2
	1994-95	1	20	1178	9	0	0	1
20	1990-91	3	283	3706	172	8	430	23
	1991-92	52	661	4501	167	37	341	34
	1992-93	18	95	1181	68	2	531	11
	1993-94	99	235	2786	143	6	436	72
	1994-95	35	110	1947	83	47	89	19

[1] Acquisition data and export data are combined to account for furs acquired through trapping effort and consequently sold to furbuyers, plus furs exported out of state by trappers for tanning. Furs tanned within Alaska, either by home tanning or commercial methods, are not reflected in these data. These data are by no means comprehensive, and may not reflect furs trapped within a given year, as the furs reported on here may be kept for unspecified periods of time before being sold to fur dealers or exported for tanning. These data reflect fur transactions only, and may not accurately reflect actual furbearer harvests. These data are for unsealed furbearers only. More reliable data on sealed furbearers may be found elsewhere in this book.

[2] Marten are sealed in GMU's 1-5, 7, 13(E), and 14-16. Throughout the remainder of Alaska, no sealing of marten is required. Numbers of marten taken from areas where sealing is required may be found in the GMU and SPECIES sections of this book. The figures in this table include transactions with sealed as well as unsealed marten.

UNSEALED FURBEARERS: HISTORICAL TRAPPER ACQUISITION AND TRAPPER EXPORT [1] *BY REGULATORY YEAR*

GMU	REG. YEAR	COYOTE	FOX (ALL TYPES)	MARTEN[2]	MINK	MUSKRAT	SQUIRREL	WEASEL
21	1990-91	1	104	1608	27	0	0	0
	1991-92	0	22	1556	46	0	0	4
	1992-93	0	1	316	50	0	0	0
	1993-94	1	28	907	17	4	0	0
	1994-95	0	13	468	6	0	0	0
22	1990-91	0	5	14	0	0	0	0
	1991-92	0	0	4	0	0	0	0
	1992-93	0	42	0	0	0	0	0
	1993-94	0	15	0	0	0	0	0
	1994-95	0	1	0	0	0	0	0
23	1990-91	0	1	39	1	0	0	0
	1991-92	0	0	40	0	0	0	0
	1992-93	0	1	301	21	0	0	0
	1993-94	8	0	117	1	0	0	2
	1994-95	0	0	57	3	2	1	0
24	1990-91	0	9	756	9	0	0	6
	1991-92	0	28	954	14	0	0	0
	1992-93	0	2	252	6	2	33	11
	1993-94	0	8	609	3	1	29	3
	1994-95	0	5	97	1	0	24	2
25	1990-91	0	171	2070	42	23	25	6
	1991-92	1	188	2786	46	311	54	17
	1992-93	1	43	883	17	167	24	5
	1993-94	2	120	1234	34	92	4	11
	1994-95	1	143	1422	54	776	29	19

[1] Acquisition data and export data are combined to account for furs acquired through trapping effort and consequently sold to furbuyers, plus furs exported out of state by trappers for tanning. Furs tanned within Alaska, either by home tanning or commercial methods, are not reflected in these data. These data are by no means comprehensive, and may not reflect furs trapped within a given year, as the furs reported on here may be kept for unspecified periods of time before being sold to fur dealers or exported for tanning. These data reflect fur transactions only, and may not accurately reflect actual furbearer harvests. These data are for unsealed furbearers only. More reliable data on sealed furbearers may be found elsewhere in this book.

[2] Marten are sealed in GMU's 1-5, 7, 13(E), and 14-16. Throughout the remainder of Alaska, no sealing of marten is required. Numbers of marten taken from areas where sealing is required may be found in the GMU and SPECIES sections of this book. The figures in this table include transactions with sealed as well as unsealed marten.

UNSEALED FURBEARERS: HISTORICAL TRAPPER ACQUISITION AND TRAPPER EXPORT [1] *BY REGULATORY YEAR*

GMU	REG. YEAR	COYOTE	FOX (ALL TYPES)	MARTEN[2]	MINK	MUSKRAT	SQUIRREL	WEASEL
26	1990-91	0	68	56	0	0	0	1
	1991-92	0	44	59	0	0	0	1
	1992-93	0	9	6	0	0	0	0
	1993-94	0	110	0	0	0	0	0
	1994-95	0	31	0	0	23	0	0
27[3]	1990-91	22	205	1653	717	153	24	15
	1991-92	10	178	2630	2692	611	70	65
	1992-93	20	176	367	6129	61	0	12
	1993-94	32	152	1775	783	26	118	56
	1994-95	29	131	766	870	293	11	65
STATEWIDE TOTALS								
	1990-91	80	1945	14774	6825	630	603	145
	1991-92	145	1686	18769	5430	2261	671	183
	1992-93	116	766	5833	11031	403	619	123
	1993-94	256	1062	10294	2445	1594	608	235
	1994-95	170	771	8491	1632	1881	229	263

[1] Acquisition data and export data are combined to account for furs acquired through trapping effort and consequently sold to furbuyers, plus furs exported out of state by trappers for tanning. Furs tanned within Alaska, either by home tanning or commercial methods, are not reflected in these data. These data are by no means comprehensive, and may not reflect furs trapped within a given year, as the furs reported on here may be kept for unspecified periods of time before being sold to fur dealers or exported for tanning. These data reflect fur transactions only, and may not accurately reflect actual furbearer harvests. These data are for unsealed furbearers only. More reliable data on sealed furbearers may be found elsewhere in this book.

[2] Marten are sealed in GMU's 1-5, 7, 13(E), and 14-16. Throughout the remainder of Alaska, no sealing of marten is required. Numbers of marten taken from areas where sealing is required may be found in the GMU and SPECIES sections of this book. The figures in this table include transactions with sealed as well as unsealed marten.

[3] Fur transactions without an accompanying GMU designation are assigned to "GMU 27", a fictional GMU used simply for information that cannot be assigned elsewhere. Many trappers do not indicate the GMU where furs were trapped when filling out acquisition and export forms. For more information, contact the Department of Fish and Game.



MIGRATORY BIRD HARVEST AND HUNTER PARTICIPATION CURRENT DATA AND TRENDS

Introduction

The format and content of migratory bird harvest and hunter participation information has been significantly revised for this issue of the Alaska Wildlife Harvest Summary. Hopefully, this new presentation will provide a clearer understanding of how harvest data are obtained and a more comprehensive account of current harvests and trends. In addition, the analysis is intended to illustrate correlation between harvests, migratory bird population levels, and changes in regulations.

Sources of Data

Federal Sources

Information on migratory bird hunters and harvest in Alaska are obtained through a combination of state and federal harvest surveys and duck stamp sales. The U.S. Fish and Wildlife Service (USFWS) tallies the number of Migratory Bird Hunting Stamps (federal duck stamps) sold in each state and subtracts the estimated proportion sold to non-hunting stamp collectors. This provides the most accurate estimate of people that hunt migratory birds in Alaska each year.

USFWS also conducts a nationwide mail questionnaire survey of federal duck stamp buyers at certain post offices to estimate hunter activity and harvests in the state. Sampled hunters are sent a harvest survey form to fill out after the hunting season closes. Data from the response cards are used to develop annual estimates of active hunters, hunter-days (total of any part of a day in the field, by all hunters), and harvest of geese and ducks by sampling regions. Neither the federal nor state harvest surveys ask hunters to report the species of ducks they harvest because of potential mis-identification. To obtain information on species composition in the harvest, the USFWS Federal Parts Collection Survey asks a sample of hunters to send in one wing from each duck they bag, and tails of geese. Sample wings and tails are later classified by species, sex, and age of ducks, providing valuable information on harvest composition, annual production of ducks and geese in Alaska, and the effects of species-specific regulations.

State Sources

The Alaska Department of Fish and Game (ADFG) also conducts a mail questionnaire survey of Alaska's migratory bird hunters. Two of every five buyers of state duck stamps are given a card at the time of purchase to record their hunting activity and harvests. Hunters are asked to mail the postage-paid cards at the end of their seasonal hunting. The department also collects harvest information from hunters that participate in registration permit hunts for tundra swans in GMUs 18 and 22.

We believe that the current state survey provides better harvest estimates than the federal survey because:

- ☐ More hunters respond to the state survey, providing larger samples and more accurate estimates, especially for harvests of geese and sea ducks.
- ☐ Sampling of hunters in the state survey provides more uniform geographic coverage and data on local harvest areas than regional sampling of post offices in the federal survey.
- ☐ The state survey is the only source of data on sandhill crane and snipe harvests.

In 1998, Alaska will join the new national Harvest Information Program (HIP) in a cooperative effort between USFWS and ADFG to improve and combine hunter surveys. In the past, state and federal waterfowl survey systems have been ineffective in distributing questionnaires, obtaining sufficient responses from hunters, and capturing harvest data for all migratory game bird species. Cooperation

of all hunters will help improve harvest data and ensure the most favorable regulations.

All migratory bird harvest surveys reported here sample only hunters that purchase duck stamps, and they rely on voluntary reporting by hunters. In Alaska, it is understood that an unknown proportion of hunters, particularly in rural areas, do not buy licenses and do not participate in mail harvest surveys. ADFG Division of Subsistence has conducted separate surveys in many rural communities to estimate wildlife harvests, including migratory birds. The results of those surveys (Wolfe et al. 1990) are not mutually exclusive from the data presented here, because the proportions of rural harvest by licensed hunters is unknown. About 13-15,000 migratory bird hunters in rural Alaska harvest about 210,000 ducks, 80,000 geese, 7,000 swans, and 5,000 sandhill cranes.

Methods of Data Analysis

The state harvest questionnaire is designed to obtain harvest reports for ducks (dabblers and divers combined), sea ducks, 5 species of geese, sandhill cranes, and snipe. Estimates are calculated for the entire state, 12 geographic harvest regions (Figure 1), and for several specific locations where hunter activity and reported harvest is relatively high (for example; Minto Flats, Susitna Flats, and Stikine River Flats).

Harvest survey cards returned by hunters are collected through April of each year. The responses to each question or harvest category on survey cards are tallied to obtain total numbers for each response. Estimates of statewide sport harvest and hunter activity are then extrapolated from each total reported. A brief summary of calculations follows.

Estimate Calculations

First, the number of active hunters is estimated:

(Total stamp sales) – (per cent of survey respondents who purchased stamps but did not hunt + per cent of survey respondents who purchased stamps as collectors)

Next, average birds harvested per hunter is calculated as:

(Total number of harvested birds reported) (reporting bias correction factor) ÷ (number of respondents who hunted)

- ☐ The reporting bias correction factor, estimated from federal harvest surveys, corrects for prestige (brag inflation) and memory (forgotten harvest) factors affecting reports from hunters (Voelzer et al. 1982). Our estimates of sandhill crane and snipe harvests are not calculated with a correction factor.

Finally, the harvest estimate is then calculated as:

(Total number of birds/hunter) (Total number of active hunters)

Recent Migratory Bird Hunting Regulations

Migratory bird hunting seasons and bag limits are established for five zones in Alaska (Figure 2), generally following GMU boundaries and reflecting differences in bird resources and climatic conditions. Alaska has had the earliest (September 1) and longest (107 days) allowable migratory seasons in the country for many years, to provide as much hunting opportunity as possible before freeze-up and departure of birds. Season dates and lengths have not changed in Alaska since the mid-1970's.

Bag limits for migratory birds are generally higher in Alaska than elsewhere, in consideration of early departure of waterfowl and short seasonal hunting opportunities, especially in the northern and western parts of the state. Also for these reasons, duck bag limits are highest in the North Zone, and Alaskans are afforded a separate limit of sea ducks. In general, managers try to minimize confusing changes and ineffective tinkering with bag limits, but occasionally conservation concerns for specific stocks of birds require restrictions in appropriate zones and GMUs.

During the 1988-1994 period featured in this report, several significant restrictions

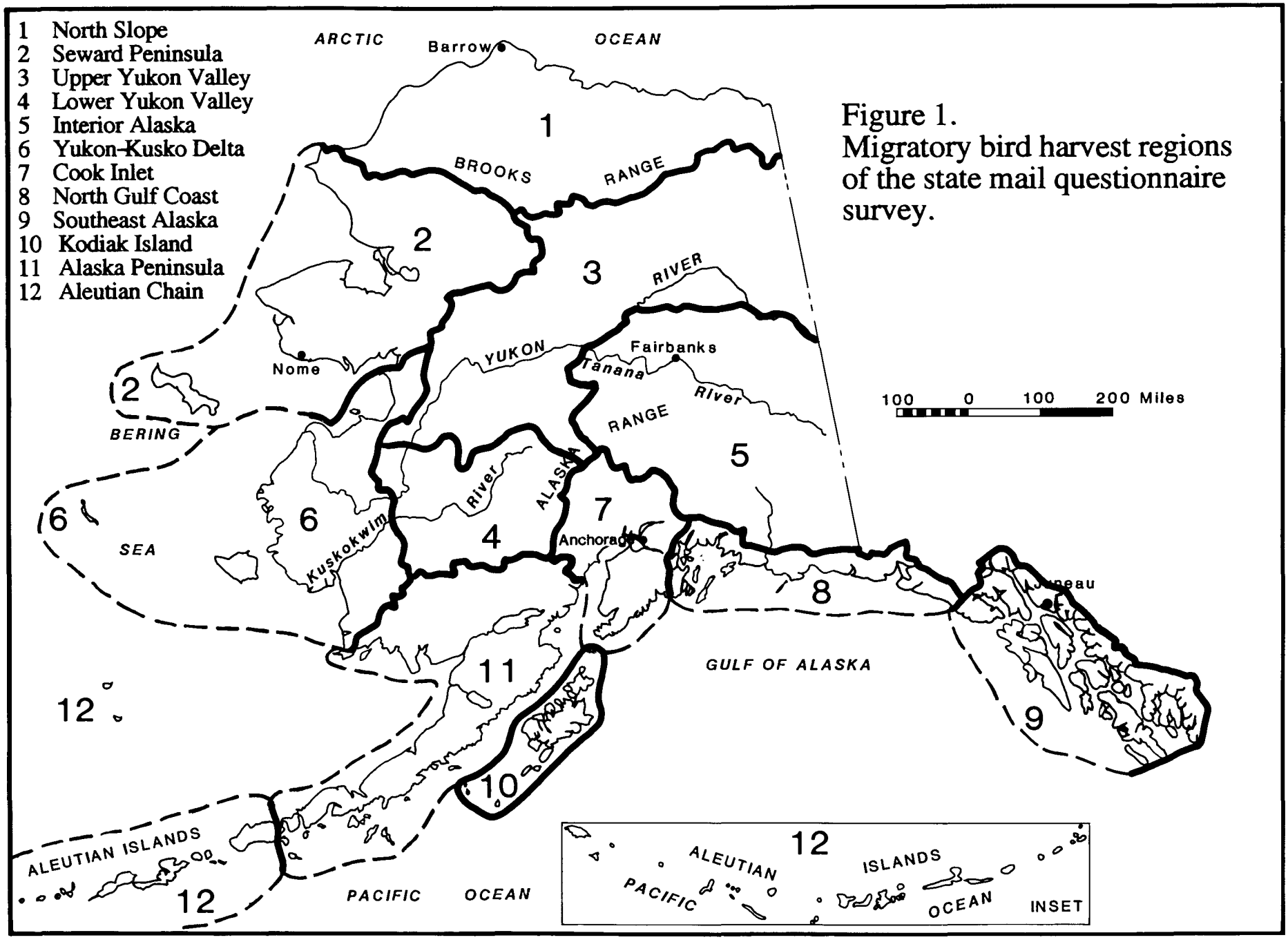

Figure 1.
Migratory bird harvest regions of the state mail questionnaire survey.

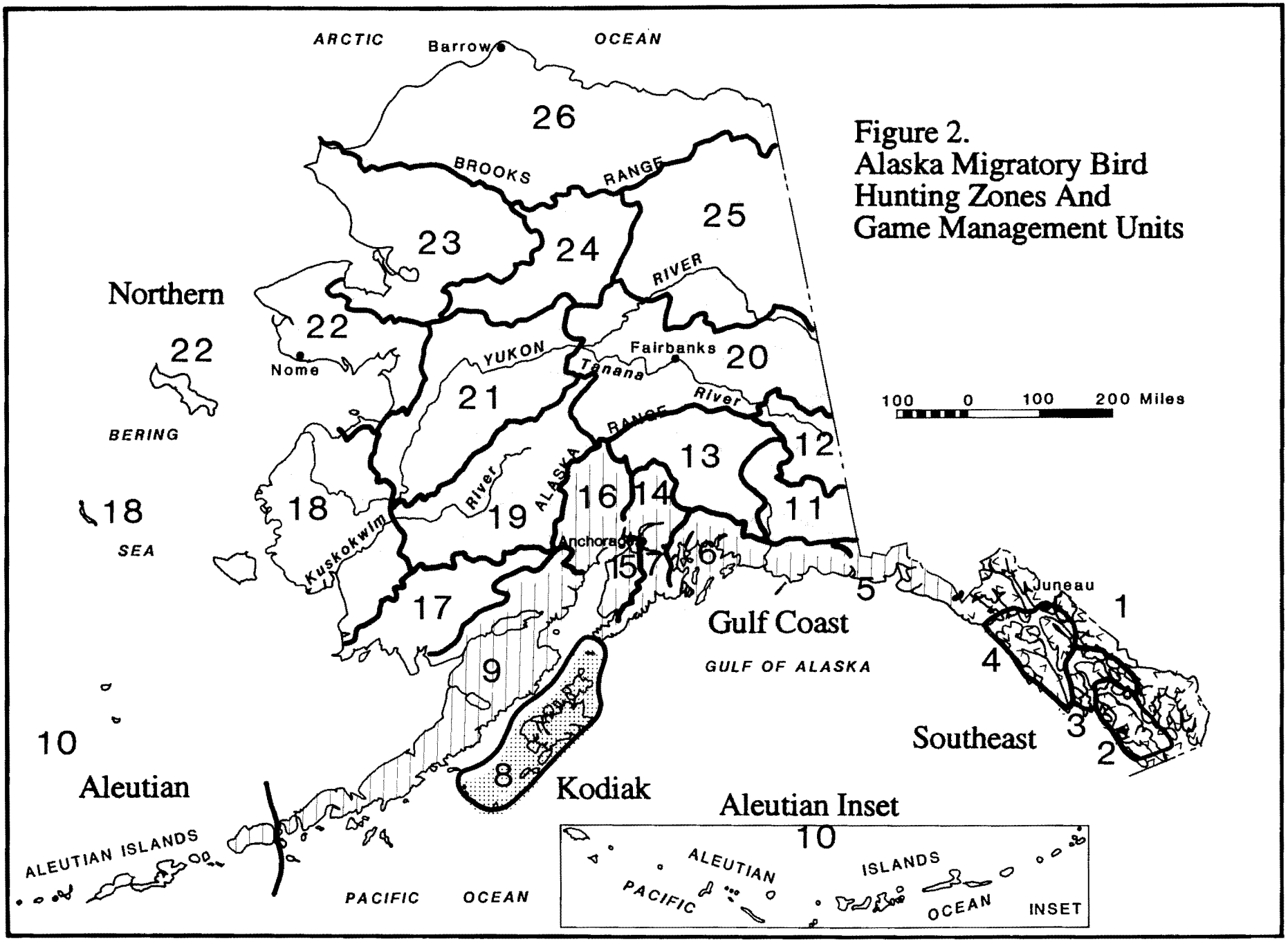

Figure 2.
Alaska Migratory Bird
Hunting Zones And
Game Management Units

Summary of 1994-95 Migratory Bird Hunting Regulations

Regulation Zone	Season Dates
North Zone	Sept. 1—Dec. 16
Gulf Coast Zone	Sept. 1—Dec. 16
Southeast Zone	Sept. 1—Dec. 16
Pribilof & Aleutian Islands Zone	Oct. 8—Jan. 22
Kodiak Zone	Oct. 8—Jan. 22

Daily-Possession Bag Limits

Regulation Zone	Ducks[1]	Geese[2]	Emperor Geese	Brant Brant	Common Snipe	Sandhill Cranes
North Zone	8-24	6-12	Closed	2-4	8-16	3-6[3]
Gulf Coast Zone	6-18	6-12	Closed	2-4	8-16	2-4
Southeast Zone	5-15	6-12	Closed	2-4	8-16	2-4
Pribilof and Aleutian Islands Zone	5-15	6-12	Closed	2-4	8-16	2-4
Kodiak Zone	5-15	6-12	Closed	2-4	8-16	2-4

[1] In State Game Management Units (Units) 1-26 (Statewide), the basic bag limits may include not more than 2 pintails daily, 6 in possession, and 1 canvasback daily, 3 in possession. In addition to the basic daily bag and possession limits, a daily bag limit of 15 and a possession limit of 30 is permitted singly or in the aggregate of the following species: scoter, king and common eider, oldsquaw, harlequin ducks, and common and red-breasted mergansers. In Units 6(D) and 7, the season for harlequin ducks will be October 1 through December 16. The season is closed for Steller's and spectacled eiders.

[2] No more than 4 daily, 8 in possession, may be any combination of Canada and/or white-fronted geese, except in Units 9(E) and 18 the bag limits for Canada geese are 1 daily, 2 in possession. In Units 5 and 6, the taking of Canada geese is only permitted from September 21 through December 16. In Units 8 and 10 (except Unimak Island) the taking of Canada geese is prohibited. In Unit 1(C) the taking of snow geese is prohibited. In Units 1-26 (Statewide), the taking of Aleutian Canada geese and emperor geese is prohibited.

[3] In Unit 17 bag limits for sandhill cranes are 2 daily, 4 in possession.

Special Tundra Swan Seasons:

In Unit 22, there will be a tundra swan season from September 1 through October 30, with a season limit of 1 tundra swan per hunter. This season is by registration permit only. Up to 300 permits may be issued.

In Unit 18, there will be an experimental tundra swan season from September 1 through October 31, with a limit of 1 tundra swan per permit. More than 1 permit per season may be issued, with issuance one at a time upon filing a harvest report. Up to 500 permits may be issued.

Falconry: The total combined bag and possession limit for migratory game birds taken with the use of a falcon under a falconry permit is 3 per day, 6 in possession, and may not exceed a more restrictive limit for any species listed in this subsection.

were in place for duck and goose hunting. When a protracted drought hit the mid-continent prairies through the 1980s, duck production fell precipitously and North American duck populations reached historic low levels.

In response, duck harvest restrictions were imposed in all states. For the first time in Alaska, a 3-pintail limit was applied, during 1985 and only in the Gulf Coast Zone. By 1988, conditions worsened and all daily duck limits in Alaska were reduced by two birds, and no more than 2 ducks could be pintails. These were the most restrictive Alaska duck limits in 20 years. Duck populations did not rebound significantly until 1994; two birds were restored to Alaska duck limits and the pintail restriction was removed in 1995.

Declines in goose populations that nest in western Alaska triggered hunting restrictions in that area, as well as in the Gulf Coast Zone:

- ☐ Seasons on cackling Canada geese (mostly GMUs 18 and 9) were closed in 1984.
- ☐ Daily limits on white-fronted geese and brant were reduced to 2.
- ☐ The Emperor goose season has been closed since 1986.

By 1994, population recovery permitted resumption of limited cackling Canada goose hunting in GMUs 9 and 18, and up to four white-fronted geese were again allowed in daily bags. Since 1984, the opening of Canada goose season in GMU's 5 and 6 has been delayed several weeks to reduce harvest on dusky Canada geese.

Results of 1994-95 Harvest Survey

Harvest estimates and hunting activity for the 1994-95 waterfowl season, summary data from 1988-1994 (except for 1991—no state survey was conducted), and long-term data are presented in the tables and graphs at the end of this section.

We received 998 harvest survey cards out of 4286 issued for a response rate of 23.3%. Of those respondents, 741 reported hunting at least 1 day, 232 did not hunt, and 25 returned incomplete survey cards that were not usable. The estimated number of state stamps sold was 10,715, and of federal stamps sold was 10,459.

The number of active hunters was estimated at 6319 by the state survey and 7314 by the federal survey.

The total duck harvest of 47,500 in 1994 was only slightly below the 1993 harvest (approximately 5%), but represents the lowest duck harvest by federal records and second lowest duck harvest in state estimates since the mid-1960s. The total goose harvest increased by about 30% in 1994 bringing the harvest back up toward the 5 year average after a low season in 1993. The 5 year average of state estimates was within 2% of the federal average for total ducks harvested, and 7% for total geese harvested.

Recent Trends in Alaska's Migratory Bird Harvests

The most apparent trend in Alaska's recent waterfowl harvests is the decline in duck harvest to 30-year low levels, associated with bag limit restrictions implemented in 1985 and 1988. During this period, statewide duck harvest averaged 24% less than the previous six years with normal bag limits. In addition, pintails in the Alaska harvest dropped to a record low of 4200, down 71% from the 30-year average, and they now rank 3rd in the bag behind wigeon.

Duck harvests are affected by the size of duck populations, climatic conditions affecting migration, and the level of hunter activity , as well as by regulatory constraints. Over the long term, Alaska's duck harvest has been less than 1% of the U.S. harvest and less than 3% of the Pacific Flyway harvest. During the 1985-94 restrictive period, the number of ducks in Alaska, measured by spring breeding bird surveys, was above the long-term average by 15%, and by 29% for dabbling ducks that predominate in the harvest. The spring index of pintails in Alaska has been

relatively stable at about 750,000, in contrast to the sharp decline elsewhere during the 1980s.

The most likely factor producing Alaska's low duck harvests in the 1990s was a decline in the number of active hunters. During 1992-94, there were fewer Alaskans hunting waterfowl than any time since the surge in the state's population during the 1970's. By federal estimates, the number of hunters in 1994 was the lowest since 1967. There has been little recent change in the average number of days hunters spent in the field per year or average ducks per hunter per year (suggesting that dedicated waterfowl hunters participate in good times and bad), so the significant drop in duck harvests relates mostly to fewer hunters actively participating in duck hunting. Alaska's duck harvest data also suggest that the 3- and 2-pintail limits imposed on hunters through 1994 produced significant reductions in pintail harvest.

In general, trends in Alaska goose harvests have reflected conservation measures implemented for Canada and white-fronted geese, and brant since the mid-1980s. Since then, total goose harvest has been relatively stable. Taverner's and Lesser Canada geese make up most of the harvest, largely from the Alaska Peninsula (Cold Bay) and Cook Inlet regions. The harvest of Pacific white-fronted geese has been small and constrained by 2-bird bag limits, until the 1994 limits again permitted up to 4 daily. Brant harvests have been small since a daily limit of 2 was put in place for all Pacific Flyway states; in Alaska, most brant are harvested at Izembek Lagoon and other Alaska Peninsula areas.

ESTIMATES OF ACTIVE WATERFOWL HUNTERS

HUNTER DAYS AFIELD

HARVEST REGION		88-89	89-90	90-91	92-93	93-94	94-95	5 YEAR[1] AVERAGE
1	North Slope	319	0	24	204	157	17	81
2	Seward Peninsula	319	383	227	871	306	955	548
3	Upper Yukon Valley	1197	746	1217	871	87	60	596
4	Lower Yukon Valley	714	121	83	249	1030	256	348
5	Interior Alaska	352	8542	9852	6962	7745	6276	7875
6	Yukon-Kusko Delta	7756	343	668	204	306	324	369
7	Cook Inlet	615	10912	16818	14305	15420	14949	14481
8	North Gulf Coast	18028	2098	2970	2569	1895	1944	2295
9	Southeast Alaska	3241	4901	6727	4926	4803	4400	5151
10	Kodiak Island	6757	2995	918	1120	2244	3411	2138
11	Alaska Peninsula	2560	1654	3483	2498	2061	2976	2534
12	Aleutian Chain	2274	182	620	462	707	60	406
0	Unknown	363	192	740	569	375	546	484
STATE - STATEWIDE HUNTER DAYS EST.		44494	33069	44346	35812	37136	36174	37308
FEDERAL - STATEWIDE HUNTER DAYS EST.		55200	50800	55300	55500	38100	43000	48540

NUMBER OF ACTIVE WATERFOWL HUNTERS STATEWIDE

ESTIMATE	88-89	89-90	90-91	91-92	92-93	93-94	94-95	5 YEAR[1] AVERAGE
STATE	12870	7392	8922	n/a	6206	6601	6319	7088
FEDERAL	9719	9012	9689	8811	7952	7419	7314	8237

[1]5 year average includes regulatory year 1989-90 through 1994-95. No data available for regulatory year 1991-92

ESTIMATES OF REGIONAL DUCK HARVEST

HARVEST REGION		88-89	89-90	90-91	92-93	93-94	94-95	5 YEAR[1] AVERAGE
DABBLER/DIVING DUCK HARVEST								
1	North Slope	83	0	20	7	270	21	64
2	Seward Peninsula	844	320	289	824	153	327	383
3	Upper Yukon Valley	688	598	1682	1150	0	285	743
4	Lower Yukon Valley	1348	236	229	727	984	292	493
5	Interior Alaska	16394	13274	16694	9068	12447	7779	11852
6	Yukon-Kusko Delta	1540	631	926	460	204	762	597
7	Cook Inlet	35228	18913	31258	23693	20077	22305	23249
8	North Gulf Coast	4905	1953	4111	4207	2215	2619	3021
9	Southeast Alaska	8839	5875	11747	7532	5969	5957	7416
10	Kodiak Island	4190	2146	1025	1299	2033	3139	1928
11	Alaska Peninsula	3255	2525	4848	4222	3542	3416	3711
12	Aleutian Chain	128	0	319	312	547	100	255
0	Unknown	394	210	856	683	598	498	569
TOTAL DABBLER/DIVING		77836	46681	74003	54183	49038	47500	54281
SEA DUCK HARVEST								
1	North Slope	64	0	0	0	44	0	9
2	Seward Peninsula	128	8	0	30	255	14	61
3	Upper Yukon Valley	0	0	259	15	0	0	55
4	Lower Yukon Valley	0	17	0	0	51	21	18
5	Interior Alaska	193	210	329	341	466	384	346
6	Yukon-Kusko Delta	147	76	169	30	22	43	68
7	Cook Inlet	2366	1456	896	1187	1691	676	1181
8	North Gulf Coast	202	109	747	134	226	641	371
9	Southeast Alaska	1091	1018	1394	646	787	548	879
10	Kodiak Island	1522	2298	1354	942	2543	2854	1998
11	Alaska Peninsula	165	160	557	67	109	278	234
12	Aleutian Chain	458	101	100	171	379	43	159
0	Unknown	9	152	10	59	87	28	67
TOTAL SEA DUCK		6345	5606	5814	3621	6661	5530	5446
STATE - STATEWIDE DUCK HARVEST EST.		84181	52287	79817	57804	55699	53030	59727
FEDERAL - STATEWIDE DUCK HARVEST EST.		78569	69551	78089	64282	48406	43884	60842

[1]5 year average includes regulatory year 1989-90 through 1994-95. No data available for regulatory year 1991-92

SPECIES COMPOSITION (%) OF ANNUAL DUCK HARVEST FROM FEDERAL PARTS COLLECTION SURVEY

Year	Mallard	Gadwall	Wigeon	Green-wing Teal	Northern Shoveler	Northern Pintail	Divers	Sea Ducks
1966	25.4	3.0	16.6	17.3	3.1	21.5	3.9	9.1
1967	29.8	0.4	12.2	22.0	5.0	17.3	2.9	10.2
1968	24.6	0.5	13.4	18.1	7.5	24.9	5.2	5.1
1969	28.4	1.4	18.3	16.5	2.9	16.6	5.0	10.8
1970	32.5	0.7	15.5	12.4	4.3	20.4	4.3	9.4
1971	33.3	0.8	18.4	11.1	3.8	22.8	3.1	6.8
1972	26.6	0.5	16.3	14.9	5.1	27.5	4.8	4.0
1973	28.0	0.4	16.0	13.6	4.2	28.2	4.9	4.3
1974	28.4	0.9	18.1	15.5	3.6	16.6	7.5	9.3
1975	24.2	0.4	19.0	13.4	4.9	22.3	7.7	8.1
1976	31.7	0.7	13.0	14.2	7.2	21.1	5.4	6.4
1977	29.7	0.6	11.0	15.7	5.4	24.8	4.4	7.7
1978	32.9	0.5	13.1	14.7	4.2	15.2	3.8	15.6
1979	36.6	0.9	15.8	15.8	3.9	14.2	4.2	8.2
1980	28.0	1.0	14.6	12.6	6.1	21.3	7.9	7.3
1981	30.3	1.4	13.2	14.6	3.5	23.9	5.5	7.1
1982	33.9	0.7	12.6	15.0	4.1	13.7	2.9	16.7
1983	29.8	1.6	17.6	13.9	5.1	14.3	7.9	9.6
1984	30.5	0.5	14.7	18.6	5.3	18.4	4.8	6.9
1985	27.1	1.1	15.4	15.3	7.0	18.0	5.8	10.1
1986	29.7	2.9	17.2	13.7	5.8	13.2	4.5	12.7
1987	30.9	2.6	18.8	14.7	4.1	13.1	5.3	10.3
1988	32.7	1.3	12.6	14.4	4.8	13.4	4.1	16.6
1989	33.0	3.2	17.8	13.1	5.8	15.9	4.1	7.0
1990	41.7	2.5	13.5	11.7	7.4	13.2	4.0	5.9
1991	35.5	1.2	14.9	18.0	5.2	11.4	8.2	5.3
1992	32.7	1.1	16.3	13.8	7.0	16.5	5.8	6.6
1993	36.4	3.0	18.8	12.5	6.6	8.8	5.2	8.6
1994	32.1	0.5	18.4	17.9	3.4	9.1	7.1	11.7
5 YEAR AVERAGES								
1966-1970	28.2	1.2	15.2	17.3	4.5	20.1	4.2	8.9
1971-1975	28.1	0.6	17.6	13.7	4.3	23.5	5.6	6.5
1976-1980	31.8	0.7	13.5	14.6	5.4	19.3	5.1	9.0
1981-1985	30.3	1.0	14.7	15.5	5.0	17.7	5.4	10.1
1986-1990	33.6	2.5	16.0	13.5	5.6	13.8	4.4	10.5
OVER-ALL AVERAGES								
Average	30.9	1.3	15.6	15.0	5.0	17.9	5.2	8.9
Std. Dev.	3.9	0.9	2.4	2.4	1.4	5.2	1.5	3.3

ESTIMATES OF REGIONAL GOOSE HARVEST

HARVEST REGION		88-89	89-90	90-91	92-93	93-94	94-95	5 YEAR[1] AVERAGE
CANADA GOOSE HARVEST								
1	North Slope	10	0	0	0	0	0	0
2	Seward Peninsula	278	57	22	134	25	48	57
3	Upper Yukon Valley	83	0	392	167	0	16	115
4	Lower Yukon Valley	175	19	56	25	16	16	26
5	Interior Alaska	547	1145	1041	467	410	432	699
6	Yukon-Kusko Delta	0	0	0	8	8	8	5
7	Cook Inlet	2857	795	1411	1043	975	953	1035
8	North Gulf Coast	536	322	202	534	180	304	308
9	Southeast Alaska	877	1070	1243	726	615	656	862
10	Kodiak Island	21	0	0	0	0	0	0
11	Alaska Peninsula	1660	606	2138	1085	820	1865	1303
12	Aleutian Chain	0	0	0	0	0	0	0
0	Unknown	0	0	22	275	0	0	60
TOTAL CANADA GOOSE		7044	4014	6527	4465	3049	4299	4471
SNOW GOOSE HARVEST								
1	North Slope	0	0	0	0	0	0	0
2	Seward Peninsula	0	0	0	0	90	0	18
3	Upper Yukon Valley	0	0	0	0	0	0	0
4	Lower Yukon Valley	0	0	0	0	0	0	0
5	Interior Alaska	0	0	0	0	0	0	0
6	Yukon-Kusko Delta	0	0	0	83	0	32	23
7	Cook Inlet	83	47	0	25	16	16	21
8	North Gulf Coast	0	0	0	8	0	0	2
9	Southeast Alaska	41	47	11	17	25	16	23
10	Kodiak Island	0	0	0	0	0	0	0
11	Alaska Peninsula	0	0	0	0	0	0	0
12	Aleutian Chain	0	0	0	0	0	0	0
0	Unknown	0	0	11	0	0	8	4
TOTAL SNOW GOOSE		124	95	22	134	131	72	91

[1]5 year average includes regulatory year 1989-90 through 1994-95. No data available for regulatory year 1991-92

ESTIMATES OF REGIONAL GOOSE HARVEST

HARVEST REGION		88-89	89-90	90-91	92-93	93-94	94-95	5 YEAR[1] AVERAGE
BLACK BRANT HARVEST								
1	North Slope	0	0	0	0	0	0	0
2	Seward Peninsula	41	0	0	0	74	0	15
3	Upper Yukon Valley	0	0	0	0	0	0	0
4	Lower Yukon Valley	0	0	0	0	0	0	0
5	Interior Alaska	10	76	11	0	0	32	24
6	Yukon-Kusko Delta	10	66	22	0	0	8	19
7	Cook Inlet	52	0	11	58	41	16	25
8	North Gulf Coast	21	0	11	0	8	0	4
9	Southeast Alaska	0	0	0	0	0	8	2
10	Kodiak Island	0	47	0	0	0	0	9
11	Alaska Peninsula	433	227	392	275	172	520	317
12	Aleutian Chain	0	0	0	0	0	0	0
0	Unknown	41	0	11	50	16	0	16
TOTAL BLACK BRANT		610	417	459	384	311	584	431
WHITE-FRONTED GOOSE HARVEST								
1	North Slope	52	0	0	0	0	0	0
2	Seward Peninsula	0	0	0	0	25	8	7
3	Upper Yukon Valley	0	0	45	50	0	8	21
4	Lower Yukon Valley	0	0	0	58	25	0	17
5	Interior Alaska	588	833	537	910	262	200	549
Mid-continent Subtotal		640	833	582	1018	312	216	592
6	Yukon-Kusko Delta	0	9	22	58	0	240	66
7	Cook Inlet	237	227	101	75	148	168	144
8	North Gulf Coast	10	0	11	17	0	0	6
9	Southeast Alaska	0	0	56	8	33	8	21
10	Kodiak Island	0	19	0	0	0	0	4
11	Alaska Peninsula	21	0	0	0	8	48	11
12	Aleutian Chain	0	0	0	0	0	0	0
0	Unknown	0	28	22	17	0	0	13
Pacific Flyway Subtotal		268	283	212	175	189	456	263
TOTAL WHITE FRONTED		908	1117	795	1193	500	680	857
STATE - STATEWIDE GOOSE HARVEST EST.		8756	5879	8084	6335	4000	5684	5996
FEDERAL - STATEWIDE GOOSE HARVEST EST.		6532	6972	5969	5859	5507	7164	6294

[1]5 year average includes regulatory year 1989-90 through 1994-95. No data available for regulatory year 1991-92

ESTIMATE OF REGIONAL SANDHILL CRANE AND SNIPE HARVEST

HARVEST REGION		88-89	89-90	90-91	92-93	93-94	94-95	5 YEAR[1] AVERAGE
SANDHILL CRANE HARVEST								
1	North Slope	0	0	0	0	0	0	0
2	Seward Peninsula	132	50	12	160	9	94	65
3	Upper Yukon Valley	33	0	0	18	0	0	4
4	Lower Yukon Valley	0	0	0	0	0	0	0
5	Interior Alaska	1000	494	906	462	192	537	518
6	Yukon-Kusko Delta	77	0	0	0	0	17	3
Mid-continent Subtotal		1241	545	918	640	201	648	590
7	Cook Inlet	132	40	60	116	157	94	93
8	North Gulf Coast	0	0	0	18	17	68	21
9	Southeast Alaska	55	30	24	18	44	43	32
10	Kodiak Island	0	0	0	0	0	0	0
11	Alaska Peninsula	11	10	12	44	26	0	19
12	Aleutian Chain	0	0	0	0	0	0	0
0	Unknown	0	0	0	9	0	9	3
Pacific Flyway Subtotal		198	81	95	204	244	213	168
TOTAL SANDHILL CRANE		1439	625	1014	845	445	861	758
COMMON SNIPE HARVEST								
1	North Slope	11	0	0	0	0	0	0
2	Seward Peninsula	11	0	0	0	0	0	0
3	Upper Yukon Valley	0	0	0	0	0	0	0
4	Lower Yukon Valley	0	0	0	0	9	0	2
5	Interior Alaska	209	242	131	9	35	239	131
6	Yukon-Kusko Delta	99	0	310	0	0	77	77
7	Cook Inlet	945	353	1181	711	367	486	620
8	North Gulf Coast	143	20	119	160	17	256	115
9	Southeast Alaska	352	494	24	640	26	26	242
10	Kodiak Island	0	0	0	9	0	0	2
11	Alaska Peninsula	33	61	203	365	26	0	131
12	Aleutian Chain	0	0	0	0	0	0	0
0	Unknown	0	0	0	0	35	0	7
TOTAL COMMON SNIPE		1802	1170	1968	1894	515	1083	1326

[1]5 year average includes regulatory year 1989-90 through 1994-95. No data available for regulatory year 1991-92

HISTORICAL WATERFOWL HARVEST AND HUNTER PARTICIPATION

FEDERAL ESTIMATE OF ACTIVE WATERFOWL HUNTERS

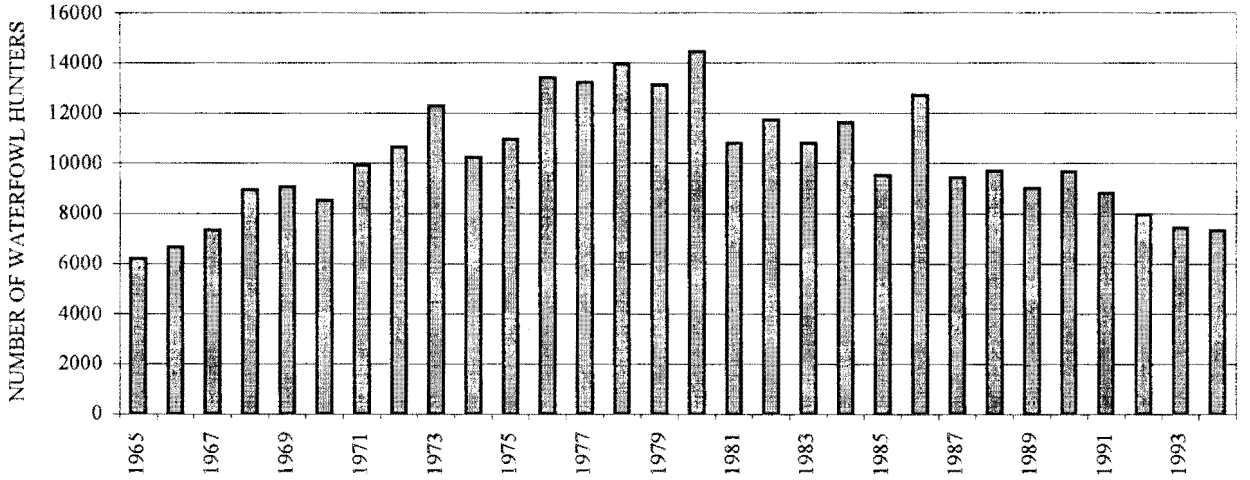

FEDERAL ESTIMATE OF WATERFOWL HUNTER DAYS

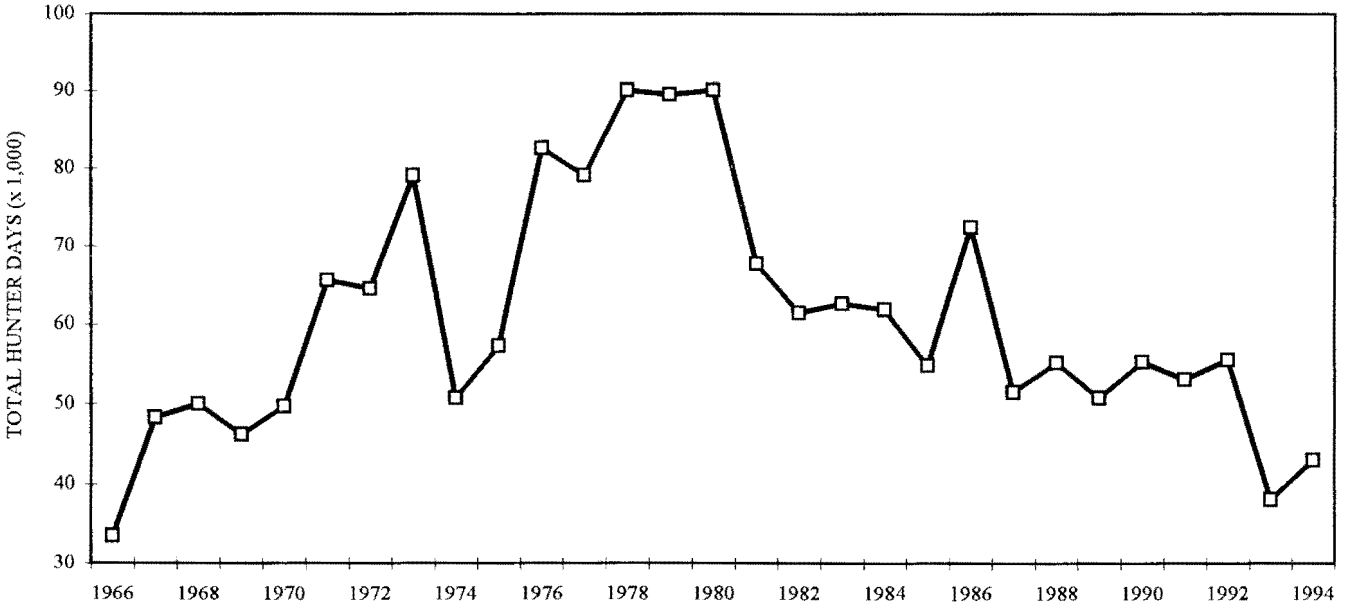

FEDERAL ESTIMATE OF TOTAL DUCK HARVEST

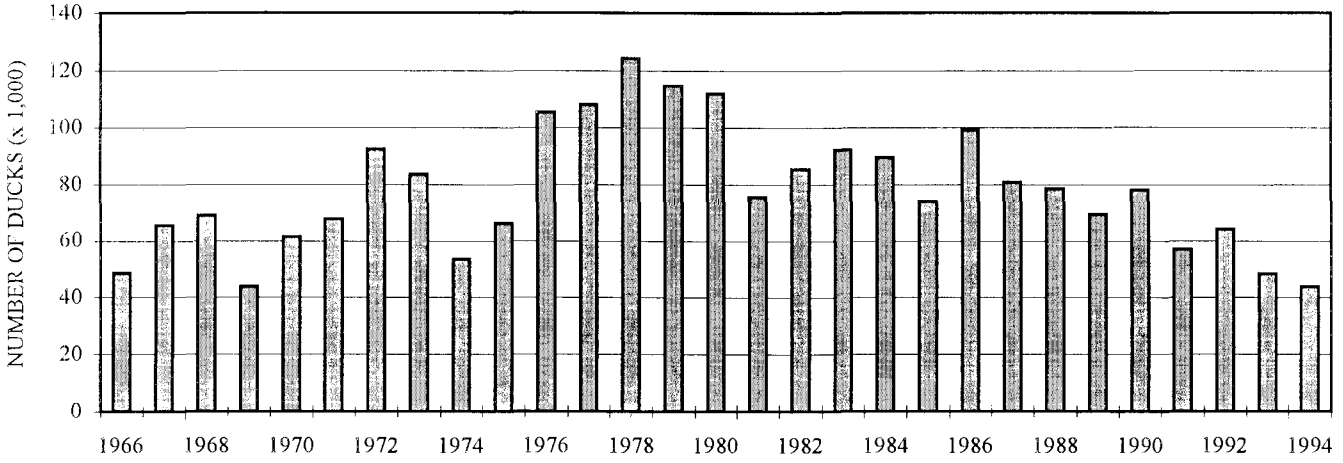

FEDERAL ESTIMATE OF TOTAL GOOSE HARVEST

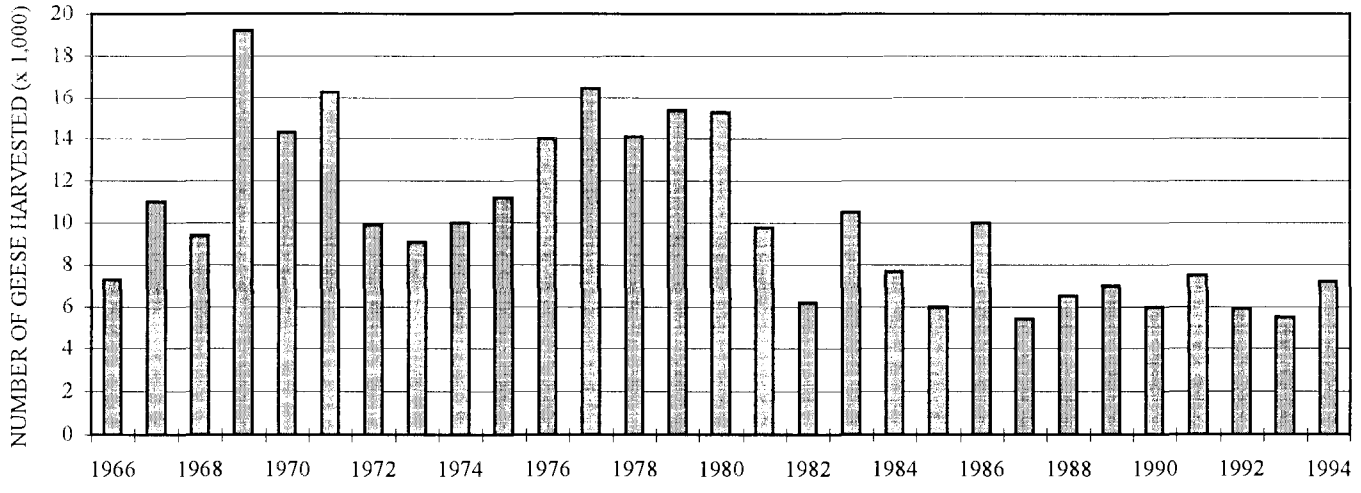

FEDERAL ESTIMATE OF MALLARDS AND PINTAILS IN THE STATEWIDE DUCK HARVEST

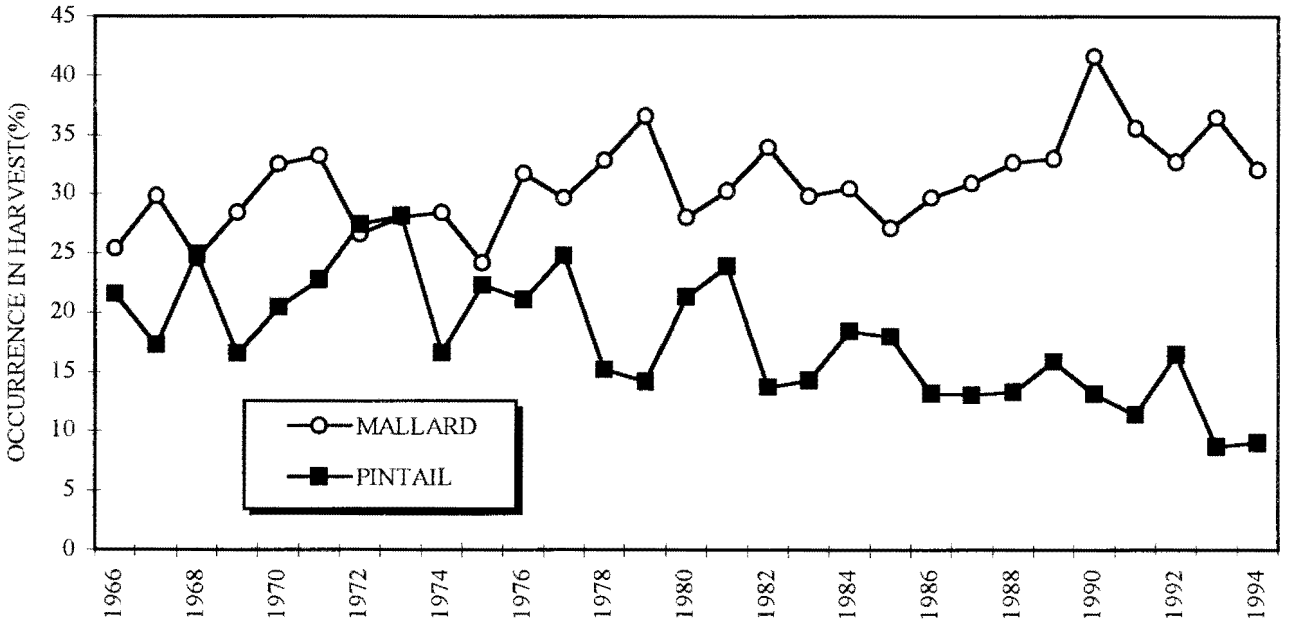



1994-95 HARVEST INFORMATION BY SPECIES: BEAVER

GMU	TYPE	HUNT	TOTAL HARVEST	SEX			UNREPORTED ILLEGAL	AVERAGE HORN LGTH. / ANTLER WIDTH	COMMENTS
				MALE	FEMALE	UNKNOWN			
Unit 01									
01A	Trapping		19	0	0	19	n/a		
01B	Trapping		2	0	0	2	n/a		
01C	Trapping		10	0	0	10	n/a		
01	**TOTAL UNIT**		31	0	0	31	n/a		
Unit 02									
02	Trapping		161	0	0	161	n/a		
02	**TOTAL UNIT**		161	0	0	161	n/a		
Unit 03									
03	Trapping		25	0	0	25	n/a		
03	**TOTAL UNIT**		25	0	0	25	n/a		
Unit 04									
04	Trapping		8	0	0	8	n/a		
04	**TOTAL UNIT**		8	0	0	8	n/a		
Unit 05									
05A	Trapping		0	0	0	0	n/a		
05B	Trapping		0	0	0	0	n/a		
05	**TOTAL UNIT**		0	0	0	0	n/a		
Unit 06									
06A	Trapping		0	0	0	0	0		
06B	Trapping		0	0	0	0	0		
06C	Trapping		46	0	0	46	0		
06D	Trapping		0	0	0	0	0		
06	**TOTAL UNIT**		46	0	0	46	0		
Unit 07									
07	Trapping		56	0	0	56	n/a		
07	**TOTAL UNIT**		56	0	0	56	n/a		
Unit 08									
08	Trapping		29	0	0	29	n/a		
08	**TOTAL UNIT**		29	0	0	29	n/a		
Unit 09									
09A	Trapping		0	0	0	0	n/a		
09B	Trapping		106	0	0	106	n/a		9 trappers took 106 beaver. Transportation data indicate mode of transport for each animal taken

1994-95 HARVEST INFORMATION BY SPECIES: BEAVER

GMU	TYPE	HUNT	TOTAL HARVEST	SEX MALE	SEX FEMALE	SEX UNKNOWN	UNREPORTED ILLEGAL	AVERAGE HORN LGTH./ ANTLER WIDTH	COMMENTS
Unit 09									
09C	Trapping		87	0	0	87	n/a		9 trappers took 87 beaver. Transportation data indicate mode of transport for each animal taken
09D	Trapping		0	0	0	0	n/a		
09E	Trapping		2	0	0	2	n/a		1 trappers took 2 beaver. Transportation data indicate mode of transport for each animal taken
09	**TOTAL UNIT**		195	0	0	195	n/a		
Unit 11									
11	Trapping		12	0	0	12	n/a		
11	**TOTAL UNIT**		12	0	0	12	n/a		
Unit 12									
12	Trapping		26	0	0	26	n/a		18 snared; 8 trapped. Most harvest (85%) occurred during March and April
12	**TOTAL UNIT**		26	0	0	26	n/a		
Unit 13									
13A	Trapping		39	0	0	39	n/a		
13B	Trapping		39	0	0	39	n/a		
13C	Trapping		19	0	0	19	n/a		
13D	Trapping		15	0	0	15	n/a		
13E	Trapping		162	0	0	162	n/a		
13	**TOTAL UNIT**		274	0	0	274	n/a		
Unit 14									
14A	Trapping		85	0	0	85	n/a		
14B	Trapping		55	0	0	55	n/a		
14C	Trapping		24	0	0	24	n/a		
14	**TOTAL UNIT**		164	0	0	164	n/a		
Unit 15									
15A	Trapping		18	0	0	18	n/a		
15C	Trapping		13	0	0	13	n/a		
15	**TOTAL UNIT**		31	0	0	31	n/a		
Unit 16									
16A	Trapping		21	0	0	21	n/a		
16B	Trapping		45	0	0	45	n/a		
16	**TOTAL UNIT**		66	0	0	66	n/a		

1994-95 HARVEST INFORMATION BY SPECIES: BEAVER

GMU	TYPE	HUNT	TOTAL HARVEST	SEX MALE	SEX FEMALE	SEX UNKNOWN	UNREPORTED ILLEGAL	AVERAGE HORN LGTH./ ANTLER WIDTH	COMMENTS
Unit 17									
17A	Trapping		215	0	0	215	0		GMU 17A average harvest = 12.6 beaver/ successful trapper
17B	Trapping		279	0	0	279	0		GMU 17B average harvest = 13.3 beaver/ successful trapper
17C	Trapping		545	0	0	545	0		GMU 17C average harvest = 11.4 beaver/ successful trapper
17	**TOTAL UNIT**		1039	0	0	1039	0		
Unit 18									
18	Trapping		478	0	0	478	n/a		
18	**TOTAL UNIT**		478	0	0	478	n/a		
Unit 19									
19A	Trapping		80	0	0	80	n/a		
19B	Trapping		33	0	0	33	n/a		
19C	Trapping		0	0	0	0	n/a		
19D	Trapping		75	0	0	75	n/a		
19	**TOTAL UNIT**		188	0	0	188	n/a		
Unit 20									
20A	Trapping		90	0	0	90	n/a		
20B	Trapping		507	0	0	507	n/a		
20C	Trapping		166	0	0	166	n/a		
20D	Trapping		37	0	0	37	n/a		Transportation data reflects mode of transport for each animal taken
20E	Trapping		0	0	0	0	n/a		
20F	Trapping		25	0	0	25	n/a		
20	**TOTAL UNIT**		825	0	0	825	n/a		
Unit 21									
21A	Trapping		87	0	0	87	n/a		
21B	Trapping		14	0	0	14	n/a		
21C	Trapping		3	0	0	3	n/a		
21D	Trapping		153	0	0	153	n/a		
21E	Trapping		160	0	0	160	n/a		
21	**TOTAL UNIT**		417	0	0	417	n/a		
Unit 22									
22A	Trapping		0	0	0	0	0		
22B	Trapping		10	0	0	10	0		
22C	Trapping		5	0	0	5	0		
22D	Trapping		2	0	0	2	0		
22	**TOTAL UNIT**		17	0	0	17	0		

1994-95 HARVEST INFORMATION BY SPECIES: BEAVER

GMU	TYPE	HUNT	TOTAL HARVEST	SEX			UNREPORTED ILLEGAL	AVERAGE HORN LGTH./ ANTLER WIDTH	COMMENTS
				MALE	FEMALE	UNKNOWN			
Unit 23									
23	Trapping		28	0	0	28	n/a		Transportation data reflects mode of transport for each animal taken
23	**TOTAL UNIT**		28	0	0	28	n/a		
Unit 24									
24	Trapping		147	0	0	147	n/a		
24	**TOTAL UNIT**		147	0	0	147	n/a		
Unit 25									
25A	Trapping		14	0	0	14	n/a		
25B	Trapping		38	0	0	38	n/a		
25C	Trapping		1	0	0	1	n/a		
25D	Trapping		83	0	0	83	n/a		
25	**TOTAL UNIT**		136	0	0	136	n/a		
	TOTAL STATEWIDE		4399	0	0	4399	n/a		

1994-95 HARVEST INFORMATION BY SPECIES: BISON

GMU	TYPE	HUNT	TOTAL HARVEST	SEX			UNREPORTED ILLEGAL	AVERAGE HORN LGTH./ ANTLER WIDTH	COMMENTS
				MALE	FEMALE	UNKNOWN			
Unit 19									
19C	Drawing	DI351	10	7	3	0	0		
19C	Drawing	DI352	11	4	7	0	0		
19C	**TOTAL SUBUNIT**		21	11	10	0	0		
19D	Drawing	DI351	0	0	0	0	0		
19D	Drawing	DI352	1	1	0	0	0		
19D	**TOTAL SUBUNIT**		1	1	0	0	0		
19	**TOTAL UNIT**		22	12	10	0	0		
Unit 20									
20D	Drawing	DI403	19	19	0	0	0		
20D	Drawing	DI404	19	1	18	0	n/a		
20D	**TOTAL SUBUNIT**		38	20	18	0	n/a		
20	**TOTAL UNIT**		38	20	18	0	n/a		
	TOTAL STATEWIDE		60	32	28	0	n/a		

1994-95 HARVEST INFORMATION BY SPECIES: BLACK BEAR

GMU	TYPE	HUNT	TOTAL HARVEST	SEX			UNREPORTED ILLEGAL	AVERAGE HORN LGTH./ ANTLER WIDTH	COMMENTS
				MALE	FEMALE	UNKNOWN			
Unit 01									
01A	DLP		2	2	0	0	1		Illegal kill = 1 female
01A	General Season		46	36	10	0	0		
01A	**TOTAL SUBUNIT**		48	38	10	0	1		
01B	General Season		12	8	4	0	n/a		
01C	Other Mortality		2	1	1	0	0		Road kill = 1 female, natural/unknown mortality = 1 male
01C	General Season		55	51	4	0	n/a		
01C	**TOTAL SUBUNIT**		57	52	5	0	n/a		
01D	General Season		20	16	4	0	n/a		
01	**TOTAL UNIT**		137	114	23	0	1		
Unit 02									
02	DLP		2	2	0	0	1		Illegal kill = 1 female
02	General Season		235	177	54	4	0		
02	**TOTAL UNIT**		237	179	54	4	1		
Unit 03									
03	DLP		2	2	0	0	0		
03	General Season		214	171	43	0	0		
03	Other Mortality		1	1	0	0	0		Road kill
03	**TOTAL UNIT**		217	174	43	0	0		
Unit 05									
05A	General Season		14	14	0	0	n/a		
05B	General Season		0	0	0	0	n/a		
05	**TOTAL UNIT**		14	14	0	0	n/a		
Unit 06									
06A	General Season		16	12	4	0	5		
06B	General Season		7	5	2	0	3		
06C	General Season		15	14	1	0	4		
06D	General Season		167	138	26	3	0		
06	**TOTAL UNIT**		205	169	33	3	12		
Unit 07									
07	Other Mortality		2	1	1	0	0		Road kills
07	General Season		84	60	24	0	0		
07	**TOTAL UNIT**		86	61	25	0	0		
Unit 09									
09A	General Season		n/a	n/a	n/a	n/a	n/a		There are no black bear sealing requirements in GMU 9
09B	General Season		n/a	n/a	n/a	n/a	n/a		There are no black bear sealing requirements in GMU 9
09	**TOTAL UNIT**		n/a	n/a	n/a	n/a	n/a		

1994-95 HARVEST INFORMATION BY SPECIES: BLACK BEAR

GMU	TYPE	HUNT	TOTAL HARVEST	SEX			UNREPORTED ILLEGAL	AVERAGE HORN LGTH. / ANTLER WIDTH	COMMENTS
				MALE	FEMALE	UNKNOWN			
Unit 11									
11	General Season		18	14	4	0	n/a		
11	**TOTAL UNIT**		18	14	4	0	n/a		
Unit 12									
12	General Season		34	30	4	0	n/a		Most black bears were harvested during the spring (83%) and most were taken over bait (57%)
12	**TOTAL UNIT**		34	30	4	0	n/a		
Unit 13									
13A	General Season		12	9	3	0	n/a		
13B	General Season		4	3	1	0	n/a		
13C	General Season		5	3	2	0	n/a		
13D	Other Mortality		1	0	1	0	0		Road kill
13D	General Season		36	24	12	0	n/a		
13D	**TOTAL SUBUNIT**		37	24	13	0	n/a		
13E	General Season		43	31	12	0	n/a		
13	**TOTAL UNIT**		101	70	31	0	n/a		
Unit 14									
14A	DLP		6	3	1	2	0		
14A	General Season		45	34	10	1	n/a		
14A	**TOTAL SUBUNIT**		51	37	11	3	n/a		
14B	DLP		1	0	0	1	0		
14B	General Season		16	13	3	0	n/a		
14B	**TOTAL SUBUNIT**		17	13	3	1	n/a		
14C	DLP		8	5	2	1	0		
14C	General Season		18	13	5	0	n/a		
14C	**TOTAL SUBUNIT**		26	18	7	1	n/a		
14	**TOTAL UNIT**		94	68	21	5	n/a		
Unit 15									
15A	DLP		1	1	0	0	0		
15A	General Season		33	19	14	0	0		
15A	**TOTAL SUBUNIT**		34	20	14	0	0		
15B	DLP		1	1	0	0	0		
15B	General Season		11	6	5	0	n/a		
15B	**TOTAL SUBUNIT**		12	7	5	0	n/a		
15C	DLP		1	1	0	0	1		Illegal kill = 1 male
15C	General Season		122	97	24	1	0		
15C	Other Mortality		1	0	1	0	0		Road Kill
15C	**TOTAL SUBUNIT**		124	98	25	1	1		
15	**TOTAL UNIT**		170	125	44	1	1		

1994-95 HARVEST INFORMATION BY SPECIES: BLACK BEAR

GMU	TYPE	HUNT	TOTAL HARVEST	SEX MALE	SEX FEMALE	SEX UNKNOWN	UNREPORTED ILLEGAL	AVERAGE HORN LGTH./ ANTLER WIDTH	COMMENTS
Unit 16									
16A	DLP		1	1	0	0	0		
16A	General Season		44	30	14	0	n/a		
16A	**TOTAL SUBUNIT**		45	31	14	0	n/a		
16B	DLP		1	1	0	0	0		
16B	General Season		66	47	18	1	0		
16B	**TOTAL SUBUNIT**		67	48	18	1	0		
16	**TOTAL UNIT**		112	79	32	1	0		
Unit 17									
17A	General Season		0	0	0	0	0		Black bears from GMU 17 must now be sealed (beginning in 1994-95)
17B	General Season		13	6	7	0	0		Black bears from GMU 17 must now be sealed (beginning in 1994-95)
17C	General Season		0	0	0	0	0		Black bears from GMU 17 must now be sealed (beginning in 1994-95)
17	**TOTAL UNIT**		13	6	7	0	0		
Unit 18									
18	General Season		n/a	n/a	n/a	n/a	n/a		There are no black bear sealing requirements in GMU 18
18	**TOTAL UNIT**		n/a	n/a	n/a	n/a	n/a		
Unit 19									
19A	General Season		2	2	0	0	n/a		There are no black bear sealing requirements in GMU 19
19B	General Season		3	3	0	0	n/a		There are no black bear sealing requirements in GMU 19
19C	General Season		1	0	1	0	n/a		There are no black bear sealing requirements in GMU 19
19D	General Season		1	1	0	0	n/a		There are no black bear sealing requirements in GMU 19
19	**TOTAL UNIT**		7	6	1	0	n/a		
Unit 20									
20A	DLP		1	1	0	0	0		
20A	General Season		46	38	8	0	0		
20A	**TOTAL SUBUNIT**		47	39	8	0	0		
20B	Other Mortality		2	2	0	0	0		Road kills
20B	General Season		178	121	56	1	n/a		
20B	**TOTAL SUBUNIT**		180	123	56	1	n/a		
20C	General Season		22	17	5	0	0		
20D	General Season		14	9	5	0	0		
20E	General Season		18	15	3	0	n/a		

1994-95 HARVEST INFORMATION BY SPECIES: BLACK BEAR

GMU	TYPE	HUNT	TOTAL HARVEST	SEX			UNREPORTED ILLEGAL	AVERAGE HORN LGTH./ ANTLER WIDTH	COMMENTS
				MALE	FEMALE	UNKNOWN			
Unit 20									
20F	DLP		1	1	0	0	0		
20F	General Season		46	31	15	0	n/a		
20F	**TOTAL SUBUNIT**		47	32	15	0	n/a		
20	**TOTAL UNIT**		328	235	92	1	n/a		
Unit 21									
21A	General Season		n/a	n/a	n/a	n/a	n/a		There are no black bear sealing requirements in GMU 21
21B	General Season		n/a	n/a	n/a	n/a	n/a		There are no black bear sealing requirements in GMU 21
21C	General Season		n/a	n/a	n/a	n/a	n/a		There are no black bear sealing requirements in GMU 21
21D	DLP		1	1	0	0	0		
21D	General Season		5	4	1	0	0		There are no black bear sealing requirements in GMU 21. These data are from hunters who voluntarily submitted bears for sealing and represent a minimum known harvest
21D	**TOTAL SUBUNIT**		6	5	1	0	0		
21E	General Season		n/a	n/a	n/a	n/a	n/a		There are no black bear sealing requirements in GMU 21
21	**TOTAL UNIT**		6	5	1	0	n/a		
Unit 22									
22A	General Season		0	0	0	0	0		There are no black bear sealing requirements in GMU 22
22B	General Season		0	0	0	0	0		There are no black bear sealing requirements in GMU 22
22C	General Season		0	0	0	0	0		There are no black bear sealing requirements in GMU 22
22D	General Season		0	0	0	0	0		There are no black bear sealing requirements in GMU 22
22E	General Season		0	0	0	0	0		There are no black bear sealing requirements in GMU 22
22	**TOTAL UNIT**		0	0	0	0	0		
Unit 23									
23	General Season		n/a	n/a	n/a	n/a	n/a		There are no black bear sealing requirements in GMU 23
23	**TOTAL UNIT**		n/a	n/a	n/a	n/a	n/a		

1994-95 HARVEST INFORMATION BY SPECIES: BLACK BEAR

GMU	TYPE	HUNT	TOTAL HARVEST	SEX MALE	SEX FEMALE	SEX UNKNOWN	UNREPORTED ILLEGAL	AVERAGE HORN LGTH./ ANTLER WIDTH	COMMENTS
Unit 24									
24	General Season		4	4	0	0	n/a		There are no black bear sealing requirements in GMU 24. These data are from hunters who voluntarily submitted bears for sealing and represent a minimum known harvest
24	**TOTAL UNIT**		4	4	0	0	n/a		
Unit 25									
25A	General Season		n/a	n/a	n/a	n/a	n/a		There are no black bear sealing requirements in GMU 25
25B	General Season		n/a	n/a	n/a	n/a	n/a		There are no black bear sealing requirements in GMU 25
25C	General Season		3	3	0	0	n/a		
25D	General Season		n/a	n/a	n/a	n/a	n/a		There are no black bear sealing requirements in GMU 25
25	**TOTAL UNIT**		3	3	0	0	n/a		
Unit 26									
26A	General Season		0	0	0	0	0		There are no black bear sealing requirements in GMU 26
26B	General Season		n/a	n/a	n/a	n/a	n/a		There are no black bear sealing requirements in GMU 26
26C	General Season		n/a	n/a	n/a	n/a	n/a		There are no black bear sealing requirements in GMU 26
26	**TOTAL UNIT**		n/a	n/a	n/a	n/a	n/a		
Unit 27									
27Z	DLP		1	0	1	0	0		
27	**TOTAL UNIT**		1	0	1	0	0		
	TOTAL STATEWIDE		1787	1356	416	15	15		

1994-95 HARVEST INFORMATION BY SPECIES: BROWN BEAR

GMU	TYPE	HUNT	TOTAL HARVEST	SEX			UNREPORTED ILLEGAL	AVERAGE HORN LGTH./ ANTLER WIDTH	COMMENTS
				MALE	FEMALE	UNKNOWN			
Unit 01									
01A	Registration	RB062	5	3	2	0	0		
01A	Registration	RB072	3	1	2	0	0		
01A	**TOTAL SUBUNIT**		8	4	4	0	0		
01B	Registration	RB062	2	2	0	0	0		
01B	Registration	RB072	3	3	0	0	0		
01B	**TOTAL SUBUNIT**		5	5	0	0	0		
01C	Registration	RB062	1	0	1	0	n/a		
01C	Registration	RB072	2	2	0	0	n/a		
01C	**TOTAL SUBUNIT**		3	2	1	0	n/a		
01D	DLP		3	2	1	0	0		
01D	Registration	RB062	6	1	5	0	n/a		1 hunter took a bear without a permit
01D	Registration	RB072	9	7	2	0	n/a		
01D	**TOTAL SUBUNIT**		18	10	8	0	n/a		
01	**TOTAL UNIT**		34	21	13	0	n/a		
Unit 03									
03	Other Mortality		1	1	0	0	n/a		
03	**TOTAL UNIT**		1	1	0	0	n/a		
Unit 04									
04	DLP		7	4	3	0	0		
04	Registration	RB077	19	11	8	0	n/a		
04	Registration	RB088	16	13	3	0	n/a		
04	Registration	RB089	76	59	17	0	n/a		
04	**TOTAL UNIT**		118	87	31	0	n/a		
Unit 05									
05A	General Season		21	16	5	0	n/a		
05B	General Season		7	6	1	0	n/a		
05	**TOTAL UNIT**		28	22	6	0	n/a		
Unit 06									
06A	DLP		2	0	2	0	0		
06A	General Season		8	5	2	1	1		
06A	**TOTAL SUBUNIT**		10	5	4	1	1		
06B	General Season		5	4	1	0	1		
06C	General Season		6	3	3	0	1		
06D	DLP		3	0	1	2	1		Illegal = 1 male
06D	General Season		6	4	2	0	4		
06D	**TOTAL SUBUNIT**		9	4	3	2	5		
06	**TOTAL UNIT**		30	16	11	3	8		
Unit 07									
07	DLP		1	1	0	0	0		
07	General Season		3	1	2	0	n/a		
07	**TOTAL UNIT**		4	2	2	0	n/a		

1994-95 HARVEST INFORMATION BY SPECIES: BROWN BEAR

GMU	TYPE	HUNT	TOTAL HARVEST	SEX MALE	SEX FEMALE	SEX UNKNOWN	UNREPORTED ILLEGAL	AVERAGE HORN LGTH. / ANTLER WIDTH	COMMENTS
Unit 08									
08	DLP		15	5	10	0	5		Illegal kills = 4 males, 1 female
08	Other Mortality		7	1	3	3	0		Natural/unknown mortalities
08	Drawing	DB101	0	0	0	0	0		
08	Drawing	DB102	0	0	0	0	0		
08	Registration	RB103	1	1	0	0	0		
08	Drawing	DB104	0	0	0	0	0		
08	Drawing	DB105	2	2	0	0	0		
08	Registration	RB106	1	0	1	0	0		
08	Registration	RB107	1	0	1	0	0		
08	Drawing	DB108	1	1	0	0	0		
08	Registration	RB108	1	0	1	0	0		
08	**TOTAL HUNT**	B108	2	1	1	0	0		
08	Drawing	DB109	1	0	1	0	0		
08	Drawing	DB110	1	1	0	0	0		
08	Registration	RB110	0	0	0	0	0		
08	**TOTAL HUNT**	B110	1	1	0	0	0		
08	Drawing	DB111	2	2	0	0	0		
08	Drawing	DB112	0	0	0	0	0		
08	Drawing	DB113	2	1	1	0	0		
08	Drawing	DB114	0	0	0	0	0		
08	Drawing	DB115	1	1	0	0	0		
08	Registration	RB115	1	1	0	0	0		
08	**TOTAL HUNT**	B115	2	2	0	0	0		
08	Drawing	DB117	2	2	0	0	0		
08	Registration	RB118	1	0	1	0	0		
08	Registration	RB119	1	0	1	0	0		
08	Drawing	DB120	1	1	0	0	0		
08	Registration	RB122	1	1	0	0	0		
08	Registration	RB123	0	0	0	0	0		
08	Drawing	DB124	2	2	0	0	0		
08	Drawing	DB125	1	1	0	0	0		
08	Registration	RB125	1	1	0	0	0		
08	**TOTAL HUNT**	B125	2	2	0	0	0		
08	Drawing	DB126	2	2	0	0	0		
08	Drawing	DB127	0	0	0	0	0		
08	Registration	RB127	0	0	0	0	0		
08	**TOTAL HUNT**	B127	0	0	0	0	0		
08	Drawing	DB128	0	0	0	0	0		
08	Registration	RB129	1	0	1	0	0		
08	Registration	RB131	0	0	0	0	0		
08	Drawing	DB132	0	0	0	0	0		
08	Drawing	DB133	3	3	0	0	0		
08	Drawing	DB134	1	0	1	0	0		
08	Registration	RB134	2	1	1	0	0		2 drawing hunt DB134 permits became available for registration hunt RB134: 1 drawing permit and 2 registration permits were issued. All permittees were successful
08	**TOTAL HUNT**	B134	3	1	2	0	0		

1994-95 HARVEST INFORMATION BY SPECIES: BROWN BEAR

GMU	TYPE	HUNT	TOTAL HARVEST	SEX			UNREPORTED ILLEGAL	AVERAGE HORN LGTH./ ANTLER WIDTH	COMMENTS
				MALE	FEMALE	UNKNOWN			
Unit 08									
08	Drawing	DB135	2	2	0	0	0		
08	Registration	RB135	1	0	1	0	0		
08	**TOTAL HUNT**	B135	3	2	1	0	0		
08	Registration	RB136	2	1	1	0	0		
08	Drawing	DB137	4	4	0	0	0		
08	Drawing	DB138	1	1	0	0	0		
08	Drawing	DB139	2	2	0	0	0		
08	Registration	RB140	2	1	1	0	0		
08	Drawing	DB141	2	2	0	0	0		
08	Registration	RB141	0	0	0	0	0		
08	**TOTAL HUNT**	B141	2	2	0	0	0		
08	Registration	RB142	1	1	0	0	0		
08	Drawing	DB143	2	2	0	0	0		
08	Registration	RB143	1	1	0	0	0		
08	**TOTAL HUNT**	B143	3	3	0	0	0		
08	Drawing	DB144	0	0	0	0	0		
08	Drawing	DB145	1	1	0	0	0		
08	Registration	RB145	0	0	0	0	0		
08	**TOTAL HUNT**	B145	1	1	0	0	0		
08	Registration	RB146	0	0	0	0	0		
08	Registration	RB147	2	2	0	0	0		
08	Registration	RB148	2	2	0	0	0		
08	Registration	RB149	3	2	1	0	0		No report from 1 successful hunter
08	Registration	RB150	2	1	1	0	0		
08	Drawing	DB151	0	0	0	0	0		
08	Registration	RB151	1	1	0	0	0		
08	**TOTAL HUNT**	B151	1	1	0	0	0		
08	Drawing	DB152	3	3	0	0	0		
08	Registration	RB152	1	1	0	0	0		
08	**TOTAL HUNT**	B152	4	4	0	0	0		
08	Drawing	DB153	0	0	0	0	0		
08	Registration	RB153	0	0	0	0	0		
08	**TOTAL HUNT**	B153	0	0	0	0	0		
08	Drawing	DB154	3	3	0	0	0		
08	Registration	RB155	4	2	2	0	0		
08	Drawing	DB157	1	0	1	0	0		
08	Registration	RB157	1	1	0	0	0		
08	**TOTAL HUNT**	B157	2	1	1	0	0		
08	Registration	RB158	2	2	0	0	0		
08	Drawing	DB159	3	1	2	0	0		There were 6 permittees (including 2 alternates)
08	Registration	RB159	2	1	1	0	0		The 2 unsuccessful hunters were drawing permit winners who cancelled and then changed their minds and hunted on registration permits
08	**TOTAL HUNT**	B159	5	2	3	0	0		
08	Drawing	DB201	1	0	1	0	0		

1994-95 HARVEST INFORMATION BY SPECIES: BROWN BEAR

GMU	TYPE	HUNT	TOTAL HARVEST	SEX			UNREPORTED ILLEGAL	AVERAGE HORN LGTH./ ANTLER WIDTH	COMMENTS
				MALE	FEMALE	UNKNOWN			
Unit 08									
08	Drawing	DB203	1	1	0	0	0		
08	Drawing	DB204	1	0	1	0	0		
08	Drawing	DB205	1	1	0	0	0		
08	Drawing	DB206	1	1	0	0	0		
08	Drawing	DB207	1	1	0	0	0		
08	Drawing	DB208	1	1	0	0	0		
08	Drawing	DB209	0	0	0	0	0		
08	Drawing	DB210	0	0	0	0	0		
08	Drawing	DB211	1	1	0	0	0		
08	Drawing	DB212	0	0	0	0	0		
08	Drawing	DB213	3	1	2	0	0		
08	Drawing	DB214	2	1	1	0	0		
08	Drawing	DB215	3	2	1	0	0		
08	Drawing	DB216	1	1	0	0	0		
08	Drawing	DB217	0	0	0	0	0		
08	Drawing	DB218	0	0	0	0	0		
08	Drawing	DB219	1	1	0	0	0		
08	Drawing	DB220	1	1	0	0	0		
08	Drawing	DB221	1	1	0	0	0		
08	Drawing	DB222	1	1	0	0	0		
08	Drawing	DB223	1	1	0	0	0		
08	Drawing	DB224	0	0	0	0	0		
08	Drawing	DB225	1	1	0	0	0		
08	Drawing	DB226	0	0	0	0	0		
08	Drawing	DB227	0	0	0	0	0		
08	Drawing	DB228	1	1	0	0	0		
08	Drawing	DB229	2	1	1	0	0		
08	Registration	RB230	3	3	0	0	0		1 successful hunter did not have a permit
08	Drawing	DB231	3	1	2	0	0		
08	Drawing	DB232	1	0	1	0	0		
08	Drawing	DB233	3	3	0	0	0		
08	Drawing	DB234	1	0	1	0	0		
08	Drawing	DB235	1	1	0	0	0		
08	Drawing	DB236	2	2	0	0	0		
08	Drawing	DB237	0	0	0	0	0		
08	Drawing	DB238	3	1	2	0	0		
08	Drawing	DB239	1	1	0	0	0		
08	Drawing	DB240	0	0	0	0	0		
08	Drawing	DB241	3	1	2	0	0		
08	Drawing	DB242	3	0	3	0	0		
08	Drawing	DB243	2	1	1	0	0		
08	Drawing	DB244	1	1	0	0	0		
08	Drawing	DB245	1	0	1	0	0		
08	Drawing	DB246	2	2	0	0	0		
08	Drawing	DB247	1	1	0	0	0		
08	Drawing	DB248	3	2	1	0	0		
08	Drawing	DB249	0	0	0	0	0		
08	Drawing	DB250	0	0	0	0	0		
08	Drawing	DB251	0	0	0	0	0		

1994-95 HARVEST INFORMATION BY SPECIES: BROWN BEAR

GMU	TYPE	HUNT	TOTAL HARVEST	SEX			UNREPORTED ILLEGAL	AVERAGE HORN LGTH / ANTLER WIDTH	COMMENTS
				MALE	FEMALE	UNKNOWN			
Unit 08									
08	Drawing	DB254	0	0	0	0	0		
08	Drawing	DB255	1	1	0	0	0		
08	Drawing	DB256	0	0	0	0	0		
08	Drawing	DB257	2	0	2	0	0		
08	Drawing	DB258	0	0	0	0	0		
08	Drawing	DB259	4	1	3	0	0		
08	Registration	RB260	3	2	1	0	0		
08	**TOTAL UNIT**		177	113	61	3	5		
Unit 09									
09B	DLP		2	2	0	0	0		
09C	DLP		3	2	1	0	0		
09C	Other Mortality		1	0	1	0	0		Natural/unknown mortality
09C	Registration	RB361	10	6	4	0	n/a		One female bear taken illegally; nonlocal Ak hunter did not have permit
09C	Registration	RB371	2	2	0	0	n/a		
09C	**TOTAL SUBUNIT**		16	10	6	0	n/a		
09E	DLP		2	1	1	0	0		
09E	Other Mortality		1	0	0	1	0		Natural/unknown mortality
09E	Registration	CBB	4	3	1	0	n/a		CBB = Chignik Brown Bear subsistence hunt, sealing not required
09E	**TOTAL SUBUNIT**		7	4	2	1	n/a		
09	**TOTAL UNIT**		25	16	8	1	n/a		
Unit 10									
10	Drawing	DB375	4	3	1	0	n/a		
10	Drawing	DB376	3	3	0	0	0		
10	**TOTAL UNIT**		7	6	1	0	0		
Unit 11									
11	General Season		6	2	4	0	n/a		
11	**TOTAL UNIT**		6	2	4	0	n/a		
Unit 12									
12	DLP		2	2	0	0	0		
12	General Season		14	7	7	0	0		Some successful hunters used airplanes to access the area but used horses to hunt
12	**TOTAL UNIT**		16	9	7	0	0		
Unit 13									
13A	DLP		1	0	1	0	0		
13A	General Season		18	12	6	0	n/a		
13A	Other Mortality		1	1	0	0	0		Road kill
13A	**TOTAL SUBUNIT**		20	13	7	0	0		

1994-95 HARVEST INFORMATION BY SPECIES: BROWN BEAR

GMU	TYPE	HUNT	TOTAL HARVEST	SEX MALE	SEX FEMALE	SEX UNKNOWN	UNREPORTED ILLEGAL	AVERAGE HORN LGTH./ ANTLER WIDTH	COMMENTS
Unit 13									
13B	DLP		1	0	1	0	n/a		
13B	General Season		20	10	10	0	n/a		
13B	Other Mortality		1	0	1	0	0		Natural/unknown mortality
13B	**TOTAL SUBUNIT**		22	10	12	0	0		
13C	General Season		7	5	2	0	n/a		
13D	General Season		14	10	4	0	n/a		
13E	DLP		1	1	0	0	0		
13E	General Season		38	20	18	0	n/a		
13E	**TOTAL SUBUNIT**		39	21	18	0	n/a		
13	**TOTAL UNIT**		102	59	43	0	n/a		
Unit 14									
14A	DLP		4	2	0	2	0		
14A	General Season		4	1	3	0	n/a		
14A	**TOTAL SUBUNIT**		8	3	3	2	n/a		
14B	DLP		1	1	0	0	0		
14B	General Season		1	1	0	0	n/a		
14B	**TOTAL SUBUNIT**		2	2	0	0	n/a		
14C	General Season		0	0	0	0	n/a		Most of GMU 14C is closed to brown bear hunting (Chugach State Park, urban Anchorage areas, Anchorage coastal wildlife refuge)
14	**TOTAL UNIT**		10	5	3	2	n/a		
Unit 15									
15A	General Season		2	0	2	0	n/a		
15B	DLP		2	1	1	0	0		
15B	General Season		4	2	2	0	n/a		
15B	**TOTAL SUBUNIT**		6	3	3	0	n/a		
15C	DLP		5	3	2	0	0		
15C	General Season		3	2	1	0	n/a		
15C	**TOTAL SUBUNIT**		8	5	3	0	n/a		
15	**TOTAL UNIT**		16	8	8	0	n/a		
Unit 16									
16A	General Season		7	4	3	0	n/a		
16B	General Season		43	34	9	0	n/a		
16	**TOTAL UNIT**		50	38	12	0	n/a		
Unit 17									
17A	General Season		3	0	3	0	0		
17A	Registration	WBB	0	0	0	0	0		See comment for WBB, GMU 18
17A	**TOTAL SUBUNIT**		3	0	3	0	0		

1994-95 HARVEST INFORMATION BY SPECIES: BROWN BEAR

GMU	TYPE	HUNT	TOTAL HARVEST	SEX			UNREPORTED ILLEGAL	AVERAGE HORN LGTH./ ANTLER WIDTH	COMMENTS
				MALE	FEMALE	UNKNOWN			
Unit 17									
17B	DLP		2	1	1	0	0		
17B	General Season		30	16	14	0	0		
17B	Registration	WBB	0	0	0	0	0		See comment for WBB, GMU 18
17B	**TOTAL SUBUNIT**		32	17	15	0	0		
17C	DLP		5	3	2	0	0		
17C	General Season		10	7	3	0	0		
17C	**TOTAL SUBUNIT**		15	10	5	0	0		
17	**TOTAL UNIT**		50	27	23	0	0		
Unit 18									
18	General Season		5	3	2	0	n/a		
18	Registration	WBB	1	1	0	0	n/a		WBB = Western Brown Bear subsistence hunt. Of the 47 individuals who registered for this hunt, only 9 reported having hunted. The remaining 38 did not hunt. 1 bear was taken in GMU 18 by a hunter from Goodnews Bay
18	**TOTAL UNIT**		6	4	2	0	n/a		
Unit 19									
19A	General Season		7	3	4	0	n/a		
19A	Registration	WBB	0	0	0	0	0		See comment for WBB, GMU 18
19A	**TOTAL SUBUNIT**		7	3	4	0	0		
19B	General Season		24	11	12	1	0		
19B	Registration	WBB	0	0	0	0	0		See comment for WBB, GMU 18
19B	**TOTAL SUBUNIT**		24	11	12	1	0		
19C	General Season		15	11	4	0	n/a		
19D	General Season		2	2	0	0	n/a		
19	**TOTAL UNIT**		48	27	20	1	n/a		
Unit 20									
20A	DLP		1	0	1	0	0		
20A	General Season		10	5	5	0	n/a		
20A	**TOTAL SUBUNIT**		11	5	6	0	n/a		
20B	General Season		7	5	2	0	n/a		
20C	DLP		1	1	0	0	0		
20C	General Season		6	3	3	0	n/a		
20C	Other Mortality		1	1	0	0			Road kill
20C	**TOTAL SUBUNIT**		8	5	3	0			
20D	General Season		6	3	3	0			
20D	DLP		0	0	0	0	1		Illegal = 1 male
20D	**TOTAL SUBUNIT**		6	3	3	0	1		
20E	DLP		0	0	0	0	2		Illegal kills = 1male, 1 female
20E	General Season		11	7	4	0	n/a		
20E	**TOTAL SUBUNIT**		11	7	4	0	2		
20F	General Season		1	1	0	0	n/a		
20	**TOTAL UNIT**		44	26	18	0	3		

1994-95 HARVEST INFORMATION BY SPECIES: BROWN BEAR

GMU	TYPE	HUNT	TOTAL HARVEST	SEX			UNREPORTED ILLEGAL	AVERAGE HORN LGTH./ ANTLER WIDTH	COMMENTS
				MALE	FEMALE	UNKNOWN			
Unit 21									
21A	General Season		3	3	0	0	n/a		
21B	General Season		0	0	0	0	n/a		
21C	General Season		3	1	2	0	n/a		
21D	General Season		4	2	2	0	n/a		
21E	General Season		3	3	0	0	n/a		
21	**TOTAL UNIT**		13	9	4	0	n/a		
Unit 22									
22A	General Season		6	5	0	1	n/a		
22B	Other Mortality		1	1	0	0	0		
22B	General Season		9	7	2	0	n/a		
22B	Drawing	DB688	0	0	0	0	0		
22B	Drawing	DB698	7	5	2	0	0		
22B	**TOTAL SUBUNIT**		17	13	4	0	0		
22C	General Season		5	2	3	0	0		
22C	Drawing	DB688	2	1	1	0	0		
22C	**TOTAL SUBUNIT**		7	3	4	0	0		
22D	DLP		2	2	0	0	0		
22D	General Season		8	4	4	0	0		
22D	Drawing	DB689	1	1	0	0	0		
22D	**TOTAL SUBUNIT**		11	7	4	0	0		
22E	General Season		1	0	1	0	0		
22E	Drawing	DB699	2	2	0	0	0		
22E	**TOTAL SUBUNIT**		3	2	1	0	0		
22	**TOTAL UNIT**		44	30	13	1	0		
Unit 23									
23	DLP		1	1	0	0	n/a		
23	General Season		23	19	4	0	n/a		
23	Drawing	DB781	4	1	3	0	n/a		
23	Drawing	DB791	3	3	0	0	n/a		
23	Registration	NWBB	2	1	0	1	n/a		Twenty-seven GMU 23 residents, 3 "other state residents", 10 GMU 24 residents and 5 GMU 26A residents registered for this hunt. Twelve hunters did not report (9 GMU 23, 1 GMU 24, 2 GMU 26A hunters). Two bears were harvested in this registration hunt; both were from GMU 23 and both were sealed. Brown bears taken in this hunt are not required to be sealed unless they are transported out of the management area. Successful/ unsuccessful status not applicable to this hunt
23	**TOTAL UNIT**		33	25	7	1	n/a		

1994-95 HARVEST INFORMATION BY SPECIES: BROWN BEAR

GMU	TYPE	HUNT	TOTAL HARVEST	SEX			UNREPORTED ILLEGAL	AVERAGE HORN LGTH. / ANTLER WIDTH	COMMENTS
				MALE	FEMALE	UNKNOWN			
Unit 24									
24	General Season		16	7	9	0	n/a		
24	Registration	NWBB	0	0	0	0	n/a		NWBB = Northwest Brown Bear subsistence hunt. 10 GMU 24 Residents registered for this hunt. No harvest was reported in this unit. One hunter failed to report. Successful/unsuccessful status is not applicable in this hunt
24	**TOTAL UNIT**		16	7	9	0	n/a		
Unit 25									
25A	General Season		14	10	4	0	n/a		
25B	General Season		1	1	0	0	n/a		
25C	General Season		1	1	0	0	n/a		
25D	General Season		2	1	1	0	n/a		
25	**TOTAL UNIT**		18	13	5	0	n/a		
Unit 26									
26A	General Season		5	3	2	0	0		
26A	Drawing	DB985	6	5	1	0	0		
26A	Drawing	DB986	5	4	1	0	0		
26A	Drawing	DB995	3	3	0	0	0		
26A	Drawing	DB996	1	1	0	0	0		
26A	Registration	NWBB	0	0	0	0	n/a		NWBB = Northwest Brown Bear subsistence hunt. 5 GMU 26A residents registered for this hunt. No harvest was reported in 26A. Two hunters failed to report. Successful/unsuccessful status is not applicable to this hunt
26A	**TOTAL SUBUNIT**		20	16	4	0	n/a		
26B	General Season		1	1	0	0	0		
26B	General Season		8	4	4	0	n/a		
26B	Drawing	DB987	3	3	0	0	0		
26B	**TOTAL SUBUNIT**		12	8	4	0	0		
26C	General Season		4	2	2	0	n/a		
26	**TOTAL UNIT**		36	26	10	0	n/a		
Unit 27									
27Z	DLP		1	0	1	0	0		
27	**TOTAL UNIT**		1	0	1	0	0		
	TOTAL STATEWIDE		933	599	322	12	16		

1994-95 HARVEST INFORMATION BY SPECIES: CARIBOU

GMU	TYPE	HUNT	TOTAL HARVEST	SEX MALE	SEX FEMALE	SEX UNKNOWN	UNREPORTED ILLEGAL	AVERAGE HORN LGTH./ ANTLER WIDTH	COMMENTS
Unit 07									
07	Drawing	DC001	28	17	11	0	n/a		Also see the Kenai Mtns Herd Summary
07	**TOTAL UNIT**		28	17	11	0	n/a		
Unit 08									
08	General Season		7	1	6	0	n/a		"Caribou" on Kodiak Island are feral reindeer
08	**TOTAL UNIT**		7	1	6	0	n/a		
Unit 09									
09A	General Season		n/a	n/a	n/a	n/a	n/a		See Mulchatna Herd Summary. General Season caribou harvest is not compiled by GMU for the Mulchatna herd
09B	General Season		n/a	n/a	n/a	n/a	n/a		See Mulchatna Herd Summary. General Season caribou harvest is not compiled by GMU for the Mulchatna herd
09C	General Season		n/a	n/a	n/a	n/a	n/a		See Mulchatna and N. Alaska Peninsula Herd summaries. General Season caribou harvest data are not compiled by GMU for these herds
09D	General Season		n/a	n/a	n/a	n/a	n/a		See S. Alaska Peninsula Herd summary. General Season caribou harvest data are not compiled by GMU for this herd
09E	General Season		n/a	n/a	n/a	n/a	n/a		See N. Alaska Peninsula Herd summary. General Season caribou harvest data are not compiled by GMU for this herd
09	**TOTAL UNIT**		n/a	n/a	n/a	n/a	n/a		
Unit 10									
10	Registration	RC550	77	42	35	0	0		This hunt has no bag limit and no closed season. The caribou population on Adak is exceeding its carrying capacity since the naval base there drastically cut back its size and hunter numbers dwindled
10	**TOTAL UNIT**		77	42	35	0	0		
Unit 12									
12	Federal	RC412	24	24	0	0	n/a		Also see the Nelchina Herd Summary
12	Registration	RC460	251	250	0	1	n/a		Also see the Nelchina Herd Summary
12	**TOTAL UNIT**		275	274	0	1	n/a		
Unit 13									
13A	Federal	RC513	10	7	3	0	n/a		Also see the Nelchina Herd Summary
13A	Tier II	TC566	754	563	186	5	n/a		Also see the Nelchina Herd Summary
13A	**TOTAL SUBUNIT**		764	570	189	5	n/a		

1994-95 HARVEST INFORMATION BY SPECIES: CARIBOU

GMU	TYPE	HUNT	TOTAL HARVEST	SEX MALE	SEX FEMALE	SEX UNKNOWN	UNREPORTED ILLEGAL	AVERAGE HORN LGTH / ANTLER WIDTH	COMMENTS
Unit 13									
13B	Federal	RC513	156	130	26	0	n/a		Also see the Nelchina Herd Summary
13B	Tier II	TC566	900	761	136	3	n/a		Also see the Nelchina Herd Summary
13B	**TOTAL SUBUNIT**		1056	891	162	3	n/a		
13C	Federal	RC513	3	3	0	0	n/a		Also see the Nelchina Herd Summary
13C	Tier II	TC566	47	38	9	0	n/a		Also see the Nelchina Herd Summary
13C	**TOTAL SUBUNIT**		50	41	9	0	n/a		
13D	Federal	RC513	0	0	0	0	n/a		Also see the Nelchina Herd Summary
13D	Tier II	TC566	11	7	4	0	n/a		Also see the Nelchina Herd Summary
13D	**TOTAL SUBUNIT**		11	7	4	0	n/a		
13E	Federal	RC513	9	8	1	0	n/a		Also see the Nelchina Herd Summary
13E	Tier II	TC566	1071	697	369	5	n/a		Also see the Nelchina Herd Summary
13E	**TOTAL SUBUNIT**		1080	705	370	5	n/a		
13Z	Federal	RC513	17	10	6	1	n/a		Also see the Nelchina Herd Summary
13Z	Tier II	TC566	320	233	82	5	n/a		Also see the Nelchina Herd Summary
13Z	**TOTAL SUBUNIT**		337	243	88	6	n/a		
13	**TOTAL UNIT**		3298	2457	822	19	n/a		
Unit 14									
14B	Drawing	DC590	6	5	1	0	n/a		Also see the Nelchina Herd Summary
14	**TOTAL UNIT**		6	5	1	0	n/a		
Unit 15									
15B	Drawing	DC608	11	10	1	0	n/a		Also see the Killey River Herd Summary
15	**TOTAL UNIT**		11	10	1	0	n/a		
Unit 16									
16A	General Season		n/a	n/a	n/a	n/a	n/a		See Nelchina Herd summary
16B	General Season		n/a	n/a	n/a	n/a	n/a		See the Rainy Pass Herd summary. Harvest data are not compiled on a GMU basis for this herd
16	**TOTAL UNIT**		n/a	n/a	n/a	n/a	n/a		
Unit 17									
17A	General Season		n/a	n/a	n/a	n/a	n/a		See the Mulchatna Herd summary. Harvest data on a GMU basis are not compiled for this herd
17A	Federal	RC717	7	4	3	0	n/a		Also see the Nushagak Herd Summary
17A	**TOTAL SUBUNIT**		7	4	3	0	n/a		
17B	General Season		n/a	n/a	n/a	n/a	n/a		See the Mulchatna Herd summary. Harvest data on a GMU basis are not compiled for this herd

1994-95 HARVEST INFORMATION BY SPECIES: CARIBOU

GMU	TYPE	HUNT	TOTAL HARVEST	SEX			UNREPORTED ILLEGAL	AVERAGE HORN LGTH./ ANTLER WIDTH	COMMENTS
				MALE	FEMALE	UNKNOWN			
Unit 17									
17C	General Season		n/a	n/a	n/a	n/a	n/a		See the Mulchatna Herd summary. Harvest data on a GMU basis are not compiled for this herd
17C	Federal	RC717	20	13	7	0	n/a		Also see the Nushagak Herd summary
17C	**TOTAL SUBUNIT**		20	13	7	0	n/a		
17Z	Federal	RC717	4	4	0	0	n/a		Also see the Nushagak Herd summary
17	**TOTAL UNIT**		31	21	10	0	n/a		
Unit 18									
18	General Season		128	115	13	0	n/a		Also see the Mulchatna Herd summary
18	Federal	RC718	28	22	5	1	n/a		Also see the Kilbuck Herd summary
18	Registration	RC767	19	19	0	0	n/a		Also see the Kilbuck Herd summary
18	**TOTAL UNIT**		175	156	18	1	n/a		
Unit 19									
19A	General Season		n/a	n/a	n/a	n/a	n/a		See the Beaver Mtns and Mulchatna Herd summaries. Caribou harvest data are not compiled on a GMU basis for these herds
19B	General Season		n/a	n/a	n/a	n/a	n/a		See the Mulchatna Herd summary. Caribou harvest data are not compiled on a GMU basis for this herd
19C	General Season		n/a	n/a	n/a	n/a	n/a		See Big River, Rainy Pass, Tonzona, and Farewell Herd summaries. Caribou harvest data are not compiled on a GMU basis for these herds
19D	General Season		n/a	n/a	n/a	n/a	n/a		See Beaver Mtns, Big River, Tonzona and Sunshine Mtns Herd summaries. Caribou harvest data are not compiled on a GMU basis for these herds
19	**TOTAL UNIT**		n/a	n/a	n/a	n/a	n/a		
Unit 20									
20B	General Season		4	4	0	0	n/a		Also see the White Mtns and Fortymile Herd summaries
20B	Registration	RC863	10	10	0	0	n/a		Also see the Fortymile Herd Summary
20B	Drawing	DC877	1	0	1	0	n/a		Also see the White Mtns Herd Summary
20B	Drawing	DC878	0	0	0	0	n/a		Also see the White Mtns Herd Summary
20B	**TOTAL SUBUNIT**		15	14	1	0	n/a		
20D	Registration	RC863	4	4	0	0	n/a		Also see the Fortymile Herd Summary
20E	Federal	RC820	3	3	0	0	n/a		Also see the Fortymile Herd summary.
20E	Registration	RC865	277	275	2	0	n/a		Also see the Fortymile Herd Summary
20E	**TOTAL SUBUNIT**		280	278	2	0	n/a		
20F	General Season		1	1	0	0	n/a		Also see the White Mtns Herd summary
20F	Drawing	DC877	1	1	0	0	n/a		Also see the White Mtns Herd summary
20F	Drawing	DC878	0	0	0	0	n/a		Also see the White Mtns Herd summary
20F	**TOTAL SUBUNIT**		2	2	0	0	n/a		
20	**TOTAL UNIT**		301	298	3	0	n/a		

1994-95 HARVEST INFORMATION BY SPECIES: CARIBOU

GMU	TYPE	HUNT	TOTAL HARVEST	SEX			UNREPORTED ILLEGAL	AVERAGE HORN LGTH./ ANTLER WIDTH	COMMENTS
				MALE	FEMALE	UNKNOWN			
Unit 21									
21A	General Season		n/a	n/a	n/a	n/a	n/a		See the Beaver Mtns, Sunshine Mtns and W. Arctic Herd summaries. Caribou harvest data are not compiled on a GMU basis for these herds
21B	General Season		0	0	0	0	n/a		Also see the Wolf Mtns and Galena Mtn Herd summaries
21C	General Season		2	2	0	0	0		Also see the Wolf Mtn and W. Arctic Herd summaries.
21D	General Season		2	2	0	0	n/a		Also see the Galena Mtn, and W. Arctic Herd summaries.
21E	General Season		n/a	n/a	n/a	n/a	n/a		See the W. Arctic Herd summary. Caribou harvest data are not compiled on a GMU basis for this herd
21	**TOTAL UNIT**		4	4	0	0	n/a		
Unit 22									
22A	General Season		n/a	n/a	n/a	n/a	n/a		See the W. Arctic Herd summary. Harvest data are not compiled on a GMU basis for this herd
22B	General Season		n/a	n/a	n/a	n/a	n/a		See the W. Arctic Herd summary. Harvest data are not compiled on a GMU basis for this herd
22	**TOTAL UNIT**		n/a	n/a	n/a	n/a	n/a		
Unit 23									
23	General Season		n/a	n/a	n/a	n/a	n/a		See the W. Arctic Herd summary
23	**TOTAL UNIT**		n/a	n/a	n/a	n/a	n/a		
Unit 24									
24	General Season		2	2	0	0	n/a		Also see the Ray Mtns and W. Arctic Herd summaries
24	**TOTAL UNIT**		2	2	0	0	n/a		
Unit 25									
25A	General Season		52	52	0	0	200		Also see the Porcupine Herd summary
25B	General Season		7	5	2	0	10		Also see the Porcupine Herd summary
25C	General Season		13	13	0	0	n/a		Also see the White Mtns Herd summary
25C	Federal	RC825	0	0	0	0	n/a		Also see the Fortymile Herd summary
25C	Registration	RC865	18	18	0	0	n/a		Also see the Fortymile Herd Summary
25C	Drawing	DC877	1	0	1	0	n/a		Also see the White Mtns Herd Summary
25C	Drawing	DC878	0	0	0	0	n/a		Also see the White Mtns Herd Summary
25C	**TOTAL SUBUNIT**		32	31	1	0	n/a		

1994-95 HARVEST INFORMATION BY SPECIES: CARIBOU

GMU	TYPE	HUNT	TOTAL HARVEST	SEX			UNREPORTED ILLEGAL	AVERAGE HORN LGTH./ ANTLER WIDTH	COMMENTS
				MALE	FEMALE	UNKNOWN			
Unit 25									
25D	General Season		0	0	0	0	n/a		Also see the Porcupine and White Mtn Herd summaries
25D	Federal	RC825	0	0	0	0	n/a		Also see the Fortymile Herd summary
25D	**TOTAL SUBUNIT**		0	0	0	0	n/a		
25Z	Federal	RC825	0	0	0	0	n/a		Also see the Fortymile Herd summary
25	**TOTAL UNIT**		91	88	3	0	210		
Unit 26									
26A	General Season		n/a	n/a	n/a	n/a	n/a		See the W. Arctic Herd summary
26B	General Season		341	321	20	0	n/a		Also see the Porcupine and Central Arctic Herd summaries
26C	General Season		11	10	1	0	n/a		Also see the Porcupine Herd summary
26	**TOTAL UNIT**		352	331	21	0	n/a		
	TOTAL STATEWIDE		4658	3706	931	21	210		

CARIBOU HERDS BY UNIT/SUBUNIT

HERD	UNIT
Adak	10
Alaska Peninsula (N)	9C,E
Alaska Peninsula (S)	9D, 10
Andreafsky[3]	18, 22A
Beaver Mountains[6]	19A,D, 21A
Big River	19C,D
Central Arctic	26B
Chisana	12
Delta[5]	20A
Denali	13E, 20C
Farewell	19C
Fortymile	20B,D,E, 25C
Fox River	15C
Galena Mountain[1]	21D
Kenai Lowlands	15A
Kenai Mountains	7, 15A
Kilbuck Mountains	18, 19B
Killey River	15B
Kokrines[1]	20F,21B,C,D,24
Kuskokwim Mountains[6]	19A,D, 21A
Macomb	12, 20D
Mentasta	11, 12
Mulchatna	9B,C, 17A,B,C, 18, 19A,B
Nelchina	12, 13A,B,C,D,E, 14B
Nushagak Peninsula	17A,C
Porcupine	25A,B,D, 26B,C
Rainy Pass	16B, 19C
Ray Mountains[1]	24
Sunshine Mountains	19D, 21A
Teshekpuk[4]	26A
Tonzona	19C,D
Tustumena Bench[2]	15B,C
Twin Lakes[7]	15B
Western Arctic[4]	21A,C,D,E, 22A,B, 23, 24, 26A
White Mountains	20B,F, 25C,D
Wolf Mountain[1]	21C
Yanert[5]	20A

[1]Galena Mountain, Ray Mountains, and Wolf Mountains herds comprise the Kokrines Herd.
[2]Tustumena Bench Herd has split into Killey River and Fox River Herds.
[3]Andreafsky Herd may not exist anymore
[4]Teshekpuk Herd included in W. Arctic Herd
[5]Yankert Herd included in Delta Herd
[6]Kuskokwim Mountains Herd same as Beaver Mountains Herd
[7]Twin Lakes has split from the Killey River herd

1994-95 CARIBOU HARVEST INFORMATION BY HERD

HERD	GENERAL SEASON TOTAL REPORTED HARVEST	GENERAL SEASON SEX MALE	GENERAL SEASON SEX FEMALE	GENERAL SEASON SEX UNKN	GENERAL SEASON UNREPTD HARVEST	DRAWING PERMITS TOTAL REPORTED HARVEST	DRAWING PERMITS SEX MALE	DRAWING PERMITS SEX FEMALE	DRAWING PERMITS SEX UNKN	REGISTRATION PERMITS TOTAL REPORTED HARVEST	REGISTRATION PERMITS SEX MALE	REGISTRATION PERMITS SEX FEMALE	REGISTRATION PERMITS SEX UNKN	EST. HARVEST LOW	EST. HARVEST HIGH
ADAK										77	42	35		77	77
BEAVER MOUNTAINS	2	2												2	2
BIG RIVER	46	46												46	46
CENTRAL ARCTIC	341	321	20											341	341
CHISANA															
DELTA															
FAREWELL	36	36												36	36
FORTYMILE					26					312	310	2		312	338
FOX RIVER															
GALENA MOUNTAIN	2	2												2	2
KENAI LOWLANDS															
KENAI MOUNTAINS						28	17	11						28	28
KILBUCK MOUNTAINS										47	41	5	1	47	47
KILLEY RIVER						11	10	1						11	11
MACOMB															
MENTASTA															
MULCHATNA	3429	2746	664	19	2700									3429	6129
N. ALASKA PENINSULA	573	476	91	6	700									573	1273
NELCHINA						3109	2304	787	18	470	432	36	2	3579	3579
NUSHAGAK PENINSULA										31	21	10		31	35

HERD COMMENTS

ADAK	MULTIPLE BAG LIMIT, NO CLOSED SEASON—TOTAL INCLUDES 10 FROM FWP INVESTIGATION
BEAVER MOUNTAINS	INCLUDES KUSKOKWIM MTS. HERD
BIG RIVER	
CENTRAL ARCTIC	MULTIPLE BAG LIMIT
CHISANA	NO OPEN SEASON
DELTA	NO OPEN SEASON—INCLUDES YANERT HERD
FAREWELL	
FORTYMILE	REGISTRATION TOTALS REPRESENT COMBINED STATE AND FEDERAL HUNTS—TOTAL PERMITS INCLUDES EST. NO. OF FEDERAL PERMITS ISSUED
FOX RIVER	NO OPEN SEASON
GALENA MOUNTAIN	
KENAI LOWLANDS	NO OPEN SEASON
KENAI MOUNTAINS	
KILBUCK MOUNTAINS	REGISTRATION TOTALS REPRESENT COMBINED STATE AND FEDERAL HUNTS
KILLEY RIVER	SPLIT INTO KILLEY RIVER AND TWIN LAKES HERDS
MACOMB	NO OPEN SEASON
MENTASTA	NO OPEN SEASON
MULCHATNA	MULTIPLE BAG LIMIT—HIGH UNREPORTED HARVEST
N. ALASKA PENINSULA	MULTIPLE BAG LIMIT, TOTAL HARVEST INCLUDES AN UNKNOWN NUMBER OF MULCHATNA ANIMALS. BAG LIMIT REDUCED BY EMERGENCY REGULATION IN 9(C), AND PORTION OF 9(C) CLOSED BY E.O.
NELCHINA	DRAWING PERMIT FIGURES REPRESENT STATE TIER II & DRAWING PERMIT HUNTS—PORTION OF 13(E) CLOSED BY E.O.
NUSHAGAK PENINSULA	AREA BIOLOGIST DATA = 10 MALE, 19 FEMALE, 6 UNKNOWN, 38 TOTAL HUNTERS, 92.11% SUCCESSFUL, UNKNOWN DAYS

1994-95 CARIBOU HARVEST INFORMATION BY HERD

	GENERAL SEASON					DRAWING PERMITS				REGISTRATION PERMITS					
HERD	TOTAL REPORTED HARVEST	SEX MALE	SEX FEMALE	SEX UNKN	UNREPTD HARVEST	TOTAL REPORTED HARVEST	SEX MALE	SEX FEMALE	SEX UNKN	TOTAL REPORTED HARVEST	SEX MALE	SEX FEMALE	SEX UNKN	EST. HARVEST LOW	EST. HARVEST HIGH
PORCUPINE	70	67	3		210									70	280
RAINY PASS	57	57												57	57
RAY MOUNTAINS	2	2			10									2	12
S. ALASKA PENINSULA															
SUNSHINE MOUNTAINS	0	0												0	0
TONZONA	25	25												25	25
TWIN LAKES															
WESTERN ARCTIC	1130	n/a	n/a	1130										1130	1130
WHITE MOUNTAINS	18	18				3	1	2						21	21
WOLF MOUNTAIN	2	2												2	2

HERD COMMENTS

PORCUPINE	MULTIPLE BAG LIMIT
RAINY PASS	
RAY MOUNTAINS	
S. ALASKA PENINSULA	NO OPEN SEASON—CLOSED BY E.O.
SUNSHINE MOUNTAINS	
TONZONA	
TWIN LAKES	NO OPEN SEASON
WESTERN ARCTIC	MULTIPLE BAG LIMIT—HIGH UNREPORTED HARVEST—INCLUDES TESHEKPUK HERD
WHITE MOUNTAINS	
WOLF MOUNTAIN	

1994-95 HARVEST INFORMATION BY SPECIES: COYOTE

GMU	TYPE	HUNT	TOTAL HARVEST	SEX			UNREPORTED ILLEGAL	AVERAGE HORN LGTH./ ANTLER WIDTH	COMMENTS
				MALE	FEMALE	UNKNOWN			
Unit 14									
14A	Hunting/Trapping		8	0	0	8	n/a		Minimum reported harvest from trapper questionnaire
14B	Hunting/Trapping		n/a	n/a	n/a	n/a	n/a		
14	**TOTAL UNIT**		8	0	0	8	n/a		
Unit 16									
16A	Hunting/Trapping		4	0	0	4	n/a		Minimum reported harvest from trapper questionnaire
16B	Hunting/Trapping		12	0	0	12	n/a		Minimum reported harvest from trapper questionnaire
16	**TOTAL UNIT**		16	0	0	16	n/a		
Unit 19									
19Z	Hunting/Trapping		12	0	0	12	n/a		Total harvest estimate based on trapper questionnaire results
19	**TOTAL UNIT**		12	0	0	12	n/a		
	TOTAL STATEWIDE		36	0	0	36	n/a		

DATA IS PRESENTED ONLY FOR UNITS WHERE INFORMATION IS AVAILABLE FROM LOCAL AREA BIOLOGIST

1994-95 HARVEST INFORMATION BY SPECIES: DEER

GMU	TYPE	HUNT	TOTAL HARVEST	SEX			UNREPORTED ILLEGAL	AVERAGE HORN LGTH./ ANTLER WIDTH	COMMENTS
				MALE	FEMALE	UNKNOWN			
Unit 01									
01A	General Season		912	877	35	0	n/a		Data estimated from hunter surveys
01B	General Season		184	184	0	0	n/a		Data estimated from hunter surveys
01C	General Season		659	427	232	0	n/a		Data estimated from hunter surveys
01	**TOTAL UNIT**		1755	1488	267	0	n/a		
Unit 02									
02	General Season		2824	2762	62	0	n/a		Data estimated from hunter surveys
02	**TOTAL UNIT**		2824	2762	62	0	n/a		
Unit 03									
03	General Season		690	690	0	0	n/a		Data estimated from hunter surveys
03	Registration	RD606	160	160	0	0	n/a		
03	**TOTAL UNIT**		850	850	0	0	n/a		
Unit 04									
04	General Season		10836	7358	3478	0	n/a		Data estimated from hunter surveys
04	**TOTAL UNIT**		10836	7358	3478	0	n/a		
Unit 05									
05A	General Season		5	5	0	0	n/a		
05	**TOTAL UNIT**		5	5	0	0	n/a		
Unit 06									
06A	General Season		0	0	0	0	0		No reported harvest or effort
06B	General Season		0	0	0	0	0		No reported harvest or effort
06C	General Season		5	5	0	0	n/a		Data estimated from hunter surveys
06D	General Season		2682	1706	976	0	n/a		Data estimated from hunter surveys. Correct transportation data not available
06	**TOTAL UNIT**		2687	1711	976	0	n/a		
Unit 08									
08	General Season		10400	8270	2130	0	n/a		Data estimated from hunter surveys
08	**TOTAL UNIT**		10400	8270	2130	0	n/a		
Unit 27									
27Z	General Season		270	206	64	0	n/a		Data estimated from hunter surveys. GMUs 1-5, specific location unknown
27Z	Federal	RD701	1	0	1	0	n/a		RD701 does not appear in the Federal Subsistence Regulation book. It is unknown where this hunt was held
27	**TOTAL UNIT**		271	206	65	0	n/a		
	TOTAL STATEWIDE		29628	22650	6978	0	n/a		

1994-95 HARVEST INFORMATION BY SPECIES: ELK

GMU	TYPE	HUNT	TOTAL HARVEST	SEX			UNREPORTED ILLEGAL	AVERAGE HORN LGTH./ ANTLER WIDTH	COMMENTS
				MALE	FEMALE	UNKNOWN			
Unit 08									
08	Drawing	DE702	3	2	1	0	n/a		
08	Drawing	DE703	3	3	0	0	n/a		
08	Drawing	DE704	2	2	0	0	n/a		
08	Drawing	DE705	2	1	1	0	n/a		
08	Drawing	DE706	3	1	2	0	n/a		
08	Drawing	DE707	1	1	0	0	n/a		
08	Drawing	DE712	22	14	8	0	n/a		
08	Drawing	DE714	21	17	4	0	n/a		
08	Drawing	DE716	9	5	4	0	n/a		
08	Registration	RE753	8	4	4	0	n/a		
08	Registration	RE754	11	8	3	0	n/a		
08	**TOTAL UNIT**		85	58	27	0	n/a		
	TOTAL STATEWIDE		85	58	27	0	n/a		

1994-95 HARVEST INFORMATION BY SPECIES: FOX

GMU	TYPE	HUNT	TOTAL HARVEST	SEX			UNREPORTED ILLEGAL	AVERAGE HORN LGTH./ ANTLER WIDTH	COMMENTS
				MALE	FEMALE	UNKNOWN			
Unit 14									
14A	Hunting/Trapping		5	0	0	5	n/a		Minimum reported harvest from trapper questionnaire
14B	Hunting/Trapping		2	0	0	2	n/a		Minimum reported harvest from trapper questionnaire
14	**TOTAL UNIT**		7	0	0	7	n/a		
Unit 16									
16A	Hunting/Trapping		n/a	n/a	n/a	n/a	n/a		
16B	Hunting/Trapping		9	0	0	9	n/a		Minimum reported harvest from trapper questionnaire
16	**TOTAL UNIT**		9	0	0	9	n/a		
Unit 19									
19Z	Hunting/Trapping		133	0	0	133	n/a		Total harvest estimate based on trapper questionnaire results
19	**TOTAL UNIT**		133	0	0	133	n/a		
	TOTAL STATEWIDE		149	0	0	149	n/a		

DATA IS PRESENTED ONLY FOR UNITS WHERE INFORMATION IS AVAILABLE FROM LOCAL AREA BIOLOGIST

1994-95 HARVEST INFORMATION BY SPECIES: LYNX

GMU	TYPE	HUNT	TOTAL HARVEST	SEX			UNREPORTED ILLEGAL	AVERAGE HORN LGTH./ ANTLER WIDTH	COMMENTS
				MALE	FEMALE	UNKNOWN			
Unit 01									
01A	Hunting/Trapping		1	0	0	1	n/a		
01B	Hunting/Trapping		0	0	0	0	n/a		
01C	Hunting/Trapping		1	0	1	0	n/a		
01D	Hunting/Trapping		0	0	0	0	n/a		
01	**TOTAL UNIT**		2	0	1	1	n/a		
Unit 02									
02	Hunting/Trapping		0	0	0	0	n/a		
02	**TOTAL UNIT**		0	0	0	0	n/a		
Unit 03									
03	Hunting/Trapping		0	0	0	0	n/a		
03	**TOTAL UNIT**		0	0	0	0	n/a		
Unit 05									
05A	Hunting/Trapping		5	3	2	0	n/a		
05B	Hunting/Trapping		0	0	0	0	n/a		
05	**TOTAL UNIT**		5	3	2	0	n/a		
Unit 09									
09A	Hunting/Trapping		1	0	0	1	n/a		
09B	Hunting/Trapping		11	0	0	11	n/a		7 trappers took 11 lynx. Transportation data reflect mode of transport for each animal taken
09C	Hunting/Trapping		33	0	0	33	n/a		10 trappers took 33 lynx. Transportion data reflect mode of transport for each animal taken
09D	Hunting/Trapping		0	0	0	0	n/a		
09E	Hunting/Trapping		3	0	0	3	n/a		1 trapper took 3 lynx. Transportation data reflect mode of transportation for each animal taken
09	**TOTAL UNIT**		48	0	0	48	n/a		
Unit 11									
11	Hunting/Trapping		16	0	0	16	n/a		
11	**TOTAL UNIT**		16	0	0	16	n/a		
Unit 12									
12	Hunting/Trapping		89	0	0	89	n/a		
12	**TOTAL UNIT**		89	0	0	89	n/a		

1994-95 HARVEST INFORMATION BY SPECIES: LYNX

GMU	TYPE	HUNT	TOTAL HARVEST	SEX			UNREPORTED ILLEGAL	AVERAGE HORN LGTH./ ANTLER WIDTH	COMMENTS
				MALE	FEMALE	UNKNOWN			
Unit 13									
13A	Hunting/Trapping		14	0	0	14	n/a		
13B	Hunting/Trapping		15	0	0	15	n/a		
13C	Hunting/Trapping		30	0	0	30	n/a		
13D	Hunting/Trapping		19	0	0	19	n/a		
13E	Hunting/Trapping		0	0	0	0	n/a		
13	**TOTAL UNIT**		78	0	0	78	n/a		
Unit 14									
14C	Other Mortality		1	0	0	1	n/a		Trapping season was closed, but one lynx was sealed as a roadkill
14	**TOTAL UNIT**		1	0	0	1	n/a		
Unit 15									
15A	Hunting/Trapping		4	0	0	4	n/a		
15	**TOTAL UNIT**		4	0	0	4	n/a		
Unit 17									
17A	Hunting/Trapping		0	0	0	0	0		GMU 17A average harvest = 0.0 lynx/ successful trapper
17B	Hunting/Trapping		9	4	2	3	0		GMU 17B average harvest = 1.8 lynx/ successful trapper
17C	Hunting/Trapping		19	6	13	0	0		GMU 17C average harvest = 2.1 lynx/ successful trapper
17	**TOTAL UNIT**		28	10	15	3	0		
Unit 18									
18	Hunting/Trapping		8	0	0	8	n/a		
18	**TOTAL UNIT**		8	0	0	8	n/a		
Unit 19									
19A	Hunting/Trapping		21	0	0	21	n/a		
19B	Hunting/Trapping		12	0	0	12	n/a		
19C	Hunting/Trapping		6	0	0	6	n/a		
19D	Hunting/Trapping		10	0	0	10	n/a		
19	**TOTAL UNIT**		49	0	0	49	n/a		
Unit 20									
20A	Hunting/Trapping		23	0	0	23	n/a		
20B	Hunting/Trapping		45	0	0	45	n/a		
20C	Hunting/Trapping		27	0	0	27	n/a		
20D	Hunting/Trapping		35	0	0	35	n/a		
20E	Hunting/Trapping		23	0	0	23	n/a		
20F	Hunting/Trapping		4	0	0	4	n/a		
20	**TOTAL UNIT**		157	0	0	157	n/a		

1994-95 HARVEST INFORMATION BY SPECIES: LYNX

GMU	TYPE	HUNT	TOTAL HARVEST	SEX MALE	SEX FEMALE	SEX UNKNOWN	UNREPORTED ILLEGAL	AVERAGE HORN LGTH./ ANTLER WIDTH	COMMENTS
Unit 21									
21A	Hunting/Trapping		3	0	0	3	n/a		
21B	Hunting/Trapping		4	0	0	4	n/a		
21C	Hunting/Trapping		0	0	0	0	n/a		
21D	Hunting/Trapping		3	0	0	3	n/a		
21E	Hunting/Trapping		12	0	0	12	n/a		
21	**TOTAL UNIT**		22	0	0	22	n/a		
Unit 22									
22A	Hunting/Trapping		3	0	0	3	n/a		
22B	Hunting/Trapping		1	0	0	1	n/a		
22C	Hunting/Trapping		0	0	0	0	n/a		
22D	Hunting/Trapping		0	0	0	0	n/a		
22E	Hunting/Trapping		0	0	0	0	n/a		
22	**TOTAL UNIT**		4	0	0	4	n/a		
Unit 23									
23	Hunting/Trapping		1	0	1	0	n/a		
23	**TOTAL UNIT**		1	0	1	0	n/a		
Unit 24									
24	Hunting/Trapping		35	0	0	35	n/a		
24	**TOTAL UNIT**		35	0	0	35	n/a		
Unit 25									
25A	Hunting/Trapping		6	0	0	6	n/a		
25B	Hunting/Trapping		69	0	0	69	n/a		
25C	Hunting/Trapping		5	0	0	5	n/a		
25D	Hunting/Trapping		186	0	0	186	n/a		
25	**TOTAL UNIT**		266	0	0	266	n/a		
Unit 26									
26A	Hunting/Trapping		0	0	0	0	0		
26B	Hunting/Trapping		3	0	0	3	n/a		
26C	Hunting/Trapping		0	0	0	0	n/a		
26	**TOTAL UNIT**		3	0	0	3	n/a		
	TOTAL STATEWIDE		816	13	19	784	n/a		

1994-95 HARVEST INFORMATION BY SPECIES: MARTEN

GMU	TYPE	HUNT	TOTAL HARVEST	SEX			UNREPORTED ILLEGAL	AVERAGE HORN LGTH./ ANTLER WIDTH	COMMENTS
				MALE	FEMALE	UNKNOWN			
Unit 01									
01A	Trapping		143	94	49	0	n/a		
01B	Trapping		80	59	21	0	n/a		
01C	Trapping		190	130	57	3	n/a		
01D	Trapping		151	120	31	0	n/a		
01	**TOTAL UNIT**		564	403	158	3	n/a		
Unit 02									
02	Trapping		1043	669	369	5	n/a		
02	**TOTAL UNIT**		1043	669	369	5	n/a		
Unit 03									
03	Trapping		101	69	23	9	n/a		
03	**TOTAL UNIT**		101	69	23	9	n/a		
Unit 04									
04	Trapping		241	171	60	10	n/a		
04	**TOTAL UNIT**		241	171	60	10	n/a		
Unit 05									
05A	Trapping		290	172	118	0	n/a		Transport data reflects animals taken, not number of trappers
05B	Trapping		0	0	0	0	n/a		
05	**TOTAL UNIT**		290	172	118	0	n/a		
Unit 06									
06A	Trapping		n/a	n/a	n/a	n/a	n/a		There are no marten sealing requirements in GMU 6
06B	Trapping		n/a	n/a	n/a	n/a	n/a		There are no marten sealing requirements in GMU 6
06C	Trapping		n/a	n/a	n/a	n/a	n/a		There are no marten sealing requirements in GMU 6
06D	Trapping		n/a	n/a	n/a	n/a	n/a		There are no marten sealing requirements in GMU 6
06	**TOTAL UNIT**		n/a	n/a	n/a	n/a	n/a		
Unit 07									
07	Trapping		110	72	36	2	n/a		
07	**TOTAL UNIT**		110	72	36	2	n/a		
Unit 08									
08	Trapping		n/a	n/a	n/a	n/a	n/a		There are no marten sealing requirements in GMU 8
08	**TOTAL UNIT**		n/a	n/a	n/a	n/a	n/a		

1994-95 HARVEST INFORMATION BY SPECIES: MARTEN

GMU	TYPE	HUNT	TOTAL HARVEST	SEX MALE	SEX FEMALE	SEX UNKNOWN	UNREPORTED ILLEGAL	AVERAGE HORN LGTH./ ANTLER WIDTH	COMMENTS
Unit 09									
09B	Trapping		n/a	n/a	n/a	n/a	n/a		There are no marten sealing requirements in GMU 9
09C	Trapping		n/a	n/a	n/a	n/a	n/a		There are no marten sealing requirements in GMU 9
09D	Trapping		n/a	n/a	n/a	n/a	n/a		There are no marten sealing requirements in GMU 9
09E	Trapping		n/a	n/a	n/a	n/a	n/a		There are no marten sealing requirements in GMU 9
09	**TOTAL UNIT**		n/a	n/a	n/a	n/a	n/a		
Unit 11									
11	Trapping		n/a	n/a	n/a	n/a	n/a		There are no marten sealing requirements in GMU 11
11	**TOTAL UNIT**		n/a	n/a	n/a	n/a	n/a		
Unit 12									
12	Trapping		n/a	n/a	n/a	n/a	n/a		There are no marten sealing requirements in GMU 12
12	**TOTAL UNIT**		n/a	n/a	n/a	n/a	n/a		
Unit 13									
13A	Trapping		n/a	n/a	n/a	n/a	n/a		There are no marten sealing requirements in GMU 13A
13B	Trapping		n/a	n/a	n/a	n/a	n/a		There are no marten sealing requirements in GMU 13B
13C	Trapping		n/a	n/a	n/a	n/a	n/a		There are no marten sealing requirements in GMU 13C
13D	Trapping		n/a	n/a	n/a	n/a	n/a		There are no marten sealing requirements in GMU 13D
13E	Trapping		41	31	10	0	n/a		Marten sealing is required in GMU 13E
13	**TOTAL UNIT**		41	31	10	0	n/a		
Unit 14									
14A	Trapping		10	5	5	0	n/a		
14B	Trapping		8	5	3	0	n/a		
14C	Trapping		10	5	5	0	n/a		
14	**TOTAL UNIT**		28	15	13	0	n/a		
Unit 15									
15A	Trapping		n/a	n/a	n/a	n/a	n/a		There is no sealing requirement for marten in GMU 15
15C	Trapping		n/a	n/a	n/a	n/a	n/a		There is no sealing requirement for marten in GMU 15
15	**TOTAL UNIT**		n/a	n/a	n/a	n/a	n/a		

1994-95 HARVEST INFORMATION BY SPECIES: MARTEN

GMU	TYPE	HUNT	TOTAL HARVEST	SEX			UNREPORTED ILLEGAL	AVERAGE HORN LGTH / ANTLER WIDTH	COMMENTS
				MALE	FEMALE	UNKNOWN			
Unit 16									
16A	Trapping		21	9	5	7	n/a		
16B	Trapping		76	19	17	40	n/a		
16	**TOTAL UNIT**		97	28	22	47	n/a		
Unit 17									
17A	Trapping		n/a	n/a	n/a	n/a	n/a		There are no marten sealing requirements in GMU 17
17B	Trapping		n/a	n/a	n/a	n/a	n/a		There are no marten sealing requirements in GMU 17
17C	Trapping		n/a	n/a	n/a	n/a	n/a		There are no marten sealing requirements in GMU 17
17	**TOTAL UNIT**		n/a	n/a	n/a	n/a	n/a		
Unit 18									
18	Trapping		n/a	n/a	n/a	n/a	n/a		There are no marten sealing requirements in GMU 18
18	**TOTAL UNIT**		n/a	n/a	n/a	n/a	n/a		
Unit 19									
19A	Trapping		n/a	n/a	n/a	n/a	n/a		There are no marten sealing requirements in GMU 19. See GMU 19Z for unit-wide summary
19B	Trapping		n/a	n/a	n/a	n/a	n/a		There are no marten sealing requirements in GMU 19. See GMU 19Z for unit-wide summary
19C	Trapping		n/a	n/a	n/a	n/a	n/a		There are no marten sealing requirements in GMU 19. See GMU 19Z for unit-wide summary
19D	Trapping		n/a	n/a	n/a	n/a	n/a		There are no marten sealing requirements in GMU 19. See GMU 19Z for unit-wide summary
19Z	Trapping		2391	0	0	2391	n/a		All marten harvest for GMU 19 summarized here. Total harvest information is obtained from trapper questionnaire. One marten taken from GMU 19C was sealed. The trapper was a non- resident and the mode of transport was a plane
19	**TOTAL UNIT**		2391	0	0	2391	n/a		

1994-95 HARVEST INFORMATION BY SPECIES: MARTEN

GMU	TYPE	HUNT	TOTAL HARVEST	SEX			UNREPORTED ILLEGAL	AVERAGE HORN LGTH./ ANTLER WIDTH	COMMENTS
				MALE	FEMALE	UNKNOWN			
Unit 20									
20A	Trapping		n/a	n/a	n/a	n/a	n/a		There are no marten sealing requirements in GMU 20
20B	Trapping		n/a	n/a	n/a	n/a	n/a		There are no marten sealing requirements in GMU 20
20C	Trapping		n/a	n/a	n/a	n/a	n/a		There are no marten sealing requirements in GMU 20
20D	Trapping		n/a	n/a	n/a	n/a	n/a		There are no marten sealing requirements in GMU 20
20E	Trapping		n/a	n/a	n/a	n/a	n/a		There are no marten sealing requirements in GMU 20
20F	Trapping		n/a	n/a	n/a	n/a	n/a		There are no marten sealing requirements in GMU 20
20	**TOTAL UNIT**		n/a	n/a	n/a	n/a	n/a		
Unit 21									
21A	Trapping		n/a	n/a	n/a	n/a	n/a		There are no marten sealing requirements in GMU 21
21B	Trapping		n/a	n/a	n/a	n/a	n/a		There are no marten sealing requirements in GMU 21
21C	Trapping		n/a	n/a	n/a	n/a	n/a		There are no marten sealing requirements in GMU 21
21D	Trapping		n/a	n/a	n/a	n/a	n/a		There are no marten sealing requirements in GMU 21
21E	Trapping		n/a	n/a	n/a	n/a	n/a		There are no marten sealing requirements in GMU 21
21	**TOTAL UNIT**		n/a	n/a	n/a	n/a	n/a		
Unit 22									
22A	Trapping		n/a	n/a	n/a	n/a	n/a		There are no marten sealing requirements in GMU 22
22B	Trapping		n/a	n/a	n/a	n/a	n/a		There are no marten sealing requirements in GMU 22
22C	Trapping		n/a	n/a	n/a	n/a	n/a		There are no marten sealing requirements in GMU 22
22D	Trapping		n/a	n/a	n/a	n/a	n/a		There are no marten sealing requirements in GMU 22
22E	Trapping		n/a	n/a	n/a	n/a	n/a		There are no marten sealing requirements in GMU 22
22	**TOTAL UNIT**		n/a	n/a	n/a	n/a	n/a		
Unit 24									
24	Trapping		n/a	n/a	n/a	n/a	n/a		There are no marten sealing requirements in GMU 24
24	**TOTAL UNIT**		n/a	n/a	n/a	n/a	n/a		

1994-95 HARVEST INFORMATION BY SPECIES: MARTEN

GMU	TYPE	HUNT	TOTAL HARVEST	SEX			UNREPORTED ILLEGAL	AVERAGE HORN LGTH./ ANTLER WIDTH	COMMENTS
				MALE	FEMALE	UNKNOWN			
Unit 25									
25A	Trapping		n/a	n/a	n/a	n/a	n/a		There are no marten sealing requirements in GMU 25
25B	Trapping		n/a	n/a	n/a	n/a	n/a		There are no marten sealing requirements in GMU 25
25C	Trapping		n/a	n/a	n/a	n/a	n/a		There are no marten sealing requirements in GMU 25
25D	Trapping		n/a	n/a	n/a	n/a	n/a		There are no marten sealing requirements in GMU 25
25	**TOTAL UNIT**		n/a	n/a	n/a	n/a	n/a		
	TOTAL STATEWIDE		4906	1630	809	2467	n/a		

1994-95 HARVEST INFORMATION BY SPECIES: MINK

GMU	TYPE	HUNT	TOTAL HARVEST	SEX			UNREPORTED ILLEGAL	AVERAGE HORN LGTH./ ANTLER WIDTH	COMMENTS
				MALE	FEMALE	UNKNOWN			
Unit 14									
14A	Trapping		26	0	0	26	n/a		Minimum reported harvest from trapper questionnaire
14B	Trapping		n/a	n/a	n/a	n/a	n/a		
14	**TOTAL UNIT**		26	0	0	26	n/a		
Unit 16									
16A	Trapping		1	0	0	1	n/a		Minimum reported harvest from trapper questionnaire
16B	Trapping		12	0	0	12	n/a		Minimum reported harvest from trapper questionnaire
16	**TOTAL UNIT**		13	0	0	13	n/a		
Unit 19									
19Z	Trapping		42	0	0	42	n/a		Total harvest is based on trapper questionnaire results
19	**TOTAL UNIT**		42	0	0	42	n/a		
	TOTAL STATEWIDE		81	0	0	81	n/a		

DATA IS PRESENTED ONLY FOR UNITS WHERE INFORMATION IS AVAILABLE FROM LOCAL AREA BIOLOGIST

1994-95 HARVEST INFORMATION BY SPECIES: MOOSE

GMU	TYPE	HUNT	TOTAL HARVEST	SEX			UNREPORTED ILLEGAL	AVERAGE HORN LGTH./ ANTLER WIDTH	COMMENTS
				MALE	FEMALE	UNKNOWN			
Unit 01									
01A	Registration	RM022	6	6	0	0	0	35.00	
01A	Federal	RM031	0	0	0	0	n/a	0.00	
01A	**TOTAL SUBUNIT**		6	6	0	0	n/a		
01B	Federal	RM031	3	3	0	0	n/a	n/a	
01B	Registration	RM035	11	11	0	0	n/a	n/a	
01B	**TOTAL SUBUNIT**		14	14	0	0	n/a		
01C	Drawing	DM041	8	8	0	0	n/a	n/a	
01C	Drawing	DM042	6	0	6	0	n/a	n/a	
01C	Registration	RM046	45	45	0	0	n/a	n/a	
01C	**TOTAL SUBUNIT**		59	53	6	0	n/a		
01D	Federal	RM031	0	0	0	0	n/a	0.00	
01D	Tier II	TM059	17	17	0	0	1	47.43	One moose killed and abandoned because it was not legal; this moose shown as unreported, and was male. The hunter is an unknown resident
01D	**TOTAL SUBUNIT**		17	17	0	0	1		
01	**TOTAL UNIT**		96	90	6	0	1		
Unit 03									
03	Registration	RM035	19	19	0	0	n/a	n/a	
03	**TOTAL UNIT**		19	19	0	0	n/a		
Unit 05									
05A	Registration	RM061	61	60	1	0	n/a	n/a	
05A	Federal	RM902	1	0	1	0	n/a	n/a	
05A	**TOTAL SUBUNIT**		62	60	2	0	n/a		
05B	Registration	RM062	7	7	0	0	n/a	n/a	
05	**TOTAL UNIT**		69	67	2	0	n/a		
Unit 06									
06A	General Season		39	29	9	1	3	55.15	
06A	Registration	RM160	25	25	0	0	2	49.42	
06A	Drawing	DM162	5	0	5	0	0	n/a	
06A	**TOTAL SUBUNIT**		69	54	14	1	5		
06B	Registration	RM164	32	32	0	0	1	50.46	
06B	Drawing	DM166	12	0	12	0	0	n/a	
06B	**TOTAL SUBUNIT**		44	32	12	0	1		
06C	Drawing	DM167	20	20	0	0	2	49.84	
06C	Drawing	DM168	15	0	15	0	0	n/a	
06C	**TOTAL SUBUNIT**		35	20	15	0	2		
06D	General Season		1	1	0	0	0	26.00	
06	**TOTAL UNIT**		149	107	41	1	8		

1994-95 HARVEST INFORMATION BY SPECIES: MOOSE

GMU	TYPE	HUNT	TOTAL HARVEST	SEX MALE	SEX FEMALE	SEX UNKNOWN	UNREPORTED ILLEGAL	AVERAGE HORN LGTH./ ANTLER WIDTH	COMMENTS
Unit 07									
07	General Season		56	55	0	1	n/a	34.15	
07	Drawing	DM210	8	8	0	0	n/a	29.29	
07	Drawing	DM211	4	0	4	0	n/a	n/a	
07	**TOTAL UNIT**		68	63	4	1	n/a		
Unit 09									
09A	General Season		4	4	0	0	n/a	41.67	
09B	General Season		87	87	0	0	n/a	53.36	
09C	General Season		62	56	6	0	n/a	48.02	
09C	Federal	RM232	3	2	1	0	n/a	35.81	
09C	**TOTAL SUBUNIT**		65	58	7	0	n/a		
09E	General Season		80	80	0	0	n/a	58.91	
09Z	General Season		0	0	0	0	n/a	0.00	
09	**TOTAL UNIT**		236	229	7	0	n/a		
Unit 11									
11	General Season		36	36	0	0	n/a	48.44	
11	**TOTAL UNIT**		36	36	0	0	n/a		
Unit 12									
12	General Season		88	87	0	1	n/a	44.09	
12	**TOTAL UNIT**		88	87	0	1	n/a		
Unit 13									
13A	General Season		263	255	2	6	n/a	38.29	
13A	Drawing	DM306	10	0	10	0	n/a	n/a	
13A	Drawing	DM308	10	0	10	0	n/a	n/a	
13A	Drawing	DM310	19	2	17	0	n/a	n/a	
13A	Federal	RM313	4	4	0	0	n/a	39.00	
13A	**TOTAL SUBUNIT**		306	261	39	6	n/a		
13B	General Season		208	207	0	1	n/a	36.73	
13B	Federal	RM313	20	19	1	0	n/a	28.26	
13B	**TOTAL SUBUNIT**		228	226	1	1	n/a		
13C	General Season		130	130	0	0	n/a	42.88	
13C	Federal	RM313	1	1	0	0	n/a	30.00	
13C	**TOTAL SUBUNIT**		131	131	0	0	n/a		
13D	General Season		67	67	0	0	n/a	46.36	
13D	Federal	RM313	3	3	0	0	n/a	13.57	
13D	**TOTAL SUBUNIT**		70	70	0	0	n/a		
13E	General Season		209	205	0	4	n/a	38.28	
13E	Federal	RM313	2	2	0	0	n/a	26.71	
13E	**TOTAL SUBUNIT**		211	207	0	4	n/a		
13Z	General Season		9	9	0	0	n/a	40.53	
13Z	Federal	RM313	0	0	0	0	n/a	0.00	
13Z	**TOTAL SUBUNIT**		9	9	0	0	n/a		
13	**TOTAL UNIT**		955	904	40	11	n/a		

1994-95 HARVEST INFORMATION BY SPECIES: MOOSE

GMU	TYPE	HUNT	TOTAL HARVEST	SEX			UNREPORTED ILLEGAL	AVERAGE HORN LGTH / ANTLER WIDTH	COMMENTS
				MALE	FEMALE	UNKNOWN			
Unit 14									
14A	General Season		282	272	2	8	n/a	22.41	
14A	Drawing	DM418	76	5	71	0	n/a	n/a	
14A	Drawing	DM419	94	2	91	1	n/a	n/a	
14A	Drawing	DM420	80	2	78	0	n/a	n/a	
14A	**TOTAL SUBUNIT**		532	281	242	9	n/a		
14B	General Season		36	36	0	0	n/a	35.67	
14C	General Season		74	74	0	0	n/a	35.85	
14C	Drawing	DM210	7	7	0	0	n/a	43.54	
14C	Drawing	DM211	3	0	3	0	n/a	n/a	
14C	Drawing	DM422	9	9	0	0	n/a	35.89	
14C	Drawing	DM423	4	0	4	0	n/a	n/a	
14C	Drawing	DM424	11	10	1	0	n/a	31.11	
14C	Drawing	DM425	2	0	2	0	n/a	n/a	
14C	Drawing	DM427	25	12	13	0	n/a	35.00	
14C	Drawing	DM428	8	8	0	0	n/a	38.56	
14C	Drawing	DM429	4	0	4	0	n/a	n/a	
14C	Drawing	DM441	0	0	0	0	n/a	0.00	
14C	Drawing	DM442	0	0	0	0	n/a	0.00	
14C	Drawing	DM443	1	0	1	0	n/a	n/a	
14C	Registration	RM445	2	1	0	1	n/a	20.00	
14C	Drawing	DM448	3	3	0	0	n/a	40.33	
14C	Drawing	DM449	1	0	1	0	n/a	n/a	
14C	**TOTAL SUBUNIT**		154	124	29	1	n/a		
14Z	General Season		1	1	0	0	n/a	18.00	
14	**TOTAL UNIT**		723	442	271	10	n/a		
Unit 15									
15A	General Season		238	233	2	3	n/a	24.00	
15A	Drawing	DM524	13	0	13	0	n/a	n/a	
15A	**TOTAL SUBUNIT**		251	233	15	3	n/a		
15B	General Season		56	56	0	0	n/a	18.45	
15B	Drawing	DM530	1	1	0	0	n/a	64.00	
15B	Drawing	DM531	2	2	0	0	n/a	53.25	
15B	Drawing	DM532	1	1	0	0	n/a	n/a	
15B	Drawing	DM533	2	2	0	0	n/a	55.63	
15B	Drawing	DM534	2	2	0	0	n/a	52.25	
15B	Drawing	DM535	4	4	0	0	n/a	60.33	
15B	Drawing	DM536	3	3	0	0	n/a	52.58	
15B	Drawing	DM537	3	3	0	0	n/a	44.96	
15B	Drawing	DM538	0	0	0	0	n/a	0.00	
15B	Drawing	DM539	3	3	0	0	n/a	50.25	
15B	**TOTAL SUBUNIT**		77	77	0	0	n/a		
15C	General Season		307	306	0	1	n/a	24.16	
15C	Tier II	TM549	1	1	0	0	n/a	51.88	
15C	**TOTAL SUBUNIT**		308	307	0	1	n/a		
15Z	General Season		0	0	0	0	n/a	0.00	
15	**TOTAL UNIT**		636	617	15	4	n/a		

1994-95 HARVEST INFORMATION BY SPECIES: MOOSE

GMU	TYPE	HUNT	TOTAL HARVEST	SEX MALE	SEX FEMALE	SEX UNKNOWN	UNREPORTED ILLEGAL	AVERAGE HORN LGTH./ ANTLER WIDTH	COMMENTS
Unit 16									
16A	General Season		64	64	0	0	n/a	31.06	
16A	Drawing	DM554	20	20	0	0	n/a	34.38	
16A	Drawing	DM556	29	29	0	0	n/a	37.50	
16A	**TOTAL SUBUNIT**		113	113	0	0	n/a		
16B	General Season		126	126	0	0	n/a	46.50	
16B	Tier II	TM565	55	55	0	0	n/a	30.19	
16B	Tier II	TM567	39	39	0	0	n/a	36.80	
16B	Tier II	TM569	10	10	0	0	n/a	48.50	
16B	**TOTAL SUBUNIT**		230	230	0	0	n/a		
16Z	General Season		0	0	0	0	n/a	0.00	
16	**TOTAL UNIT**		343	343	0	0	n/a		
Unit 17									
17B	General Season		133	133	0	0	n/a	55.17	
17B	Registration	RM583	35	35	0	0	n/a	43.32	
17B	**TOTAL SUBUNIT**		168	168	0	0	n/a		
17C	General Season		28	28	0	0	n/a	45.93	
17C	Registration	RM583	66	65	0	1	n/a	43.01	
17C	**TOTAL SUBUNIT**		94	93	0	1	n/a		
17Z	General Season		1	1	0	0	n/a	50.00	
17Z	Registration	RM583	34	34	0	0	n/a	42.63	
17Z	**TOTAL SUBUNIT**		35	35	0	0	n/a		
17	**TOTAL UNIT**		297	296	0	1	n/a		
Unit 18									
18	General Season		87	85	2	0	n/a	38.46	
18	**TOTAL UNIT**		87	85	2	0	n/a		
Unit 19									
19A	General Season		161	153	8	0	n/a	42.62	
19A	Tier II	TM684	7	7	0	0	n/a	51.00	
19A	**TOTAL SUBUNIT**		168	160	8	0	n/a		
19B	General Season		163	163	0	0	n/a	51.64	
19C	General Season		152	152	0	0	n/a	50.79	
19D	General Season		106	106	0	0	n/a	42.64	
19Z	General Season		15	15	0	0	n/a	54.84	
19	**TOTAL UNIT**		604	596	8	0	n/a		
Unit 20									
20A	General Season		399	396	2	1	n/a	43.09	
20B	General Season		381	376	2	3	n/a	38.18	
20B	Tier II	TM785	49	49	0	0	n/a	39.72	
20B	Registration	RM786	45	43	2	0	n/a	24.59	
20B	**TOTAL SUBUNIT**		475	468	4	3	n/a		

1994-95 HARVEST INFORMATION BY SPECIES: MOOSE

GMU	TYPE	HUNT	TOTAL HARVEST	SEX			UNREPORTED ILLEGAL	AVERAGE HORN LGTH / ANTLER WIDTH	COMMENTS
				MALE	FEMALE	UNKNOWN			
Unit 20									
20C	General Season		152	150	1	1	n/a	44.23	
20D	General Season		128	128	0	0	n/a	33.45	
20D	Tier II	TM787	1	1	0	0	n/a	n/a	
20D	**TOTAL SUBUNIT**		129	129	0	0	n/a		
20E	General Season		94	93	0	1	n/a	48.25	
20F	General Season		31	31	0	0	n/a	38.21	
20F	Federal	RM790	1	1	0	0	n/a	57.00	
20F	**TOTAL SUBUNIT**		32	32	0	0	n/a		
20Z	General Season		5	5	0	0	n/a	47.10	
20	**TOTAL UNIT**		1286	1273	7	6	n/a		
Unit 21									
21A	General Season		125	124	1	0	n/a	49.63	
21B	General Season		63	63	0	0	n/a	42.80	
21C	General Season		27	27	0	0	n/a	52.91	
21D	General Season		275	248	26	1	n/a	50.04	
21E	General Season		161	152	9	0	n/a	42.46	
21Z	General Season		7	6	1	0	n/a	52.67	
21	**TOTAL UNIT**		658	620	37	1	n/a		
Unit 22									
22A	General Season		18	18	0	0	n/a	36.93	
22B	General Season		56	55	1	0	n/a	45.90	
22C	General Season		29	29	0	0	n/a	31.87	
22D	General Season		88	82	6	0	n/a	38.60	
22E	General Season		20	17	3	0	n/a	45.67	
22Z	General Season		0	0	0	0	n/a	0.00	
22	**TOTAL UNIT**		211	201	10	0	n/a		
Unit 23									
23	General Season		133	127	6	0	n/a	51.98	
23	**TOTAL UNIT**		133	127	6	0	n/a		
Unit 24									
24	General Season		143	135	8	0	n/a	49.65	
24	Federal	RM891	12	12	0	0	n/a	36.17	
24	**TOTAL UNIT**		155	147	8	0	n/a		

1994-95 HARVEST INFORMATION BY SPECIES: MOOSE

GMU	TYPE	HUNT	TOTAL HARVEST	SEX			UNREPORTED ILLEGAL	AVERAGE HORN LGTH./ ANTLER WIDTH	COMMENTS
				MALE	FEMALE	UNKNOWN			
Unit 25									
25A	General Season		24	24	0	0	n/a	52.43	
25B	General Season		33	33	0	0	n/a	45.94	
25C	General Season		55	55	0	0	n/a	43.32	
25D	General Season		27	27	0	0	n/a	47.46	
25D	Tier II	TM940	10	10	0	0	n/a	32.56	
25D	Federal	RM945	2	2	0	0	n/a	53.00	
25D	**TOTAL SUBUNIT**		39	39	0	0	n/a		
25Z	General Season		3	3	0	0	n/a	55.33	
25Z	Federal	RM945	0	0	0	0	n/a	0.00	
25Z	**TOTAL SUBUNIT**		3	3	0	0	n/a		
25	**TOTAL UNIT**		154	154	0	0	n/a		
Unit 26									
26A	General Season		41	37	4	0	0	50.63	
26B	General Season		37	37	0	0	n/a	50.17	
26C	General Season		6	6	0	0	n/a	54.42	
26Z	General Season		0	0	0	0	n/a	0.00	
26	**TOTAL UNIT**		84	80	4	0	n/a		
Unit 27									
27Z	General Season		29	27	1	1	n/a	42.42	
27	**TOTAL UNIT**		29	27	1	1	n/a		
	TOTAL STATEWIDE		7116	6610	469	37	9		

1994-95 HARVEST INFORMATION BY SPECIES: MT. GOAT

GMU	TYPE	HUNT	TOTAL HARVEST	SEX			UNREPORTED ILLEGAL	AVERAGE HORN LGTH./ ANTLER WIDTH	COMMENTS
				MALE	FEMALE	UNKNOWN			
Unit 01									
01A	Registration	RG001	20	11	9	0		n/a	
01A	Registration	RG002	0	0	0	0	0	0.00	
01A	**TOTAL SUBUNIT**		20	11	9	0	0		
01B	Registration	RG001	6	1	5	0	n/a	n/a	
01B	Registration	RG004	28	19	9	0	n/a	n/a	
01B	**TOTAL SUBUNIT**		34	20	14	0	n/a		
01C	Registration	RG012/13	42	36	6	0	n/a	n/a	Data for RG012 and RG013 are combined
01D	Registration	RG025/26	25	12	12	1	n/a	n/a	Data for RG025 and RG026 are combined
01	**TOTAL UNIT**		121	79	41	1	n/a		
Unit 04									
04	Registration	RG150	52	32	20	0	n/a	n/a	
04	**TOTAL UNIT**		52	32	20	0	n/a		
Unit 05									
05A	Registration	RG170	12	6	6	0	n/a	n/a	
05B	Registration	RG170	0	0	0	0	n/a	0.00	Hunt held; no effort in GMU 5B
05	**TOTAL UNIT**		12	6	6	0	n/a		
Unit 06									
06A	Registration	RG202	2	2	0	0	1	9.00	
06A	Registration	RG204	4	3	1	0	1	9.14	
06A	Registration	RG206	1	0	1	0	1	8.25	
06A	**TOTAL SUBUNIT**		7	5	2	0	3		
06B	Registration	RG226	6	6	0	0	1	9.00	
06D	Federal	RG221	3	0	3	0	n/a	n/a	
06D	Registration	RG242	5	5	0	0	1	9.03	
06D	Registration	RG249	15	10	5	0	2	8.75	
06D	Registration	RG252	5	2	3	0	1	12.84	
06D	Registration	RG266	15	9	6	0	2	8.81	
06D	**TOTAL SUBUNIT**		43	26	17	0	6		
06	**TOTAL UNIT**		56	37	19	0	10		
Unit 07									
07	Drawing	DG331	0	0	0	0	n/a	0.00	
07	Drawing	DG333	1	0	1	0	n/a	8.25	
07	Registration	RG333	2	2	0	0	n/a	7.63	
07	**TOTAL HUNT**	G333	3	2	1	0	n/a		
07	Drawing	DG334	3	3	0	0	n/a	7.88	
07	Drawing	DG335	4	4	0	0	n/a	8.75	
07	Drawing	DG336	1	1	0	0	n/a	9.63	
07	Registration	RG336	3	3	0	0	n/a	9.30	
07	**TOTAL HUNT**	G336	4	4	0	0	n/a		
07	Drawing	DG337	0	0	0	0	n/a	0.00	
07	Drawing	DG338	0	0	0	0	n/a	0.00	
07	Drawing	DG339	3	2	1	0	n/a	7.96	

1994-95 HARVEST INFORMATION BY SPECIES: MT. GOAT

GMU	TYPE	HUNT	TOTAL HARVEST	SEX MALE	SEX FEMALE	SEX UNKNOWN	UNREPORTED ILLEGAL	AVERAGE HORN LGTH./ ANTLER WIDTH	COMMENTS
Unit 07									
07	Drawing	DG340	2	1	1	0	n/a	7.97	
07	Registration	RG340	0	0	0	0	n/a	0.00	Hunt was held, no effort
07	**TOTAL HUNT**	G340	2	1	1	0	n/a		
07	Drawing	DG341	1	0	1	0	n/a	n/a	
07	Drawing	DG342	5	2	3	0	n/a	8.63	
07	Drawing	DG343	5	4	1	0	n/a	9.08	
07	Drawing	DG344	0	0	0	0	n/a	0.00	
07	Registration	RG344	3	3	0	0	n/a	9.00	
07	**TOTAL HUNT**	G344	3	3	0	0	n/a		
07	Drawing	DG345	4	1	3	0	n/a	8.89	
07	Registration	RG345	4	3	0	1	n/a	8.92	
07	**TOTAL HUNT**	G345	8	4	3	1	n/a		
07	Drawing	DG346	9	8	1	0	n/a	8.60	
07	Registration	RG346	12	9	3	0	n/a	9.16	
07	**TOTAL HUNT**	G346	21	17	4	0	n/a		
07	Drawing	DG347	5	3	2	0	n/a	8.90	
07	Registration	RG347	4	1	3	0	n/a	8.49	
07	**TOTAL HUNT**	G347	9	4	5	0	n/a		
07	Registration	RG352	6	6	0	0	n/a	9.68	
07	Tier II	TG352	3	2	1	0	n/a	8.46	
07	**TOTAL HUNT**	G352	9	8	1	0	n/a		
07	**TOTAL UNIT**		80	58	21	1	n/a		
Unit 08									
08	Drawing	DG471	9	5	3	1	n/a	9.48	
08	Drawing	DG472	4	1	3	0	n/a	8.83	
08	Drawing	DG473	8	3	5	0	n/a	8.79	
08	Drawing	DG474	10	6	4	0	n/a	9.16	
08	Drawing	DG475	5	3	2	0	n/a	9.09	
08	Drawing	DG476	3	2	1	0	n/a	8.46	
08	Drawing	DG477	3	2	1	0	n/a	9.00	
08	**TOTAL UNIT**		42	22	19	1	n/a		
Unit 11									
11	Registration	RG580	14	12	2	0	n/a	8.15	
11	**TOTAL UNIT**		14	12	2	0	n/a		
Unit 13									
13D	Drawing	DG718	0	0	0	0	n/a	0.00	
13D	Drawing	DG719	2	1	1	0	n/a	9.00	
13D	**TOTAL SUBUNIT**		2	1	1	0	n/a		
13	**TOTAL UNIT**		2	1	1	0	n/a		

1994-95 HARVEST INFORMATION BY SPECIES: MT. GOAT

GMU	TYPE	HUNT	TOTAL HARVEST	SEX			UNREPORTED ILLEGAL	AVERAGE HORN LGTH./ ANTLER WIDTH	COMMENTS
				MALE	FEMALE	UNKNOWN			
Unit 14									
14A	Registration	RG866	6	4	2	0	n/a	n/a	
14C	Registration	RG868	10	8	2	0	n/a	n/a	
14C	Registration	RG869	16	7	9	0	n/a	n/a	
14C	Registration	RG878	0	0	0	0	n/a	0.00	Hunt was held; no effort
14C	Registration	RG879	0	0	0	0	0	0.00	Hunt was held; no effort
14C	**TOTAL SUBUNIT**		26	15	11	0	0		
14	**TOTAL UNIT**		32	19	13	0	0		
Unit 15									
15B	Drawing	DG354	2	2	0	0	n/a	8.63	
15B	Registration	RG354	1	1	0	0	n/a	6.25	This hunt's area includes a portion of GMU 7
15B	**TOTAL HUNT**	G354	3	3	0	0	n/a		
15B	Drawing	DG355	0	0	0	0	n/a	0.00	
15B	Drawing	DG356	2	0	2	0	n/a	7.05	
15B	**TOTAL SUBUNIT**		5	3	2	0	n/a		
15C	Drawing	DG357	3	1	2	0	n/a	8.57	
15C	Drawing	DG358	5	1	4	0	n/a	8.90	
15C	Drawing	DG359	2	1	1	0	n/a	7.69	
15C	Registration	RG359	3	3	0	0	n/a	9.17	
15C	**TOTAL HUNT**	G359	5	4	1	0	n/a		
15C	Drawing	DG360	5	5	0	0	n/a	8.60	
15C	Registration	RG360	6	2	4	0	n/a	9.37	
15C	**TOTAL HUNT**	G360	11	7	4	0	n/a		
15C	Drawing	DG361	2	2	0	0	n/a	7.38	
15C	Registration	RG361	2	2	0	0	n/a	8.00	
15C	**TOTAL HUNT**	G361	4	4	0	0	n/a		
15C	Drawing	DG362	4	3	1	0	n/a	9.19	
15C	Registration	RG363	5	4	1	0	n/a	9.05	
15C	Tier II	TG363	9	7	2	0	n/a	8.64	
15C	**TOTAL HUNT**	G363	14	11	3	0	n/a		
15C	Registration	RG364	2	2	0	0	n/a	9.38	
15C	Tier II	TG364	3	3	0	0	n/a	9.38	
15C	**TOTAL HUNT**	G364	5	5	0	0	n/a		
15C	Tier II	TG365	12	9	3	0	n/a	8.85	
15C	**TOTAL SUBUNIT**		63	45	18	0	n/a		
15	**TOTAL UNIT**		68	48	20	0	n/a		
	TOTAL STATEWIDE		479	314	162	3	10		

1994-95 HARVEST INFORMATION BY SPECIES: MUSKOX

GMU	TYPE	HUNT	TOTAL HARVEST	SEX MALE	SEX FEMALE	SEX UNKNOWN	UNREPORTED ILLEGAL	AVERAGE HORN LGTH./ ANTLER WIDTH	COMMENTS
Unit 18									
18	Drawing	DX001	3	3	0	0	0		
18	Drawing	DX003	17	17	0	0	0		
18	Registration	RX060	0	0	0	0	0		Hunt was closed by Emergency Order because the population was below the goal of a minimum of 500 animals
18	Registration	RX061	5	0	5	0	0		
18	Registration	RX070	0	0	0	0	0		Hunt was closed by Emergency Order because the population was less than 200 muskoxen
18	**TOTAL UNIT**		25	20	5	0	0		
Unit 26									
26B	Tier II	TX110	0	0	0	0	0		Two permits issued
26C	Federal	RX113	7	6	0	1	n/a		
26	**TOTAL UNIT**		7	6	0	1	n/a		
	TOTAL STATEWIDE		32	26	5	1	n/a		

1994-95 HARVEST INFORMATION BY SPECIES: OTTER

GMU	TYPE	HUNT	TOTAL HARVEST	SEX			UNREPORTED ILLEGAL	AVERAGE HORN LGTH./ ANTLER WIDTH	COMMENTS
				MALE	FEMALE	UNKNOWN			
Unit 01									
01A	Trapping		129	66	63	0	n/a		
01B	Trapping		26	14	12	0	n/a		
01C	Trapping		30	16	9	5	n/a		
01D	Trapping		2	1	1	0	n/a		
01	**TOTAL UNIT**		187	97	85	5	n/a		
Unit 02									
02	Trapping		232	144	85	3	n/a		
02	**TOTAL UNIT**		232	144	85	3	n/a		
Unit 03									
03	Trapping		56	33	19	4	n/a		
03	**TOTAL UNIT**		56	33	19	4	n/a		
Unit 04									
04	Trapping		82	32	36	14	n/a		
04	**TOTAL UNIT**		82	32	36	14	n/a		
Unit 05									
05A	Trapping		4	2	2	0	n/a		One otter was a road kill
05B	Trapping		0	0	0	0	n/a		
05	**TOTAL UNIT**		4	2	2	0	n/a		
Unit 06									
06A	Trapping		0	0	0	0	0		
06B	Trapping		0	0	0	0	0		
06C	Trapping		15	11	2	2	2		
06D	Trapping		63	40	22	1	4		
06	**TOTAL UNIT**		78	51	24	3	6		
Unit 07									
07	Trapping		5	3	2	0	n/a		
07	**TOTAL UNIT**		5	3	2	0	n/a		
Unit 08									
08	Trapping		91	33	34	24	n/a		
08	**TOTAL UNIT**		91	33	34	24	n/a		
Unit 09									
09A	Trapping		1	1	0	0	n/a		
09B	Trapping		12	4	6	2	n/a		6 trappers took 12 otter. Transportation data reflect mode of transport for each animal taken

1994-95 HARVEST INFORMATION BY SPECIES: OTTER

GMU	TYPE	HUNT	TOTAL HARVEST	SEX			UNREPORTED ILLEGAL	AVERAGE HORN LGTH./ ANTLER WIDTH	COMMENTS
				MALE	FEMALE	UNKNOWN			
Unit 09									
09C	Trapping		35	22	12	1	n/a		7 trappers took 35 otter. Transportation data reflect mode of transport for each animal taken
09D	Trapping		8	5	3	0	n/a		2 trappers took 8 otter. Transportation data reflects mode of transport for each animal taken
09E	Trapping		14	5	7	2	n/a		14 otter took 4 trappers. Transportation data reflects mode of transport for each trapper taken
09	**TOTAL UNIT**		70	37	28	5	n/a		
Unit 10									
10	Trapping		n/a	n/a	n/a	n/a	n/a		
10	**TOTAL UNIT**		n/a	n/a	n/a	n/a	n/a		
Unit 11									
11	Trapping		3	2	1	0	n/a		
11	**TOTAL UNIT**		3	2	1	0	n/a		
Unit 12									
12	Trapping		6	3	3	0	n/a		All 6 otter were taken using traps
12	**TOTAL UNIT**		6	3	3	0	n/a		
Unit 13									
13A	Trapping		19	10	7	2	n/a		
13B	Trapping		9	6	3	0	n/a		
13C	Trapping		4	2	2	0	n/a		
13D	Trapping		14	5	6	3	n/a		
13E	Trapping		15	11	4	0	n/a		
13	**TOTAL UNIT**		61	34	22	5	n/a		
Unit 14									
14A	Trapping		26	15	10	1	n/a		
14B	Trapping		3	1	2	0	n/a		
14C	Trapping		1	0	0	1	n/a		
14	**TOTAL UNIT**		30	16	12	2	n/a		
Unit 15									
15A	Trapping		2	0	2	0	n/a		
15B	Trapping		3	1	1	1	n/a		
15C	Trapping		8	5	3	0	n/a		
15	**TOTAL UNIT**		13	6	6	1	n/a		

1994-95 HARVEST INFORMATION BY SPECIES: OTTER

GMU	TYPE	HUNT	TOTAL HARVEST	SEX			UNREPORTED ILLEGAL	AVERAGE HORN LGTH / ANTLER WIDTH	COMMENTS
				MALE	FEMALE	UNKNOWN			
Unit 16									
16A	Trapping		1	1	0	0	n/a		
16B	Trapping		6	5	1	0	n/a		
16	**TOTAL UNIT**		7	6	1	0	n/a		
Unit 17									
17A	Trapping		23	14	9	0	0		GMU 17A average harvest = 3.3 otter/ successful trapper
17B	Trapping		23	7	2	14	n/a		GMU 17B average harvest = 2.6 otter/ successful trapper
17C	Trapping		83	42	38	3	0		GMU 17C average harvest = 3.5 otter/ successful trapper
17	**TOTAL UNIT**		129	63	49	17	0		
Unit 18									
18	Trapping		208	78	80	50	n/a		
18	**TOTAL UNIT**		208	78	80	50	n/a		
Unit 19									
19A	Trapping		12	8	3	1	n/a		
19B	Trapping		2	2	0	0	n/a		
19C	Trapping		0	0	0	0	n/a		
19D	Trapping		4	1	2	1	n/a		
19	**TOTAL UNIT**		18	11	5	2	n/a		
Unit 20									
20A	Trapping		4	3	1	0	n/a		
20B	Trapping		14	6	5	3	n/a		
20C	Trapping		4	2	1	1	n/a		
20D	Trapping		5	2	1	2	n/a		Transportation data reflects mode of transport for each animal taken
20E	Trapping		1	1	0	0	n/a		
20F	Trapping		0	0	0	0	n/a		
20	**TOTAL UNIT**		28	14	8	6	n/a		
Unit 21									
21A	Trapping		0	0	0	0	n/a		
21B	Trapping		0	0	0	0	n/a		
21C	Trapping		0	0	0	0	n/a		
21D	Trapping		7	4	1	2	n/a		
21E	Trapping		26	11	10	5	n/a		
21	**TOTAL UNIT**		33	15	11	7	n/a		

1994-95 HARVEST INFORMATION BY SPECIES: OTTER

GMU	TYPE	HUNT	TOTAL HARVEST	SEX MALE	SEX FEMALE	SEX UNKNOWN	UNREPORTED ILLEGAL	AVERAGE HORN LGTH./ ANTLER WIDTH	COMMENTS
Unit 22									
22A	Trapping		8	2	6	0	n/a		
22B	Trapping		0	0	0	0	n/a		
22C	Trapping		2	1	1	0	n/a		
22D	Trapping		1	0	0	1	n/a		
22E	Trapping		0	0	0	0	n/a		
22	**TOTAL UNIT**		11	3	7	1	n/a		
Unit 23									
23	Trapping		6	2	3	1	n/a		3 trappers took 6 otter
23	**TOTAL UNIT**		6	2	3	1	n/a		
Unit 24									
24	Trapping		4	2	1	1	n/a		
24	**TOTAL UNIT**		4	2	1	1	n/a		
Unit 25									
25A	Trapping		1	0	1	0	n/a		
25B	Trapping		4	1	1	2	n/a		
25C	Trapping		0	0	0	0	n/a		
25D	Trapping		1	0	0	1	n/a		
25	**TOTAL UNIT**		6	1	2	3	n/a		
Unit 26									
26A	Trapping		0	0	0	0	0		
26B	Trapping		0	0	0	0	n/a		
26C	Trapping		0	0	0	0	n/a		
26	**TOTAL UNIT**		0	0	0	0	n/a		
	TOTAL STATEWIDE		1368	688	526	154	6		

1994-95 HARVEST INFORMATION BY SPECIES: SHEEP

GMU	TYPE	HUNT	TOTAL HARVEST	SEX			UNREPORTED ILLEGAL	AVERAGE HORN LGTH./ ANTLER WIDTH	COMMENTS
				MALE	FEMALE	UNKNOWN			
Unit 07									
07	General Season		4	4	0	0	n/a	35.38	
07	**TOTAL UNIT**		4	4	0	0	n/a		
Unit 09									
09B	General Season		3	3	0	0	n/a	38.00	Most GMU 9B sheep are taken by Federally qualified subsistence hunters in Lake Clark National Park
09Z	General Season		1	0	0	1	n/a	37.00	
09	**TOTAL UNIT**		4	3	0	1	n/a		
Unit 11									
11	General Season		114	91	19	4	n/a	30.35	
11	**TOTAL UNIT**		114	91	19	4	n/a		
Unit 12									
12	General Season		167	159	2	6	n/a	34.24	
12	Drawing	DS102	28	28	0	0	n/a	36.45	
12	**TOTAL UNIT**		195	187	2	6	n/a		
Unit 13									
13A	General Season		55	54	1	0	n/a	35.17	
13B	General Season		1	1	0	0	n/a	36.00	
13B	Drawing	DS203	n/a	n/a	n/a	n/a	n/a	n/a	Complete data for this hunt are combined and summarized under hunt DS203 in GMU 20D
13B	Drawing	DS204	n/a	n/a	n/a	n/a	n/a	n/a	Complete data for this hunt are combined and summarized under hunt DS204 in GMU 20D
13B	**TOTAL SUBUNIT**		1	1	0	0	n/a		
13C	General Season		3	3	0	0	n/a	35.33	
13C	Drawing	DS102	0	0	0	0	n/a	0.00	
13C	**TOTAL SUBUNIT**		3	3	0	0	n/a		
13D	General Season		89	86	2	1	n/a	36.65	
13E	General Season		23	22	0	1	n/a	34.23	
13Z	General Season		1	1	0	0	n/a	36.75	
13	**TOTAL UNIT**		172	167	3	2	n/a		

1994-95 HARVEST INFORMATION BY SPECIES: SHEEP

GMU	TYPE	HUNT	TOTAL HARVEST	SEX MALE	SEX FEMALE	SEX UNKNOWN	UNREPORTED ILLEGAL	AVERAGE HORN LGTH. / ANTLER WIDTH	COMMENTS
Unit 14									
14A	General Season		39	38	0	1	n/a	36.10	
14B	General Season		5	5	0	0	n/a	36.60	
14C	Drawing	DS124	4	4	0	0	n/a	38.00	
14C	Drawing	DS125	3	3	0	0	n/a	37.40	
14C	Drawing	DS126	2	2	0	0	n/a	37.50	
14C	Drawing	DS127	5	5	0	0	n/a	38.83	
14C	Drawing	DS128	3	3	0	0	n/a	37.71	
14C	Drawing	DS129	1	1	0	0	n/a	40.13	
14C	Drawing	DS130	4	3	1	0	n/a	26.88	
14C	Drawing	DS131	5	3	2	0	n/a	21.50	
14C	Drawing	DS132	7	4	3	0	n/a	23.77	
14C	Drawing	DS133	3	3	0	0	n/a	27.67	
14C	Drawing	DS134	2	2	0	0	n/a	22.44	
14C	Drawing	DS135	4	2	2	0	n/a	20.49	
14C	Drawing	DS136	6	6	0	0	n/a	28.33	
14C	Drawing	DS137	4	4	0	0	n/a	33.60	
14C	Drawing	DS138	7	7	0	0	n/a	34.49	
14C	Drawing	DS139	3	3	0	0	n/a	30.57	
14C	Drawing	DS140	4	3	1	0	n/a	26.70	
14C	Drawing	DS141	1	0	1	0	n/a	n/a	
14C	**TOTAL SUBUNIT**		68	58	10	0	n/a		
14Z	General Season		0	0	0	0	n/a	0.00	
14	**TOTAL UNIT**		112	101	10	1	n/a		
Unit 15									
15A	General Season		5	5	0	0	n/a	37.00	
15A	Drawing	DS152	5	0	5	0	n/a	9.55	
15A	**TOTAL SUBUNIT**		10	5	5	0	n/a		
15B	General Season		20	18	0	2	n/a	35.24	
15C	General Season		3	3	0	0	n/a	35.17	
15	**TOTAL UNIT**		33	26	5	2	n/a		
Unit 16									
16A	General Season		0	0	0	0	n/a	0.00	
16B	General Season		12	12	0	0	n/a	37.06	
16	**TOTAL UNIT**		12	12	0	0	n/a		
Unit 17									
17B	General Season		0	0	0	0	0	0.00	All sheep within this subunit are within Lake Clark National Park. The Park is closed to all hunting except by local rural residents (Federally managed hunt). No sheep occur in 17A or 17C
17	**TOTAL UNIT**		0	0	0	0	0		

1994-95 HARVEST INFORMATION BY SPECIES: SHEEP

GMU	TYPE	HUNT	TOTAL HARVEST	SEX			UNREPORTED ILLEGAL	AVERAGE HORN LGTH./ ANTLER WIDTH	COMMENTS
				MALE	FEMALE	UNKNOWN			
Unit 19									
19A	General Season		0	0	0	0	n/a	0.00	
19B	General Season		4	4	0	0	n/a	35.56	
19C	General Season		112	109	0	3	n/a	35.02	
19D	General Season		0	0	0	0	n/a	0.00	
19Z	General Season		0	0	0	0	n/a	0.00	
19	**TOTAL UNIT**		116	113	0	3	n/a		
Unit 20									
20A	General Season		49	48	0	1	n/a	34.91	
20A	Drawing	DS203	n/a	n/a	n/a	n/a	n/a	n/a	Complete data for this hunt are combined and summarized under hunt DS203 in GMU 20D
20A	Drawing	DS204	n/a	n/a	n/a	n/a	n/a	n/a	Complete data for this hunt are combined and summarized under hunt DS204 in GMU 20D
20A	**TOTAL SUBUNIT**		49	48	0	1	n/a		
20B	General Season		4	4	0	0	n/a	35.25	
20C	General Season		0	0	0	0	n/a	0.00	
20D	Drawing	DS102	11	11	0	0	n/a	38.00	
20D	Drawing	DS203	11	11	0	0	n/a	34.73	This record contains the combined and summarized data for the Delta Controlled Use Area hunt DS203. Harvest and/or hunting effort occurred in GMU's 13B, 20A, and 20D
20D	Drawing	DS204	17	17	0	0	n/a	35.46	This record contains the combined and summarized data for the Delta Controlled Use Area hunt DS204. Harvest and/or hunting effort occurred in GMU's 13B, 20A, and 20D
20D	Drawing	DS206	0	0	0	0	n/a	0.00	
20D	**TOTAL SUBUNIT**		39	39	0	0	n/a		
20E	General Season		3	3	0	0	n/a	33.67	
20E	Drawing	DS206	0	0	0	0	n/a	0.00	
20E	**TOTAL SUBUNIT**		3	3	0	0	n/a		
20F	General Season		0	0	0	0	n/a	0.00	
20Z	General Season		0	0	0	0	n/a	0.00	
20	**TOTAL UNIT**		95	94	0	1	n/a		
Unit 23									
23	General Season		0	0	0	0	n/a	0.00	Sheep hunting west of Howard Pass and the Cutler-Redstone Rivers was cancelled for the entire regulatory year
23	**TOTAL UNIT**		0	0	0	0	n/a		

1994-95 HARVEST INFORMATION BY SPECIES: SHEEP

GMU	TYPE	HUNT	TOTAL HARVEST	SEX MALE	SEX FEMALE	SEX UNKNOWN	UNREPORTED ILLEGAL	AVERAGE HORN LGTH./ ANTLER WIDTH	COMMENTS
Unit 24									
24	General Season		17	17	0	0	n/a	35.76	
24	Subsistence		11	6	5	0	n/a	n/a	Gates of the Arctic subsistence hunt. This is a multiple-bag limit hunt
24	Federal	RS424	0	0	0	0	n/a	0.00	
24	**TOTAL UNIT**		28	23	5	0	n/a		
Unit 25									
25A	General Season		10	10	0	0	n/a	35.40	
25A	Registration	RS595	0	0	0	0	0	0.00	7 permits issued, no hunting effort occurred
25A	Federal	RS598	n/a	n/a	n/a	n/a	n/a	n/a	No information available on this hunt. It is not known whether this hunt was cancelled, or whether it was held but no hunting effort occurred
25A	**TOTAL SUBUNIT**		10	10	0	0	n/a		
25B	General Season		1	1	0	0	n/a	37.25	
25C	General Season		2	2	0	0	n/a	37.69	
25D	General Season		1	1	0	0	n/a	37.50	
25Z	General Season		1	1	0	0	n/a	37.50	
25	**TOTAL UNIT**		15	15	0	0	n/a		
Unit 26									
26A	General Season		12	12	0	0	n/a	33.94	
26B	General Season		50	50	0	0	n/a	35.12	
26B	Federal	RS699	2	2	0	0	n/a	n/a	
26B	**TOTAL SUBUNIT**		52	52	0	0	n/a		
26C	General Season		66	66	0	0	n/a	36.02	
26C	Registration	RS595	0	0	0	0	0	0.00	7 permits issued, no hunting effort occurred
26C	Federal	RS598	4	3	1	0	n/a	20.00	
26C	**TOTAL SUBUNIT**		70	69	1	0	n/a		
26Z	General Season		3	3	0	0	n/a	38.50	
26	**TOTAL UNIT**		137	136	1	0	n/a		
Unit 27									
27Z	General Season		3	2	0	1	n/a	37.25	
27	**TOTAL UNIT**		3	2	0	1	n/a		
	TOTAL STATEWIDE		1040	974	45	21	n/a		

1994-95 SHEEP HARVEST INFORMATION BY MOUNTAIN RANGE

MTN. RANGE	TYPE	TOTAL HARVEST	SEX			UNREPORTED ILLEGAL	AVERAGE HORN LGTH / ANTLER WIDTH	COMMENTS
			MALE	FEMALE	UNKNOWN			
ALASKA RANGE EAST								
12	Drawing	28	28	0	0	0	36.36	
12	General Season	1	1	0	0	0	38.00	
12	**TOTAL UNIT**	29	29	0	0	0		
13B	Drawing	1	1	0	0	0	37.00	
13B	General Season	1	1	0	0	0	36.00	
13B	**TOTAL SUBUNIT**	2	2	0	0	0		
13C	Drawing	0	0	0	0	0	n/a	
13C	General Season	1	1	0	0	0	38.00	
13C	**TOTAL SUBUNIT**	1	1	0	0	0		
13E	General Season	3	3	0	0	0	34.33	
13	**TOTAL UNIT**	6	6	0	0	0		
20A	General Season	49	48	0	1	0	34.91	
20C	General Season	0	0	0	0	0	0.00	
20D	Drawing	38	38	0	0	0	35.97	
20	**TOTAL UNIT**	87	86	0	1	0		
TOTAL MOUNTAIN RANGE		122	121	0	1	0		
ALASKA RANGE WEST								
09B	General Season	3	3	0	0	0	38.00	
09Z	General Season	1	0	0	1	0	37.00	
09	**TOTAL UNIT**	4	3	0	1	0		
16A	General Season	0	0	0	0	0	0.00	
16B	General Season	12	12	0	0	0	37.06	
16	**TOTAL UNIT**	12	12	0	0	0		
19B	General Season	4	4	0	0	0	35.56	
19C	General Season	112	109	0	3	0	35.02	
19Z	General Season	0	0	0	0	0	0.00	
19	**TOTAL UNIT**	116	113	0	3	0		
TOTAL MOUNTAIN RANGE		132	128	0	4	0		
BROOKS RANGE								
23	General Season	0	0	0	0	0	0.00	
23	**TOTAL UNIT**	0	0	0	0	0		
24	Federal	0	0	0	0	0	0.00	
24	General Season	17	17	0	0	0	35.76	
24	Subsistence	11	6	5	0	0	n/a	
24	**TOTAL UNIT**	28	23	5	0	0		
25A	General Season	10	10	0	0	0	35.35	
25	**TOTAL UNIT**	10	10	0	0	0		
26A	General Season	12	12	0	0	0	34.02	
26B	Federal	2	2	0	0	0	0.00	
26B	General Season	50	50	0	0	0	34.74	
26B	**TOTAL SUBUNIT**	52	52	0	0	0		

1994-95 SHEEP HARVEST INFORMATION BY MOUNTAIN RANGE

MTN. RANGE	TYPE	TOTAL HARVEST	SEX MALE	SEX FEMALE	SEX UNKNOWN	UNREPORTED ILLEGAL	AVERAGE HORN LGTH./ ANTLER WIDTH	COMMENTS
BROOKS RANGE								
26C	Federal	4	3	1	0	0	20.00	
26C	General Season	66	66	0	0	0	33.81	
26C	**TOTAL SUBUNIT**	70	69	1	0	0		
26Z	General Season	3	3	0	0	0	38.50	
26	**TOTAL UNIT**	137	136	1	0	0		
TOTAL MOUNTAIN RANGE		175	169	6	0	0		
CHUGACH MOUNTAINS								
11	General Season	7	4	3	0	0	32.03	
11	**TOTAL UNIT**	7	4	3	0	0		
13D	General Season	89	86	2	1	0	36.65	
13	**TOTAL UNIT**	89	86	2	1	0		
14A	General Season	29	28	0	1	0	35.76	
14C	Drawing	68	58	10	0	0	30.15	
14Z	General Season	0	0	0	0	0	0.00	
14	**TOTAL UNIT**	97	86	10	1	0		
TOTAL MOUNTAIN RANGE		193	176	15	2	0		
KENAI MOUNTAINS								
07	General Season	4	4	0	0	0	35.38	
07	**TOTAL UNIT**	4	4	0	0	0		
15A	Drawing	5	0	5	0	0	9.55	
15A	General Season	5	5	0	0	0	37.00	
15A	**TOTAL SUBUNIT**	10	5	5	0	0		
15B	General Season	20	18	0	2	0	35.24	
15C	General Season	3	3	0	0	0	35.17	
15	**TOTAL UNIT**	33	26	5	2	0		
TOTAL MOUNTAIN RANGE		37	30	5	2	0		
OLGILVIE MOUNTAINS								
25B	General Season	1	1	0	0	0	37.25	
25	**TOTAL UNIT**	1	1	0	0	0		
TOTAL MOUNTAIN RANGE		1	1	0	0	0		
TALKEETNA, CHULITNA, WATANA MOUNTAINS								
13A	General Season	55	54	1	0	0	35.17	
13E	General Season	20	19	0	1	0	34.21	
13Z	General Season	1	1	0	0	0	36.75	
13	**TOTAL UNIT**	76	74	1	1	0		
14A	General Season	10	10	0	0	0	37.05	
14B	General Season	5	5	0	0	0	36.60	
14	**TOTAL UNIT**	15	15	0	0	0		
TOTAL MOUNTAIN RANGE		91	89	1	1	0		

1994-95 SHEEP HARVEST INFORMATION BY MOUNTAIN RANGE

MTN. RANGE	TYPE	TOTAL HARVEST	SEX MALE	SEX FEMALE	SEX UNKNOWN	UNREPORTED ILLEGAL	AVERAGE HORN LGTH / ANTLER WIDTH	COMMENTS
TANANA HILLS - WHITE MOUNTAINS								
20B	General Season	4	4	0	0	0	35.25	
20D	Drawing	0	0	0	0	0	0.00	
20E	Drawing	0	0	0	0	0	0.00	
20E	General Season	3	3	0	0	0	33.67	
20E	**TOTAL SUBUNIT**	3	3	0	0	0		
20F	General Season	0	0	0	0	0	0.00	
20	**TOTAL UNIT**	7	7	0	0	0		
25C	General Season	2	2	0	0	0	37.69	
25D	General Season	1	1	0	0	0	37.50	
25Z	General Season	0	0	0	0	0	0.00	
25	**TOTAL UNIT**	3	3	0	0	0		
TOTAL MOUNTAIN RANGE		10	10	0	0	0		
WRANGELL MOUNTAINS								
11	General Season	105	86	15	4	0	30.38	
11	**TOTAL UNIT**	105	86	15	4	0		
12	General Season	166	158	2	6	0	34.22	
12	**TOTAL UNIT**	166	158	2	6	0		
13C	General Season	2	2	0	0	0	34.00	
13	**TOTAL UNIT**	2	2	0	0	0		
TOTAL MOUNTAIN RANGE		273	246	17	10	0		
UNKNOWN								
11	General Season	2	1	1	0	0	24.50	
11	**TOTAL UNIT**	2	1	1	0	0		
13E	General Season	0	0	0	0	0	0.00	
13Z	General Season	0	0	0	0	0	0.00	
13	**TOTAL UNIT**	0	0	0	0	0		
14A	General Season	0	0	0	0	0	0.00	
14	**TOTAL UNIT**	0	0	0	0	0		
20Z	General Season	0	0	0	0	0	0.00	
20	**TOTAL UNIT**	0	0	0	0	0		
25Z	General Season	1	1	0	0	0	37.50	
25	**TOTAL UNIT**	1	1	0	0	0		
27Z	General Season	3	2	0	1	0	37.25	
27	**TOTAL UNIT**	3	2	0	1	0		
TOTAL MOUNTAIN RANGE		6	4	1	1	0		
TOTAL STATEWIDE		1040	974	45	21	0		

1994-95 HARVEST INFORMATION BY SPECIES: WOLF

GMU	TYPE	HUNT	TOTAL HARVEST	SEX MALE	SEX FEMALE	SEX UNKNOWN	UNREPORTED ILLEGAL	AVERAGE HORN LGTH./ ANTLER WIDTH	COMMENTS
Unit 01									
01A	Hunting/Trapping		40	22	18	0	n/a		
01B	Hunting/Trapping		16	10	6	0	n/a		
01C	Hunting/Trapping		7	4	1	2	n/a		
01D	Hunting/Trapping		2	1	1	0	n/a		
01	**TOTAL UNIT**		65	37	26	2	n/a		
Unit 02									
02	Hunting/Trapping		86	51	32	3	n/a		
02	**TOTAL UNIT**		86	51	32	3	n/a		
Unit 03									
03	Hunting/Trapping		54	31	23	0	n/a		
03	**TOTAL UNIT**		54	31	23	0	n/a		
Unit 05									
05A	Hunting/Trapping		18	12	3	3	n/a		
05B	Hunting/Trapping		1	1	0	0	n/a		
05	**TOTAL UNIT**		19	13	3	3	n/a		
Unit 06									
06A	Hunting/Trapping		0	0	0	0	0		
06B	Hunting/Trapping		0	0	0	0	0		
06C	Hunting/Trapping		0	0	0	0	2		
06D	Hunting/Trapping		0	0	0	0	0		
06	**TOTAL UNIT**		0	0	0	0	2		
Unit 07									
07	Hunting/Trapping		7	3	4	0	n/a		
07	**TOTAL UNIT**		7	3	4	0	n/a		
Unit 09									
09A	Hunting/Trapping		0	0	0	0	n/a		
09B	Hunting/Trapping		17	10	7	0	n/a		6 hunters took 17 wolves. Transportation data reflect mode of transport for each animal taken
09C	Hunting/Trapping		2	2	0	0	n/a		1 hunter took 2 wolves. Transportation data reflect mode of transport for each animal taken
09D	Hunting/Trapping		1	1	0	0	n/a		
09E	Hunting/Trapping		9	3	6	0	n/a		6 hunters took 9 wolves. Transportation data reflect mode of transport for each animal taken
09	**TOTAL UNIT**		29	16	13	0	n/a		

1994-95 HARVEST INFORMATION BY SPECIES: WOLF

GMU	TYPE	HUNT	TOTAL HARVEST	SEX			UNREPORTED ILLEGAL	AVERAGE HORN LGTH./ ANTLER WIDTH	COMMENTS
				MALE	FEMALE	UNKNOWN			
Unit 11									
11	Hunting/Trapping		35	17	18	0	n/a		
11	**TOTAL UNIT**		35	17	18	0	n/a		
Unit 12									
12	Hunting/Trapping		31	18	13	0	n/a		
12	**TOTAL UNIT**		31	18	13	0	n/a		
Unit 13									
13A	Hunting/Trapping		29	17	9	3	n/a		
13B	Hunting/Trapping		39	24	13	2	n/a		
13C	Hunting/Trapping		24	10	13	1	n/a		
13D	Hunting/Trapping		21	9	12	0	n/a		
13E	Hunting/Trapping		45	26	19	0	n/a		
13	**TOTAL UNIT**		158	86	66	6	n/a		
Unit 14									
14A	Hunting/Trapping		16	9	7	0	n/a		
14B	Hunting/Trapping		4	2	2	0	n/a		
14C	Hunting/Trapping		2	0	2	0	n/a		
14	**TOTAL UNIT**		22	11	11	0	n/a		
Unit 15									
15A	Hunting/Trapping		7	2	4	1	n/a		
15B	Hunting/Trapping		3	2	1	0	n/a		
15C	Hunting/Trapping		3	1	2	0	n/a		
15	**TOTAL UNIT**		13	5	7	1	n/a		
Unit 16									
16A	Hunting/Trapping		2	1	1	0	n/a		
16B	Hunting/Trapping		27	13	14	0	n/a		
16	**TOTAL UNIT**		29	14	15	0	n/a		
Unit 17									
17A	Hunting/Trapping		0	0	0	0	0		GMU 17A average harvest = 0.0 wolf/ successful trapper
17B	Hunting/Trapping		109	64	31	14	0		GMU 17B average harvest = 4.2 wolves/ successful trapper
17C	Hunting/Trapping		12	8	4	0	0		GMU 17C average harvest = 1.7 wolves/ successful trapper
17	**TOTAL UNIT**		121	72	35	14	0		
Unit 18									
18	Hunting/Trapping		6	3	0	3	n/a		
18	**TOTAL UNIT**		6	3	0	3	n/a		

1994-95 HARVEST INFORMATION BY SPECIES: WOLF

GMU	TYPE	HUNT	TOTAL HARVEST	SEX MALE	SEX FEMALE	SEX UNKNOWN	UNREPORTED ILLEGAL	AVERAGE HORN LGTH./ ANTLER WIDTH	COMMENTS
Unit 19									
19A	Hunting/Trapping		45	24	20	1	n/a		
19B	Hunting/Trapping		42	19	20	3	n/a		
19C	Hunting/Trapping		60	32	26	2	n/a		
19D	Hunting/Trapping		36	22	14	0	n/a		
19	**TOTAL UNIT**		183	97	80	6	n/a		
Unit 20									
20A	Hunting/Trapping		67	34	30	3	n/a		
20B	Hunting/Trapping		50	27	21	2	n/a		
20C	Hunting/Trapping		11	8	3	0	n/a		
20D	Hunting/Trapping		25	16	9	0	n/a		
20E	Hunting/Trapping		39	24	14	1	n/a		
20F	Hunting/Trapping		7	2	5	0	n/a		
20	**TOTAL UNIT**		199	111	82	6	n/a		
Unit 21									
21A	Hunting/Trapping		9	7	2	0	n/a		
21B	Hunting/Trapping		4	3	1	0	n/a		
21B	Other Mortality		1	0	0	1	0		Confiscated by ADF&G. Brought in by member of public. Method of take unknown
21B	**TOTAL SUBUNIT**		5	3	1	1	0		
21C	Hunting/Trapping		11	8	3	0	n/a		
21D	Hunting/Trapping		20	7	6	7	n/a		
21E	Hunting/Trapping		43	17	10	16	n/a		
21	**TOTAL UNIT**		88	42	22	24	n/a		
Unit 22									
22A	Hunting/Trapping		13	5	1	7	n/a		
22B	Hunting/Trapping		11	10	1	0	n/a		
22C	Hunting/Trapping		2	2	0	0	n/a		
22D	Hunting/Trapping		0	0	0	0	n/a		
22	**TOTAL UNIT**		26	17	2	7	n/a		
Unit 23									
23	Hunting/Trapping		52	23	19	10	n/a		The unreported harvest for this species is very high. Twelve wolves were reported trapped and 40 ground shot
23	**TOTAL UNIT**		52	23	19	10	n/a		
Unit 24									
24	Hunting/Trapping		88	54	26	8	n/a		
24	**TOTAL UNIT**		88	54	26	8	n/a		

1994-95 HARVEST INFORMATION BY SPECIES: WOLF

GMU	TYPE	HUNT	TOTAL HARVEST	SEX			UNREPORTED ILLEGAL	AVERAGE HORN LGTH./ ANTLER WIDTH	COMMENTS
				MALE	FEMALE	UNKNOWN			
Unit 25									
25A	Hunting/Trapping		17	7	10	0	n/a		
25B	Hunting/Trapping		15	4	8	3	n/a		
25C	Hunting/Trapping		13	10	3	0	n/a		
25D	Hunting/Trapping		32	18	12	2	n/a		
25	**TOTAL UNIT**		77	39	33	5	n/a		
Unit 26									
26A	Hunting/Trapping		46	31	15	0	n/a		
26B	Hunting/Trapping		18	11	7	0	n/a		
26C	Hunting/Trapping		5	4	1	0	n/a		
26	**TOTAL UNIT**		69	46	23	0	n/a		
	TOTAL STATEWIDE		1457	806	553	98	2		

1994-95 HARVEST INFORMATION BY SPECIES: WOLVERINE

GMU	TYPE	HUNT	TOTAL HARVEST	SEX			UNREPORTED ILLEGAL	AVERAGE HORN LGTH./ ANTLER WIDTH	COMMENTS
				MALE	FEMALE	UNKNOWN			
Unit 01									
01A	Hunting/Trapping		5	5	0	0	n/a		
01B	Hunting/Trapping		8	8	0	0	n/a		
01C	Hunting/Trapping		9	6	3	0	n/a		
01D	Hunting/Trapping		4	3	1	0	n/a		
01	**TOTAL UNIT**		26	22	4	0	n/a		
Unit 02									
02	Hunting/Trapping		n/a	n/a	n/a	n/a	n/a		
02	**TOTAL UNIT**		n/a	n/a	n/a	n/a	n/a		
Unit 03									
03	Hunting/Trapping		1	1	0	0	n/a		
03	**TOTAL UNIT**		1	1	0	0	n/a		
Unit 05									
05A	Hunting/Trapping		9	5	4	0	n/a		
05B	Hunting/Trapping		0	0	0	0	n/a		
05	**TOTAL UNIT**		9	5	4	0	n/a		
Unit 06									
06A	Hunting/Trapping		0	0	0	0	0		
06B	Hunting/Trapping		0	0	0	0	0		
06C	Hunting/Trapping		9	4	5	0	1		
06D	Hunting/Trapping		10	3	7	0	2		
06	**TOTAL UNIT**		19	7	12	0	3		
Unit 07									
07	Hunting/Trapping		13	7	4	2	n/a		
07	**TOTAL UNIT**		13	7	4	2	n/a		
Unit 09									
09A	Hunting/Trapping		9	1	8	0	n/a		3 hunters took 9 wolverines. Transportation data reflect mode of transport for each animal taken
09B	Hunting/Trapping		29	16	11	2	n/a		14 hunters took 29 wolverines. Transportation data reflect mode of transport for each animal taken
09C	Hunting/Trapping		22	16	5	1	n/a		6 hunters took 22 wolverines. Transportation data reflect mode of transport for each animal taken
09D	Hunting/Trapping		1	0	1	0	n/a		
09E	Hunting/Trapping		8	7	0	1	n/a		
09	**TOTAL UNIT**		69	40	25	4	n/a		

1994-95 HARVEST INFORMATION BY SPECIES: WOLVERINE

GMU	TYPE	HUNT	TOTAL HARVEST	SEX			UNREPORTED ILLEGAL	AVERAGE HORN LGTH./ ANTLER WIDTH	COMMENTS
				MALE	FEMALE	UNKNOWN			
Unit 11									
11	Hunting/Trapping		11	10	1	0	n/a		
11	**TOTAL UNIT**		11	10	1	0	n/a		
Unit 12									
12	Hunting/Trapping		21	12	9	0	n/a		
12	**TOTAL UNIT**		21	12	9	0	n/a		
Unit 13									
13A	Hunting/Trapping		6	2	4	0	n/a		
13B	Hunting/Trapping		1	1	0	0	n/a		
13C	Hunting/Trapping		1	0	1	0	n/a		
13D	Hunting/Trapping		14	7	7	0	n/a		
13E	Hunting/Trapping		13	4	8	1	n/a		
13	**TOTAL UNIT**		35	14	20	1	n/a		
Unit 14									
14A	Hunting/Trapping		1	1	0	0	n/a		
14B	Hunting/Trapping		3	1	2	0	n/a		
14C	Hunting/Trapping		1	1	0	0	n/a		
14	**TOTAL UNIT**		5	3	2	0	n/a		
Unit 15									
15B	Hunting/Trapping		3	1	2	0	n/a		
15C	Hunting/Trapping		9	3	6	0	n/a		
15	**TOTAL UNIT**		12	4	8	0	n/a		
Unit 16									
16A	Hunting/Trapping		6	2	4	0	n/a		
16B	Hunting/Trapping		22	14	8	0	n/a		
16	**TOTAL UNIT**		28	16	12	0	n/a		
Unit 17									
17A	Hunting/Trapping		8	7	1	0	0		GMU 17A average harvest = 2.0 woverine/ successful trapper
17B	Hunting/Trapping		43	22	19	2	0		GMU 17B average harvest = 2.3 wolverine/ successful trapper
17C	Hunting/Trapping		4	3	1	0	0		GMU 17C average harvest = 1.0 wolverine/ successful trapper
17	**TOTAL UNIT**		55	32	21	2	0		
Unit 18									
18	Hunting/Trapping		4	3	0	1	n/a		
18	**TOTAL UNIT**		4	3	0	1	n/a		

1994-95 HARVEST INFORMATION BY SPECIES: WOLVERINE

GMU	TYPE	HUNT	TOTAL HARVEST	SEX			UNREPORTED ILLEGAL	AVERAGE HORN LGTH./ ANTLER WIDTH	COMMENTS
				MALE	FEMALE	UNKNOWN			
Unit 19									
19A	Hunting/Trapping		17	11	4	2	n/a		
19B	Hunting/Trapping		48	33	15	0	n/a		
19C	Hunting/Trapping		28	20	8	0	n/a		
19D	Hunting/Trapping		12	7	5	0	n/a		
19	**TOTAL UNIT**		105	71	32	2	n/a		
Unit 20									
20A	Hunting/Trapping		14	6	7	1	n/a		
20B	Hunting/Trapping		5	2	3	0	n/a		
20C	Hunting/Trapping		7	5	2	0	n/a		
20D	Hunting/Trapping		12	5	7	0	n/a		
20E	Hunting/Trapping		7	3	4	0	n/a		
20F	Hunting/Trapping		4	2	2	0	n/a		
20	**TOTAL UNIT**		49	23	25	1	n/a		
Unit 21									
21A	Hunting/Trapping		4	4	0	0	n/a		
21B	Hunting/Trapping		1	1	0	0	n/a		
21C	Hunting/Trapping		8	3	5	0	n/a		
21D	Hunting/Trapping		6	2	4	0	n/a		
21E	Hunting/Trapping		9	4	2	3	n/a		
21	**TOTAL UNIT**		28	14	11	3	n/a		
Unit 22									
22A	Hunting/Trapping		6	3	3	0	n/a		
22B	Hunting/Trapping		5	5	0	0	n/a		
22C	Hunting/Trapping		1	1	0	0	n/a		
22	**TOTAL UNIT**		12	9	3	0	n/a		
Unit 23									
23	Hunting/Trapping		16	10	5	1	n/a		The unreported harvest for this species is very high. Reported methods of take were trapping and ground-shooting.
23	**TOTAL UNIT**		16	10	5	1	n/a		
Unit 24									
24	Hunting/Trapping		29	17	12	0	n/a		
24	**TOTAL UNIT**		29	17	12	0	n/a		
Unit 25									
25A	Hunting/Trapping		25	16	8	1	n/a		
25B	Hunting/Trapping		18	8	10	0	n/a		
25C	Hunting/Trapping		3	2	1	0	n/a		
25D	Hunting/Trapping		9	1	5	3	n/a		
25	**TOTAL UNIT**		55	27	24	4	n/a		

1994-95 HARVEST INFORMATION BY SPECIES: WOLVERINE

GMU	TYPE	HUNT	TOTAL HARVEST	SEX			UNREPORTED ILLEGAL	AVERAGE HORN LGTH./ ANTLER WIDTH	COMMENTS
				MALE	FEMALE	UNKNOWN			
Unit 26									
26A	Hunting/Trapping		16	10	6	0	n/a		
26B	Hunting/Trapping		8	6	2	0	n/a		
26	**TOTAL UNIT**		24	16	8	0	n/a		
	TOTAL STATEWIDE		626	363	242	21	3		

1994-95 HUNTER INFORMATION BY SPECIES: BEAVER

			SUCCESSFUL HUNTERS					UNSUCCESSFUL HUNTERS					PERCENT SUCCESSFUL					EFFORT	
GMU	TYPE	HUNT	TOTAL	UNIT RES	OTHER STATE RES	NON-RES	UNKN. RES	TOTAL	UNIT RES	OTHER STATE RES	NON-RES	UNKN RES	TOTAL	UNIT RES	OTHER STATE RES	NON-RES	UNKN RES	TOTAL HUNTER DAYS	AVG. HUNTER EFFORT
Unit 01																			
01A	Trapping		19	19	0	0	0	n/a	n/a	n/a	n/a	n/a	n/a	n/a	0.00	0.00	0.00	n/a	n/a
01B	Trapping		2	0	1	0	1	n/a	n/a	n/a	n/a	n/a	n/a	0.00	n/a	0.00	n/a	n/a	n/a
01C	Trapping		10	10	0	0	0	n/a	n/a	n/a	n/a	n/a	n/a	n/a	0.00	0.00	0.00	n/a	n/a
01	**TOTAL UNIT**		31	29	1	0	1	n/a	n/a	n/a	n/a	n/a							
Unit 02																			
02	Trapping		161	159	2	0	0	n/a	n/a	n/a	n/a	n/a	n/a	n/a	n/a	0.00	0.00	n/a	n/a
02	**TOTAL UNIT**		161	159	2	0	0	n/a	n/a	n/a	n/a	n/a							
Unit 03																			
03	Trapping		25	25	0	0	0	n/a	n/a	n/a	n/a	n/a	n/a	n/a	0.00	0.00	0.00	n/a	n/a
03	**TOTAL UNIT**		25	25	0	0	0	n/a	n/a	n/a	n/a	n/a							
Unit 04																			
04	Trapping		8	0	8	0	0	n/a	n/a	n/a	n/a	n/a	n/a	0.00	n/a	0.00	0.00	n/a	n/a
04	**TOTAL UNIT**		8	0	8	0	0	n/a	n/a	n/a	n/a	n/a							
Unit 05																			
05A	Trapping		0	0	0	0	0	n/a	n/a	n/a	n/a	n/a	0.00	0.00	0.00	0.00	0.00	n/a	n/a
05B	Trapping		0	0	0	0	0	n/a	n/a	n/a	n/a	n/a	0.00	0.00	0.00	0.00	0.00	n/a	n/a
05	**TOTAL UNIT**		0	0	0	0	0	n/a	n/a	n/a	n/a	n/a							
Unit 06																			
06A	Trapping		0	0	0	0	0	n/a	n/a	n/a	n/a	n/a	0.00	0.00	0.00	0.00	0.00	n/a	n/a
06B	Trapping		0	0	0	0	0	n/a	n/a	n/a	n/a	n/a	0.00	0.00	0.00	0.00	0.00	n/a	n/a
06C	Trapping		46	22	0	0	24	n/a	n/a	n/a	n/a	n/a	n/a	n/a	0.00	0.00	n/a	n/a	n/a
06D	Trapping		0	0	0	0	0	n/a	n/a	n/a	n/a	n/a	0.00	0.00	0.00	0.00	0.00	n/a	n/a
06	**TOTAL UNIT**		46	22	0	0	24	n/a	n/a	n/a	n/a	n/a							
Unit 07																			
07	Trapping		56	10	38	0	8	n/a	n/a	n/a	n/a	n/a	n/a	n/a	n/a	0.00	n/a	n/a	n/a
07	**TOTAL UNIT**		56	10	38	0	8	n/a	n/a	n/a	n/a	n/a							
Unit 08																			
08	Trapping		29	29	0	0	0	n/a	n/a	n/a	n/a	n/a	n/a	n/a	0.00	0.00	0.00	n/a	n/a
08	**TOTAL UNIT**		29	29	0	0	0	n/a	n/a	n/a	n/a	n/a							
Unit 09																			
09A	Trapping		0	0	0	0	0	n/a	n/a	n/a	n/a	n/a	0.00	0.00	0.00	0.00	0.00	n/a	n/a
09B	Trapping		9	7	2	0	0	n/a	n/a	n/a	n/a	n/a	n/a	n/a	n/a	0.00	0.00	n/a	n/a
09C	Trapping		9	9	0	0	0	n/a	n/a	n/a	n/a	n/a	n/a	n/a	0.00	0.00	0.00	n/a	n/a

1994-95 HUNTER INFORMATION BY SPECIES: BEAVER

GMU	TYPE	HUNT	SUCCESSFUL HUNTERS TOTAL	UNIT RES	OTHER STATE RES	NON-RES	UNKN. RES	UNSUCCESSFUL HUNTERS TOTAL	UNIT RES	OTHER STATE RES	NON-RES	UNKN RES	PERCENT SUCCESSFUL TOTAL	UNIT RES	OTHER STATE RES	NON-RES	UNKN RES	EFFORT TOTAL HUNTER DAYS	EFFORT AVG HUNTER EFFORT
Unit 09																			
09D	Trapping		0	0	0	0	0	n/a	n/a	n/a	n/a	n/a	0.00	0.00	0.00	0.00	0.00	n/a	n/a
09E	Trapping		1	0	1	0	0	n/a	n/a	n/a	n/a	n/a	n/a	0.00	n/a	0.00	0.00	n/a	n/a
09	**TOTAL UNIT**		19	16	3	0	0	n/a	n/a	n/a	n/a	n/a							
Unit 11																			
11	Trapping		12	0	12	0	0	n/a	n/a	n/a	n/a	n/a	n/a	0.00	n/a	0.00	0.00	n/a	n/a
11	**TOTAL UNIT**		12	0	12	0	0	n/a	n/a	n/a	n/a	n/a							
Unit 12																			
12	Trapping		26	16	10	0	0	n/a	n/a	n/a	n/a	n/a	n/a	n/a	n/a	0.00	0.00	n/a	n/a
12	**TOTAL UNIT**		26	16	10	0	0	n/a	n/a	n/a	n/a	n/a							
Unit 13																			
13A	Trapping		39	6	31	0	2	n/a	n/a	n/a	n/a	n/a	n/a	n/a	n/a	0.00	n/a	n/a	n/a
13B	Trapping		39	30	9	0	0	n/a	n/a	n/a	n/a	n/a	n/a	n/a	n/a	0.00	0.00	n/a	n/a
13C	Trapping		19	15	3	0	1	n/a	n/a	n/a	n/a	n/a	n/a	n/a	n/a	0.00	n/a	n/a	n/a
13D	Trapping		15	7	8	0	0	n/a	n/a	n/a	n/a	n/a	n/a	n/a	n/a	0.00	0.00	n/a	n/a
13E	Trapping		162	42	117	0	3	n/a	n/a	n/a	n/a	n/a	n/a	n/a	n/a	0.00	n/a	n/a	n/a
13	**TOTAL UNIT**		274	100	168	0	6	n/a	n/a	n/a	n/a	n/a							
Unit 14																			
14A	Trapping		85	80	0	0	5	n/a	n/a	n/a	n/a	n/a	n/a	n/a	0.00	0.00	n/a	n/a	n/a
14B	Trapping		55	55	0	0	0	n/a	n/a	n/a	n/a	n/a	n/a	n/a	0.00	0.00	0.00	n/a	n/a
14C	Trapping		24	18	0	0	6	n/a	n/a	n/a	n/a	n/a	n/a	n/a	0.00	0.00	n/a	n/a	n/a
14	**TOTAL UNIT**		164	153	0	0	11	n/a	n/a	n/a	n/a	n/a							
Unit 15																			
15A	Trapping		18	16	0	0	2	n/a	n/a	n/a	n/a	n/a	n/a	n/a	0.00	0.00	n/a	n/a	n/a
15C	Trapping		13	13	0	0	0	n/a	n/a	n/a	n/a	n/a	n/a	n/a	0.00	0.00	0.00	n/a	n/a
15	**TOTAL UNIT**		31	29	0	0	2	n/a	n/a	n/a	n/a	n/a							
Unit 16																			
16A	Trapping		21	5	16	0	0	n/a	n/a	n/a	n/a	n/a	n/a	n/a	n/a	0.00	0.00	n/a	n/a
16B	Trapping		45	3	42	0	0	n/a	n/a	n/a	n/a	n/a	n/a	n/a	n/a	0.00	0.00	n/a	n/a
16	**TOTAL UNIT**		66	8	58	0	0	n/a	n/a	n/a	n/a	n/a							
Unit 17																			
17A	Trapping		17	17	0	0	0	n/a	n/a	n/a	n/a	n/a	n/a	n/a	0.00	0.00	0.00	n/a	n/a
17B	Trapping		21	19	2	0	0	n/a	n/a	n/a	n/a	n/a	n/a	n/a	n/a	0.00	0.00	n/a	n/a
17C	Trapping		48	46	2	0	0	n/a	n/a	n/a	n/a	n/a	n/a	n/a	n/a	0.00	0.00	n/a	n/a
17	**TOTAL UNIT**		86	82	4	0	0	n/a	n/a	n/a	n/a	n/a							

1994-95 HUNTER INFORMATION BY SPECIES: BEAVER

GMU	TYPE	HUNT	SUCCESSFUL HUNTERS TOTAL	UNIT RES	OTHER STATE RES	NON-RES	UNKN. RES	UNSUCCESSFUL HUNTERS TOTAL	UNIT RES	OTHER STATE RES	NON-RES	UNKN. RES	PERCENT SUCCESSFUL TOTAL	UNIT RES	OTHER STATE RES	NON-RES	UNKN. RES	EFFORT TOTAL HUNTER DAYS	EFFORT AVG. HUNTER EFFORT
Unit 18																			
18	Trapping		478	285	29	0	164	n/a	n/a	n/a	n/a	n/a	n/a	n/a	n/a	0.00	n/a	n/a	n/a
18	**TOTAL UNIT**		478	285	29	0	164	n/a	n/a	n/a	n/a	n/a							
Unit 19																			
19A	Trapping		80	57	5	0	18	n/a	n/a	n/a	n/a	n/a	n/a	n/a	n/a	0.00	n/a	n/a	n/a
19B	Trapping		33	22	11	0	0	n/a	n/a	n/a	n/a	n/a	n/a	n/a	n/a	0.00	0.00	n/a	n/a
19C	Trapping		0	0	0	0	0	n/a	n/a	n/a	n/a	n/a	0.00	0.00	0.00	0.00	0.00	n/a	n/a
19D	Trapping		75	72	0	0	3	n/a	n/a	n/a	n/a	n/a	n/a	n/a	0.00	0.00	n/a	n/a	n/a
19	**TOTAL UNIT**		188	151	16	0	21	n/a	n/a	n/a	n/a	n/a							
Unit 20																			
20A	Trapping		90	85	2	0	3	n/a	n/a	n/a	n/a	n/a	n/a	n/a	n/a	0.00	n/a	n/a	n/a
20B	Trapping		507	478	3	0	26	n/a	n/a	n/a	n/a	n/a	n/a	n/a	n/a	0.00	n/a	n/a	n/a
20C	Trapping		166	155	8	0	3	n/a	n/a	n/a	n/a	n/a	n/a	n/a	n/a	0.00	n/a	n/a	n/a
20D	Trapping		20	15	1	0	4	n/a	n/a	n/a	n/a	n/a	n/a	n/a	n/a	0.00	n/a	n/a	n/a
20E	Trapping		0	0	0	0	0	n/a	n/a	n/a	n/a	n/a	0.00	0.00	0.00	0.00	0.00	n/a	n/a
20F	Trapping		25	25	0	0	0	n/a	n/a	n/a	n/a	n/a	n/a	n/a	0.00	0.00	0.00	n/a	n/a
20	**TOTAL UNIT**		808	758	14	0	36	n/a	n/a	n/a	n/a	n/a							
Unit 21																			
21A	Trapping		87	24	63	0	0	n/a	n/a	n/a	n/a	n/a	n/a	n/a	n/a	0.00	0.00	n/a	n/a
21B	Trapping		14	3	10	1	0	n/a	n/a	n/a	n/a	n/a	n/a	n/a	n/a	n/a	0.00	n/a	n/a
21C	Trapping		3	0	3	0	0	n/a	n/a	n/a	n/a	n/a	n/a	0.00	n/a	0.00	0.00	n/a	n/a
21D	Trapping		153	147	0	0	6	n/a	n/a	n/a	n/a	n/a	n/a	n/a	0.00	0.00	n/a	n/a	n/a
21E	Trapping		160	131	14	0	15	n/a	n/a	n/a	n/a	n/a	n/a	n/a	n/a	0.00	n/a	n/a	n/a
21	**TOTAL UNIT**		417	305	90	1	21	n/a	n/a	n/a	n/a	n/a							
Unit 22																			
22A	Trapping		0	0	0	0	0	n/a	n/a	n/a	n/a	n/a	0.00	0.00	0.00	0.00	0.00	n/a	n/a
22B	Trapping		10	10	0	0	0	n/a	n/a	n/a	n/a	n/a	n/a	n/a	0.00	0.00	0.00	n/a	n/a
22C	Trapping		5	5	0	0	0	n/a	n/a	n/a	n/a	n/a	n/a	n/a	0.00	0.00	0.00	n/a	n/a
22D	Trapping		2	2	0	0	0	n/a	n/a	n/a	n/a	n/a	n/a	n/a	0.00	0.00	0.00	n/a	n/a
22	**TOTAL UNIT**		17	17	0	0	0	n/a	n/a	n/a	n/a	n/a							
Unit 23																			
23	Trapping		2	1	1	0	0	n/a	n/a	n/a	n/a	n/a	n/a	n/a	n/a	0.00	0.00	n/a	n/a
23	**TOTAL UNIT**		2	1	1	0	0	n/a	n/a	n/a	n/a	n/a							
Unit 24																			
24	Trapping		147	124	0	0	23	n/a	n/a	n/a	n/a	n/a	n/a	n/a	0.00	0.00	n/a	n/a	n/a
24	**TOTAL UNIT**		147	124	0	0	23	n/a	n/a	n/a	n/a	n/a							

1994-95 HUNTER INFORMATION BY SPECIES: BEAVER

GMU	TYPE	HUNT	SUCCESSFUL HUNTERS TOTAL	SUCCESSFUL HUNTERS UNIT RES	SUCCESSFUL HUNTERS OTHER STATE RES	SUCCESSFUL HUNTERS NON-RES	SUCCESSFUL HUNTERS UNKN RES	UNSUCCESSFUL HUNTERS TOTAL	UNSUCCESSFUL HUNTERS UNIT RES	UNSUCCESSFUL HUNTERS OTHER STATE RES	UNSUCCESSFUL HUNTERS NON-RES	UNSUCCESSFUL HUNTERS UNKN RES	PERCENT SUCCESSFUL TOTAL	PERCENT SUCCESSFUL UNIT RES	PERCENT SUCCESSFUL OTHER STATE RES	PERCENT SUCCESSFUL NON-RES	PERCENT SUCCESSFUL UNKN RES	EFFORT TOTAL HUNTER DAYS	EFFORT AVG. HUNTER EFFORT
Unit 25																			
25A	Trapping		14	8	6	0	0	n/a	n/a	n/a	n/a	n/a	n/a	n/a	n/a	0.00	0.00	n/a	n/a
25B	Trapping		38	30	7	1	0	n/a	n/a	n/a	n/a	n/a	n/a	n/a	n/a	n/a	0.00	n/a	n/a
25C	Trapping		1	1	0	0	0	n/a	n/a	n/a	n/a	n/a	n/a	n/a	0.00	0.00	0.00	n/a	n/a
25D	Trapping		83	63	20	0	0	n/a	n/a	n/a	n/a	n/a	n/a	n/a	n/a	0.00	0.00	n/a	n/a
25	**TOTAL UNIT**		136	102	33	1	0	n/a	n/a	n/a	n/a	n/a							
TOTAL STATEWIDE			3227	2421	487	2	317	n/a	n/a	n/a	n/a	n/a							

1994-95 HUNTER INFORMATION BY SPECIES: BISON

GMU	TYPE	HUNT	SUCCESSFUL HUNTERS TOTAL	UNIT RES	OTHER STATE RES	NON-RES	UNKN. RES	UNSUCCESSFUL HUNTERS TOTAL	UNIT RES	OTHER STATE RES	NON-RES	UNKN RES	PERCENT SUCCESSFUL TOTAL	UNIT RES	OTHER STATE RES	NON-RES	UNKN. RES	EFFORT TOTAL HUNTER DAYS	EFFORT AVG. HUNTER EFFORT
Unit 19																			
19C	Drawing	DI351	10	1	9	0	0	10	0	10	0	0	50.00	100.00	47.37	0.00	0.00	119	5.95
19C	Drawing	DI352	11	1	10	0	0	0	0	0	0	0	100.00	100.00	100.00	0.00	0.00	44	4.00
19C	**TOTAL SUBUNIT**		21	2	19	0	0	10	0	10	0	0							
19D	Drawing	DI351	0	0	0	0	0	0	0	0	0	0	0.00	0.00	0.00	0.00	0.00	0	0.00
19D	Drawing	DI352	1	0	1	0	0	0	0	0	0	0	100.00	0.00	100.00	0.00	0.00	5	5.00
19D	**TOTAL SUBUNIT**		1	0	1	0	0	0	0	0	0	0							
19	**TOTAL UNIT**		22	2	20	0	0	10	0	10	0	0							
Unit 20																			
20D	Drawing	DI403	19	6	13	0	0	0	0	0	0	0	100.00	100.00	100.00	0.00	0.00	56	2.95
20D	Drawing	DI404	19	1	18	0	0	1	1	0	0	0	95.00	50.00	100.00	0.00	0.00	58	2.90
20D	**TOTAL SUBUNIT**		38	7	31	0	0	1	1	0	0	0							
20	**TOTAL UNIT**		38	7	31	0	0	1	1	0	0	0							
TOTAL STATEWIDE			60	9	51	0	0	11	1	10	0	0							

1994-95 HUNTER INFORMATION BY SPECIES: BLACK BEAR

GMU	TYPE	HUNT	SUCCESSFUL HUNTERS TOTAL	SUCCESSFUL HUNTERS UNIT RES	SUCCESSFUL HUNTERS OTHER STATE RES	SUCCESSFUL HUNTERS NON-RES	SUCCESSFUL HUNTERS UNKN. RES	UNSUCCESSFUL HUNTERS TOTAL	UNSUCCESSFUL HUNTERS UNIT RES	UNSUCCESSFUL HUNTERS OTHER STATE RES	UNSUCCESSFUL HUNTERS NON-RES	UNSUCCESSFUL HUNTERS UNKN RES	PERCENT SUCCESSFUL TOTAL	PERCENT SUCCESSFUL UNIT RES	PERCENT SUCCESSFUL OTHER STATE RES	PERCENT SUCCESSFUL NON-RES	PERCENT SUCCESSFUL UNKN RES	EFFORT TOTAL HUNTER DAYS	EFFORT AVG. HUNTER EFFORT
Unit 01																			
01A	General Season		46	30	6	10	0	n/a	n/a	n/a	n/a	n/a	n/a	n/a	n/a	n/a	0.00	n/a	n/a
01B	General Season		12	2	3	7	0	n/a	n/a	n/a	n/a	n/a	n/a	n/a	n/a	n/a	0.00	n/a	n/a
01C	General Season		55	36	9	10	0	n/a	n/a	n/a	n/a	n/a	n/a	n/a	n/a	n/a	0.00	n/a	n/a
01D	General Season		20	15	2	3	0	n/a	n/a	n/a	n/a	n/a	n/a	n/a	n/a	n/a	0.00	n/a	n/a
01	**TOTAL UNIT**		133	83	20	30	0	n/a	n/a	n/a	n/a	n/a							
Unit 02																			
02	General Season		235	33	49	149	4	n/a	n/a	n/a	n/a	n/a	n/a	n/a	n/a	n/a	n/a	n/a	n/a
02	**TOTAL UNIT**		235	33	49	149	4	n/a	n/a	n/a	n/a	n/a							
Unit 03																			
03	General Season		214	32	61	121	0	n/a	n/a	n/a	n/a	n/a	n/a	n/a	n/a	n/a	0.00	n/a	n/a
03	**TOTAL UNIT**		214	32	61	121	0	n/a	n/a	n/a	n/a	n/a							
Unit 05																			
05A	General Season		14	4	4	6	0	n/a	n/a	n/a	n/a	n/a	n/a	n/a	n/a	n/a	0.00	n/a	n/a
05B	General Season		0	0	0	0	0	n/a	n/a	n/a	n/a	n/a	0.00	0.00	0.00	0.00	0.00	n/a	n/a
05	**TOTAL UNIT**		14	4	4	6	0	n/a	n/a	n/a	n/a	n/a							
Unit 06																			
06A	General Season		16	0	2	14	0	n/a	n/a	n/a	n/a	n/a	n/a	0.00	n/a	n/a	0.00	n/a	n/a
06B	General Season		7	0	6	1	0	n/a	n/a	n/a	n/a	n/a	n/a	0.00	n/a	n/a	0.00	n/a	n/a
06C	General Season		15	10	3	2	0	n/a	n/a	n/a	n/a	n/a	n/a	n/a	n/a	n/a	0.00	n/a	n/a
06D	General Season		167	11	105	46	5	n/a	n/a	n/a	n/a	n/a	n/a	n/a	n/a	n/a	n/a	n/a	n/a
06	**TOTAL UNIT**		205	21	116	63	5	n/a	n/a	n/a	n/a	n/a							
Unit 07																			
07	General Season		84	12	66	5	1	n/a	n/a	n/a	n/a	n/a	n/a	n/a	n/a	n/a	n/a	n/a	n/a
07	**TOTAL UNIT**		84	12	66	5	1	n/a	n/a	n/a	n/a	n/a							
Unit 09																			
09A	General Season		n/a	n/a	n/a	n/a	n/a	n/a	n/a	n/a	n/a	n/a	n/a	n/a	n/a	n/a	n/a	n/a	n/a
09B	General Season		n/a	n/a	n/a	n/a	n/a	n/a	n/a	n/a	n/a	n/a	n/a	n/a	n/a	n/a	n/a	n/a	n/a
09	**TOTAL UNIT**		n/a	n/a	n/a	n/a	n/a	n/a	n/a	n/a	n/a	n/a							
Unit 11																			
11	General Season		18	1	15	2	0	n/a	n/a	n/a	n/a	n/a	n/a	n/a	n/a	n/a	0.00	n/a	n/a
11	**TOTAL UNIT**		18	1	15	2	0	n/a	n/a	n/a	n/a	n/a							
Unit 12																			
12	General Season		34	24	8	1	1	n/a	n/a	n/a	n/a	n/a	n/a	n/a	n/a	n/a	n/a	n/a	n/a
12	**TOTAL UNIT**		34	24	8	1	1	n/a	n/a	n/a	n/a	n/a							

1994-95 HUNTER INFORMATION BY SPECIES: BLACK BEAR

			SUCCESSFUL HUNTERS					UNSUCCESSFUL HUNTERS					PERCENT SUCCESSFUL					EFFORT	
GMU	TYPE	HUNT	TOTAL	UNIT RES	OTHER STATE RES	NON-RES	UNKN. RES	TOTAL	UNIT RES	OTHER STATE RES	NON-RES	UNKN RES	TOTAL	UNIT RES	OTHER STATE RES	NON-RES	UNKN. RES	TOTAL HUNTER DAYS	AVG. HUNTER EFFORT
Unit 13																			
13A	General Season		12	4	4	3	1	n/a	n/a	n/a	n/a	n/a	n/a	n/a	n/a	n/a	n/a	n/a	n/a
13B	General Season		4	1	3	0	0	n/a	n/a	n/a	n/a	n/a	n/a	n/a	n/a	0.00	0.00	n/a	n/a
13C	General Season		5	2	3	0	0	n/a	n/a	n/a	n/a	n/a	n/a	n/a	n/a	0.00	0.00	n/a	n/a
13D	General Season		36	18	12	5	1	n/a	n/a	n/a	n/a	n/a	n/a	n/a	n/a	n/a	n/a	n/a	n/a
13E	General Season		43	0	33	7	3	n/a	n/a	n/a	n/a	n/a	n/a	0.00	n/a	n/a	n/a	n/a	n/a
13	**TOTAL UNIT**		100	25	55	15	5	n/a	n/a	n/a	n/a	n/a							
Unit 14																			
14A	General Season		45	42	1	0	2	n/a	n/a	n/a	n/a	n/a	n/a	n/a	n/a	0.00	n/a	n/a	n/a
14B	General Season		16	11	1	3	1	n/a	n/a	n/a	n/a	n/a	n/a	n/a	n/a	n/a	n/a	n/a	n/a
14C	General Season		18	18	0	0	0	n/a	n/a	n/a	n/a	n/a	n/a	n/a	0.00	0.00	0.00	n/a	n/a
14	**TOTAL UNIT**		79	71	2	3	3	n/a	n/a	n/a	n/a	n/a							
Unit 15																			
15A	General Season		33	17	10	5	1	n/a	n/a	n/a	n/a	n/a	n/a	n/a	n/a	n/a	n/a	n/a	n/a
15B	General Season		11	9	2	0	0	n/a	n/a	n/a	n/a	n/a	n/a	n/a	n/a	0.00	0.00	n/a	n/a
15C	General Season		122	73	25	19	5	n/a	n/a	n/a	n/a	n/a	n/a	n/a	n/a	n/a	n/a	n/a	n/a
15	**TOTAL UNIT**		166	99	37	24	6	n/a	n/a	n/a	n/a	n/a							
Unit 16																			
16A	General Season		44	4	29	10	1	n/a	n/a	n/a	n/a	n/a	n/a	n/a	n/a	n/a	n/a	n/a	n/a
16B	General Season		66	7	45	10	4	n/a	n/a	n/a	n/a	n/a	n/a	n/a	n/a	n/a	n/a	n/a	n/a
16	**TOTAL UNIT**		110	11	74	20	5	n/a	n/a	n/a	n/a	n/a							
Unit 17																			
17A	General Season		0	0	0	0	0	n/a	n/a	n/a	n/a	n/a	0.00	0.00	0.00	0.00	0.00	n/a	n/a
17B	General Season		13	0	1	11	1	n/a	n/a	n/a	n/a	n/a	n/a	0.00	n/a	n/a	n/a	n/a	n/a
17C	General Season		0	0	0	0	0	n/a	n/a	n/a	n/a	n/a	0.00	0.00	0.00	0.00	0.00	n/a	n/a
17	**TOTAL UNIT**		13	0	1	11	1	n/a	n/a	n/a	n/a	n/a							
Unit 18																			
18	General Season		n/a	n/a	n/a	n/a	n/a	n/a	n/a	n/a	n/a	n/a	n/a	n/a	n/a	n/a	n/a	n/a	n/a
18	**TOTAL UNIT**		n/a	n/a	n/a	n/a	n/a	n/a	n/a	n/a	n/a	n/a							
Unit 19																			
19A	General Season		2	0	0	2	0	n/a	n/a	n/a	n/a	n/a	n/a	0.00	0.00	n/a	0.00	n/a	n/a
19B	General Season		3	0	1	2	0	n/a	n/a	n/a	n/a	n/a	n/a	0.00	n/a	n/a	0.00	n/a	n/a
19C	General Season		1	0	0	1	0	n/a	n/a	n/a	n/a	n/a	n/a	0.00	0.00	n/a	0.00	n/a	n/a
19D	General Season		1	0	1	0	0	n/a	n/a	n/a	n/a	n/a	n/a	0.00	n/a	0.00	0.00	n/a	n/a
19	**TOTAL UNIT**		7	0	2	5	0	n/a	n/a	n/a	n/a	n/a							

1994-95 HUNTER INFORMATION BY SPECIES: BLACK BEAR

GMU	TYPE	HUNT	SUCCESSFUL HUNTERS TOTAL	UNIT RES	OTHER STATE RES	NON-RES	UNKN. RES	UNSUCCESSFUL HUNTERS TOTAL	UNIT RES	OTHER STATE RES	NON-RES	UNKN. RES	PERCENT SUCCESSFUL TOTAL	UNIT RES	OTHER STATE RES	NON-RES	UNKN. RES	EFFORT TOTAL HUNTER DAYS	EFFORT AVG HUNTER EFFORT
Unit 20																			
20A	General Season		46	34	6	4	2	n/a	n/a	n/a	n/a	n/a	n/a	n/a	n/a	n/a	n/a	n/a	n/a
20B	General Season		178	164	3	9	2	n/a	n/a	n/a	n/a	n/a	n/a	n/a	n/a	n/a	n/a	n/a	n/a
20C	General Season		22	19	3	0	0	n/a	n/a	n/a	n/a	n/a	n/a	n/a	n/a	0.00	0.00	n/a	n/a
20D	General Season		14	12	2	0	0	n/a	n/a	n/a	n/a	n/a	n/a	n/a	n/a	0.00	0.00	n/a	n/a
20E	General Season		18	13	5	0	0	n/a	n/a	n/a	n/a	n/a	n/a	n/a	n/a	0.00	0.00	n/a	n/a
20F	General Season		46	41	1	2	2	n/a	n/a	n/a	n/a	n/a	n/a	n/a	n/a	n/a	n/a	n/a	n/a
20	**TOTAL UNIT**		324	283	20	15	6	n/a	n/a	n/a	n/a	n/a							
Unit 21																			
21A	General Season		n/a	n/a	n/a	n/a	n/a	n/a	n/a	n/a	n/a	n/a	n/a	n/a	n/a	n/a	n/a	n/a	n/a
21B	General Season		n/a	n/a	n/a	n/a	n/a	n/a	n/a	n/a	n/a	n/a	n/a	n/a	n/a	n/a	n/a	n/a	n/a
21C	General Season		n/a	n/a	n/a	n/a	n/a	n/a	n/a	n/a	n/a	n/a	n/a	n/a	n/a	n/a	n/a	n/a	n/a
21D	General Season		5	1	4	0	0	n/a	n/a	n/a	n/a	n/a	n/a	n/a	n/a	0.00	0.00	n/a	n/a
21E	General Season		n/a	n/a	n/a	n/a	n/a	n/a	n/a	n/a	n/a	n/a	n/a	n/a	n/a	n/a	n/a	n/a	n/a
21	**TOTAL UNIT**		5	1	4	0	0	n/a	n/a	n/a	n/a	n/a							
Unit 22																			
22A	General Season		0	0	0	0	0	n/a	n/a	n/a	n/a	n/a	0.00	0.00	0.00	0.00	0.00	n/a	n/a
22B	General Season		0	0	0	0	0	n/a	n/a	n/a	n/a	n/a	0.00	0.00	0.00	0.00	0.00	n/a	n/a
22C	General Season		0	0	0	0	0	n/a	n/a	n/a	n/a	n/a	0.00	0.00	0.00	0.00	0.00	n/a	n/a
22D	General Season		0	0	0	0	0	n/a	n/a	n/a	n/a	n/a	0.00	0.00	0.00	0.00	0.00	n/a	n/a
22E	General Season		0	0	0	0	0	n/a	n/a	n/a	n/a	n/a	0.00	0.00	0.00	0.00	0.00	n/a	n/a
22	**TOTAL UNIT**		0	0	0	0	0	n/a	n/a	n/a	n/a	n/a							
Unit 23																			
23	General Season		n/a	n/a	n/a	n/a	n/a	n/a	n/a	n/a	n/a	n/a	n/a	n/a	n/a	n/a	n/a	n/a	n/a
23	**TOTAL UNIT**		n/a	n/a	n/a	n/a	n/a	n/a	n/a	n/a	n/a	n/a							
Unit 24																			
24	General Season		4	0	3	1	0	n/a	n/a	n/a	n/a	n/a	n/a	0.00	n/a	n/a	0.00	n/a	n/a
24	**TOTAL UNIT**		4	0	3	1	0	n/a	n/a	n/a	n/a	n/a							
Unit 25																			
25A	General Season		n/a	n/a	n/a	n/a	n/a	n/a	n/a	n/a	n/a	n/a	n/a	n/a	n/a	n/a	n/a	n/a	n/a
25B	General Season		n/a	n/a	n/a	n/a	n/a	n/a	n/a	n/a	n/a	n/a	n/a	n/a	n/a	n/a	n/a	n/a	n/a
25C	General Season		3	0	2	1	0	n/a	n/a	n/a	n/a	n/a	n/a	0.00	n/a	n/a	0.00	n/a	n/a
25D	General Season		n/a	n/a	n/a	n/a	n/a	n/a	n/a	n/a	n/a	n/a	n/a	n/a	n/a	n/a	n/a	n/a	n/a
25	**TOTAL UNIT**		3	0	2	1	0	n/a	n/a	n/a	n/a	n/a							

1994-95 HUNTER INFORMATION BY SPECIES: BLACK BEAR

GMU	TYPE	HUNT	SUCCESSFUL HUNTERS TOTAL	UNIT RES	OTHER STATE RES	NON-RES	UNKN. RES	UNSUCCESSFUL HUNTERS TOTAL	UNIT RES	OTHER STATE RES	NON-RES	UNKN. RES	PERCENT SUCCESSFUL TOTAL	UNIT RES	OTHER STATE RES	NON-RES	UNKN. RES	EFFORT TOTAL HUNTER DAYS	EFFORT AVG. HUNTER EFFORT
Unit 26																			
26A	General Season		0	0	0	0	0	n/a	n/a	n/a	n/a	n/a	0.00	0.00	0.00	0.00	0.00	n/a	n/a
26B	General Season		n/a	n/a	n/a	n/a	n/a	n/a	n/a	n/a	n/a	n/a	n/a	n/a	n/a	n/a	n/a	n/a	n/a
26C	General Season		n/a	n/a	n/a	n/a	n/a	n/a	n/a	n/a	n/a	n/a	n/a	n/a	n/a	n/a	n/a	n/a	n/a
26	**TOTAL UNIT**		n/a	n/a	n/a	n/a	n/a	n/a	n/a	n/a	n/a	n/a							
TOTAL STATEWIDE			1748	700	539	472	37	n/a	n/a	n/a	n/a	n/a							

1994-95 HUNTER INFORMATION BY SPECIES: BROWN BEAR

GMU	TYPE	HUNT	SUCCESSFUL HUNTERS TOTAL	UNIT RES	OTHER STATE RES	NON-RES	UNKN. RES	UNSUCCESSFUL HUNTERS TOTAL	UNIT RES	OTHER STATE RES	NON-RES	UNKN RES	PERCENT SUCCESSFUL TOTAL	UNIT RES	OTHER STATE RES	NON-RES	UNKN RES	EFFORT TOTAL HUNTER DAYS	EFFORT AVG. HUNTER EFFORT
Unit 01																			
01A	Registration	RB062	5	4	1	0	0	10	6	4	0	0	33.33	40.00	20.00	0.00	0.00	65	4.33
01A	Registration	RB072	3	3	0	0	0	11	9	0	2	0	21.43	25.00	0.00	0.00	0.00	78	5.57
01A	**TOTAL SUBUNIT**		8	7	1	0	0	21	15	4	2	0							
01B	Registration	RB062	2	0	0	2	0	5	0	3	2	0	28.57	0.00	0.00	50.00	0.00	32	4.57
01B	Registration	RB072	3	0	0	3	0	6	2	3	1	0	33.33	0.00	0.00	75.00	0.00	44	4.89
01B	**TOTAL SUBUNIT**		5	0	0	5	0	11	2	6	3	0							
01C	Registration	RB062	1	0	0	1	0	11	6	2	3	0	8.33	0.00	0.00	25.00	0.00	67	5.58
01C	Registration	RB072	2	1	0	1	0	22	20	2	0	0	8.33	4.76	0.00	100.00	0.00	64	2.67
01C	**TOTAL SUBUNIT**		3	1	0	2	0	33	26	4	3	0							
01D	Registration	RB062	6	1	2	3	0	20	13	7	0	0	23.08	7.14	22.22	100.00	0.00	144	5.54
01D	Registration	RB072	9	3	3	3	0	32	13	17	2	0	21.95	18.75	15.00	60.00	0.00	216	5.27
01D	**TOTAL SUBUNIT**		15	4	5	6	0	52	26	24	2	0							
01	**TOTAL UNIT**		31	12	6	13	0	117	69	38	10	0							
Unit 04																			
04	Registration	RB077	19	5	4	10	0	70	25	33	12	0	21.35	16.67	10.81	45.45	0.00	471	5.29
04	Registration	RB088	16	5	0	11	0	25	18	1	6	0	39.02	21.74	0.00	64.71	0.00	182	4.44
04	Registration	RB089	76	4	20	52	0	121	20	79	22	0	38.58	16.67	20.20	70.27	0.00	1212	6.15
04	**TOTAL UNIT**		111	14	24	73	0	216	63	113	40	0							
Unit 05																			
05A	General Season		21	3	1	17	0	n/a	n/a	n/a	n/a	n/a	n/a	n/a	n/a	n/a	0.00	n/a	n/a
05B	General Season		7	0	0	7	0	n/a	n/a	n/a	n/a	n/a	n/a	0.00	0.00	n/a	0.00	n/a	n/a
05	**TOTAL UNIT**		28	3	1	24	0	n/a	n/a	n/a	n/a	n/a							
Unit 06																			
06A	General Season		8	0	1	7	0	n/a	n/a	n/a	n/a	n/a	n/a	0.00	n/a	n/a	0.00	n/a	n/a
06B	General Season		5	0	1	4	0	n/a	n/a	n/a	n/a	n/a	n/a	0.00	n/a	n/a	0.00	n/a	n/a
06C	General Season		6	2	2	2	0	n/a	n/a	n/a	n/a	n/a	n/a	n/a	n/a	n/a	0.00	n/a	n/a
06D	General Season		6	1	4	1	0	n/a	n/a	n/a	n/a	n/a	n/a	n/a	n/a	n/a	0.00	n/a	n/a
06	**TOTAL UNIT**		25	3	8	14	0	n/a	n/a	n/a	n/a	n/a							
Unit 07																			
07	General Season		3	0	3	0	0	n/a	n/a	n/a	n/a	n/a	n/a	0.00	n/a	0.00	0.00	n/a	n/a
07	**TOTAL UNIT**		3	0	3	0	0	n/a	n/a	n/a	n/a	n/a							
Unit 08																			
08	Drawing	DB101	0	0	0	0	0	1	0	0	1	0	0.00	0.00	0.00	0.00	0.00	11	11.00
08	Drawing	DB102	0	0	0	0	0	2	0	0	2	0	0.00	0.00	0.00	0.00	0.00	19	9.50
08	Registration	RB103	1	0	0	1	0	1	0	0	1	0	50.00	0.00	0.00	50.00	0.00	13	6.50
08	Drawing	DB104	0	0	0	0	0	2	0	0	2	0	0.00	0.00	0.00	0.00	0.00	20	10.00
08	Drawing	DB105	2	0	0	2	0	0	0	0	0	0	100.00	0.00	0.00	100.00	0.00	12	6.00
08	Registration	RB106	1	0	0	1	0	0	0	0	0	0	100.00	0.00	0.00	100.00	0.00	6	6.00
08	Registration	RB107	1	0	0	1	0	1	0	0	1	0	50.00	0.00	0.00	50.00	0.00	26	13.00

1994-95 HUNTER INFORMATION BY SPECIES: BROWN BEAR

			SUCCESSFUL HUNTERS					UNSUCCESSFUL HUNTERS					PERCENT SUCCESSFUL					EFFORT	
GMU	TYPE	HUNT	TOTAL	UNIT RES	OTHER STATE RES	NON-RES	UNKN. RES	TOTAL	UNIT RES	OTHER STATE RES	NON-RES	UNKN. RES	TOTAL	UNIT RES	OTHER STATE RES	NON-RES	UNKN RES	TOTAL HUNTER DAYS	AVG. HUNTER EFFORT
Unit 08																			
08	Drawing	DB108	1	0	0	1	0	0	0	0	0	0	100.00	0.00	0.00	100.00	0.00	1	1.00
08	Registration	RB108	1	0	0	1	0	0	0	0	0	0	100.00	0.00	0.00	100.00	0.00	3	3.00
08	**TOTAL HUNT**	B108	2	0	0	2	0	0	0	0	0	0							
08	Drawing	DB109	1	0	0	1	0	0	0	0	0	0	100.00	0.00	0.00	100.00	0.00	13	13.00
08	Drawing	DB110	1	0	0	1	0	0	0	0	0	0	100.00	0.00	0.00	100.00	0.00	6	6.00
08	Registration	RB110	0	0	0	0	0	1	0	0	1	0	0.00	0.00	0.00	0.00	0.00	n/a	n/a
08	**TOTAL HUNT**	B110	1	0	0	1	0	1	0	0	1	0							
08	Drawing	DB111	2	0	0	2	0	0	0	0	0	0	100.00	0.00	0.00	100.00	0.00	11	5.50
08	Drawing	DB112	0	0	0	0	0	1	0	0	1	0	0.00	0.00	0.00	0.00	0.00	15	15.00
08	Drawing	DB113	2	0	0	2	0	0	0	0	0	0	100.00	0.00	0.00	100.00	0.00	6	3.00
08	Drawing	DB114	0	0	0	0	0	1	0	0	1	0	0.00	0.00	0.00	0.00	0.00	15	15.00
08	Drawing	DB115	1	0	0	1	0	0	0	0	0	0	100.00	0.00	0.00	100.00	0.00	1	1.00
08	Registration	RB115	1	0	0	1	0	0	0	0	0	0	100.00	0.00	0.00	100.00	0.00	2	2.00
08	**TOTAL HUNT**	B115	2	0	0	2	0	0	0	0	0	0							
08	Drawing	DB117	2	0	0	2	0	0	0	0	0	0	100.00	0.00	0.00	100.00	0.00	22	11.00
08	Registration	RB118	1	0	0	1	0	0	0	0	0	0	100.00	0.00	0.00	100.00	0.00	8	8.00
08	Registration	RB119	1	0	0	1	0	0	0	0	0	0	100.00	0.00	0.00	100.00	0.00	3	3.00
08	Drawing	DB120	1	0	0	1	0	0	0	0	0	0	100.00	0.00	0.00	100.00	0.00	1	1.00
08	Registration	RB122	1	0	0	1	0	1	0	0	1	0	50.00	0.00	0.00	50.00	0.00	12	6.00
08	Registration	RB123	0	0	0	0	0	1	0	0	1	0	0.00	0.00	0.00	0.00	0.00	6	6.00
08	Drawing	DB124	2	0	0	2	0	0	0	0	0	0	100.00	0.00	0.00	100.00	0.00	8	4.00
08	Drawing	DB125	1	0	0	1	0	0	0	0	0	0	100.00	0.00	0.00	100.00	0.00	7	7.00
08	Registration	RB125	1	0	0	1	0	0	0	0	0	0	100.00	0.00	0.00	100.00	0.00	15	15.00
08	**TOTAL HUNT**	B125	2	0	0	2	0	0	0	0	0	0							
08	Drawing	DB126	2	0	0	2	0	0	0	0	0	0	100.00	0.00	0.00	100.00	0.00	11	5.50
08	Drawing	DB127	0	0	0	0	0	1	0	0	1	0	0.00	0.00	0.00	0.00	0.00	3	3.00
08	Registration	RB127	0	0	0	0	0	1	0	0	1	0	0.00	0.00	0.00	0.00	0.00	13	13.00
08	**TOTAL HUNT**	B127	0	0	0	0	0	2	0	0	2	0							
08	Drawing	DB128	0	0	0	0	0	1	0	0	1	0	0.00	0.00	0.00	0.00	0.00	3	3.00
08	Registration	RB129	1	0	0	1	0	2	0	0	2	0	33.33	0.00	0.00	33.33	0.00	24	8.00
08	Registration	RB131	0	0	0	0	0	1	0	0	1	0	0.00	0.00	0.00	0.00	0.00	8	8.00
08	Drawing	DB132	0	0	0	0	0	2	0	0	2	0	0.00	0.00	0.00	0.00	0.00	25	12.50
08	Drawing	DB133	3	0	0	3	0	0	0	0	0	0	100.00	0.00	0.00	100.00	0.00	15	5.00
08	Drawing	DB134	1	0	0	1	0	0	0	0	0	0	100.00	0.00	0.00	100.00	0.00	12	12.00
08	Registration	RB134	2	0	0	2	0	0	0	0	0	0	100.00	0.00	0.00	100.00	0.00	6	3.00
08	**TOTAL HUNT**	B134	3	0	0	3	0	0	0	0	0	0							
08	Drawing	DB135	2	0	0	2	0	0	0	0	0	0	100.00	0.00	0.00	100.00	0.00	10	5.00
08	Registration	RB135	1	0	0	1	0	0	0	0	0	0	100.00	0.00	0.00	100.00	0.00	3	3.00
08	**TOTAL HUNT**	B135	3	0	0	3	0	0	0	0	0	0							
08	Registration	RB136	2	0	0	2	0	1	0	0	1	0	66.67	0.00	0.00	66.67	0.00	35	11.67
08	Drawing	DB137	4	0	0	4	0	0	0	0	0	0	100.00	0.00	0.00	100.00	0.00	41	10.25
08	Drawing	DB138	1	0	0	1	0	3	0	0	3	0	25.00	0.00	0.00	25.00	0.00	45	11.25
08	Drawing	DB139	2	0	0	2	0	1	0	0	1	0	66.67	0.00	0.00	66.67	0.00	33	11.00
08	Registration	RB140	2	0	0	2	0	1	0	0	1	0	66.67	0.00	0.00	66.67	0.00	20	6.67
08	Drawing	DB141	2	0	0	2	0	1	0	0	1	0	66.67	0.00	0.00	66.67	0.00	27	9.00
08	Registration	RB141	0	0	0	0	0	1	0	0	1	0	0.00	0.00	0.00	0.00	0.00	15	15.00
08	**TOTAL HUNT**	B141	2	0	0	2	0	2	0	0	2	0							

1994-95 HUNTER INFORMATION BY SPECIES: BROWN BEAR

GMU	TYPE	HUNT	SUCCESSFUL HUNTERS TOTAL	UNIT RES	OTHER STATE RES	NON-RES	UNKN. RES	UNSUCCESSFUL HUNTERS TOTAL	UNIT RES	OTHER STATE RES	NON-RES	UNKN. RES	PERCENT SUCCESSFUL TOTAL	UNIT RES	OTHER STATE RES	NON-RES	UNKN RES	EFFORT TOTAL HUNTER DAYS	EFFORT AVG. HUNTER EFFORT
Unit 08																			
08	Registration	RB142	1	0	0	1	0	2	0	0	2	0	33.33	0.00	0.00	33.33	0.00	31	10.33
08	Drawing	DB143	2	0	0	2	0	0	0	0	0	0	100.00	0.00	0.00	100.00	0.00	16	8.00
08	Registration	RB143	1	0	0	1	0	0	0	0	0	0	100.00	0.00	0.00	100.00	0.00	6	6.00
08	**TOTAL HUNT**	B143	3	0	0	3	0	0	0	0	0	0							
08	Drawing	DB144	0	0	0	0	0	1	0	0	1	0	0.00	0.00	0.00	0.00	0.00	15	15.00
08	Drawing	DB145	1	0	0	1	0	1	0	0	1	0	50.00	0.00	0.00	50.00	0.00	9	4.50
08	Registration	RB145	0	0	0	0	0	1	0	0	1	0	0.00	0.00	0.00	0.00	0.00	11	11.00
08	**TOTAL HUNT**	B145	1	0	0	1	0	2	0	0	2	0							
08	Registration	RB146	0	0	0	0	0	2	0	0	2	0	0.00	0.00	0.00	0.00	0.00	17	8.50
08	Registration	RB147	2	0	0	2	0	0	0	0	0	0	100.00	0.00	0.00	100.00	0.00	24	12.00
08	Registration	RB148	2	0	0	2	0	2	0	0	2	0	50.00	0.00	0.00	50.00	0.00	29	7.25
08	Registration	RB149	3	0	0	3	0	0	0	0	0	0	100.00	0.00	0.00	100.00	0.00	3	1.00
08	Registration	RB150	2	0	0	2	0	1	0	0	1	0	66.67	0.00	0.00	66.67	0.00	26	8.67
08	Drawing	DB151	0	0	0	0	0	2	0	0	2	0	0.00	0.00	0.00	0.00	0.00	24	12.00
08	Registration	RB151	1	0	0	1	0	0	0	0	0	0	100.00	0.00	0.00	100.00	0.00	3	3.00
08	**TOTAL HUNT**	B151	1	0	0	1	0	2	0	0	2	0							
08	Drawing	DB152	3	0	0	3	0	0	0	0	0	0	100.00	0.00	0.00	100.00	0.00	21	7.00
08	Registration	RB152	1	0	0	1	0	0	0	0	0	0	100.00	0.00	0.00	100.00	0.00	8	8.00
08	**TOTAL HUNT**	B152	4	0	0	4	0	0	0	0	0	0							
08	Drawing	DB153	0	0	0	0	0	1	0	0	1	0	0.00	0.00	0.00	0.00	0.00	11	11.00
08	Registration	RB153	0	0	0	0	0	1	0	0	1	0	0.00	0.00	0.00	0.00	0.00	13	13.00
08	**TOTAL HUNT**	B153	0	0	0	0	0	2	0	0	2	0							
08	Drawing	DB154	3	0	0	3	0	1	0	0	1	0	75.00	0.00	0.00	75.00	0.00	24	6.00
08	Registration	RB155	4	0	0	4	0	0	0	0	0	0	100.00	0.00	0.00	100.00	0.00	30	7.50
08	Drawing	DB157	1	0	0	1	0	0	0	0	0	0	100.00	0.00	0.00	100.00	0.00	8	8.00
08	Registration	RB157	1	0	0	1	0	1	0	0	1	0	50.00	0.00	0.00	50.00	0.00	20	10.00
08	**TOTAL HUNT**	B157	2	0	0	2	0	1	0	0	1	0							
08	Registration	RB158	2	0	0	2	0	2	0	0	2	0	50.00	0.00	0.00	50.00	0.00	24	6.00
08	Drawing	DB159	3	0	0	3	0	3	0	0	3	0	50.00	0.00	0.00	50.00	0.00	49	8.17
08	Registration	RB159	2	0	0	2	0	2	0	0	2	0	50.00	0.00	0.00	50.00	0.00	35	8.75
08	**TOTAL HUNT**	B159	5	0	0	5	0	5	0	0	5	0							
08	Drawing	DB201	1	0	1	0	0	0	0	0	0	0	100.00	0.00	100.00	0.00	0.00	4	4.00
08	Drawing	DB203	1	0	1	0	0	1	0	1	0	0	50.00	0.00	50.00	0.00	0.00	19	9.50
08	Drawing	DB204	1	0	1	0	0	0	0	0	0	0	100.00	0.00	100.00	0.00	0.00	3	3.00
08	Drawing	DB205	1	1	0	0	0	0	0	0	0	0	100.00	100.00	0.00	0.00	0.00	1	1.00
08	Drawing	DB206	1	0	1	0	0	1	1	0	0	0	50.00	0.00	100.00	0.00	0.00	8	4.00
08	Drawing	DB207	1	1	0	0	0	0	0	0	0	0	100.00	100.00	0.00	0.00	0.00	2	2.00
08	Drawing	DB208	1	0	1	0	0	1	0	1	0	0	50.00	0.00	50.00	0.00	0.00	12	6.00
08	Drawing	DB209	0	0	0	0	0	1	0	1	0	0	0.00	0.00	0.00	0.00	0.00	15	15.00
08	Drawing	DB210	0	0	0	0	0	2	0	2	0	0	0.00	0.00	0.00	0.00	0.00	13	6.50
08	Drawing	DB211	1	0	1	0	0	1	0	1	0	0	50.00	0.00	50.00	0.00	0.00	14	7.00
08	Drawing	DB212	0	0	0	0	0	2	0	2	0	0	0.00	0.00	0.00	0.00	0.00	18	9.00
08	Drawing	DB213	3	0	3	0	0	0	0	0	0	0	100.00	0.00	100.00	0.00	0.00	14	4.67
08	Drawing	DB214	2	0	2	0	0	0	0	0	0	0	100.00	0.00	100.00	0.00	0.00	11	5.50
08	Drawing	DB215	3	0	3	0	0	0	0	0	0	0	100.00	0.00	100.00	0.00	0.00	4	1.33
08	Drawing	DB216	1	0	1	0	0	2	0	2	0	0	33.33	0.00	33.33	0.00	0.00	19	6.33
08	Drawing	DB217	0	0	0	0	0	2	0	2	0	0	0.00	0.00	0.00	0.00	0.00	24	12.00
08	Drawing	DB218	0	0	0	0	0	2	0	2	0	0	0.00	0.00	0.00	0.00	0.00	12	6.00
08	Drawing	DB219	1	0	1	0	0	1	0	1	0	0	50.00	0.00	50.00	0.00	0.00	19	9.50

1994-95 HUNTER INFORMATION BY SPECIES: BROWN BEAR

			SUCCESSFUL HUNTERS					UNSUCCESSFUL HUNTERS					PERCENT SUCCESSFUL					EFFORT	
					OTHER					OTHER					OTHER			TOTAL	AVG.
GMU	TYPE	HUNT	TOTAL	UNIT RES	STATE RES	NON-RES	UNKN. RES	TOTAL	UNIT RES	STATE RES	NON-RES	UNKN RES	TOTAL	UNIT RES	STATE RES	NON-RES	UNKN RES	HUNTER DAYS	HUNTER EFFORT
Unit 08																			
08	Drawing	DB220	1	0	1	0	0	1	0	1	0	0	50.00	0.00	50.00	0.00	0.00	16	8.00
08	Drawing	DB221	1	0	1	0	0	0	0	0	0	0	100.00	0.00	100.00	0.00	0.00	9	9.00
08	Drawing	DB222	1	0	1	0	0	2	1	1	0	0	33.33	0.00	50.00	0.00	0.00	23	7.67
08	Drawing	DB223	1	0	1	0	0	1	0	1	0	0	50.00	0.00	50.00	0.00	0.00	15	7.50
08	Drawing	DB224	0	0	0	0	0	3	1	2	0	0	0.00	0.00	0.00	0.00	0.00	19	6.33
08	Drawing	DB225	1	0	1	0	0	2	0	2	0	0	33.33	0.00	33.33	0.00	0.00	23	7.67
08	Drawing	DB226	0	0	0	0	0	1	1	0	0	0	0.00	0.00	0.00	0.00	0.00	5	5.00
08	Drawing	DB227	0	0	0	0	0	2	1	1	0	0	0.00	0.00	0.00	0.00	0.00	10	5.00
08	Drawing	DB228	1	0	1	0	0	3	0	3	0	0	25.00	0.00	25.00	0.00	0.00	35	8.75
08	Drawing	DB229	2	1	1	0	0	11	0	11	0	0	15.38	100.00	8.33	0.00	0.00	84	6.46
08	Registration	RB230	3	3	0	0	0	55	45	10	0	0	5.17	6.25	0.00	0.00	0.00	331	5.71
08	Drawing	DB231	3	0	3	0	0	0	0	0	0	0	100.00	0.00	100.00	0.00	0.00	10	3.33
08	Drawing	DB232	1	0	1	0	0	0	0	0	0	0	100.00	0.00	100.00	0.00	0.00	3	3.00
08	Drawing	DB233	3	0	3	0	0	2	0	2	0	0	60.00	0.00	60.00	0.00	0.00	55	11.00
08	Drawing	DB234	1	0	1	0	0	3	0	3	0	0	25.00	0.00	25.00	0.00	0.00	43	10.75
08	Drawing	DB235	1	0	1	0	0	2	0	2	0	0	33.33	0.00	33.33	0.00	0.00	26	8.67
08	Drawing	DB236	2	0	2	0	0	1	0	1	0	0	66.67	0.00	66.67	0.00	0.00	15	5.00
08	Drawing	DB237	0	0	0	0	0	2	0	2	0	0	0.00	0.00	0.00	0.00	0.00	25	12.50
08	Drawing	DB238	3	0	3	0	0	2	0	2	0	0	60.00	0.00	60.00	0.00	0.00	36	7.20
08	Drawing	DB239	1	0	1	0	0	2	1	1	0	0	33.33	0.00	50.00	0.00	0.00	22	7.33
08	Drawing	DB240	0	0	0	0	0	3	0	3	0	0	0.00	0.00	0.00	0.00	0.00	34	11.33
08	Drawing	DB241	3	0	3	0	0	3	0	3	0	0	50.00	0.00	50.00	0.00	0.00	48	8.00
08	Drawing	DB242	3	0	3	0	0	1	0	1	0	0	75.00	0.00	75.00	0.00	0.00	34	8.50
08	Drawing	DB243	2	0	1	1	0	1	0	1	0	0	66.67	0.00	50.00	100.00	0.00	28	9.33
08	Drawing	DB244	1	0	1	0	0	3	0	3	0	0	25.00	0.00	25.00	0.00	0.00	42	10.50
08	Drawing	DB245	1	0	1	0	0	1	0	1	0	0	50.00	0.00	50.00	0.00	0.00	14	7.00
08	Drawing	DB246	2	1	1	0	0	2	0	2	0	0	50.00	100.00	33.33	0.00	0.00	37	9.25
08	Drawing	DB247	1	0	1	0	0	1	0	1	0	0	50.00	0.00	50.00	0.00	0.00	21	10.50
08	Drawing	DB248	3	0	3	0	0	3	0	3	0	0	50.00	0.00	50.00	0.00	0.00	46	7.67
08	Drawing	DB249	0	0	0	0	0	3	1	2	0	0	0.00	0.00	0.00	0.00	0.00	35	11.67
08	Drawing	DB250	0	0	0	0	0	3	0	3	0	0	0.00	0.00	0.00	0.00	0.00	33	11.00
08	Drawing	DB251	0	0	0	0	0	2	0	2	0	0	0.00	0.00	0.00	0.00	0.00	20	10.00
08	Drawing	DB254	0	0	0	0	0	2	0	2	0	0	0.00	0.00	0.00	0.00	0.00	15	7.50
08	Drawing	DB255	1	0	1	0	0	2	0	2	0	0	33.33	0.00	33.33	0.00	0.00	41	13.67
08	Drawing	DB256	0	0	0	0	0	1	0	1	0	0	0.00	0.00	0.00	0.00	0.00	10	10.00
08	Drawing	DB257	2	0	2	0	0	8	0	8	0	0	20.00	0.00	20.00	0.00	0.00	88	8.80
08	Drawing	DB258	0	0	0	0	0	7	0	7	0	0	0.00	0.00	0.00	0.00	0.00	38	5.43
08	Drawing	DB259	4	2	2	0	0	23	7	15	1	0	14.81	22.22	11.76	0.00	0.00	243	9.00
08	Registration	RB260	3	0	0	0	3	42	1	0	0	41	6.67	0.00	0.00	0.00	6.82	436	9.69
08	**TOTAL UNIT**		155	9	57	86	3	273	60	120	52	41							
Unit 09																			
09C	Registration	RB361	10	3	4	3	0	21	5	13	3	0	32.26	37.50	23.53	50.00	0.00	n/a	n/a
09C	Registration	RB371	2	1	0	1	0	2	1	0	1	0	50.00	50.00	0.00	50.00	0.00	n/a	n/a
09C	**TOTAL SUBUNIT**		12	4	4	4	0	23	6	13	4	0							
09E	Registration	CBB	4	4	0	0	0	1	1	0	0	0	80.00	80.00	0.00	0.00	0.00	n/a	n/a
09	**TOTAL UNIT**		16	8	4	4	0	24	7	13	4	0							

1994-95 HUNTER INFORMATION BY SPECIES: BROWN BEAR

GMU	TYPE	HUNT	SUCCESSFUL HUNTERS TOTAL	UNIT RES	OTHER STATE RES	NON-RES	UNKN. RES	UNSUCCESSFUL HUNTERS TOTAL	UNIT RES	OTHER STATE RES	NON-RES	UNKN. RES	PERCENT SUCCESSFUL TOTAL	UNIT RES	OTHER STATE RES	NON-RES	UNKN RES	EFFORT TOTAL HUNTER DAYS	EFFORT AVG. HUNTER EFFORT
Unit 10																			
10	Drawing	DB375	4	0	3	0	1	1	0	1	0	0	80.00	0.00	75.00	0.00	100.00	35	7.00
10	Drawing	DB376	3	0	3	0	0	1	0	1	0	0	75.00	0.00	75.00	0.00	0.00	42	10.50
10	**TOTAL UNIT**		7	0	6	0	1	2	0	2	0	0							
Unit 11																			
11	General Season		6	0	3	2	1	n/a	n/a	n/a	n/a	n/a	n/a	0.00	n/a	n/a	n/a	n/a	n/a
11	**TOTAL UNIT**		6	0	3	2	1	n/a	n/a	n/a	n/a	n/a							
Unit 12																			
12	General Season		14	2	1	11	0	n/a	n/a	n/a	n/a	n/a	n/a	n/a	n/a	n/a	0.00	n/a	n/a
12	**TOTAL UNIT**		14	2	1	11	0	n/a	n/a	n/a	n/a	n/a							
Unit 13																			
13A	General Season		18	0	13	4	1	n/a	n/a	n/a	n/a	n/a	n/a	0.00	n/a	n/a	n/a	n/a	n/a
13B	General Season		20	4	14	1	1	n/a	n/a	n/a	n/a	n/a	n/a	n/a	n/a	n/a	n/a	n/a	n/a
13C	General Season		7	3	3	1	0	n/a	n/a	n/a	n/a	n/a	n/a	n/a	n/a	n/a	0.00	n/a	n/a
13D	General Season		14	2	6	6	0	n/a	n/a	n/a	n/a	n/a	n/a	n/a	n/a	n/a	0.00	n/a	n/a
13E	General Season		38	2	16	19	1	n/a	n/a	n/a	n/a	n/a	n/a	n/a	n/a	n/a	n/a	n/a	n/a
13	**TOTAL UNIT**		97	11	52	31	3	n/a	n/a	n/a	n/a	n/a							
Unit 14																			
14A	General Season		4	4	0	0	0	n/a	n/a	n/a	n/a	n/a	n/a	n/a	0.00	0.00	0.00	n/a	n/a
14B	General Season		1	1	0	0	0	n/a	n/a	n/a	n/a	n/a	n/a	n/a	0.00	0.00	0.00	n/a	n/a
14C	General Season		0	0	0	0	0	n/a	n/a	n/a	n/a	n/a	0.00	0.00	0.00	0.00	0.00	n/a	n/a
14	**TOTAL UNIT**		5	5	0	0	0	n/a	n/a	n/a	n/a	n/a							
Unit 15																			
15A	General Season		2	1	1	0	0	n/a	n/a	n/a	n/a	n/a	n/a	n/a	n/a	0.00	0.00	n/a	n/a
15B	General Season		4	1	3	0	0	n/a	n/a	n/a	n/a	n/a	n/a	n/a	n/a	0.00	0.00	n/a	n/a
15C	General Season		3	1	1	1	0	n/a	n/a	n/a	n/a	n/a	n/a	n/a	n/a	n/a	0.00	n/a	n/a
15	**TOTAL UNIT**		9	3	5	1	0	n/a	n/a	n/a	n/a	n/a							
Unit 16																			
16A	General Season		7	2	4	1	0	n/a	n/a	n/a	n/a	n/a	n/a	n/a	n/a	n/a	0.00	n/a	n/a
16B	General Season		43	0	14	28	1	n/a	n/a	n/a	n/a	n/a	n/a	0.00	n/a	n/a	n/a	n/a	n/a
16	**TOTAL UNIT**		50	2	18	29	1	n/a	n/a	n/a	n/a	n/a							
Unit 17																			
17A	General Season		3	1	0	2	0	n/a	n/a	n/a	n/a	n/a	n/a	n/a	0.00	n/a	0.00	n/a	n/a
17A	Registration	WBB	0	0	0	0	0	0	0	0	0	0	0.00	0.00	0.00	0.00	0.00	0	0.00
17A	**TOTAL SUBUNIT**		3	1	0	2	0	0	0	0	0	0							
17B	General Season		30	2	1	27	0	n/a	n/a	n/a	n/a	n/a	n/a	n/a	n/a	n/a	0.00	n/a	n/a
17B	Registration	WBB	0	0	0	0	0	0	0	0	0	0	0.00	0.00	0.00	0.00	0.00	0	0.00
17B	**TOTAL SUBUNIT**		30	2	1	27	0	0	0	0	0	0							

1994-95 HUNTER INFORMATION BY SPECIES: BROWN BEAR

			SUCCESSFUL HUNTERS					UNSUCCESSFUL HUNTERS					PERCENT SUCCESSFUL					EFFORT	
GMU	TYPE	HUNT	TOTAL	UNIT RES	OTHER STATE RES	NON-RES	UNKN. RES	TOTAL	UNIT RES	OTHER STATE RES	NON-RES	UNKN RES	TOTAL	UNIT RES	OTHER STATE RES	NON-RES	UNKN. RES	TOTAL HUNTER DAYS	AVG. HUNTER EFFORT
Unit 17																			
17C	General Season		10	1	1	8	0	n/a	n/a	n/a	n/a	n/a	n/a	n/a	n/a	n/a	0.00	n/a	n/a
17	**TOTAL UNIT**		43	4	2	37	0	n/a	n/a	n/a	n/a	n/a							
Unit 18																			
18	General Season		5	1	0	4	0	n/a	n/a	n/a	n/a	n/a	n/a	n/a	0.00	n/a	0.00	n/a	n/a
18	Registration	WBB	1	1	0	0	0	8	8	0	0	0	11.11	11.11	0.00	0.00	0.00	n/a	n/a
18	**TOTAL UNIT**		6	2	0	4	0	8	8	0	0	0							
Unit 19																			
19A	General Season		7	0	0	7	0	n/a	n/a	n/a	n/a	n/a	n/a	0.00	0.00	n/a	0.00	n/a	n/a
19A	Registration	WBB	0	0	0	0	0	0	0	0	0	0	0.00	0.00	0.00	0.00	0.00	0	0.00
19A	**TOTAL SUBUNIT**		7	0	0	7	0	0	0	0	0	0							
19B	General Season		24	0	6	18	0	n/a	n/a	n/a	n/a	n/a	n/a	0.00	n/a	n/a	0.00	n/a	n/a
19B	Registration	WBB	0	0	0	0	0	0	0	0	0	0	0.00	0.00	0.00	0.00	0.00	0	0.00
19B	**TOTAL SUBUNIT**		24	0	6	18	0	0	0	0	0	0							
19C	General Season		15	0	5	9	1	n/a	n/a	n/a	n/a	n/a	n/a	0.00	n/a	n/a	n/a	n/a	n/a
19D	General Season		2	0	1	1	0	n/a	n/a	n/a	n/a	n/a	n/a	0.00	n/a	n/a	0.00	n/a	n/a
19	**TOTAL UNIT**		48	0	12	35	1	n/a	n/a	n/a	n/a	n/a							
Unit 20																			
20A	General Season		10	4	2	3	1	n/a	n/a	n/a	n/a	n/a	n/a	n/a	n/a	n/a	n/a	n/a	n/a
20B	General Season		7	6	0	0	1	n/a	n/a	n/a	n/a	n/a	n/a	n/a	0.00	0.00	n/a	n/a	n/a
20C	General Season		6	4	2	0	0	n/a	n/a	n/a	n/a	n/a	n/a	n/a	n/a	0.00	0.00	n/a	n/a
20D	General Season		6	6	0	0	0	n/a	n/a	n/a	n/a	n/a	n/a	n/a	0.00	0.00	0.00	n/a	n/a
20E	General Season		11	4	4	2	1	n/a	n/a	n/a	n/a	n/a	n/a	n/a	n/a	n/a	n/a	n/a	n/a
20F	General Season		1	0	1	0	0	n/a	n/a	n/a	n/a	n/a	n/a	0.00	n/a	0.00	0.00	n/a	n/a
20	**TOTAL UNIT**		41	24	9	5	3	n/a	n/a	n/a	n/a	n/a							
Unit 21																			
21A	General Season		3	1	2	0	0	n/a	n/a	n/a	n/a	n/a	n/a	n/a	n/a	0.00	0.00	n/a	n/a
21B	General Season		0	0	0	0	0	n/a	n/a	n/a	n/a	n/a	0.00	0.00	0.00	0.00	0.00	n/a	n/a
21C	General Season		3	0	3	0	0	n/a	n/a	n/a	n/a	n/a	n/a	0.00	n/a	0.00	0.00	n/a	n/a
21D	General Season		4	1	0	3	0	n/a	n/a	n/a	n/a	n/a	n/a	n/a	0.00	n/a	0.00	n/a	n/a
21E	General Season		3	0	0	3	0	n/a	n/a	n/a	n/a	n/a	n/a	0.00	0.00	n/a	0.00	n/a	n/a
21	**TOTAL UNIT**		13	2	5	6	0	n/a	n/a	n/a	n/a	n/a							
Unit 22																			
22A	General Season		6	2	2	2	0	n/a	n/a	n/a	n/a	n/a	n/a	n/a	n/a	n/a	0.00	n/a	n/a
22B	General Season		9	6	3	0	0	n/a	n/a	n/a	n/a	n/a	n/a	n/a	n/a	0.00	0.00	n/a	n/a
22B	Drawing	DB688	0	0	0	0	0	3	0	0	3	0	0.00	0.00	0.00	0.00	0.00	n/a	n/a
22B	Drawing	DB698	7	0	0	7	0	0	0	0	0	0	100.00	0.00	0.00	100.00	0.00	n/a	n/a
22B	**TOTAL SUBUNIT**		16	6	3	7	0	3	0	0	3	0							
22C	General Season		5	3	1	1	0	n/a	n/a	n/a	n/a	n/a	n/a	n/a	n/a	n/a	0.00	n/a	n/a
22C	Drawing	DB688	2	0	0	2	0	0	0	0	0	0	100.00	0.00	0.00	100.00	0.00	2	1.00
22C	**TOTAL SUBUNIT**		7	3	1	3	0	0	0	0	0	0							

1994-95 HUNTER INFORMATION BY SPECIES: BROWN BEAR

GMU	TYPE	HUNT	SUCCESSFUL HUNTERS TOTAL	UNIT RES	OTHER STATE RES	NON-RES	UNKN. RES	UNSUCCESSFUL HUNTERS TOTAL	UNIT RES	OTHER STATE RES	NON-RES	UNKN. RES	PERCENT SUCCESSFUL TOTAL	UNIT RES	OTHER STATE RES	NON-RES	UNKN RES	EFFORT TOTAL HUNTER DAYS	EFFORT AVG. HUNTER EFFORT
Unit 22																			
22D	General Season		8	7	1	0	0	n/a	n/a	n/a	n/a	n/a	n/a	n/a	n/a	0.00	0.00	n/a	n/a
22D	Drawing	DB689	1	0	0	1	0	0	0	0	0	0	100.00	0.00	0.00	100.00	0.00	1	1.00
22D	**TOTAL SUBUNIT**		9	7	1	1	0	0	0	0	0	0							
22E	General Season		1	1	0	0	0	n/a	n/a	n/a	n/a	n/a	n/a	n/a	0.00	0.00	0.00	n/a	n/a
22E	Drawing	DB699	2	0	0	2	0	n/a	n/a	n/a	n/a	n/a	n/a	0.00	0.00	n/a	0.00	n/a	n/a
22E	**TOTAL SUBUNIT**		3	1	0	2	0	n/a	n/a	n/a	n/a	n/a							
22	**TOTAL UNIT**		41	19	7	15	0	3	0	0	3	0							
Unit 23																			
23	General Season		23	8	15	0	0	n/a	n/a	n/a	n/a	n/a	n/a	n/a	n/a	0.00	0.00	n/a	n/a
23	Drawing	DB781	4	0	0	4	0	7	0	0	7	0	36.36	0.00	0.00	36.36	0.00	n/a	n/a
23	Drawing	DB791	3	0	0	3	0	1	0	0	1	0	75.00	0.00	0.00	75.00	0.00	n/a	n/a
23	Registration	NWBB	2	2	0	0	0	n/a	n/a	n/a	n/a	n/a	n/a	n/a	0.00	0.00	0.00	n/a	n/a
23	**TOTAL UNIT**		32	10	15	7	0	8	0	0	8	0							
Unit 24																			
24	General Season		16	1	10	4	1	n/a	n/a	n/a	n/a	n/a	n/a	n/a	n/a	n/a	n/a	n/a	n/a
24	Registration	NWBB	0	0	0	0	0	n/a	n/a	n/a	n/a	n/a	0.00	0.00	0.00	0.00	0.00	n/a	n/a
24	**TOTAL UNIT**		16	1	10	4	1	0	0	0	0	0							
Unit 25																			
25A	General Season		14	0	9	5	0	n/a	n/a	n/a	n/a	n/a	n/a	0.00	n/a	n/a	0.00	n/a	n/a
25B	General Season		1	1	0	0	0	n/a	n/a	n/a	n/a	n/a	n/a	n/a	0.00	0.00	0.00	n/a	n/a
25C	General Season		1	0	0	1	0	n/a	n/a	n/a	n/a	n/a	n/a	0.00	0.00	n/a	0.00	n/a	n/a
25D	General Season		2	2	0	0	0	n/a	n/a	n/a	n/a	n/a	n/a	n/a	0.00	0.00	0.00	n/a	n/a
25	**TOTAL UNIT**		18	3	9	6	0	n/a	n/a	n/a	n/a	n/a							
Unit 26																			
26A	General Season		5	0	5	0	0	n/a	n/a	n/a	n/a	n/a	n/a	0.00	n/a	0.00	0.00	n/a	n/a
26A	Drawing	DB985	6	0	0	6	0	1	0	0	1	0	85.71	0.00	0.00	85.71	0.00	n/a	n/a
26A	Drawing	DB986	5	0	0	5	0	2	0	0	2	0	71.43	0.00	0.00	71.43	0.00	n/a	n/a
26A	Drawing	DB995	3	0	0	3	0	0	0	0	0	0	100.00	0.00	0.00	100.00	0.00	8	2.67
26A	Drawing	DB996	1	0	0	1	0	0	0	0	0	0	100.00	0.00	0.00	100.00	0.00	6	6.00
26A	Registration	NWBB	0	0	0	0	0	n/a	n/a	n/a	n/a	n/a	0.00	0.00	0.00	0.00	0.00	n/a	n/a
26A	**TOTAL SUBUNIT**		20	0	5	15	0	3	n/a	n/a	3	n/a							
26B	General Season		1	0	1	0	0	n/a	n/a	n/a	n/a	n/a	n/a	0.00	n/a	0.00	0.00	n/a	n/a
26B	General Season		8	0	8	0	0	n/a	n/a	n/a	n/a	n/a	n/a	0.00	n/a	0.00	0.00	n/a	n/a
26B	Drawing	DB987	3	0	0	3	0	0	0	0	0	0	100.00	0.00	0.00	100.00	0.00	14	4.67
26B	**TOTAL SUBUNIT**		12	0	9	3	0	0	0	0	0	0							
26C	General Season		4	0	2	2	0	n/a	n/a	n/a	n/a	n/a	n/a	0.00	n/a	n/a	0.00	n/a	n/a
26	**TOTAL UNIT**		36	0	16	20	0	3	0	0	3	0							
TOTAL STATEWIDE			851	137	273	427	14	654	207	286	120	41							

1994-95 HUNTER INFORMATION BY SPECIES: CARIBOU

GMU	TYPE	HUNT	SUCCESSFUL HUNTERS TOTAL	UNIT RES	OTHER STATE RES	NON-RES	UNKN RES	UNSUCCESSFUL HUNTERS TOTAL	UNIT RES	OTHER STATE RES	NON-RES	UNKN RES	PERCENT SUCCESSFUL TOTAL	UNIT RES	OTHER STATE RES	NON-RES	UNKN. RES	EFFORT TOTAL HUNTER DAYS	EFFORT AVG. HUNTER EFFORT
Unit 07																			
07	Drawing	DC001	28	2	26	0	0	88	8	79	0	1	24.14	20.00	24.76	0.00	0.00	464	4.00
07	**TOTAL UNIT**		28	2	26	0	0	88	8	79	0	1							
Unit 08																			
08	General Season		7	0	3	4	0	9	2	7	0	0	43.75	0.00	30.00	100.00	0.00	112	7.00
08	**TOTAL UNIT**		7	0	3	4	0	9	2	7	0	0							
Unit 09																			
09A	General Season		n/a	n/a	n/a	n/a	n/a	n/a	n/a	n/a	n/a	n/a	n/a	n/a	n/a	n/a	n/a	n/a	n/a
09B	General Season		n/a	n/a	n/a	n/a	n/a	n/a	n/a	n/a	n/a	n/a	n/a	n/a	n/a	n/a	n/a	n/a	n/a
09C	General Season		n/a	n/a	n/a	n/a	n/a	n/a	n/a	n/a	n/a	n/a	n/a	n/a	n/a	n/a	n/a	n/a	n/a
09D	General Season		n/a	n/a	n/a	n/a	n/a	n/a	n/a	n/a	n/a	n/a	n/a	n/a	n/a	n/a	n/a	n/a	n/a
09E	General Season		n/a	n/a	n/a	n/a	n/a	n/a	n/a	n/a	n/a	n/a	n/a	n/a	n/a	n/a	n/a	n/a	n/a
09	**TOTAL UNIT**		n/a	n/a	n/a	n/a	n/a	n/a	n/a	n/a	n/a	n/a							
Unit 10																			
10	Registration	RC550	n/a	n/a	n/a	n/a	n/a	n/a	n/a	n/a	n/a	n/a	n/a	n/a	n/a	n/a	n/a	n/a	n/a
10	**TOTAL UNIT**		0	0	0	0	0	0	0	0	0	0							
Unit 12																			
12	Federal	RC412	24	21	3	0	0	39	35	4	0	0	38.10	37.50	42.86	0.00	0.00	279	4.43
12	Registration	RC460	251	69	182	0	0	611	194	417	0	0	29.12	26.24	30.38	0.00	0.00	1868	2.17
12	**TOTAL UNIT**		275	90	185	0	0	650	229	421	0	0							
Unit 13																			
13A	Federal	RC513	10	10	0	0	0	17	15	2	0	0	37.04	40.00	0.00	0.00	0.00	409	15.15
13A	Tier II	TC566	754	34	720	0	0	919	96	823	0	0	45.07	26.15	46.66	0.00	0.00	14692	8.78
13A	**TOTAL SUBUNIT**		764	44	720	0	0	936	111	825	0	0							
13B	Federal	RC513	156	154	2	0	0	518	512	6	0	0	23.15	23.12	25.00	0.00	0.00	7185	10.66
13B	Tier II	TC566	900	70	830	0	0	545	129	416	0	0	62.28	35.18	66.61	0.00	0.00	11003	7.61
13B	**TOTAL SUBUNIT**		1056	224	832	0	0	1063	641	422	0	0							
13C	Federal	RC513	3	3	0	0	0	4	4	0	0	0	42.86	42.86	0.00	0.00	0.00	97	13.86
13C	Tier II	TC566	47	21	26	0	0	61	22	39	0	0	43.52	48.84	40.00	0.00	0.00	1188	11.00
13C	**TOTAL SUBUNIT**		50	24	26	0	0	65	26	39	0	0							
13D	Federal	RC513	0	0	0	0	0	7	7	0	0	0	0.00	0.00	0.00	0.00	0.00	75	10.71
13D	Tier II	TC566	11	1	10	0	0	18	2	16	0	0	37.93	33.33	38.46	0.00	0.00	325	11.21
13D	**TOTAL SUBUNIT**		11	1	10	0	0	25	9	16	0	0							
13E	Federal	RC513	9	8	1	0	0	9	9	0	0	0	50.00	47.06	100.00	0.00	0.00	148	8.22
13E	Tier II	TC566	1071	32	1039	0	0	460	30	430	0	0	69.95	51.61	70.73	0.00	0.00	9896	6.46
13E	**TOTAL SUBUNIT**		1080	40	1040	0	0	469	39	430	0	0							
13Z	Federal	RC513	17	15	2	0	0	208	203	5	0	0	7.56	6.88	28.57	0.00	0.00	3214	14.28
13Z	Tier II	TC566	320	27	293	0	0	581	108	473	0	0	35.52	20.00	38.25	0.00	0.00	8237	9.14
13Z	**TOTAL SUBUNIT**		337	42	295	0	0	789	311	478	0	0							
13	**TOTAL UNIT**		3298	375	2923	0	0	3347	1137	2210	0	0							

1994-95 HUNTER INFORMATION BY SPECIES: CARIBOU

GMU	TYPE	HUNT	SUCCESSFUL HUNTERS TOTAL	UNIT RES	OTHER STATE RES	NON-RES	UNKN. RES	UNSUCCESSFUL HUNTERS TOTAL	UNIT RES	OTHER STATE RES	NON-RES	UNKN. RES	PERCENT SUCCESSFUL TOTAL	UNIT RES	OTHER STATE RES	NON-RES	UNKN. RES	EFFORT TOTAL HUNTER DAYS	EFFORT AVG. HUNTER EFFORT
Unit 14																			
14B	Drawing	DC590	6	5	1	0	0	22	21	1	0	0	21.43	19.23	50.00	0.00	0.00	117	4.18
14	**TOTAL UNIT**		6	5	1	0	0	22	21	1	0	0							
Unit 15																			
15B	Drawing	DC608	11	5	5	1	0	4	1	3	0	0	73.33	83.33	62.50	100.00	0.00	57	3.80
15	**TOTAL UNIT**		11	5	5	1	0	4	1	3	0	0							
Unit 16																			
16A	General Season		n/a	n/a	n/a	n/a	n/a	n/a	n/a	n/a	n/a	n/a	n/a	n/a	n/a	n/a	n/a	n/a	n/a
16B	General Season		n/a	n/a	n/a	n/a	n/a	n/a	n/a	n/a	n/a	n/a	n/a	n/a	n/a	n/a	n/a	n/a	n/a
16	**TOTAL UNIT**		n/a	n/a	n/a	n/a	n/a	n/a	n/a	n/a	n/a	n/a							
Unit 17																			
17A	General Season		n/a	n/a	n/a	n/a	n/a	n/a	n/a	n/a	n/a	n/a	n/a	n/a	n/a	n/a	n/a	n/a	n/a
17A	Federal	RC717	7	3	4	0	0	1	1	0	0	0	87.50	75.00	100.00	0.00	0.00	8	1.00
17A	**TOTAL SUBUNIT**		7	3	4	0	0	1	1	0	0	0							
17B	General Season		n/a	n/a	n/a	n/a	n/a	n/a	n/a	n/a	n/a	n/a	n/a	n/a	n/a	n/a	n/a	n/a	n/a
17C	General Season		n/a	n/a	n/a	n/a	n/a	n/a	n/a	n/a	n/a	n/a	n/a	n/a	n/a	n/a	n/a	n/a	n/a
17C	Federal	RC717	20	7	13	0	0	2	1	1	0	0	90.91	87.50	92.86	0.00	0.00	27	1.23
17C	**TOTAL SUBUNIT**		20	7	13	0	0	2	1	1	0	0							
17Z	Federal	RC717	4	3	1	0	0	0	0	0	0	0	100.00	100.00	100.00	0.00	0.00	4	1.00
17	**TOTAL UNIT**		31	13	18	0	0	3	2	1	0	0							
Unit 18																			
18	General Season		128	123	5	0	0	n/a	n/a	n/a	n/a	n/a	n/a	n/a	n/a	0.00	0.00	n/a	n/a
18	Federal	RC718	28	17	11	0	0	1	1	0	0	0	96.55	94.44	100.00	0.00	0.00	32	1.10
18	Registration	RC767	19	19	0	0	0	203	203	0	0	0	8.56	8.56	0.00	0.00	0.00	694	3.13
18	**TOTAL UNIT**		175	159	16	0	0	204	204	0	0	0							
Unit 19																			
19A	General Season		n/a	n/a	n/a	n/a	n/a	n/a	n/a	n/a	n/a	n/a	n/a	n/a	n/a	n/a	n/a	n/a	n/a
19B	General Season		n/a	n/a	n/a	n/a	n/a	n/a	n/a	n/a	n/a	n/a	n/a	n/a	n/a	n/a	n/a	n/a	n/a
19C	General Season		n/a	n/a	n/a	n/a	n/a	n/a	n/a	n/a	n/a	n/a	n/a	n/a	n/a	n/a	n/a	n/a	n/a
19D	General Season		n/a	n/a	n/a	n/a	n/a	n/a	n/a	n/a	n/a	n/a	n/a	n/a	n/a	n/a	n/a	n/a	n/a
19	**TOTAL UNIT**		n/a	n/a	n/a	n/a	n/a	n/a	n/a	n/a	n/a	n/a							
Unit 20																			
20B	General Season		4	2	2	0		n/a	n/a	n/a	n/a	n/a	n/a	n/a	n/a	0.00	0.00	n/a	n/a
20B	Registration	RC863	10	0	2	8	0	132	100	27	3	2	7.04	0.00	6.90	72.73	0.00	724	5.10
20B	Drawing	DC877	1	1	0	0	0	6	4	2	0	0	14.29	20.00	0.00	0.00	0.00	21	3.00
20B	Drawing	DC878	0	0	0	0	0	7	3	4	0	0	0.00	0.00	0.00	0.00	0.00	32	4.57
20B	**TOTAL SUBUNIT**		15	3	4	8	0	145	107	33	3	2							

1994-95 HUNTER INFORMATION BY SPECIES: CARIBOU

GMU	TYPE	HUNT	SUCCESSFUL HUNTERS TOTAL	UNIT RES	OTHER STATE RES	NON-RES	UNKN. RES	UNSUCCESSFUL HUNTERS TOTAL	UNIT RES	OTHER STATE RES	NON-RES	UNKN. RES	PERCENT SUCCESSFUL TOTAL	UNIT RES	OTHER STATE RES	NON-RES	UNKN. RES	EFFORT TOTAL HUNTER DAYS	EFFORT AVG. HUNTER EFFORT
Unit 20																			
20D	Registration	RC863	4	1	0	3	0	15	8	2	5	0	21.05	11.11	0.00	37.50	0.00	93	4.89
20E	Federal	RC820	3	0	3	0	0	20	9	11	0	0	13.04	0.00	21.43	0.00	0.00	228	9.91
20E	Registration	RC865	277	113	164	0	0	1462	609	848	0	5	15.93	15.65	16.21	0.00	0.00	7085	4.07
20E	**TOTAL SUBUNIT**		280	113	167	0	0	1482	618	859	0	5							
20F	General Season		1	1	0	0	0	n/a	n/a	n/a	n/a	n/a	n/a	n/a	0.00	0.00	0.00	n/a	n/a
20F	Drawing	DC877	1	1	0	0	0	0	0	0	0	0	100.00	100.00	0.00	0.00	0.00	6	6.00
20F	Drawing	DC878	0	0	0	0	0	2	1	1	0	0	0.00	0.00	0.00	0.00	0.00	4	2.00
20F	**TOTAL SUBUNIT**		2	2	0	0	0	2	1	1	0	0							
20	**TOTAL UNIT**		301	119	171	11	0	1644	734	895	8	7							
Unit 21																			
21A	General Season		n/a	n/a	n/a	n/a	n/a	n/a	n/a	n/a	n/a	n/a	n/a	n/a	n/a	n/a	n/a	n/a	n/a
21B	General Season		0	0	0	0	0	n/a	n/a	n/a	n/a	n/a	0.00	0.00	0.00	0.00	0.00	n/a	n/a
21C	General Season		2	0	0	2	0	n/a	n/a	n/a	n/a	n/a	n/a	0.00	0.00	n/a	0.00	n/a	n/a
21D	General Season		2	2	0	0	0	n/a	n/a	n/a	n/a	n/a	n/a	n/a	0.00	0.00	0.00	n/a	n/a
21E	General Season		n/a	n/a	n/a	n/a	n/a	n/a	n/a	n/a	n/a	n/a	n/a	n/a	n/a	n/a	n/a	n/a	n/a
21	**TOTAL UNIT**		4	2	0	2	0	n/a	n/a	n/a	n/a	n/a							
Unit 22																			
22A	General Season		n/a	n/a	n/a	n/a	n/a	n/a	n/a	n/a	n/a	n/a	n/a	n/a	n/a	n/a	n/a	n/a	n/a
22B	General Season		n/a	n/a	n/a	n/a	n/a	n/a	n/a	n/a	n/a	n/a	n/a	n/a	n/a	n/a	n/a	n/a	n/a
22	**TOTAL UNIT**		n/a	n/a	n/a	n/a	n/a	n/a	n/a	n/a	n/a	n/a							
Unit 23																			
23	General Season		n/a	n/a	n/a	n/a	n/a	n/a	n/a	n/a	n/a	n/a	n/a	n/a	n/a	n/a	n/a	n/a	n/a
23	**TOTAL UNIT**		n/a	n/a	n/a	n/a	n/a	n/a	n/a	n/a	n/a	n/a							
Unit 24																			
24	General Season		2	0	2	0	0	n/a	n/a	n/a	n/a	n/a	n/a	0.00	n/a	0.00	0.00	n/a	n/a
24	**TOTAL UNIT**		2	0	2	0	0	n/a	n/a	n/a	n/a	n/a							
Unit 25																			
25A	General Season		36	1	21	14	0	13	4	5	4	0	73.47	20.00	80.77	77.78	0.00	302	6.16
25B	General Season		2	1	1	0	0	1	1	0	0	0	66.67	50.00	100.00	0.00	0.00	5	1.67
25C	General Season		13	12	1	0	0	n/a	n/a	n/a	n/a	n/a	n/a	n/a	n/a	0.00	0.00	n/a	n/a
25C	Federal	RC825	0	0	0	0	0	1	1	0	0	0	0.00	0.00	0.00	0.00	0.00	4	4.00
25C	Registration	RC865	18	8	10	0	0	180	29	149	0	2	9.09	21.62	6.29	0.00	0.00	949	4.79
25C	Drawing	DC877	1	0	1	0	0	7	0	7	0	0	12.50	0.00	12.50	0.00	0.00	24	3.00
25C	Drawing	DC878	0	0	0	0	0	4	0	4	0	0	0.00	0.00	0.00	0.00	0.00	28	7.00
25C	**TOTAL SUBUNIT**		32	20	12	0	0	192	30	160	0	2							

1994-95 HUNTER INFORMATION BY SPECIES: CARIBOU

GMU	TYPE	HUNT	SUCCESSFUL HUNTERS TOTAL	UNIT RES	OTHER STATE RES	NON-RES	UNKN. RES	UNSUCCESSFUL HUNTERS TOTAL	UNIT RES	OTHER STATE RES	NON-RES	UNKN RES	PERCENT SUCCESSFUL TOTAL	UNIT RES	OTHER STATE RES	NON-RES	UNKN. RES	EFFORT TOTAL HUNTER DAYS	EFFORT AVG. HUNTER EFFORT
Unit 25																			
25D	General Season		0	0	0	0	0	2	0	2	0	0	0.00	0.00	0.00	0.00	0.00	7	3.50
25D	Federal	RC825	0	0	0	0	0	1	1	0	0	0	0.00	0.00	0.00	0.00	0.00	99	99.00
25D	**TOTAL SUBUNIT**		0	0	0	0	0	3	1	2	0	0							
25Z	Federal	RC825	0	0	0	0	0	1	1	0	0	0	0.00	0.00	0.00	0.00	0.00	0	0.00
25	**TOTAL UNIT**		70	22	34	14	0	210	37	167	4	2							
Unit 26																			
26A	General Season		n/a	n/a	n/a	n/a	n/a	n/a	n/a	n/a	n/a	n/a	n/a	n/a	n/a	n/a	n/a	n/a	n/a
26B	General Season		317	1	244	69	3	266	0	254	12	0	54.37	100.00	49.00	85.19	100.00	2828	4.85
26C	General Season		9	1	5	3	0	5	1	2	2	0	64.29	50.00	71.43	60.00	0.00	91	6.50
26	**TOTAL UNIT**		326	2	249	72	3	271	1	256	14	0							
TOTAL STATEWIDE			4534	794	3633	104	3	6452	2376	4040	26	10							

CARIBOU HERDS BY UNIT/SUBUNIT

HERD	UNIT
Adak	10
Alaska Peninsula (N)	9C,E
Alaska Peninsula (S)	9D, 10
Andreafsky[3]	18, 22A
Beaver Mountains[6]	19A,D, 21A
Big River	19C,D
Central Arctic	26B
Chisana	12
Delta[5]	20A
Denali	13E, 20C
Farewell	19C
Fortymile	20B,D,E, 25C
Fox River	15C
Galena Mountain[1]	21D
Kenai Lowlands	15A
Kenai Mountains	7, 15A
Kilbuck Mountains	18, 19B
Killey River	15B
Kokrines[1]	20F,21B,C,D,24
Kuskokwim Mountains[6]	19A,D, 21A
Macomb	12, 20D
Mentasta	11, 12
Mulchatna	9B,C, 17A,B,C, 18, 19A,B
Nelchina	12, 13A,B,C,D,E, 14B
Nushagak Peninsula	17A,C
Porcupine	25A,B,D, 26B,C
Rainy Pass	16B, 19C
Ray Mountains[1]	24
Sunshine Mountains	19D, 21A
Teshekpuk[4]	26A
Tonzona	19C,D
Tustumena Bench[2]	15B,C
Twin Lakes[7]	15B
Western Arctic[4]	21A,C,D,E, 22A,B, 23, 24, 26A
White Mountains	20B,F, 25C,D
Wolf Mountain[1]	21C
Yanert[5]	20A

[1]Galena Mountain, Ray Mountains, and Wolf Mountains herds comprise the Kokrines Herd.
[2]Tustumena Bench Herd has split into Killey River and Fox River Herds.
[3]Andreafsky Herd may not exist anymore
[4]Teshekpuk Herd included in W. Arctic Herd
[5]Yankert Herd included in Delta Herd
[6]Kuskokwim Mountains Herd same as Beaver Mountains Herd
[7]Twin Lakes has split from the Killey River herd

1994-95 CARIBOU HUNTER INFORMATION BY HERD

HERD	GENERAL SEASON NUMBER OF HUNTERS	GENERAL SEASON PERCENT SUCCESSFUL	DRAWING PERMITS NUMBER OF PERMITS	DRAWING PERMITS NUMBER OF HUNTERS	DRAWING PERMITS PERCENT SUCCESSFUL	REGISTRATION PERMITS NUMBER OF PERMITS	REGISTRATION PERMITS NUMBER OF HUNTERS	REGISTRATION PERMITS PERCENT SUCCESSFUL	EFFORT TOTAL HUNTERS	EFFORT TOTAL HUNTER DAYS	EFFORT AVG. HUNTER EFFORT
ADAK			0			213	71	n/a	71	n/a	0.00
BEAVER MOUNTAINS	7	28.57	0			0			7	60	8.57
BIG RIVER	63	73.02	0			0			63	422	6.70
CENTRAL ARCTIC	583	54.40	0			0			583	2828	4.85
CHISANA			0			0					0.00
DELTA			0			0					0.00
FAREWELL	62	58.06	0			0			62	371	5.98
FORTYMILE			0			2870	2115	14.75	2115	9181	4.34
FOX RIVER			0			0					0.00
GALENA MOUNTAIN	n/a	n/a	0			0			n/a	n/a	0.00
KENAI LOWLANDS			0			0					0.00
KENAI MOUNTAINS			200	116	24.14	0			116	464	4.00
KILBUCK MOUNTAINS			0			305	251	18.73	251	726	2.89
KILLEY RIVER			25	15	73.33	0			15	57	3.80
MACOMB			0			0					0.00
MENTASTA			0			0					0.00
MULCHATNA	3086	84.79	0			0			3086	14862	4.82
N. ALASKA PENINSULA	569	82.78	0			0			569	n/a	0.00
NELCHINA			7560	5715	54.40	n/a	1883	24.96	7598	58733	7.73
NUSHAGAK PENINSULA			0			100	34	91.18	34	39	1.15

HERD COMMENTS

ADAK	MULTIPLE BAG LIMIT, NO CLOSED SEASON—TOTAL INCLUDES 10 FROM FWP INVESTIGATION
BEAVER MOUNTAINS	INCLUDES KUSKOKWIM MTS. HERD
BIG RIVER	
CENTRAL ARCTIC	MULTIPLE BAG LIMIT
CHISANA	NO OPEN SEASON
DELTA	NO OPEN SEASON—INCLUDES YANERT HERD
FAREWELL	
FORTYMILE	REGISTRATION TOTALS REPRESENT COMBINED STATE AND FEDERAL HUNTS—TOTAL PERMITS INCLUDES EST. NO. OF FEDERAL PERMITS ISSUED
FOX RIVER	NO OPEN SEASON
GALENA MOUNTAIN	
KENAI LOWLANDS	NO OPEN SEASON
KENAI MOUNTAINS	
KILBUCK MOUNTAINS	REGISTRATION TOTALS REPRESENT COMBINED STATE AND FEDERAL HUNTS
KILLEY RIVER	SPLIT INTO KILLEY RIVER AND TWIN LAKES HERDS
MACOMB	NO OPEN SEASON
MENTASTA	NO OPEN SEASON
MULCHATNA	MULTIPLE BAG LIMIT—HIGH UNREPORTED HARVEST
N. ALASKA PENINSULA	MULTIPLE BAG LIMIT, TOTAL HARVEST INCLUDES AN UNKNOWN NUMBER OF MULCHATNA ANIMALS. BAG LIMIT REDUCED BY EMERGENCY REGULATION IN 9(C), AND PORTION OF 9(C) CLOSED BY E.O.
NELCHINA	DRAWING PERMIT FIGURES REPRESENT STATE TIER II & DRAWING PERMIT HUNTS—PORTION OF 13(E) CLOSED BY E.O.
NUSHAGAK PENINSULA	AREA BIOLOGIST DATA = 10 MALE, 19 FEMALE, 6 UNKNOWN, 38 TOTAL HUNTERS, 92.11% SUCCESSFUL, UNKNOWN DAYS

1994-95 CARIBOU HUNTER INFORMATION BY HERD

	GENERAL SEASON		DRAWING PERMITS			REGISTRATION PERMITS			EFFORT		
HERD	NUMBER OF HUNTERS	PERCENT SUCCESSFUL	NUMBER OF PERMITS	NUMBER OF HUNTERS	PERCENT SUCCESSFUL	NUMBER OF PERMITS	NUMBER OF HUNTERS	PERCENT SUCCESSFUL	TOTAL HUNTERS	TOTAL HUNTER DAYS	AVG. HUNTER EFFORT
PORCUPINE	67	68.70	0			0			67	465	6.94
RAINY PASS	96	59.38	0			0			96	495	5.16
RAY MOUNTAINS	n/a	n/a	0			0			n/a	n/a	0.00
S. ALASKA PENINSULA			0			0					0.00
SUNSHINE MOUNTAINS	6	0.00	0			0			6	28	4.67
TONZONA	32	78.13	0			0			32	151	4.72
TWIN LAKES			0			0					0.00
WESTERN ARCTIC	355	92.11	0			0			355	n/a	0.00
WHITE MOUNTAINS	n/a	n/a	150	29	10.34	0			n/a	n/a	0.00
WOLF MOUNTAIN	n/a	n/a	0			0			n/a	n/a	0.00

HERD COMMENTS

PORCUPINE	MULTIPLE BAG LIMIT
RAINY PASS	
RAY MOUNTAINS	
S. ALASKA PENINSULA	NO OPEN SEASON—CLOSED BY E.O.
SUNSHINE MOUNTAINS	
TONZONA	
TWIN LAKES	NO OPEN SEASON
WESTERN ARCTIC	MULTIPLE BAG LIMIT—HIGH UNREPORTED HARVEST—INCLUDES TESHEKPUK HERD
WHITE MOUNTAINS	
WOLF MOUNTAIN	

1994-95 HUNTER INFORMATION BY SPECIES: COYOTE

GMU	TYPE	HUNT	SUCCESSFUL HUNTERS TOTAL	UNIT RES	OTHER STATE RES	NON-RES	UNKN. RES	UNSUCCESSFUL HUNTERS TOTAL	UNIT RES	OTHER STATE RES	NON-RES	UNKN RES	PERCENT SUCCESSFUL TOTAL	UNIT RES	OTHER STATE RES	NON-RES	UNKN. RES	EFFORT TOTAL HUNTER DAYS	EFFORT AVG. HUNTER EFFORT
TOTAL STATEWIDE			n/a	n/a	n/a	n/a	n/a	n/a	n/a	n/a	n/a	n/a							

DATA IS PRESENTED ONLY FOR UNITS WHERE HUNTER INFORMATION IS AVAILABLE

1994-95 HUNTER INFORMATION BY SPECIES: DEER

GMU	TYPE	HUNT	SUCCESSFUL HUNTERS TOTAL	SUCCESSFUL HUNTERS UNIT RES	SUCCESSFUL HUNTERS OTHER STATE RES	SUCCESSFUL HUNTERS NON-RES	SUCCESSFUL HUNTERS UNKN. RES	UNSUCCESSFUL HUNTERS TOTAL	UNSUCCESSFUL HUNTERS UNIT RES	UNSUCCESSFUL HUNTERS OTHER STATE RES	UNSUCCESSFUL HUNTERS NON-RES	UNSUCCESSFUL HUNTERS UNKN. RES	PERCENT SUCCESSFUL TOTAL	PERCENT SUCCESSFUL UNIT RES	PERCENT SUCCESSFUL OTHER STATE RES	PERCENT SUCCESSFUL NON-RES	PERCENT SUCCESSFUL UNKN. RES	EFFORT TOTAL HUNTER DAYS	EFFORT AVG. HUNTER EFFORT
Unit 01																			
01A	General Season		516	509	5	2	0	551	513	27	11	0	48.36	49.80	15.63	15.38	0.00	5514	5.17
01B	General Season		125	18	107	0	0	137	30	105	2	0	47.71	37.50	50.47	0.00	0.00	805	3.07
01C	General Season		365	359	4	2	0	652	602	39	11	0	35.89	37.36	9.30	15.38	0.00	n/a	n/a
01	**TOTAL UNIT**		1006	886	116	4	0	1340	1145	171	24	0							
Unit 02																			
02	General Season		1412	773	608	31	0	608	231	322	55	0	69.90	76.99	65.38	36.05	0.00	12140	6.01
02	**TOTAL UNIT**		1412	773	608	31	0	608	231	322	55	0							
Unit 03																			
03	General Season		495	456	35	4	0	591	481	108	2	0	45.58	48.67	24.48	66.67	0.00	5081	4.68
03	Registration	RD606	160	157	2	1	0	410	398	11	1	0	28.07	28.29	15.38	50.00	0.00	1950	3.42
03	**TOTAL UNIT**		655	613	37	5	0	1001	879	119	3	0							
Unit 04																			
04	General Season		3674	1839	1800	35	0	705	325	360	20	0	83.90	84.98	83.33	63.64	0.00	n/a	n/a
04	**TOTAL UNIT**		3674	1839	1800	35	0	705	325	360	20	0							
Unit 05																			
05A	General Season		5	5	0	0	0	19	15	4	0	0	20.83	25.00	0.00	0.00	0.00	n/a	n/a
05	**TOTAL UNIT**		5	5	0	0	0	19	15	4	0	0							
Unit 06																			
06A	General Season		0	0	0	0	0	0	0	0	0	0	0.00	0.00	0.00	0.00	0.00	0	0.00
06B	General Season		0	0	0	0	0	0	0	0	0	0	0.00	0.00	0.00	0.00	0.00	0	0.00
06C	General Season		5	0	5	0	0	5	0	5	0	0	50.00	0.00	50.00	0.00	0.00	n/a	n/a
06D	General Season		931	483	436	12	0	444	170	245	29	0	67.71	73.97	64.02	29.27	0.00	n/a	n/a
06	**TOTAL UNIT**		936	483	441	12	0	449	170	250	29	0							
Unit 08																			
08	General Season		3894	1690	1917	287	0	815	372	314	129	0	82.69	81.96	85.93	68.99	0.00	n/a	n/a
08	**TOTAL UNIT**		3894	1690	1917	287	0	815	372	314	129	0							
Unit 27																			
27Z	General Season		83	0	77	0	6	83	0	73	0	10	50.00	0.00	51.33	0.00	37.50	n/a	n/a
27Z	Federal	RD701	1	0	1	0	0	0	0	0	0	0	100.00	0.00	100.00	0.00	0.00	1	1.00
27	**TOTAL UNIT**		84	0	78	0	6	83	0	73	0	10							
TOTAL STATEWIDE			11666	6289	4997	374	6	5020	3137	1613	260	10							

1994-95 HUNTER INFORMATION BY SPECIES: ELK

GMU	TYPE	HUNT	SUCCESSFUL HUNTERS TOTAL	SUCCESSFUL HUNTERS UNIT RES	SUCCESSFUL HUNTERS OTHER STATE RES	SUCCESSFUL HUNTERS NON-RES	SUCCESSFUL HUNTERS UNKN. RES	UNSUCCESSFUL HUNTERS TOTAL	UNSUCCESSFUL HUNTERS UNIT RES	UNSUCCESSFUL HUNTERS OTHER STATE RES	UNSUCCESSFUL HUNTERS NON-RES	UNSUCCESSFUL HUNTERS UNKN. RES	PERCENT SUCCESSFUL TOTAL	PERCENT SUCCESSFUL UNIT RES	PERCENT SUCCESSFUL OTHER STATE RES	PERCENT SUCCESSFUL NON-RES	PERCENT SUCCESSFUL UNKN. RES	EFFORT TOTAL HUNTER DAYS	EFFORT AVG. HUNTER EFFORT
Unit 08																			
08	Drawing	DE702	3	2	1	0	0	6	4	1	1	0	33.33	33.33	50.00	0.00	0.00	38	4.22
08	Drawing	DE703	3	3	0	0	0	8	7	1	0	0	27.27	30.00	0.00	0.00	0.00	46	4.18
08	Drawing	DE704	2	2	0	0	0	6	2	4	0	0	25.00	50.00	0.00	0.00	0.00	34	4.25
08	Drawing	DE705	2	0	2	0	0	7	1	6	0	0	22.22	0.00	25.00	0.00	0.00	66	7.33
08	Drawing	DE706	3	1	2	0	0	7	3	4	0	0	30.00	25.00	33.33	0.00	0.00	54	5.40
08	Drawing	DE707	1	1	0	0	0	4	2	2	0	0	20.00	33.33	0.00	0.00	0.00	29	5.80
08	Drawing	DE712	22	18	4	0	0	44	22	21	1	0	33.33	45.00	16.00	0.00	0.00	269	4.08
08	Drawing	DE714	21	17	4	0	0	28	6	22	0	0	42.86	73.91	15.38	0.00	0.00	203	4.14
08	Drawing	DE716	9	7	2	0	0	38	16	22	0	0	19.15	30.43	8.33	0.00	0.00	202	4.30
08	Registration	RE753	8	5	2	1	0	65	35	27	2	1	10.96	12.50	6.90	33.33	0.00	224	3.07
08	Registration	RE754	11	5	5	1	0	85	44	36	3	2	11.46	10.20	12.20	25.00	0.00	413	4.30
08	**TOTAL UNIT**		85	61	22	2	0	298	142	146	7	3							
TOTAL STATEWIDE			85	61	22	2	0	298	142	146	7	3							

1994-95 HUNTER INFORMATION BY SPECIES: FOX

GMU	TYPE	HUNT	SUCCESSFUL HUNTERS TOTAL	SUCCESSFUL HUNTERS UNIT RES	SUCCESSFUL HUNTERS OTHER STATE RES	SUCCESSFUL HUNTERS NON-RES	SUCCESSFUL HUNTERS UNKN. RES	UNSUCCESSFUL HUNTERS TOTAL	UNSUCCESSFUL HUNTERS UNIT RES	UNSUCCESSFUL HUNTERS OTHER STATE RES	UNSUCCESSFUL HUNTERS NON-RES	UNSUCCESSFUL HUNTERS UNKN. RES	PERCENT SUCCESSFUL TOTAL	PERCENT SUCCESSFUL UNIT RES	PERCENT SUCCESSFUL OTHER STATE RES	PERCENT SUCCESSFUL NON-RES	PERCENT SUCCESSFUL UNKN. RES	EFFORT TOTAL HUNTER DAYS	EFFORT AVG. HUNTER EFFORT
TOTAL STATEWIDE			n/a	n/a	n/a	n/a	n/a	n/a	n/a	n/a	n/a	n/a							

DATA IS PRESENTED ONLY FOR UNITS WHERE HUNTER INFORMATION IS AVAILABLE

1994-95 HUNTER INFORMATION BY SPECIES: LYNX

GMU	TYPE	HUNT	SUCCESSFUL HUNTERS TOTAL	UNIT RES	OTHER STATE RES	NON-RES	UNKN RES	UNSUCCESSFUL HUNTERS TOTAL	UNIT RES	OTHER STATE RES	NON-RES	UNKN RES	PERCENT SUCCESSFUL TOTAL	UNIT RES	OTHER STATE RES	NON-RES	UNKN RES	EFFORT TOTAL HUNTER DAYS	EFFORT AVG HUNTER EFFORT
Unit 01																			
01A	Hunting/Trapping		1	0	1	0	0	n/a	n/a	n/a	n/a	n/a	n/a	0.00	n/a	0.00	0.00	n/a	n/a
01B	Hunting/Trapping		0	0	0	0	0	n/a	n/a	n/a	n/a	n/a	0.00	0.00	0.00	0.00	0.00	n/a	n/a
01C	Hunting/Trapping		1	0	1	0	0	n/a	n/a	n/a	n/a	n/a	n/a	0.00	n/a	0.00	0.00	n/a	n/a
01D	Hunting/Trapping		0	0	0	0	0	n/a	n/a	n/a	n/a	n/a	0.00	0.00	0.00	0.00	0.00	n/a	n/a
01	**TOTAL UNIT**		2	0	2	0	0	n/a	n/a	n/a	n/a	n/a							
Unit 02																			
02	Hunting/Trapping		0	0	0	0	0	n/a	n/a	n/a	n/a	n/a	0.00	0.00	0.00	0.00	0.00	n/a	n/a
02	**TOTAL UNIT**		0	0	0	0	0	n/a	n/a	n/a	n/a	n/a							
Unit 03																			
03	Hunting/Trapping		0	0	0	0	0	n/a	n/a	n/a	n/a	n/a	0.00	0.00	0.00	0.00	0.00	n/a	n/a
03	**TOTAL UNIT**		0	0	0	0	0	n/a	n/a	n/a	n/a	n/a							
Unit 05																			
05A	Hunting/Trapping		5	5	0	0	0	n/a	n/a	n/a	n/a	n/a	n/a	n/a	0.00	0.00	0.00	n/a	n/a
05B	Hunting/Trapping		0	0	0	0	0	n/a	n/a	n/a	n/a	n/a	0.00	0.00	0.00	0.00	0.00	n/a	n/a
05	**TOTAL UNIT**		5	5	0	0	0	n/a	n/a	n/a	n/a	n/a							
Unit 09																			
09A	Hunting/Trapping		1	0	1	0	0	n/a	n/a	n/a	n/a	n/a	n/a	0.00	n/a	0.00	0.00	n/a	n/a
09B	Hunting/Trapping		7	6	1	0	0	n/a	n/a	n/a	n/a	n/a	n/a	n/a	n/a	0.00	0.00	n/a	n/a
09C	Hunting/Trapping		10	9	1	0	0	n/a	n/a	n/a	n/a	n/a	n/a	n/a	n/a	0.00	0.00	n/a	n/a
09D	Hunting/Trapping		0	0	0	0	0	n/a	n/a	n/a	n/a	n/a	0.00	0.00	0.00	0.00	0.00	n/a	n/a
09E	Hunting/Trapping		1	1	0	0	0	n/a	n/a	n/a	n/a	n/a	n/a	n/a	0.00	0.00	0.00	n/a	n/a
09	**TOTAL UNIT**		19	16	3	0	0	n/a	n/a	n/a	n/a	n/a							
Unit 11																			
11	Hunting/Trapping		16	0	16	0	0	n/a	n/a	n/a	n/a	n/a	n/a	0.00	n/a	0.00	0.00	n/a	n/a
11	**TOTAL UNIT**		16	0	16	0	0	n/a	n/a	n/a	n/a	n/a							
Unit 12																			
12	Hunting/Trapping		89	78	11	0	0	n/a	n/a	n/a	n/a	n/a	n/a	n/a	n/a	0.00	0.00	n/a	n/a
12	**TOTAL UNIT**		89	78	11	0	0	n/a	n/a	n/a	n/a	n/a							
Unit 13																			
13A	Hunting/Trapping		14	12	2	0	0	n/a	n/a	n/a	n/a	n/a	n/a	n/a	n/a	0.00	0.00	n/a	n/a
13B	Hunting/Trapping		15	14	1	0	0	n/a	n/a	n/a	n/a	n/a	n/a	n/a	n/a	0.00	0.00	n/a	n/a
13C	Hunting/Trapping		30	27	2	0	1	n/a	n/a	n/a	n/a	n/a	n/a	n/a	n/a	0.00	n/a	n/a	n/a
13D	Hunting/Trapping		19	16	2	0	1	n/a	n/a	n/a	n/a	n/a	n/a	n/a	n/a	0.00	n/a	n/a	n/a
13E	Hunting/Trapping		0	0	0	0	0	n/a	n/a	n/a	n/a	n/a	0.00	0.00	0.00	0.00	0.00	n/a	n/a
13	**TOTAL UNIT**		78	69	7	0	2	n/a	n/a	n/a	n/a	n/a							

1994-95 HUNTER INFORMATION BY SPECIES: LYNX

GMU	TYPE	HUNT	SUCCESSFUL HUNTERS TOTAL	UNIT RES	OTHER STATE RES	NON-RES	UNKN. RES	UNSUCCESSFUL HUNTERS TOTAL	UNIT RES	OTHER STATE RES	NON-RES	UNKN RES	PERCENT SUCCESSFUL TOTAL	UNIT RES	OTHER STATE RES	NON-RES	UNKN. RES	EFFORT TOTAL HUNTER DAYS	EFFORT AVG. HUNTER EFFORT
Unit 15																			
15A	Hunting/Trapping		4	0	0	0	4	n/a	n/a	n/a	n/a	n/a	n/a	0.00	0.00	0.00	n/a	n/a	n/a
15	**TOTAL UNIT**		4	0	0	0	4	n/a	n/a	n/a	n/a	n/a							
Unit 17																			
17A	Hunting/Trapping		0	0	0	0	0	n/a	n/a	n/a	n/a	n/a	0.00	0.00	0.00	0.00	0.00	n/a	n/a
17B	Hunting/Trapping		5	4	1	0	0	n/a	n/a	n/a	n/a	n/a	n/a	n/a	n/a	0.00	0.00	n/a	n/a
17C	Hunting/Trapping		9	9	0	0	0	n/a	n/a	n/a	n/a	n/a	n/a	n/a	0.00	0.00	0.00	n/a	n/a
17	**TOTAL UNIT**		14	13	1	0	0	n/a	n/a	n/a	n/a	n/a							
Unit 18																			
18	Hunting/Trapping		8	5	0	0	3	n/a	n/a	n/a	n/a	n/a	n/a	n/a	0.00	0.00	n/a	n/a	n/a
18	**TOTAL UNIT**		8	5	0	0	3	n/a	n/a	n/a	n/a	n/a							
Unit 19																			
19A	Hunting/Trapping		21	15	0	0	6	n/a	n/a	n/a	n/a	n/a	n/a	n/a	0.00	0.00	n/a	n/a	n/a
19B	Hunting/Trapping		12	5	3	0	4	n/a	n/a	n/a	n/a	n/a	n/a	n/a	n/a	0.00	n/a	n/a	n/a
19C	Hunting/Trapping		6	2	4	0	0	n/a	n/a	n/a	n/a	n/a	n/a	n/a	n/a	0.00	0.00	n/a	n/a
19D	Hunting/Trapping		10	9	1	0	0	n/a	n/a	n/a	n/a	n/a	n/a	n/a	n/a	0.00	0.00	n/a	n/a
19	**TOTAL UNIT**		49	31	8	0	10	n/a	n/a	n/a	n/a	n/a							
Unit 20																			
20A	Hunting/Trapping		23	20	0	1	2	n/a	n/a	n/a	n/a	n/a	n/a	n/a	0.00	n/a	n/a	n/a	n/a
20B	Hunting/Trapping		45	41	1	0	3	n/a	n/a	n/a	n/a	n/a	n/a	n/a	n/a	0.00	n/a	n/a	n/a
20C	Hunting/Trapping		27	27	0	0	0	n/a	n/a	n/a	n/a	n/a	n/a	n/a	0.00	0.00	0.00	n/a	n/a
20D	Hunting/Trapping		35	28	7	0	0	n/a	n/a	n/a	n/a	n/a	n/a	n/a	n/a	0.00	0.00	n/a	n/a
20E	Hunting/Trapping		23	1	22	0	0	n/a	n/a	n/a	n/a	n/a	n/a	n/a	n/a	0.00	0.00	n/a	n/a
20F	Hunting/Trapping		4	3	1	0	0	n/a	n/a	n/a	n/a	n/a	n/a	n/a	n/a	0.00	0.00	n/a	n/a
20	**TOTAL UNIT**		157	120	31	1	5	n/a	n/a	n/a	n/a	n/a							
Unit 21																			
21A	Hunting/Trapping		3	0	3	0	0	n/a	n/a	n/a	n/a	n/a	n/a	0.00	n/a	0.00	0.00	n/a	n/a
21B	Hunting/Trapping		4	2	1	0	1	n/a	n/a	n/a	n/a	n/a	n/a	n/a	n/a	0.00	n/a	n/a	n/a
21C	Hunting/Trapping		0	0	0	0	0	n/a	n/a	n/a	n/a	n/a	0.00	0.00	0.00	0.00	0.00	n/a	n/a
21D	Hunting/Trapping		3	3	0	0	0	n/a	n/a	n/a	n/a	n/a	n/a	n/a	0.00	0.00	0.00	n/a	n/a
21E	Hunting/Trapping		12	12	0	0	0	n/a	n/a	n/a	n/a	n/a	n/a	n/a	0.00	0.00	0.00	n/a	n/a
21	**TOTAL UNIT**		22	17	4	0	1	n/a	n/a	n/a	n/a	n/a							
Unit 22																			
22A	Hunting/Trapping		3	3	0	0	0	n/a	n/a	n/a	n/a	n/a	n/a	n/a	0.00	0.00	0.00	n/a	n/a
22B	Hunting/Trapping		1	0	1	0	0	n/a	n/a	n/a	n/a	n/a	n/a	0.00	n/a	0.00	0.00	n/a	n/a
22C	Hunting/Trapping		0	0	0	0	0	n/a	n/a	n/a	n/a	n/a	0.00	0.00	0.00	0.00	0.00	n/a	n/a
22D	Hunting/Trapping		0	0	0	0	0	n/a	n/a	n/a	n/a	n/a	0.00	0.00	0.00	0.00	0.00	n/a	n/a
22E	Hunting/Trapping		0	0	0	0	0	n/a	n/a	n/a	n/a	n/a	0.00	0.00	0.00	0.00	0.00	n/a	n/a
22	**TOTAL UNIT**		4	3	1	0	0	n/a	n/a	n/a	n/a	n/a							

1994-95 HUNTER INFORMATION BY SPECIES: LYNX

GMU	TYPE	HUNT	SUCCESSFUL HUNTERS TOTAL	SUCCESSFUL HUNTERS UNIT RES	SUCCESSFUL HUNTERS OTHER STATE RES	SUCCESSFUL HUNTERS NON-RES	SUCCESSFUL HUNTERS UNKN. RES	UNSUCCESSFUL HUNTERS TOTAL	UNSUCCESSFUL HUNTERS UNIT RES	UNSUCCESSFUL HUNTERS OTHER STATE RES	UNSUCCESSFUL HUNTERS NON-RES	UNSUCCESSFUL HUNTERS UNKN. RES	PERCENT SUCCESSFUL TOTAL	PERCENT SUCCESSFUL UNIT RES	PERCENT SUCCESSFUL OTHER STATE RES	PERCENT SUCCESSFUL NON-RES	PERCENT SUCCESSFUL UNKN. RES	EFFORT TOTAL HUNTER DAYS	EFFORT AVG. HUNTER EFFORT
Unit 23																			
23	Hunting/Trapping		1	1	0	0	0	n/a	n/a	n/a	n/a	n/a	n/a	n/a	0.00	0.00	0.00	n/a	n/a
23	**TOTAL UNIT**		1	1	0	0	0	n/a	n/a	n/a	n/a	n/a							
Unit 24																			
24	Hunting/Trapping		35	31	4	0	0	n/a	n/a	n/a	n/a	n/a	n/a	n/a	n/a	0.00	0.00	n/a	n/a
24	**TOTAL UNIT**		35	31	4	0	0	n/a	n/a	n/a	n/a	n/a							
Unit 25																			
25A	Hunting/Trapping		6	1	5	0	0	n/a	n/a	n/a	n/a	n/a	n/a	n/a	n/a	0.00	0.00	n/a	n/a
25B	Hunting/Trapping		69	50	18	0	1	n/a	n/a	n/a	n/a	n/a	n/a	n/a	n/a	0.00	n/a	n/a	n/a
25C	Hunting/Trapping		5	5	0	0	0	n/a	n/a	n/a	n/a	n/a	n/a	n/a	0.00	0.00	0.00	n/a	n/a
25D	Hunting/Trapping		186	179	7	0	0	n/a	n/a	n/a	n/a	n/a	n/a	n/a	n/a	0.00	0.00	n/a	n/a
25	**TOTAL UNIT**		266	235	30	0	1	n/a	n/a	n/a	n/a	n/a							
Unit 26																			
26A	Hunting/Trapping		0	0	0	0	0	n/a	n/a	n/a	n/a	n/a	0.00	0.00	0.00	0.00	0.00	n/a	n/a
26B	Hunting/Trapping		3	0	3	0	0	n/a	n/a	n/a	n/a	n/a	n/a	0.00	n/a	0.00	0.00	n/a	n/a
26C	Hunting/Trapping		0	0	0	0	0	n/a	n/a	n/a	n/a	n/a	0.00	0.00	0.00	0.00	0.00	n/a	n/a
26	**TOTAL UNIT**		3	0	3	0	0	n/a	n/a	n/a	n/a	n/a							
TOTAL STATEWIDE			772	624	121	1	26	n/a	n/a	n/a	n/a	n/a							

1994-95 HUNTER INFORMATION BY SPECIES: MARTEN

GMU	TYPE	HUNT	SUCCESSFUL HUNTERS TOTAL	UNIT RES	OTHER STATE RES	NON-RES	UNKN. RES	UNSUCCESSFUL HUNTERS TOTAL	UNIT RES	OTHER STATE RES	NON-RES	UNKN RES	PERCENT SUCCESSFUL TOTAL	UNIT RES	OTHER STATE RES	NON-RES	UNKN RES	EFFORT TOTAL HUNTER DAYS	AVG HUNTER EFFORT
Unit 01																			
01A	Trapping		143	143	0	0	0	n/a	n/a	n/a	n/a	n/a	n/a	n/a	0.00	0.00	0.00	n/a	n/a
01B	Trapping		80	10	70	0	0	n/a	n/a	n/a	n/a	n/a	n/a	n/a	n/a	0.00	0.00	n/a	n/a
01C	Trapping		190	115	0	0	75	n/a	n/a	n/a	n/a	n/a	n/a	n/a	0.00	0.00	n/a	n/a	n/a
01D	Trapping		151	151	0	0	0	n/a	n/a	n/a	n/a	n/a	n/a	n/a	0.00	0.00	0.00	n/a	n/a
01	**TOTAL UNIT**		564	419	70	0	75	n/a	n/a	n/a	n/a	n/a							
Unit 02																			
02	Trapping		1043	959	84	0	0	n/a	n/a	n/a	n/a	n/a	n/a	n/a	n/a	0.00	0.00	n/a	n/a
02	**TOTAL UNIT**		1043	959	84	0	0	n/a	n/a	n/a	n/a	n/a							
Unit 03																			
03	Trapping		101	76	0	0	25	n/a	n/a	n/a	n/a	n/a	n/a	n/a	0.00	0.00	n/a	n/a	n/a
03	**TOTAL UNIT**		101	76	0	0	25	n/a	n/a	n/a	n/a	n/a							
Unit 04																			
04	Trapping		241	206	35	0	0	n/a	n/a	n/a	n/a	n/a	n/a	n/a	n/a	0.00	0.00	n/a	n/a
04	**TOTAL UNIT**		241	206	35	0	0	n/a	n/a	n/a	n/a	n/a							
Unit 05																			
05A	Trapping		290	230	0	0	60	n/a	n/a	n/a	n/a	n/a	n/a	n/a	0.00	0.00	n/a	n/a	n/a
05B	Trapping		0	0	0	0	0	n/a	n/a	n/a	n/a	n/a	0.00	0.00	0.00	0.00	0.00	n/a	n/a
05	**TOTAL UNIT**		290	230	0	0	60	n/a	n/a	n/a	n/a	n/a							
Unit 06																			
06A	Trapping		n/a	n/a	n/a	n/a	n/a	n/a	n/a	n/a	n/a	n/a	n/a	n/a	n/a	n/a	n/a	n/a	n/a
06B	Trapping		n/a	n/a	n/a	n/a	n/a	n/a	n/a	n/a	n/a	n/a	n/a	n/a	n/a	n/a	n/a	n/a	n/a
06C	Trapping		n/a	n/a	n/a	n/a	n/a	n/a	n/a	n/a	n/a	n/a	n/a	n/a	n/a	n/a	n/a	n/a	n/a
06D	Trapping		n/a	n/a	n/a	n/a	n/a	n/a	n/a	n/a	n/a	n/a	n/a	n/a	n/a	n/a	n/a	n/a	n/a
06	**TOTAL UNIT**		n/a	n/a	n/a	n/a	n/a	n/a	n/a	n/a	n/a	n/a							
Unit 07																			
07	Trapping		110	59	43	0	8	n/a	n/a	n/a	n/a	n/a	n/a	n/a	n/a	0.00	n/a	n/a	n/a
07	**TOTAL UNIT**		110	59	43	0	8	n/a	n/a	n/a	n/a	n/a							
Unit 08																			
08	Trapping		n/a	n/a	n/a	n/a	n/a	n/a	n/a	n/a	n/a	n/a	n/a	n/a	n/a	n/a	n/a	n/a	n/a
08	**TOTAL UNIT**		n/a	n/a	n/a	n/a	n/a	n/a	n/a	n/a	n/a	n/a							
Unit 09																			
09B	Trapping		n/a	n/a	n/a	n/a	n/a	n/a	n/a	n/a	n/a	n/a	n/a	n/a	n/a	n/a	n/a	n/a	n/a
09C	Trapping		n/a	n/a	n/a	n/a	n/a	n/a	n/a	n/a	n/a	n/a	n/a	n/a	n/a	n/a	n/a	n/a	n/a
09D	Trapping		n/a	n/a	n/a	n/a	n/a	n/a	n/a	n/a	n/a	n/a	n/a	n/a	n/a	n/a	n/a	n/a	n/a

1994-95 HUNTER INFORMATION BY SPECIES: MARTEN

GMU	TYPE	HUNT	SUCCESSFUL HUNTERS TOTAL	UNIT RES	OTHER STATE RES	NON-RES	UNKN. RES	UNSUCCESSFUL HUNTERS TOTAL	UNIT RES	OTHER STATE RES	NON-RES	UNKN RES	PERCENT SUCCESSFUL TOTAL	UNIT RES	OTHER STATE RES	NON-RES	UNKN RES	EFFORT TOTAL HUNTER DAYS	EFFORT AVG. HUNTER EFFORT
Unit 09																			
09E	Trapping		n/a	n/a	n/a	n/a	n/a	n/a	n/a	n/a	n/a	n/a	n/a	n/a	n/a	n/a	n/a	n/a	n/a
09	**TOTAL UNIT**		n/a	n/a	n/a	n/a	n/a	n/a	n/a	n/a	n/a	n/a							
Unit 11																			
11	Trapping		n/a	n/a	n/a	n/a	n/a	n/a	n/a	n/a	n/a	n/a	n/a	n/a	n/a	n/a	n/a	n/a	n/a
11	**TOTAL UNIT**		n/a	n/a	n/a	n/a	n/a	n/a	n/a	n/a	n/a	n/a							
Unit 12																			
12	Trapping		n/a	n/a	n/a	n/a	n/a	n/a	n/a	n/a	n/a	n/a	n/a	n/a	n/a	n/a	n/a	n/a	n/a
12	**TOTAL UNIT**		n/a	n/a	n/a	n/a	n/a	n/a	n/a	n/a	n/a	n/a							
Unit 13																			
13A	Trapping		n/a	n/a	n/a	n/a	n/a	n/a	n/a	n/a	n/a	n/a	n/a	n/a	n/a	n/a	n/a	n/a	n/a
13B	Trapping		n/a	n/a	n/a	n/a	n/a	n/a	n/a	n/a	n/a	n/a	n/a	n/a	n/a	n/a	n/a	n/a	n/a
13C	Trapping		n/a	n/a	n/a	n/a	n/a	n/a	n/a	n/a	n/a	n/a	n/a	n/a	n/a	n/a	n/a	n/a	n/a
13D	Trapping		n/a	n/a	n/a	n/a	n/a	n/a	n/a	n/a	n/a	n/a	n/a	n/a	n/a	n/a	n/a	n/a	n/a
13E	Trapping		41	0	30	0	11	n/a	n/a	n/a	n/a	n/a	n/a	0.00	n/a	0.00	n/a	n/a	n/a
13	**TOTAL UNIT**		41	0	30	0	11	n/a	n/a	n/a	n/a	n/a							
Unit 14																			
14A	Trapping		10	9	0	0	1	n/a	n/a	n/a	n/a	n/a	n/a	n/a	0.00	0.00	n/a	n/a	n/a
14B	Trapping		8	0	8	0	0	n/a	n/a	n/a	n/a	n/a	n/a	0.00	n/a	0.00	0.00	n/a	n/a
14C	Trapping		10	10	0	0	0	n/a	n/a	n/a	n/a	n/a	n/a	n/a	0.00	0.00	0.00	n/a	n/a
14	**TOTAL UNIT**		28	19	8	0	1	n/a	n/a	n/a	n/a	n/a							
Unit 15																			
15A	Trapping		n/a	n/a	n/a	n/a	n/a	n/a	n/a	n/a	n/a	n/a	n/a	n/a	n/a	n/a	n/a	n/a	n/a
15C	Trapping		n/a	n/a	n/a	n/a	n/a	n/a	n/a	n/a	n/a	n/a	n/a	n/a	n/a	n/a	n/a	n/a	n/a
15	**TOTAL UNIT**		n/a	n/a	n/a	n/a	n/a	n/a	n/a	n/a	n/a	n/a							
Unit 16																			
16A	Trapping		21	5	7	0	9	n/a	n/a	n/a	n/a	n/a	n/a	n/a	n/a	0.00	n/a	n/a	n/a
16B	Trapping		76	38	28	0	10	n/a	n/a	n/a	n/a	n/a	n/a	n/a	n/a	0.00	n/a	n/a	n/a
16	**TOTAL UNIT**		97	43	35	0	19	n/a	n/a	n/a	n/a	n/a							
Unit 17																			
17A	Trapping		n/a	n/a	n/a	n/a	n/a	n/a	n/a	n/a	n/a	n/a	n/a	n/a	n/a	n/a	n/a	n/a	n/a
17B	Trapping		n/a	n/a	n/a	n/a	n/a	n/a	n/a	n/a	n/a	n/a	n/a	n/a	n/a	n/a	n/a	n/a	n/a
17C	Trapping		n/a	n/a	n/a	n/a	n/a	n/a	n/a	n/a	n/a	n/a	n/a	n/a	n/a	n/a	n/a	n/a	n/a
17	**TOTAL UNIT**		n/a	n/a	n/a	n/a	n/a	n/a	n/a	n/a	n/a	n/a							

1994-95 HUNTER INFORMATION BY SPECIES: MARTEN

GMU	TYPE	HUNT	SUCCESSFUL HUNTERS TOTAL	UNIT RES	OTHER STATE RES	NON-RES	UNKN. RES	UNSUCCESSFUL HUNTERS TOTAL	UNIT RES	OTHER STATE RES	NON-RES	UNKN. RES	PERCENT SUCCESSFUL TOTAL	UNIT RES	OTHER STATE RES	NON-RES	UNKN. RES	EFFORT TOTAL HUNTER DAYS	AVG. HUNTER EFFORT
Unit 18																			
18	Trapping		n/a	n/a	n/a	n/a	n/a	n/a	n/a	n/a	n/a	n/a	n/a	n/a	n/a	n/a	n/a	n/a	n/a
18	**TOTAL UNIT**		n/a	n/a	n/a	n/a	n/a	n/a	n/a	n/a	n/a	n/a							
Unit 19																			
19A	Trapping		n/a	n/a	n/a	n/a	n/a	n/a	n/a	n/a	n/a	n/a	n/a	n/a	n/a	n/a	n/a	n/a	n/a
19B	Trapping		n/a	n/a	n/a	n/a	n/a	n/a	n/a	n/a	n/a	n/a	n/a	n/a	n/a	n/a	n/a	n/a	n/a
19C	Trapping		n/a	n/a	n/a	n/a	n/a	n/a	n/a	n/a	n/a	n/a	n/a	n/a	n/a	n/a	n/a	n/a	n/a
19D	Trapping		n/a	n/a	n/a	n/a	n/a	n/a	n/a	n/a	n/a	n/a	n/a	n/a	n/a	n/a	n/a	n/a	n/a
19Z	Trapping		n/a	n/a	n/a	n/a	n/a	n/a	n/a	n/a	n/a	n/a	n/a	n/a	n/a	n/a	n/a	n/a	n/a
19	**TOTAL UNIT**		n/a	n/a	n/a	n/a	n/a	n/a	n/a	n/a	n/a	n/a							
Unit 20																			
20A	Trapping		n/a	n/a	n/a	n/a	n/a	n/a	n/a	n/a	n/a	n/a	n/a	n/a	n/a	n/a	n/a	n/a	n/a
20B	Trapping		n/a	n/a	n/a	n/a	n/a	n/a	n/a	n/a	n/a	n/a	n/a	n/a	n/a	n/a	n/a	n/a	n/a
20C	Trapping		n/a	n/a	n/a	n/a	n/a	n/a	n/a	n/a	n/a	n/a	n/a	n/a	n/a	n/a	n/a	n/a	n/a
20D	Trapping		n/a	n/a	n/a	n/a	n/a	n/a	n/a	n/a	n/a	n/a	n/a	n/a	n/a	n/a	n/a	n/a	n/a
20E	Trapping		n/a	n/a	n/a	n/a	n/a	n/a	n/a	n/a	n/a	n/a	n/a	n/a	n/a	n/a	n/a	n/a	n/a
20F	Trapping		n/a	n/a	n/a	n/a	n/a	n/a	n/a	n/a	n/a	n/a	n/a	n/a	n/a	n/a	n/a	n/a	n/a
20	**TOTAL UNIT**		n/a	n/a	n/a	n/a	n/a	n/a	n/a	n/a	n/a	n/a							
Unit 21																			
21A	Trapping		n/a	n/a	n/a	n/a	n/a	n/a	n/a	n/a	n/a	n/a	n/a	n/a	n/a	n/a	n/a	n/a	n/a
21B	Trapping		n/a	n/a	n/a	n/a	n/a	n/a	n/a	n/a	n/a	n/a	n/a	n/a	n/a	n/a	n/a	n/a	n/a
21C	Trapping		n/a	n/a	n/a	n/a	n/a	n/a	n/a	n/a	n/a	n/a	n/a	n/a	n/a	n/a	n/a	n/a	n/a
21D	Trapping		n/a	n/a	n/a	n/a	n/a	n/a	n/a	n/a	n/a	n/a	n/a	n/a	n/a	n/a	n/a	n/a	n/a
21E	Trapping		n/a	n/a	n/a	n/a	n/a	n/a	n/a	n/a	n/a	n/a	n/a	n/a	n/a	n/a	n/a	n/a	n/a
21	**TOTAL UNIT**		n/a	n/a	n/a	n/a	n/a	n/a	n/a	n/a	n/a	n/a							
Unit 22																			
22A	Trapping		n/a	n/a	n/a	n/a	n/a	n/a	n/a	n/a	n/a	n/a	n/a	n/a	n/a	n/a	n/a	n/a	n/a
22B	Trapping		n/a	n/a	n/a	n/a	n/a	n/a	n/a	n/a	n/a	n/a	n/a	n/a	n/a	n/a	n/a	n/a	n/a
22C	Trapping		n/a	n/a	n/a	n/a	n/a	n/a	n/a	n/a	n/a	n/a	n/a	n/a	n/a	n/a	n/a	n/a	n/a
22D	Trapping		n/a	n/a	n/a	n/a	n/a	n/a	n/a	n/a	n/a	n/a	n/a	n/a	n/a	n/a	n/a	n/a	n/a
22E	Trapping		n/a	n/a	n/a	n/a	n/a	n/a	n/a	n/a	n/a	n/a	n/a	n/a	n/a	n/a	n/a	n/a	n/a
22	**TOTAL UNIT**		n/a	n/a	n/a	n/a	n/a	n/a	n/a	n/a	n/a	n/a							
Unit 24																			
24	Trapping		n/a	n/a	n/a	n/a	n/a	n/a	n/a	n/a	n/a	n/a	n/a	n/a	n/a	n/a	n/a	n/a	n/a
24	**TOTAL UNIT**		n/a	n/a	n/a	n/a	n/a	n/a	n/a	n/a	n/a	n/a							

1994-95 HUNTER INFORMATION BY SPECIES: MARTEN

GMU	TYPE	HUNT	SUCCESSFUL HUNTERS TOTAL	UNIT RES	OTHER STATE RES	NON-RES	UNKN. RES	UNSUCCESSFUL HUNTERS TOTAL	UNIT RES	OTHER STATE RES	NON-RES	UNKN. RES	PERCENT SUCCESSFUL TOTAL	UNIT RES	OTHER STATE RES	NON-RES	UNKN. RES	EFFORT TOTAL HUNTER DAYS	EFFORT AVG. HUNTER EFFORT
Unit 25																			
25A	Trapping		n/a	n/a	n/a	n/a	n/a	n/a	n/a	n/a	n/a	n/a	n/a	n/a	n/a	n/a	n/a	n/a	n/a
25B	Trapping		n/a	n/a	n/a	n/a	n/a	n/a	n/a	n/a	n/a	n/a	n/a	n/a	n/a	n/a	n/a	n/a	n/a
25C	Trapping		n/a	n/a	n/a	n/a	n/a	n/a	n/a	n/a	n/a	n/a	n/a	n/a	n/a	n/a	n/a	n/a	n/a
25D	Trapping		n/a	n/a	n/a	n/a	n/a	n/a	n/a	n/a	n/a	n/a	n/a	n/a	n/a	n/a	n/a	n/a	n/a
25	**TOTAL UNIT**		n/a	n/a	n/a	n/a	n/a	n/a	n/a	n/a	n/a	n/a							
TOTAL STATEWIDE			2515	2011	305	0	199	n/a	n/a	n/a	n/a	n/a							

1994-95 HUNTER INFORMATION BY SPECIES: MINK

GMU	TYPE	HUNT	SUCCESSFUL HUNTERS TOTAL	SUCCESSFUL HUNTERS UNIT RES	SUCCESSFUL HUNTERS OTHER STATE RES	SUCCESSFUL HUNTERS NON-RES	SUCCESSFUL HUNTERS UNKN. RES	UNSUCCESSFUL HUNTERS TOTAL	UNSUCCESSFUL HUNTERS UNIT RES	UNSUCCESSFUL HUNTERS OTHER STATE RES	UNSUCCESSFUL HUNTERS NON-RES	UNSUCCESSFUL HUNTERS UNKN RES	PERCENT SUCCESSFUL TOTAL	PERCENT SUCCESSFUL UNIT RES	PERCENT SUCCESSFUL OTHER STATE RES	PERCENT SUCCESSFUL NON-RES	PERCENT SUCCESSFUL UNKN. RES	EFFORT TOTAL HUNTER DAYS	EFFORT AVG. HUNTER EFFORT
TOTAL STATEWIDE			n/a	n/a	n/a	n/a	n/a	n/a	n/a	n/a	n/a	n/a							

DATA IS PRESENTED ONLY FOR UNITS WHERE HUNTER INFORMATION IS AVAILABLE

1994-95 HUNTER INFORMATION BY SPECIES: MOOSE

GMU	TYPE	HUNT	SUCCESSFUL HUNTERS TOTAL	UNIT RES	OTHER STATE RES	NON-RES	UNKN. RES	UNSUCCESSFUL HUNTERS TOTAL	UNIT RES	OTHER STATE RES	NON-RES	UNKN. RES	PERCENT SUCCESSFUL TOTAL	UNIT RES	OTHER STATE RES	NON-RES	UNKN. RES	EFFORT TOTAL HUNTER DAYS	EFFORT AVG HUNTER EFFORT
Unit 01																			
01A	Registration	RM022	6	4	2	0	0	41	39	2	0	0	12.77	9.30	50.00	0.00	0.00	216	4.60
01A	Federal	RM031	0	0	0	0	0	1	0	1	0	0	0.00	0.00	0.00	0.00	0.00	2	2.00
01A	**TOTAL SUBUNIT**		6	4	2	0	0	42	39	3	0	0							
01B	Federal	RM031	3	0	3	0	0	72	0	72	0	0	4.00	0.00	4.00	0.00	0.00	522	6.96
01B	Registration	RM035	11	0	11	0	0	117	8	109	0	0	8.59	0.00	9.17	0.00	0.00	793	6.20
01B	**TOTAL SUBUNIT**		14	0	14	0	0	189	8	181	0	0							
01C	Drawing	DM041	8	8	0	0	0	0	0	0	0	0	100.00	100.00	0.00	0.00	0.00	26	3.25
01C	Drawing	DM042	6	6	0	0	0	0	0	0	0	0	100.00	100.00	0.00	0.00	0.00	12	2.00
01C	Registration	RM046	45	39	5	1	0	184	154	30	0	0	19.65	20.21	14.29	100.00	0.00	938	4.10
01C	**TOTAL SUBUNIT**		59	53	5	1	0	184	154	30	0	0							
01D	Federal	RM031	0	0	0	0	0	1	0	1	0	0	0.00	0.00	0.00	0.00	0.00	3	3.00
01D	Tier II	TM059	17	17	0	0	0	130	127	3	0	0	11.56	11.81	0.00	0.00	0.00	304	2.07
01D	**TOTAL SUBUNIT**		17	17	0	0	0	131	127	4	0	0							
01	**TOTAL UNIT**		96	74	21	1	0	546	328	218	0	0							
Unit 03																			
03	Registration	RM035	19	18	1	0	0	374	351	23	0	0	4.83	4.88	4.17	0.00	0.00	1545	3.93
03	**TOTAL UNIT**		19	18	1	0	0	374	351	23	0	0							
Unit 05																			
05A	Registration	RM061	61	38	19	3	1	148	107	32	8	1	29.19	26.21	37.25	27.27	50.00	842	4.03
05A	Federal	RM902	1	1	0	0	0	0	0	0	0	0	100.00	100.00	0.00	0.00	0.00	10	10.00
05A	**TOTAL SUBUNIT**		62	39	19	3	1	148	107	32	8	1							
05B	Registration	RM062	7	3	3	1	0	15	4	5	6	0	31.82	42.86	37.50	14.29	0.00	113	5.14
05	**TOTAL UNIT**		69	42	22	4	1	163	111	37	14	1							
Unit 06																			
06A	General Season		39	9	7	21	2	35	12	12	11	0	52.70	42.86	36.84	65.63	100.00	444	6.00
06A	Registration	RM160	25	13	3	9	0	24	11	8	5	0	51.02	54.17	27.27	64.29	0.00	196	4.00
06A	Drawing	DM162	5	5	0	0	0	3	3	0	0	0	62.50	62.50	0.00	0.00	0.00	20	2.50
06A	**TOTAL SUBUNIT**		69	27	10	30	2	62	26	20	16	0							
06B	Registration	RM164	32	29	3	0	0	76	65	11	0	0	29.63	30.85	21.43	0.00	0.00	193	1.79
06B	Drawing	DM166	12	12	0	0	0	5	3	2	0	0	70.59	80.00	0.00	0.00	0.00	79	4.65
06B	**TOTAL SUBUNIT**		44	41	3	0	0	81	68	13	0	0							
06C	Drawing	DM167	20	15	5	0	0	0	0	0	0	0	100.00	100.00	100.00	0.00	0.00	87	4.35
06C	Drawing	DM168	15	12	3	0	0	0	0	0	0	0	100.00	100.00	100.00	0.00	0.00	50	3.33
06C	**TOTAL SUBUNIT**		35	27	8	0	0	0	0	0	0	0							
06D	General Season		1	1	0	0	0	23	14	7	2	0	4.17	6.67	0.00	0.00	0.00	117	4.88
06	**TOTAL UNIT**		149	96	21	30	2	166	108	40	18	0							
Unit 07																			
07	General Season		56	22	27	4	3	370	141	204	13	12	13.15	13.50	11.69	23.53	20.00	2566	6.02
07	Drawing	DM210	8	0	8	0	0	11	0	11	0	0	42.11	0.00	42.11	0.00	0.00	84	4.42
07	Drawing	DM211	4	0	4	0	0	1	0	1	0	0	80.00	0.00	80.00	0.00	0.00	20	4.00
07	**TOTAL UNIT**		68	22	39	4	3	382	141	216	13	12							

1994-95 HUNTER INFORMATION BY SPECIES: MOOSE

GMU	TYPE	HUNT	SUCCESSFUL HUNTERS TOTAL	UNIT RES	OTHER STATE RES	NON-RES	UNKN. RES	UNSUCCESSFUL HUNTERS TOTAL	UNIT RES	OTHER STATE RES	NON-RES	UNKN. RES	PERCENT SUCCESSFUL TOTAL	UNIT RES	OTHER STATE RES	NON-RES	UNKN. RES	EFFORT TOTAL HUNTER DAYS	EFFORT AVG. HUNTER EFFORT
Unit 09																			
09A	General Season		4	0	4	0	0	8	0	6	1	1	33.33	0.00	40.00	0.00	0.00	92	7.67
09B	General Season		87	22	26	37	2	143	11	71	58	3	37.83	66.67	26.80	38.95	40.00	1335	5.80
09C	General Season		62	35	12	11	4	105	44	36	25	0	37.13	44.30	25.00	30.56	100.00	839	5.02
09C	Federal	RM232	3	3	0	0	0	0	0	0	0	0	100.00	100.00	0.00	0.00	0.00	16	5.33
09C	**TOTAL SUBUNIT**		65	38	12	11	4	105	44	36	25	0							
09E	General Season		80	7	9	60	4	98	10	30	58	0	44.94	41.18	23.08	50.85	100.00	1057	5.94
09Z	General Season		0	0	0	0	0	6	0	2	4	0	0.00	0.00	0.00	0.00	0.00	32	5.33
09	**TOTAL UNIT**		236	67	51	108	10	360	65	145	146	4							
Unit 11																			
11	General Season		36	0	31	5	0	89	3	80	6	0	28.80	0.00	27.93	45.45	0.00	905	7.24
11	**TOTAL UNIT**		36	0	31	5	0	89	3	80	6	0							
Unit 12																			
12	General Season		88	39	32	17	0	374	230	128	15	1	19.05	14.50	20.00	53.13	0.00	3579	7.75
12	**TOTAL UNIT**		88	39	32	17	0	374	230	128	15	1							
Unit 13																			
13A	General Season		263	10	231	22	0	1743	85	1593	47	18	13.11	10.53	12.66	31.88	0.00	17349	8.65
13A	Drawing	DM306	10	0	10	0	0	8	1	7	0	0	55.56	0.00	58.82	0.00	0.00	103	5.72
13A	Drawing	DM308	10	1	9	0	0	10	0	10	0	0	50.00	100.00	47.37	0.00	0.00	100	5.00
13A	Drawing	DM310	19	0	19	0	0	3	0	3	0	0	86.36	0.00	86.36	0.00	0.00	65	2.95
13A	Federal	RM313	4	4	0	0	0	17	17	0	0	0	19.05	19.05	0.00	0.00	0.00	166	7.90
13A	**TOTAL SUBUNIT**		306	15	269	22	0	1781	103	1613	47	18							
13B	General Season		208	22	180	6	0	1089	161	886	31	11	16.04	12.02	16.89	16.22	0.00	10963	8.45
13B	Federal	RM313	20	19	1	0	0	224	220	4	0	0	8.20	7.95	20.00	0.00	0.00	2049	8.40
13B	**TOTAL SUBUNIT**		228	41	181	6	0	1313	381	890	31	11							
13C	General Season		130	25	94	9	2	280	62	202	15	1	31.71	28.74	31.76	37.50	66.67	3913	9.54
13C	Federal	RM313	1	1	0	0	0	3	3	0	0	0	25.00	25.00	0.00	0.00	0.00	38	9.50
13C	**TOTAL SUBUNIT**		131	26	94	9	2	283	65	202	15	1							
13D	General Season		67	12	32	23	0	281	81	178	21	1	19.25	12.90	15.24	52.27	0.00	2635	7.57
13D	Federal	RM313	3	3	0	0	0	16	16	0	0	0	15.79	15.79	0.00	0.00	0.00	135	7.11
13D	**TOTAL SUBUNIT**		70	15	32	23	0	297	97	178	21	1							
13E	General Season		209	13	165	26	5	1053	33	969	40	11	16.56	28.26	14.55	39.39	31.25	10667	8.45
13E	Federal	RM313	2	2	0	0	0	12	11	1	0	0	14.29	15.38	0.00	0.00	0.00	151	10.79
13E	**TOTAL SUBUNIT**		211	15	165	26	5	1065	44	970	40	11							
13Z	General Season		9	1	7	1	0	319	58	254	6	1	2.74	1.69	2.68	14.29	0.00	3300	10.06
13Z	Federal	RM313	0	0	0	0	0	62	61	1	0	0	0.00	0.00	0.00	0.00	0.00	713	11.50
13Z	**TOTAL SUBUNIT**		9	1	7	1	0	381	119	255	6	1							
13	**TOTAL UNIT**		955	113	748	87	7	5120	809	4108	160	43							

1994-95 HUNTER INFORMATION BY SPECIES: MOOSE

GMU	TYPE	HUNT	SUCCESSFUL HUNTERS TOTAL	UNIT RES	OTHER STATE RES	NON-RES	UNKN. RES	UNSUCCESSFUL HUNTERS TOTAL	UNIT RES	OTHER STATE RES	NON-RES	UNKN. RES	PERCENT SUCCESSFUL TOTAL	UNIT RES	OTHER STATE RES	NON-RES	UNKN RES	EFFORT TOTAL HUNTER DAYS	EFFORT AVG. HUNTER EFFORT
Unit 14																			
14A	General Season		282	274	6	1	1	2286	2208	46	14	18	10.98	11.04	11.54	6.67	5.26	20058	7.81
14A	Drawing	DM418	76	70	5	0	1	13	13	0	0	0	85.39	84.34	100.00	0.00	100.00	294	3.30
14A	Drawing	DM419	94	90	4	0	0	89	84	5	0	0	51.37	51.72	44.44	0.00	0.00	1113	6.08
14A	Drawing	DM420	80	76	2	0	2	95	93	2	0	0	45.71	44.97	50.00	0.00	100.00	1306	7.46
14A	**TOTAL SUBUNIT**		532	510	17	1	4	2483	2398	53	14	18							
14B	General Season		36	35	0	1	0	305	290	8	3	4	10.56	10.77	0.00	25.00	0.00	2473	7.25
14C	General Season		74	71	2	1	0	284	266	9	6	3	20.67	21.07	18.18	14.29	0.00	1660	4.64
14C	Drawing	DM210	7	6	1	0	0	10	9	1	0	0	41.18	40.00	50.00	0.00	0.00	69	4.06
14C	Drawing	DM211	3	3	0	0	0	2	2	0	0	0	60.00	60.00	0.00	0.00	0.00	23	4.60
14C	Drawing	DM422	9	6	2	1	0	6	5	0	1	0	60.00	54.55	100.00	50.00	0.00	115	7.67
14C	Drawing	DM423	4	4	0	0	0	2	2	0	0	0	66.67	66.67	0.00	0.00	0.00	40	6.67
14C	Drawing	DM424	11	11	0	0	0	12	11	1	0	0	47.83	50.00	0.00	0.00	0.00	222	9.65
14C	Drawing	DM425	2	2	0	0	0	2	2	0	0	0	50.00	50.00	0.00	0.00	0.00	16	4.00
14C	Drawing	DM427	25	25	0	0	0	12	11	1	0	0	67.57	69.44	0.00	0.00	0.00	191	5.16
14C	Drawing	DM428	8	8	0	0	0	0	0	0	0	0	100.00	100.00	0.00	0.00	0.00	53	6.63
14C	Drawing	DM429	4	3	0	0	1	1	1	0	0	0	80.00	75.00	0.00	0.00	100.00	35	7.00
14C	Drawing	DM441	0	0	0	0	0	4	4	0	0	0	0.00	0.00	0.00	0.00	0.00	13	3.25
14C	Drawing	DM442	0	0	0	0	0	6	5	1	0	0	0.00	0.00	0.00	0.00	0.00	21	3.50
14C	Drawing	DM443	1	1	0	0	0	7	7	0	0	0	12.50	12.50	0.00	0.00	0.00	35	4.38
14C	Registration	RM445	2	1	1	0	0	151	147	2	0	2	1.31	0.68	33.33	0.00	0.00	555	3.63
14C	Drawing	DM448	3	3	0	0	0	5	4	1	0	0	37.50	42.86	0.00	0.00	0.00	39	4.88
14C	Drawing	DM449	1	1	0	0	0	3	1	2	0	0	25.00	50.00	0.00	0.00	0.00	25	6.25
14C	**TOTAL SUBUNIT**		154	145	6	2	1	507	477	18	7	5							
14Z	General Season		1	1	0	0	0	70	66	2	2	0	1.41	1.49	0.00	0.00	0.00	523	7.37
14	**TOTAL UNIT**		723	691	23	4	5	3365	3231	81	26	27							
Unit 15																			
15A	General Season		238	196	31	5	6	1188	945	203	15	25	16.69	17.18	13.25	25.00	19.35	10458	7.33
15A	Drawing	DM524	13	7	6	0	0	13	8	5	0	0	50.00	46.67	54.55	0.00	0.00	117	4.50
15A	**TOTAL SUBUNIT**		251	203	37	5	6	1201	953	208	15	25							
15B	General Season		56	46	4	1	5	267	222	31	2	12	17.34	17.16	11.43	33.33	29.41	2476	7.67
15B	Drawing	DM530	1	0	1	0	0	4	1	3	0	0	20.00	0.00	25.00	0.00	0.00	19	3.80
15B	Drawing	DM531	2	1	1	0	0	6	3	3	0	0	25.00	25.00	25.00	0.00	0.00	37	4.63
15B	Drawing	DM532	1	0	1	0	0	1	1	0	0	0	50.00	0.00	100.00	0.00	0.00	10	5.00
15B	Drawing	DM533	2	1	0	1	0	3	0	3	0	0	40.00	100.00	0.00	100.00	0.00	41	8.20
15B	Drawing	DM534	2	2	0	0	0	5	3	1	1	0	28.57	40.00	0.00	0.00	0.00	62	8.86
15B	Drawing	DM535	4	2	0	2	0	6	4	2	0	0	40.00	33.33	0.00	100.00	0.00	50	5.00
15B	Drawing	DM536	3	2	1	0	0	4	3	1	0	0	42.86	40.00	50.00	0.00	0.00	54	7.71
15B	Drawing	DM537	3	3	0	0	0	4	2	2	0	0	42.86	60.00	0.00	0.00	0.00	42	6.00
15B	Drawing	DM538	0	0	0	0	0	7	5	2	0	0	0.00	0.00	0.00	0.00	0.00	54	7.71
15B	Drawing	DM539	3	3	0	0	0	5	3	2	0	0	37.50	50.00	0.00	0.00	0.00	38	4.75
15B	**TOTAL SUBUNIT**		77	60	8	4	5	312	247	50	3	12							
15C	General Season		307	253	30	9	15	1121	909	145	21	46	21.50	21.77	17.14	30.00	24.59	10722	7.51
15C	Tier II	TM549	1	1	0	0	0	3	3	0	0	0	25.00	25.00	0.00	0.00	0.00	38	9.50
15C	**TOTAL SUBUNIT**		308	254	30	9	15	1124	912	145	21	46							
15Z	General Season		0	0	0	0	0	67	60	7	0	0	0.00	0.00	0.00	0.00	0.00	810	12.09
15	**TOTAL UNIT**		636	517	75	18	26	2704	2172	410	39	83							

1994-95 HUNTER INFORMATION BY SPECIES: MOOSE

GMU	TYPE	HUNT	SUCCESSFUL HUNTERS TOTAL	UNIT RES	OTHER STATE RES	NON-RES	UNKN. RES	UNSUCCESSFUL HUNTERS TOTAL	UNIT RES	OTHER STATE RES	NON-RES	UNKN RES	PERCENT SUCCESSFUL TOTAL	UNIT RES	OTHER STATE RES	NON-RES	UNKN RES	EFFORT TOTAL HUNTER DAYS	EFFORT AVG. HUNTER EFFORT
Unit 16																			
16A	General Season		64	6	55	2	1	502	32	458	8	4	11.31	15.79	10.72	20.00	20.00	3999	7.07
16A	Drawing	DM554	20	1	19	0	0	18	1	16	0	1	52.63	50.00	54.29	0.00	0.00	154	4.05
16A	Drawing	DM556	29	2	27	0	0	20	2	18	0	0	59.18	50.00	60.00	0.00	0.00	181	3.69
16A	**TOTAL SUBUNIT**		113	9	101	2	1	540	35	492	8	5							
16B	General Season		126	5	82	38	1	413	23	352	35	3	23.38	17.86	18.89	52.05	25.00	3790	7.03
16B	Tier II	TM565	55	26	29	0	0	32	7	25	0	0	63.22	78.79	53.70	0.00	0.00	509	5.85
16B	Tier II	TM567	39	12	27	0	0	7	2	5	0	0	84.78	85.71	84.38	0.00	0.00	203	4.41
16B	Tier II	TM569	10	7	3	0	0	17	8	9	0	0	37.04	46.67	25.00	0.00	0.00	173	6.41
16B	**TOTAL SUBUNIT**		230	50	141	38	1	469	40	391	35	3							
16Z	General Season		0	0	0	0	0	26	3	21	1	1	0.00	0.00	0.00	0.00	0.00	213	8.19
16	**TOTAL UNIT**		343	59	242	40	2	1035	78	904	44	9							
Unit 17																			
17B	General Season		133	6	31	89	7	285	6	101	171	7	31.82	50.00	23.48	34.23	50.00	3022	7.23
17B	Registration	RM583	35	22	13	0	0	37	14	23	0	0	48.61	61.11	36.11	0.00	0.00	320	4.44
17B	**TOTAL SUBUNIT**		168	28	44	89	7	322	20	124	171	7							
17C	General Season		28	16	10	2	0	36	19	13	3	1	43.75	45.71	43.48	40.00	0.00	328	5.13
17C	Registration	RM583	66	55	11	0	0	103	83	19	0	1	39.05	39.86	36.67	0.00	0.00	713	4.22
17C	**TOTAL SUBUNIT**		94	71	21	2	0	139	102	32	3	2							
17Z	General Season		1	0	0	1	0	8	0	3	5	0	11.11	0.00	0.00	16.67	0.00	47	5.22
17Z	Registration	RM583	34	29	5	0	0	35	31	3	0	1	49.28	48.33	62.50	0.00	0.00	337	4.88
17Z	**TOTAL SUBUNIT**		35	29	5	1	0	43	31	6	5	1							
17	**TOTAL UNIT**		297	128	70	92	7	504	153	162	179	10							
Unit 18																			
18	General Season		87	78	5	0	4	177	169	5	0	3	32.95	31.58	50.00	0.00	57.14	1989	7.53
18	**TOTAL UNIT**		87	78	5	0	4	177	169	5	0	3							
Unit 19																			
19A	General Season		161	51	80	23	7	195	60	107	26	2	45.22	45.95	42.78	46.94	77.78	2582	7.25
19A	Tier II	TM684	7	7	0	0	0	1	1	0	0	0	87.50	87.50	0.00	0.00	0.00	173	21.63
19A	**TOTAL SUBUNIT**		168	58	80	23	7	196	61	107	26	2							
19B	General Season		163	7	61	88	7	245	4	119	108	14	39.95	63.64	33.89	44.90	33.33	3084	7.56
19C	General Season		152	6	92	53	1	139	0	82	53	4	52.23	100.00	52.87	50.00	20.00	1826	6.27
19D	General Season		106	58	36	6	6	131	56	49	21	5	44.73	50.88	42.35	22.22	54.55	2172	9.16
19Z	General Season		15	0	7	6	2	25	4	12	9	0	37.50	0.00	36.84	40.00	100.00	301	7.53
19	**TOTAL UNIT**		604	129	276	176	23	736	125	369	217	25							

1994-95 HUNTER INFORMATION BY SPECIES: MOOSE

GMU	TYPE	HUNT	SUCCESSFUL HUNTERS TOTAL	SUCCESSFUL HUNTERS UNIT RES	SUCCESSFUL HUNTERS OTHER STATE RES	SUCCESSFUL HUNTERS NON-RES	SUCCESSFUL HUNTERS UNKN. RES	UNSUCCESSFUL HUNTERS TOTAL	UNSUCCESSFUL HUNTERS UNIT RES	UNSUCCESSFUL HUNTERS OTHER STATE RES	UNSUCCESSFUL HUNTERS NON-RES	UNSUCCESSFUL HUNTERS UNKN RES	PERCENT SUCCESSFUL TOTAL	PERCENT SUCCESSFUL UNIT RES	PERCENT SUCCESSFUL OTHER STATE RES	PERCENT SUCCESSFUL NON-RES	PERCENT SUCCESSFUL UNKN RES	EFFORT TOTAL HUNTER DAYS	EFFORT AVG. HUNTER EFFORT
Unit 20																			
20A	General Season		399	279	68	45	7	769	618	102	43	6	34.16	31.10	40.00	51.14	53.85	7570	6.48
20B	General Season		381	333	18	27	3	2079	1865	108	84	22	15.49	15.15	14.29	24.32	12.00	15079	6.13
20B	Tier II	TM785	49	48	1	0	0	86	80	6	0	0	36.30	37.50	14.29	0.00	0.00	1154	8.55
20B	Registration	RM786	45	45	0	0	0	362	332	26	4	0	11.06	11.94	0.00	0.00	0.00	3285	8.07
20B	**TOTAL SUBUNIT**		475	426	19	27	3	2527	2277	140	88	22							
20C	General Season		152	106	35	9	2	267	185	69	9	4	36.28	36.43	33.65	50.00	33.33	2714	6.48
20D	General Season		128	104	20	2	2	581	504	62	11	4	18.05	17.11	24.39	15.38	33.33	4212	5.94
20D	Tier II	TM787	1	1	0	0	0	10	6	4	0	0	9.09	14.29	0.00	0.00	0.00	115	10.45
20D	**TOTAL SUBUNIT**		129	105	20	2	2	591	510	66	11	4							
20E	General Season		94	22	63	9	0	393	130	239	17	7	19.30	14.47	20.86	34.62	0.00	3327	6.83
20F	General Season		31	21	8	2	0	106	77	23	3	3	22.63	21.43	25.81	40.00	0.00	729	5.32
20F	Federal	RM790	1	0	1	0	0	0	0	0	0	0	100.00	0.00	100.00	0.00	0.00	1	1.00
20F	**TOTAL SUBUNIT**		32	21	9	2	0	106	77	23	3	3							
20Z	General Season		5	3	1	0	1	66	46	14	5	1	7.04	6.12	6.67	0.00	50.00	604	8.51
20	**TOTAL UNIT**		1286	962	215	94	15	4719	3843	653	176	47							
Unit 21																			
21A	General Season		125	2	80	39	4	114	1	73	37	3	52.30	66.67	52.29	51.32	57.14	1773	7.42
21B	General Season		63	12	44	5	2	53	7	44	2	0	54.31	63.16	50.00	71.43	100.00	879	7.58
21C	General Season		27	0	17	10	0	16	4	10	2	0	62.79	0.00	62.96	83.33	0.00	272	6.33
21D	General Season		275	80	148	44	3	128	47	68	13	0	68.24	62.99	68.52	77.19	100.00	2533	6.29
21E	General Season		161	41	103	8	9	26	8	17	1	0	86.10	83.67	85.83	88.89	100.00	859	4.59
21Z	General Season		7	1	1	5	0	12	0	5	6	1	36.84	100.00	16.67	45.45	0.00	145	7.63
21	**TOTAL UNIT**		658	136	393	111	18	349	67	217	61	4							
Unit 22																			
22A	General Season		18	14	0	1	3	34	34	0	0	0	34.62	29.17	0.00	100.00	100.00	614	11.81
22B	General Season		56	30	9	17	0	63	44	12	7	0	47.06	40.54	42.86	70.83	0.00	743	6.24
22C	General Season		29	26	3	0	0	51	41	8	0	2	36.25	38.81	27.27	0.00	0.00	463	5.79
22D	General Season		88	63	13	8	4	121	92	19	5	5	42.11	40.65	40.63	61.54	44.44	1682	8.05
22E	General Season		20	17	1	0	2	3	3	0	0	0	86.96	85.00	100.00	0.00	100.00	60	2.61
22Z	General Season		0	0	0	0	0	3	3	0	0	0	0.00	0.00	0.00	0.00	0.00	40	13.33
22	**TOTAL UNIT**		211	150	26	26	9	275	217	39	12	7							
Unit 23																			
23	General Season		133	12	61	58	2	165	25	85	50	5	44.63	32.43	41.78	53.70	28.57	2020	6.78
23	**TOTAL UNIT**		133	12	61	58	2	165	25	85	50	5							
Unit 24																			
24	General Season		143	38	78	25	2	125	10	90	22	3	53.36	79.17	46.43	53.19	40.00	1874	6.99
24	Federal	RM891	12	12	0	0	0	2	2	0	0	0	85.71	85.71	0.00	0.00	0.00	89	6.36
24	**TOTAL UNIT**		155	50	78	25	2	127	12	90	22	3							

1994-95 HUNTER INFORMATION BY SPECIES: MOOSE

GMU	TYPE	HUNT	SUCCESSFUL HUNTERS TOTAL	UNIT RES	OTHER STATE RES	NON-RES	UNKN. RES	UNSUCCESSFUL HUNTERS TOTAL	UNIT RES	OTHER STATE RES	NON-RES	UNKN. RES	PERCENT SUCCESSFUL TOTAL	UNIT RES	OTHER STATE RES	NON-RES	UNKN RES	EFFORT TOTAL HUNTER DAYS	AVG. HUNTER EFFORT
Unit 25																			
25A	General Season		24	1	14	8	1	20	2	13	5	0	54.55	33.33	51.85	61.54	100.00	300	6.82
25B	General Season		33	6	19	5	3	64	5	39	14	6	34.02	54.55	32.76	26.32	33.33	789	8.13
25C	General Season		55	2	43	9	1	171	17	141	12	1	24.34	10.53	23.37	42.86	50.00	1319	5.84
25D	General Season		27	16	9	0	2	63	29	31	3	0	30.00	35.56	22.50	0.00	100.00	472	5.24
25D	Tier II	TM940	10	5	5	0	0	30	15	15	0	0	25.00	25.00	25.00	0.00	0.00	204	5.10
25D	Federal	RM945	2	2	0	0	0	2	2	0	0	0	50.00	50.00	0.00	0.00	0.00	17	4.25
25D	**TOTAL SUBUNIT**		39	23	14	0	2	95	46	46	3	0							
25Z	General Season		3	1	2	0	0	10	4	4	2	0	23.08	20.00	33.33	0.00	0.00	85	6.54
25Z	Federal	RM945	0	0	0	0	0	2	1	1	0	0	0.00	0.00	0.00	0.00	0.00	15	7.50
25Z	**TOTAL SUBUNIT**		3	1	2	0	0	12	5	5	2	0							
25	**TOTAL UNIT**		154	33	92	22	7	362	75	244	36	7							
Unit 26																			
26A	General Season		41	9	8	24	0	27	5	12	10	0	60.29	64.29	40.00	70.59	0.00	429	6.31
26B	General Season		37	0	21	16	0	50	0	32	15	3	42.53	0.00	39.62	51.61	0.00	521	5.99
26C	General Season		6	0	3	3	0	4	2	2	0	0	60.00	0.00	60.00	100.00	0.00	59	5.90
26Z	General Season		0	0	0	0	0	2	0	1	1	0	0.00	0.00	0.00	0.00	0.00	10	5.00
26	**TOTAL UNIT**		84	9	32	43	0	83	7	47	26	3							
Unit 27																			
27Z	General Season		29	0	17	12	0	302	0	240	50	12	8.76	0.00	6.61	19.35	0.00	1834	5.54
27	**TOTAL UNIT**		29	0	17	12	0	302	0	240	50	12							
TOTAL STATEWIDE			7116	3425	2571	977	143	22477	12320	8541	1310	306							

1994-95 HUNTER INFORMATION BY SPECIES: MT. GOAT

GMU	TYPE	HUNT	SUCCESSFUL HUNTERS TOTAL	SUCCESSFUL HUNTERS UNIT RES	SUCCESSFUL HUNTERS OTHER STATE RES	SUCCESSFUL HUNTERS NON-RES	SUCCESSFUL HUNTERS UNKN. RES	UNSUCCESSFUL HUNTERS TOTAL	UNSUCCESSFUL HUNTERS UNIT RES	UNSUCCESSFUL HUNTERS OTHER STATE RES	UNSUCCESSFUL HUNTERS NON-RES	UNSUCCESSFUL HUNTERS UNKN. RES	PERCENT SUCCESSFUL TOTAL	PERCENT SUCCESSFUL UNIT RES	PERCENT SUCCESSFUL OTHER STATE RES	PERCENT SUCCESSFUL NON-RES	PERCENT SUCCESSFUL UNKN. RES	EFFORT TOTAL HUNTER DAYS	EFFORT AVG. HUNTER EFFORT
Unit 01																			
01A	Registration	RG001	20	15	3	2	0	55	46	8	1	0	26.67	24.59	27.27	66.67	0.00	205	2.73
01A	Registration	RG002	0	0	0	0	0	0	0	0	0	0	0.00	0.00	0.00	0.00	0.00	0	0.00
01A	**TOTAL SUBUNIT**		20	15	3	2	0	55	46	8	1	0							
01B	Registration	RG001	6	1	5	0	0	0	0	0	0	0	100.00	100.00	100.00	0.00	0.00	54	9.00
01B	Registration	RG004	28	0	22	6	0	50	2	38	10	0	35.90	0.00	36.67	37.50	0.00	220	2.82
01B	**TOTAL SUBUNIT**		34	1	27	6	0	50	2	38	10	0							
01C	Registration	RG012/13	42	16	3	23	0	41	29	7	5	0	50.60	35.56	30.00	82.14	0.00	246	2.96
01D	Registration	RG025/26	25	15	9	1	0	79	54	25	0	0	24.04	21.74	26.47	100.00	0.00	232	2.23
01	**TOTAL UNIT**		121	47	42	32	0	225	131	78	16	0							
Unit 04																			
04	Registration	RG150	52	47	1	4	0	107	93	12	2	0	32.70	33.57	7.69	66.67	0.00	398	2.50
04	**TOTAL UNIT**		52	47	1	4	0	107	93	12	2	0							
Unit 05																			
05A	Registration	RG170	12	8	3	1	0	5	2	1	2	0	70.59	80.00	75.00	33.33	0.00	40	2.35
05B	Registration	RG170	0	0	0	0	0	0	0	0	0	0	0.00	0.00	0.00	0.00	0.00	0	0.00
05	**TOTAL UNIT**		12	8	3	1	0	5	2	1	2	0							
Unit 06																			
06A	Registration	RG202	2	0	1	1	0	3	0	1	2	0	40.00	0.00	50.00	33.33	0.00	14	2.80
06A	Registration	RG204	4	0	0	4	0	0	0	0	0	0	100.00	0.00	0.00	100.00	0.00	10	2.50
06A	Registration	RG206	1	0	1	0	0	2	0	1	1	0	33.33	0.00	50.00	0.00	0.00	6	2.00
06A	**TOTAL SUBUNIT**		7	0	2	5	0	5	0	2	3	0							
06B	Registration	RG226	6	1	2	3	0	5	3	2	0	0	54.55	25.00	50.00	100.00	0.00	45	4.09
06D	Federal	RG221	3	3	0	0	0	1	1	0	0	0	75.00	75.00	0.00	0.00	0.00	18	4.50
06D	Registration	RG242	5	1	2	2	0	5	4	0	1	0	50.00	20.00	100.00	66.67	0.00	19	1.90
06D	Registration	RG249	15	6	7	2	0	21	9	12	0	0	41.67	40.00	36.84	100.00	0.00	99	2.75
06D	Registration	RG252	5	0	3	2	0	5	0	5	0	0	50.00	0.00	37.50	100.00	0.00	40	4.00
06D	Registration	RG266	15	1	12	2	0	23	1	22	0	0	39.47	50.00	35.29	100.00	0.00	124	3.26
06D	**TOTAL SUBUNIT**		43	11	24	8	0	55	15	39	1	0							
06	**TOTAL UNIT**		56	12	28	16	0	65	18	43	4	0							
Unit 07																			
07	Drawing	DG331	0	0	0	0	0	1	0	1	0	0	0.00	0.00	0.00	0.00	0.00	2	2.00
07	Drawing	DG333	1	0	0	1	0	7	0	6	1	0	12.50	0.00	0.00	50.00	0.00	23	2.88
07	Registration	RG333	2	0	2	0	0	46	3	43	0	0	4.17	0.00	4.44	0.00	0.00	94	1.96
07	**TOTAL HUNT**	G333	3	0	2	1	0	53	3	49	1	0							
07	Drawing	DG334	3	0	3	0	0	6	1	5	0	0	33.33	0.00	37.50	0.00	0.00	24	2.67
07	Drawing	DG335	4	0	4	0	0	4	0	4	0	0	50.00	0.00	50.00	0.00	0.00	28	3.50
07	Drawing	DG336	1	0	1	0	0	8	0	8	0	0	11.11	0.00	11.11	0.00	0.00	38	4.22
07	Registration	RG336	3	0	2	1	0	32	0	31	0	1	8.57	0.00	6.06	100.00	0.00	68	1.94
07	**TOTAL HUNT**	G336	4	0	3	1	0	40	0	39	0	1							
07	Drawing	DG337	0	0	0	0	0	1	0	1	0	0	0.00	0.00	0.00	0.00	0.00	3	3.00
07	Drawing	DG338	0	0	0	0	0	1	0	1	0	0	0.00	0.00	0.00	0.00	0.00	3	3.00

1994-95 HUNTER INFORMATION BY SPECIES: MT. GOAT

GMU	TYPE	HUNT	SUCCESSFUL HUNTERS TOTAL	UNIT RES	OTHER STATE RES	NON-RES	UNKN. RES	UNSUCCESSFUL HUNTERS TOTAL	UNIT RES	OTHER STATE RES	NON-RES	UNKN. RES	PERCENT SUCCESSFUL TOTAL	UNIT RES	OTHER STATE RES	NON-RES	UNKN. RES	EFFORT TOTAL HUNTER DAYS	EFFORT AVG. HUNTER EFFORT
Unit 07																			
07	Drawing	DG339	3	1	2	0	0	4	0	4	0	0	42.86	100.00	33.33	0.00	0.00	18	2.57
07	Drawing	DG340	2	0	1	1	0	8	0	8	0	0	20.00	0.00	11.11	100.00	0.00	54	5.40
07	Registration	RG340	0	0	0	0	0	0	0	0	0	0	0.00	0.00	0.00	0.00	0.00	0	0.00
07	**TOTAL HUNT**	G340	2	0	1	1	0	8	0	8	0	0							
07	Drawing	DG341	1	0	1	0	0	2	1	1	0	0	33.33	0.00	50.00	0.00	0.00	10	3.33
07	Drawing	DG342	5	1	4	0	0	5	1	4	0	0	50.00	50.00	50.00	0.00	0.00	31	3.10
07	Drawing	DG343	5	1	3	1	0	4	1	3	0	0	55.56	50.00	50.00	100.00	0.00	34	3.78
07	Drawing	DG344	0	0	0	0	0	8	3	5	0	0	0.00	0.00	0.00	0.00	0.00	39	4.88
07	Registration	RG344	3	0	3	0	0	26	0	26	0	0	10.34	0.00	10.34	0.00	0.00	55	1.90
07	**TOTAL HUNT**	G344	3	0	3	0	0	34	3	31	0	0							
07	Drawing	DG345	4	0	3	1	0	9	0	9	0	0	30.77	0.00	25.00	100.00	0.00	43	3.31
07	Registration	RG345	4	0	2	2	0	4	0	3	1	0	50.00	0.00	40.00	66.67	0.00	22	2.75
07	**TOTAL HUNT**	G345	8	0	5	3	0	13	0	12	1	0							
07	Drawing	DG346	9	2	7	0	0	15	0	15	0	0	37.50	100.00	31.82	0.00	0.00	71	2.96
07	Registration	RG346	12	1	11	0	0	24	4	20	0	0	33.33	20.00	35.48	0.00	0.00	68	1.89
07	**TOTAL HUNT**	G346	21	3	18	0	0	39	4	35	0	0							
07	Drawing	DG347	5	0	5	0	0	6	2	4	0	0	45.45	0.00	55.56	0.00	0.00	46	4.18
07	Registration	RG347	4	0	3	1	0	13	5	8	0	0	23.53	0.00	27.27	100.00	0.00	32	1.88
07	**TOTAL HUNT**	G347	9	0	8	1	0	19	7	12	0	0							
07	Registration	RG352	6	0	6	0	0	1	0	1	0	0	85.71	0.00	85.71	0.00	0.00	20	2.86
07	Tier II	TG352	3	0	3	0	0	5	0	5	0	0	37.50	0.00	37.50	0.00	0.00	79	9.88
07	**TOTAL HUNT**	G352	9	0	9	0	0	6	0	6	0	0							
07	**TOTAL UNIT**		80	6	66	8	0	240	21	216	2	1							
Unit 08																			
08	Drawing	DG471	9	2	6	1	0	7	2	5	0	0	56.25	50.00	54.55	100.00	0.00	75	4.69
08	Drawing	DG472	4	3	1	0	0	2	1	1	0	0	66.67	75.00	50.00	0.00	0.00	16	2.67
08	Drawing	DG473	8	7	1	0	0	4	2	2	0	0	66.67	77.78	33.33	0.00	0.00	31	2.58
08	Drawing	DG474	10	5	5	0	0	0	0	0	0	0	100.00	100.00	100.00	0.00	0.00	36	3.60
08	Drawing	DG475	5	3	2	0	0	8	6	2	0	0	38.46	33.33	50.00	0.00	0.00	43	3.31
08	Drawing	DG476	3	0	0	3	0	5	1	3	1	0	37.50	0.00	0.00	75.00	0.00	33	4.13
08	Drawing	DG477	3	2	0	1	0	6	0	6	0	0	33.33	100.00	0.00	100.00	0.00	22	2.44
08	**TOTAL UNIT**		42	22	15	5	0	32	12	19	1	0							
Unit 11																			
11	Registration	RG580	14	2	2	10	0	16	1	12	3	0	46.67	66.67	14.29	76.92	0.00	73	2.43
11	**TOTAL UNIT**		14	2	2	10	0	16	1	12	3	0							
Unit 13																			
13D	Drawing	DG718	0	0	0	0	0	7	1	5	0	1	0.00	0.00	0.00	0.00	0.00	55	7.86
13D	Drawing	DG719	2	0	1	1	0	10	0	10	0	0	16.67	0.00	9.09	100.00	0.00	45	3.75
13D	**TOTAL SUBUNIT**		2	0	1	1	0	17	1	15	0	1							
13	**TOTAL UNIT**		2	0	1	1	0	17	1	15	0	1							

1994-95 HUNTER INFORMATION BY SPECIES: MT. GOAT

GMU	TYPE	HUNT	SUCCESSFUL HUNTERS TOTAL	SUCCESSFUL HUNTERS UNIT RES	SUCCESSFUL HUNTERS OTHER STATE RES	SUCCESSFUL HUNTERS NON-RES	SUCCESSFUL HUNTERS UNKN. RES	UNSUCCESSFUL HUNTERS TOTAL	UNSUCCESSFUL HUNTERS UNIT RES	UNSUCCESSFUL HUNTERS OTHER STATE RES	UNSUCCESSFUL HUNTERS NON-RES	UNSUCCESSFUL HUNTERS UNKN. RES	PERCENT SUCCESSFUL TOTAL	PERCENT SUCCESSFUL UNIT RES	PERCENT SUCCESSFUL OTHER STATE RES	PERCENT SUCCESSFUL NON-RES	PERCENT SUCCESSFUL UNKN. RES	EFFORT TOTAL HUNTER DAYS	EFFORT AVG. HUNTER EFFORT
Unit 14																			
14A	Registration	RG866	6	4	0	2	0	16	14	2	0	0	27.27	22.22	0.00	100.00	0.00	60	2.73
14C	Registration	RG868	10	10	0	0	0	37	37	0	0	0	21.28	21.28	0.00	0.00	0.00	135	2.87
14C	Registration	RG869	16	12	3	1	0	51	45	4	2	0	23.88	21.05	42.86	33.33	0.00	215	3.21
14C	Registration	RG878	0	0	0	0	0	0	0	0	0	0	0.00	0.00	0.00	0.00	0.00	0	0.00
14C	Registration	RG879	0	0	0	0	0	0	0	0	0	0	0.00	0.00	0.00	0.00	0.00	0	0.00
14C	**TOTAL SUBUNIT**		26	22	3	1	0	88	82	4	2	0							
14	**TOTAL UNIT**		32	26	3	3	0	104	96	6	2	0							
Unit 15																			
15B	Drawing	DG354	2	0	2	0	0	7	3	4	0	0	22.22	0.00	33.33	0.00	0.00	50	5.56
15B	Registration	RG354	1	0	1	0	0	14	6	8	0	0	6.67	0.00	11.11	0.00	0.00	36	2.40
15B	**TOTAL HUNT**	G354	3	0	3	0	0	21	9	12	0	0							
15B	Drawing	DG355	0	0	0	0	0	1	0	1	0	0	0.00	0.00	0.00	0.00	0.00	6	6.00
15B	Drawing	DG356	2	0	2	0	0	4	1	3	0	0	33.33	0.00	40.00	0.00	0.00	18	3.00
15B	**TOTAL SUBUNIT**		5	0	5	0	0	26	10	16	0	0							
15C	Drawing	DG357	3	2	0	1	0	5	3	2	0	0	37.50	40.00	0.00	100.00	0.00	34	4.25
15C	Drawing	DG358	5	1	4	0	0	8	2	6	0	0	38.46	33.33	40.00	0.00	0.00	73	5.62
15C	Drawing	DG359	2	2	0	0	0	9	7	2	0	0	18.18	22.22	0.00	0.00	0.00	42	3.82
15C	Registration	RG359	3	2	1	0	0	9	7	2	0	0	25.00	22.22	33.33	0.00	0.00	51	4.25
15C	**TOTAL HUNT**	G359	5	4	1	0	0	18	14	4	0	0							
15C	Drawing	DG360	5	1	4	0	0	11	8	3	0	0	31.25	11.11	57.14	0.00	0.00	65	4.06
15C	Registration	RG360	6	2	4	0	0	6	6	0	0	0	50.00	25.00	100.00	0.00	0.00	25	2.08
15C	**TOTAL HUNT**	G360	11	3	8	0	0	17	14	3	0	0							
15C	Drawing	DG361	2	1	1	0	0	9	3	6	0	0	18.18	25.00	14.29	0.00	0.00	27	2.45
15C	Registration	RG361	2	0	0	2	0	2	2	0	0	0	50.00	0.00	0.00	100.00	0.00	6	1.50
15C	**TOTAL HUNT**	G361	4	1	1	2	0	11	5	6	0	0							
15C	Drawing	DG362	4	3	1	0	0	5	3	2	0	0	44.44	50.00	33.33	0.00	0.00	35	3.89
15C	Registration	RG363	5	2	3	0	0	6	3	3	0	0	45.45	40.00	50.00	0.00	0.00	38	3.45
15C	Tier II	TG363	9	7	2	0	0	13	6	7	0	0	40.91	53.85	22.22	0.00	0.00	76	3.45
15C	**TOTAL HUNT**	G363	14	9	5	0	0	19	9	10	0	0							
15C	Registration	RG364	2	2	0	0	0	11	11	0	0	0	15.38	15.38	0.00	0.00	0.00	16	1.23
15C	Tier II	TG364	3	3	0	0	0	11	8	3	0	0	21.43	27.27	0.00	0.00	0.00	58	4.14
15C	**TOTAL HUNT**	G364	5	5	0	0	0	22	19	3	0	0							
15C	Tier II	TG365	12	11	1	0	0	10	8	2	0	0	54.55	57.89	33.33	0.00	0.00	129	5.86
15C	**TOTAL SUBUNIT**		63	39	21	3	0	115	77	38	0	0							
15	**TOTAL UNIT**		68	39	26	3	0	141	87	54	0	0							
TOTAL STATEWIDE			479	209	187	83	0	952	462	456	32	2							

1994-95 HUNTER INFORMATION BY SPECIES: MUSKOX

GMU	TYPE	HUNT	SUCCESSFUL HUNTERS TOTAL	UNIT RES	OTHER STATE RES	NON-RES	UNKN. RES	UNSUCCESSFUL HUNTERS TOTAL	UNIT RES	OTHER STATE RES	NON-RES	UNKN. RES	PERCENT SUCCESSFUL TOTAL	UNIT RES	OTHER STATE RES	NON-RES	UNKN. RES	EFFORT TOTAL HUNTER DAYS	EFFORT AVG. HUNTER EFFORT
Unit 18																			
18	Drawing	DX001	3	0	3	0	0	0	0	0	0	0	100.00	0.00	100.00	0.00	0.00	10	3.33
18	Drawing	DX003	17	0	15	2	0	0	0	0	0	0	100.00	0.00	100.00	100.00	0.00	25	1.47
18	Registration	RX060	0	0	0	0	0	0	0	0	0	0	0.00	0.00	0.00	0.00	0.00	0	0.00
18	Registration	RX061	5	5	0	0	0	0	0	0	0	0	100.00	100.00	0.00	0.00	0.00	5	1.00
18	Registration	RX070	0	0	0	0	0	0	0	0	0	0	0.00	0.00	0.00	0.00	0.00	0	0.00
18	**TOTAL UNIT**		25	5	18	2	0	0	0	0	0	0							
Unit 26																			
26B	Tier II	TX110	0	0	0	0	0	1	1	0	0	0	0.00	0.00	0.00	0.00	0.00	2	2.00
26C	Federal	RX113	7	6	1	0	0	1	1	0	0	0	87.50	85.71	100.00	0.00	0.00	19	2.38
26	**TOTAL UNIT**		7	6	1	0	0	2	2	0	0	0							
TOTAL STATEWIDE			32	11	19	2	0	2	2	0	0	0							

1994-95 HUNTER INFORMATION BY SPECIES: OTTER

GMU	TYPE	HUNT	SUCCESSFUL HUNTERS TOTAL	UNIT RES	OTHER STATE RES	NON-RES	UNKN. RES	UNSUCCESSFUL HUNTERS TOTAL	UNIT RES	OTHER STATE RES	NON-RES	UNKN. RES	PERCENT SUCCESSFUL TOTAL	UNIT RES	OTHER STATE RES	NON-RES	UNKN. RES	EFFORT TOTAL HUNTER DAYS	EFFORT AVG. HUNTER EFFORT
Unit 01																			
01A	Trapping		129	129	0	0	0	n/a	n/a	n/a	n/a	n/a	n/a	n/a	0.00	0.00	0.00	n/a	n/a
01B	Trapping		26	10	16	0	0	n/a	n/a	n/a	n/a	n/a	n/a	n/a	n/a	0.00	0.00	n/a	n/a
01C	Trapping		30	28	2	0	0	n/a	n/a	n/a	n/a	n/a	n/a	n/a	n/a	0.00	0.00	n/a	n/a
01D	Trapping		2	2	0	0	0	n/a	n/a	n/a	n/a	n/a	n/a	n/a	0.00	0.00	0.00	n/a	n/a
01	**TOTAL UNIT**		187	169	18	0	0	n/a	n/a	n/a	n/a	n/a							
Unit 02																			
02	Trapping		232	211	21	0	0	n/a	n/a	n/a	n/a	n/a	n/a	n/a	n/a	0.00	0.00	n/a	n/a
02	**TOTAL UNIT**		232	211	21	0	0	n/a	n/a	n/a	n/a	n/a							
Unit 03																			
03	Trapping		56	55	1	0	0	n/a	n/a	n/a	n/a	n/a	n/a	n/a	n/a	0.00	0.00	n/a	n/a
03	**TOTAL UNIT**		56	55	1	0	0	n/a	n/a	n/a	n/a	n/a							
Unit 04																			
04	Trapping		82	53	29	0	0	n/a	n/a	n/a	n/a	n/a	n/a	n/a	n/a	0.00	0.00	n/a	n/a
04	**TOTAL UNIT**		82	53	29	0	0	n/a	n/a	n/a	n/a	n/a							
Unit 05																			
05A	Trapping		4	3	0	0	1	n/a	n/a	n/a	n/a	n/a	n/a	n/a	0.00	0.00	n/a	n/a	n/a
05B	Trapping		0	0	0	0	0	n/a	n/a	n/a	n/a	n/a	0.00	0.00	0.00	0.00	0.00	n/a	n/a
05	**TOTAL UNIT**		4	3	0	0	1	n/a	n/a	n/a	n/a	n/a							
Unit 06																			
06A	Trapping		0	0	0	0	0	n/a	n/a	n/a	n/a	n/a	0.00	0.00	0.00	0.00	0.00	n/a	n/a
06B	Trapping		0	0	0	0	0	n/a	n/a	n/a	n/a	n/a	0.00	0.00	0.00	0.00	0.00	n/a	n/a
06C	Trapping		15	10	0	0	5	n/a	n/a	n/a	n/a	n/a	n/a	n/a	0.00	0.00	n/a	n/a	n/a
06D	Trapping		63	62	0	0	1	n/a	n/a	n/a	n/a	n/a	n/a	n/a	0.00	0.00	n/a	n/a	n/a
06	**TOTAL UNIT**		78	72	0	0	6	n/a	n/a	n/a	n/a	n/a							
Unit 07																			
07	Trapping		5	1	4	0	0	n/a	n/a	n/a	n/a	n/a	n/a	n/a	n/a	0.00	0.00	n/a	n/a
07	**TOTAL UNIT**		5	1	4	0	0	n/a	n/a	n/a	n/a	n/a							
Unit 08																			
08	Trapping		91	64	17	0	10	n/a	n/a	n/a	n/a	n/a	n/a	n/a	n/a	0.00	n/a	n/a	n/a
08	**TOTAL UNIT**		91	64	17	0	10	n/a	n/a	n/a	n/a	n/a							
Unit 09																			
09A	Trapping		1	0	1	0	0	n/a	n/a	n/a	n/a	n/a	n/a	0.00	n/a	0.00	0.00	n/a	n/a
09B	Trapping		6	6	0	0	0	n/a	n/a	n/a	n/a	n/a	n/a	n/a	0.00	0.00	0.00	n/a	n/a
09C	Trapping		7	7	0	0	0	n/a	n/a	n/a	n/a	n/a	n/a	n/a	0.00	0.00	0.00	n/a	n/a

1994-95 HUNTER INFORMATION BY SPECIES: OTTER

GMU	TYPE	HUNT	SUCCESSFUL HUNTERS TOTAL	UNIT RES	OTHER STATE RES	NON-RES	UNKN. RES	UNSUCCESSFUL HUNTERS TOTAL	UNIT RES	OTHER STATE RES	NON-RES	UNKN. RES	PERCENT SUCCESSFUL TOTAL	UNIT RES	OTHER STATE RES	NON-RES	UNKN. RES	EFFORT TOTAL HUNTER DAYS	EFFORT AVG. HUNTER EFFORT
Unit 09																			
09D	Trapping		2	2	0	0	0	n/a	n/a	n/a	n/a	n/a	n/a	n/a	0.00	0.00	0.00	n/a	n/a
09E	Trapping		4	1	3	0	0	n/a	n/a	n/a	n/a	n/a	n/a	n/a	n/a	0.00	0.00	n/a	n/a
09	**TOTAL UNIT**		20	16	4	0	0	n/a	n/a	n/a	n/a	n/a							
Unit 10																			
10	Trapping		n/a	n/a	n/a	n/a	n/a	n/a	n/a	n/a	n/a	n/a	n/a	n/a	n/a	n/a	n/a	n/a	n/a
10	**TOTAL UNIT**		n/a	n/a	n/a	n/a	n/a	n/a	n/a	n/a	n/a	n/a							
Unit 11																			
11	Trapping		3	0	3	0	0	n/a	n/a	n/a	n/a	n/a	n/a	0.00	n/a	0.00	0.00	n/a	n/a
11	**TOTAL UNIT**		3	0	3	0	0	n/a	n/a	n/a	n/a	n/a							
Unit 12																			
12	Trapping		6	5	1	0	0	n/a	n/a	n/a	n/a	n/a	n/a	n/a	n/a	0.00	0.00	n/a	n/a
12	**TOTAL UNIT**		6	5	1	0	0	n/a	n/a	n/a	n/a	n/a							
Unit 13																			
13A	Trapping		19	11	8	0	0	n/a	n/a	n/a	n/a	n/a	n/a	n/a	n/a	0.00	0.00	n/a	n/a
13B	Trapping		9	9	0	0	0	n/a	n/a	n/a	n/a	n/a	n/a	n/a	0.00	0.00	0.00	n/a	n/a
13C	Trapping		4	3	0	0	1	n/a	n/a	n/a	n/a	n/a	n/a	n/a	0.00	0.00	n/a	n/a	n/a
13D	Trapping		14	7	7	0	0	n/a	n/a	n/a	n/a	n/a	n/a	n/a	n/a	0.00	0.00	n/a	n/a
13E	Trapping		15	2	13	0	0	n/a	n/a	n/a	n/a	n/a	n/a	n/a	n/a	0.00	0.00	n/a	n/a
13	**TOTAL UNIT**		61	32	28	0	1	n/a	n/a	n/a	n/a	n/a							
Unit 14																			
14A	Trapping		26	25	0	0	1	n/a	n/a	n/a	n/a	n/a	n/a	n/a	0.00	0.00	n/a	n/a	n/a
14B	Trapping		3	3	0	0	0	n/a	n/a	n/a	n/a	n/a	n/a	n/a	0.00	0.00	0.00	n/a	n/a
14C	Trapping		1	1	0	0	0	n/a	n/a	n/a	n/a	n/a	n/a	n/a	0.00	0.00	0.00	n/a	n/a
14	**TOTAL UNIT**		30	29	0	0	1	n/a	n/a	n/a	n/a	n/a							
Unit 15																			
15A	Trapping		2	2	0	0	0	n/a	n/a	n/a	n/a	n/a	n/a	n/a	0.00	0.00	0.00	n/a	n/a
15B	Trapping		3	3	0	0	0	n/a	n/a	n/a	n/a	n/a	n/a	n/a	0.00	0.00	0.00	n/a	n/a
15C	Trapping		8	5	0	0	3	n/a	n/a	n/a	n/a	n/a	n/a	n/a	0.00	0.00	n/a	n/a	n/a
15	**TOTAL UNIT**		13	10	0	0	3	n/a	n/a	n/a	n/a	n/a							
Unit 16																			
16A	Trapping		1	0	1	0	0	n/a	n/a	n/a	n/a	n/a	n/a	0.00	n/a	0.00	0.00	n/a	n/a
16B	Trapping		6	0	6	0	0	n/a	n/a	n/a	n/a	n/a	n/a	0.00	n/a	0.00	0.00	n/a	n/a
16	**TOTAL UNIT**		7	0	7	0	0	n/a	n/a	n/a	n/a	n/a							

1994-95 HUNTER INFORMATION BY SPECIES: OTTER

GMU	TYPE	HUNT	SUCCESSFUL HUNTERS TOTAL	UNIT RES	OTHER STATE RES	NON-RES	UNKN. RES	UNSUCCESSFUL HUNTERS TOTAL	UNIT RES	OTHER STATE RES	NON-RES	UNKN RES	PERCENT SUCCESSFUL TOTAL	UNIT RES	OTHER STATE RES	NON-RES	UNKN RES	EFFORT TOTAL HUNTER DAYS	EFFORT AVG. HUNTER EFFORT
Unit 17																			
17A	Trapping		7	7	0	0	0	n/a	n/a	n/a	n/a	n/a	n/a	n/a	0.00	0.00	0.00	n/a	n/a
17B	Trapping		9	8	1	0	0	n/a	n/a	n/a	n/a	n/a	n/a	n/a	n/a	0.00	0.00	n/a	n/a
17C	Trapping		24	24	0	0	0	n/a	n/a	n/a	n/a	n/a	n/a	n/a	0.00	0.00	0.00	n/a	n/a
17	**TOTAL UNIT**		40	39	1	0	0	n/a	n/a	n/a	n/a	n/a							
Unit 18																			
18	Trapping		208	171	2	0	35	n/a	n/a	n/a	n/a	n/a	n/a	n/a	n/a	0.00	n/a	n/a	n/a
18	**TOTAL UNIT**		208	171	2	0	35	n/a	n/a	n/a	n/a	n/a							
Unit 19																			
19A	Trapping		12	5	4	0	3	n/a	n/a	n/a	n/a	n/a	n/a	n/a	n/a	0.00	n/a	n/a	n/a
19B	Trapping		2	0	2	0	0	n/a	n/a	n/a	n/a	n/a	n/a	0.00	n/a	0.00	0.00	n/a	n/a
19C	Trapping		0	0	0	0	0	n/a	n/a	n/a	n/a	n/a	0.00	0.00	0.00	0.00	0.00	n/a	n/a
19D	Trapping		4	3	0	0	1	n/a	n/a	n/a	n/a	n/a	n/a	n/a	0.00	0.00	n/a	n/a	n/a
19	**TOTAL UNIT**		18	8	6	0	4	n/a	n/a	n/a	n/a	n/a							
Unit 20																			
20A	Trapping		4	4	0	0	0	n/a	n/a	n/a	n/a	n/a	n/a	n/a	0.00	0.00	0.00	n/a	n/a
20B	Trapping		14	14	0	0	0	n/a	n/a	n/a	n/a	n/a	n/a	n/a	0.00	0.00	0.00	n/a	n/a
20C	Trapping		4	4	0	0	0	n/a	n/a	n/a	n/a	n/a	n/a	n/a	0.00	0.00	0.00	n/a	n/a
20D	Trapping		4	4	0	0	0	n/a	n/a	n/a	n/a	n/a	n/a	n/a	0.00	0.00	0.00	n/a	n/a
20E	Trapping		1	1	0	0	0	n/a	n/a	n/a	n/a	n/a	n/a	n/a	0.00	0.00	0.00	n/a	n/a
20F	Trapping		0	0	0	0	0	n/a	n/a	n/a	n/a	n/a	0.00	0.00	0.00	0.00	0.00	n/a	n/a
20	**TOTAL UNIT**		27	27	0	0	0	n/a	n/a	n/a	n/a	n/a							
Unit 21																			
21A	Trapping		0	0	0	0	0	n/a	n/a	n/a	n/a	n/a	0.00	0.00	0.00	0.00	0.00	n/a	n/a
21B	Trapping		0	0	0	0	0	n/a	n/a	n/a	n/a	n/a	0.00	0.00	0.00	0.00	0.00	n/a	n/a
21C	Trapping		0	0	0	0	0	n/a	n/a	n/a	n/a	n/a	0.00	0.00	0.00	0.00	0.00	n/a	n/a
21D	Trapping		7	7	0	0	0	n/a	n/a	n/a	n/a	n/a	n/a	n/a	0.00	0.00	0.00	n/a	n/a
21E	Trapping		26	21	2	0	3	n/a	n/a	n/a	n/a	n/a	n/a	n/a	n/a	0.00	n/a	n/a	n/a
21	**TOTAL UNIT**		33	28	2	0	3	n/a	n/a	n/a	n/a	n/a							
Unit 22																			
22A	Trapping		8	8	0	0	0	n/a	n/a	n/a	n/a	n/a	n/a	n/a	0.00	0.00	0.00	n/a	n/a
22B	Trapping		0	0	0	0	0	n/a	n/a	n/a	n/a	n/a	0.00	0.00	0.00	0.00	0.00	n/a	n/a
22C	Trapping		2	2	0	0	0	n/a	n/a	n/a	n/a	n/a	n/a	n/a	0.00	0.00	0.00	n/a	n/a
22D	Trapping		1	1	0	0	0	n/a	n/a	n/a	n/a	n/a	n/a	n/a	0.00	0.00	0.00	n/a	n/a
22E	Trapping		0	0	0	0	0	n/a	n/a	n/a	n/a	n/a	0.00	0.00	0.00	0.00	0.00	n/a	n/a
22	**TOTAL UNIT**		11	11	0	0	0	n/a	n/a	n/a	n/a	n/a							
Unit 23																			
23	Trapping		3	3	0	0	0	n/a	n/a	n/a	n/a	n/a	n/a	n/a	0.00	0.00	0.00	n/a	n/a
23	**TOTAL UNIT**		3	3	0	0	0	n/a	n/a	n/a	n/a	n/a							

1994-95 HUNTER INFORMATION BY SPECIES: OTTER

GMU	TYPE	HUNT	SUCCESSFUL HUNTERS TOTAL	SUCCESSFUL HUNTERS UNIT RES	SUCCESSFUL HUNTERS OTHER STATE RES	SUCCESSFUL HUNTERS NON-RES	SUCCESSFUL HUNTERS UNKN. RES	UNSUCCESSFUL HUNTERS TOTAL	UNSUCCESSFUL HUNTERS UNIT RES	UNSUCCESSFUL HUNTERS OTHER STATE RES	UNSUCCESSFUL HUNTERS NON-RES	UNSUCCESSFUL HUNTERS UNKN. RES	PERCENT SUCCESSFUL TOTAL	PERCENT SUCCESSFUL UNIT RES	PERCENT SUCCESSFUL OTHER STATE RES	PERCENT SUCCESSFUL NON-RES	PERCENT SUCCESSFUL UNKN. RES	EFFORT TOTAL HUNTER DAYS	EFFORT AVG. HUNTER EFFORT
Unit 24																			
24	Trapping		4	4	0	0	0	n/a	n/a	n/a	n/a	n/a	n/a	n/a	0.00	0.00	0.00	n/a	n/a
24	**TOTAL UNIT**		4	4	0	0	0	n/a	n/a	n/a	n/a	n/a							
Unit 25																			
25A	Trapping		1	1	0	0	0	n/a	n/a	n/a	n/a	n/a	n/a	n/a	0.00	0.00	0.00	n/a	n/a
25B	Trapping		4	2	2	0	0	n/a	n/a	n/a	n/a	n/a	n/a	n/a	n/a	0.00	0.00	n/a	n/a
25C	Trapping		0	0	0	0	0	n/a	n/a	n/a	n/a	n/a	0.00	0.00	0.00	0.00	0.00	n/a	n/a
25D	Trapping		1	1	0	0	0	n/a	n/a	n/a	n/a	n/a	n/a	n/a	0.00	0.00	0.00	n/a	n/a
25	**TOTAL UNIT**		6	4	2	0	0	n/a	n/a	n/a	n/a	n/a							
Unit 26																			
26A	Trapping		0	0	0	0	0	n/a	n/a	n/a	n/a	n/a	0.00	0.00	0.00	0.00	0.00	n/a	n/a
26B	Trapping		0	0	0	0	0	n/a	n/a	n/a	n/a	n/a	0.00	0.00	0.00	0.00	0.00	n/a	n/a
26C	Trapping		0	0	0	0	0	n/a	n/a	n/a	n/a	n/a	0.00	0.00	0.00	0.00	0.00	n/a	n/a
26	**TOTAL UNIT**		0	0	0	0	0	n/a	n/a	n/a	n/a	n/a							
TOTAL STATEWIDE			1225	1015	146	0	64	n/a	n/a	n/a	n/a	n/a							

1994-95 HUNTER INFORMATION BY SPECIES: SHEEP

GMU	TYPE	HUNT	SUCCESSFUL HUNTERS TOTAL	UNIT RES	OTHER STATE RES	NON-RES	UNKN RES	UNSUCCESSFUL HUNTERS TOTAL	UNIT RES	OTHER STATE RES	NON-RES	UNKN RES	PERCENT SUCCESSFUL TOTAL	UNIT RES	OTHER STATE RES	NON-RES	UNKN RES	EFFORT TOTAL HUNTER DAYS	EFFORT AVG. HUNTER EFFORT
Unit 07																			
07	General Season		4	2	2	0	0	128	17	109	2	0	3.03	10.53	1.80	0.00	0.00	517	3.92
07	**TOTAL UNIT**		4	2	2	0	0	128	17	109	2	0							
Unit 09																			
09B	General Season		3	3	0	0	0	1	0	1	0	0	75.00	100.00	0.00	0.00	0.00	22	5.50
09Z	General Season		1	1	0	0	0	0	0	0	0	0	100.00	100.00	0.00	0.00	0.00	4	4.00
09	**TOTAL UNIT**		4	4	0	0	0	1	0	1	0	0							
Unit 11																			
11	General Season		114	0	86	26	2	255	0	238	12	5	30.89	0.00	26.54	68.42	28.57	1793	4.86
11	**TOTAL UNIT**		114	0	86	26	2	255	0	238	12	5							
Unit 12																			
12	General Season		167	8	93	62	4	209	14	177	18	0	44.41	36.36	34.44	77.50	100.00	1998	5.31
12	Drawing	DS102	28	1	24	3	0	29	0	29	0	0	49.12	100.00	45.28	100.00	0.00	308	5.40
12	**TOTAL UNIT**		195	9	117	65	4	238	14	206	18	0							
Unit 13																			
13A	General Season		55	2	35	18	0	286	13	267	6	0	16.13	13.33	11.59	75.00	0.00	2229	6.54
13B	General Season		1	0	1	0	0	24	1	20	3	0	4.00	0.00	4.76	0.00	0.00	132	5.28
13B	Drawing	DS203	n/a	n/a	n/a	n/a	n/a	n/a	n/a	n/a	n/a	n/a	n/a	n/a	n/a	n/a	n/a	n/a	n/a
13B	Drawing	DS204	n/a	n/a	n/a	n/a	n/a	n/a	n/a	n/a	n/a	n/a	n/a	n/a	n/a	n/a	n/a	n/a	n/a
13B	**TOTAL SUBUNIT**		1	0	1	0	0	24	1	20	3	0							
13C	General Season		3	1	2	0	0	22	4	18	0	0	12.00	20.00	10.00	0.00	0.00	190	7.60
13C	Drawing	DS102	0	0	0	0	0	2	1	1	0	0	0.00	0.00	0.00	0.00	0.00	9	4.50
13C	**TOTAL SUBUNIT**		3	1	2	0	0	24	5	19	0	0							
13D	General Season		89	4	38	41	6	160	18	119	22	1	35.74	18.18	24.20	65.08	85.71	1500	6.02
13E	General Season		23	2	10	11	0	110	8	90	8	4	17.29	20.00	10.00	57.89	0.00	1018	7.65
13Z	General Season		1	0	0	1	0	16	0	14	2	0	5.88	0.00	0.00	33.33	0.00	126	7.41
13	**TOTAL UNIT**		172	9	86	71	6	620	45	529	41	5							
Unit 14																			
14A	General Season		39	30	1	8	0	124	115	5	4	0	23.93	20.69	16.67	66.67	0.00	750	4.60
14B	General Season		5	0	0	5	0	15	12	2	1	0	25.00	0.00	0.00	83.33	0.00	121	6.05
14C	Drawing	DS124	4	2	2	0	0	3	2	1	0	0	57.14	50.00	66.67	0.00	0.00	42	6.00
14C	Drawing	DS125	3	1	0	2	0	2	2	0	0	0	60.00	33.33	0.00	100.00	0.00	17	3.40
14C	Drawing	DS126	2	1	0	1	0	2	1	1	0	0	50.00	50.00	0.00	100.00	0.00	14	3.50
14C	Drawing	DS127	5	4	1	0	0	1	1	0	0	0	83.33	80.00	100.00	0.00	0.00	16	2.67
14C	Drawing	DS128	3	3	0	0	0	2	2	0	0	0	60.00	60.00	0.00	0.00	0.00	14	2.80
14C	Drawing	DS129	1	1	0	0	0	2	2	0	0	0	33.33	33.33	0.00	0.00	0.00	18	6.00
14C	Drawing	DS130	4	4	0	0	0	7	7	0	0	0	36.36	36.36	0.00	0.00	0.00	35	3.18
14C	Drawing	DS131	5	4	0	1	0	6	6	0	0	0	45.45	40.00	0.00	100.00	0.00	31	2.82
14C	Drawing	DS132	7	5	1	1	0	4	3	1	0	0	63.64	62.50	50.00	100.00	0.00	41	3.73
14C	Drawing	DS133	3	1	1	1	0	6	5	1	0	0	33.33	16.67	50.00	100.00	0.00	28	3.11

1994-95 HUNTER INFORMATION BY SPECIES: SHEEP

GMU	TYPE	HUNT	SUCCESSFUL HUNTERS TOTAL	UNIT RES	OTHER STATE RES	NON-RES	UNKN. RES	UNSUCCESSFUL HUNTERS TOTAL	UNIT RES	OTHER STATE RES	NON-RES	UNKN. RES	PERCENT SUCCESSFUL TOTAL	UNIT RES	OTHER STATE RES	NON-RES	UNKN. RES	EFFORT TOTAL HUNTER DAYS	AVG. HUNTER EFFORT
Unit 14																			
14C	Drawing	DS134	2	2	0	0	0	5	5	0	0	0	28.57	28.57	0.00	0.00	0.00	19	2.71
14C	Drawing	DS135	4	3	0	1	0	5	4	1	0	0	44.44	42.86	0.00	100.00	0.00	43	4.78
14C	Drawing	DS136	6	5	0	1	0	7	5	1	1	0	46.15	50.00	0.00	50.00	0.00	40	3.08
14C	Drawing	DS137	4	2	1	0	1	8	8	0	0	0	33.33	20.00	100.00	0.00	100.00	58	4.83
14C	Drawing	DS138	7	4	1	2	0	6	6	0	0	0	53.85	40.00	100.00	100.00	0.00	58	4.46
14C	Drawing	DS139	3	3	0	0	0	20	20	0	0	0	13.04	13.04	0.00	0.00	0.00	90	3.91
14C	Drawing	DS140	4	4	0	0	0	53	46	7	0	0	7.02	8.00	0.00	0.00	0.00	180	3.16
14C	Drawing	DS141	1	1	0	0	0	17	16	0	0	1	5.56	5.88	0.00	0.00	0.00	99	5.50
14C	**TOTAL SUBUNIT**		68	50	7	10	1	156	141	13	1	1							
14Z	General Season		0	0	0	0	0	1	1	0	0	0	0.00	0.00	0.00	0.00	0.00	4	4.00
14	**TOTAL UNIT**		112	80	8	23	1	296	269	20	6	1							
Unit 15																			
15A	General Season		5	3	2	0	0	25	20	5	0	0	16.67	13.04	28.57	0.00	0.00	81	2.70
15A	Drawing	DS152	5	3	2	0	0	8	5	3	0	0	38.46	37.50	40.00	0.00	0.00	30	2.31
15A	**TOTAL SUBUNIT**		10	6	4	0	0	33	25	8	0	0							
15B	General Season		20	12	7	0	1	63	41	17	2	3	24.10	22.64	29.17	0.00	25.00	430	5.18
15C	General Season		3	2	0	1	0	23	15	6	2	0	11.54	11.76	0.00	33.33	0.00	111	4.27
15	**TOTAL UNIT**		33	20	11	1	1	119	81	31	4	3							
Unit 16																			
16A	General Season		0	0	0	0	0	1	0	1	0	0	0.00	0.00	0.00	0.00	0.00	19	19.00
16B	General Season		12	0	5	7	0	30	2	13	15	0	28.57	0.00	27.78	31.82	0.00	249	5.93
16	**TOTAL UNIT**		12	0	5	7	0	31	2	14	15	0							
Unit 17																			
17B	General Season		0	0	0	0	0	0	0	0	0	0	0.00	0.00	0.00	0.00	0.00	0	0.00
17	**TOTAL UNIT**		0	0	0	0	0	0	0	0	0	0							
Unit 19																			
19A	General Season		0	0	0	0	0	0	0	0	0	0	0.00	0.00	0.00	0.00	0.00	0	0.00
19B	General Season		4	0	1	3	0	4	0	4	0	0	50.00	0.00	20.00	100.00	0.00	44	5.50
19C	General Season		112	0	45	66	1	84	0	55	29	0	57.14	0.00	45.00	69.47	100.00	1019	5.20
19D	General Season		0	0	0	0	0	0	0	0	0	0	0.00	0.00	0.00	0.00	0.00	0	0.00
19Z	General Season		0	0	0	0	0	3	0	2	1	0	0.00	0.00	0.00	0.00	0.00	31	10.33
19	**TOTAL UNIT**		116	0	46	69	1	91	0	61	30	0							
Unit 20																			
20A	General Season		49	17	8	22	2	101	71	26	3	1	32.67	19.32	23.53	88.00	66.67	861	5.74
20A	Drawing	DS203	n/a	n/a	n/a	n/a	n/a	n/a	n/a	n/a	n/a	n/a	n/a	n/a	n/a	n/a	n/a	n/a	n/a
20A	Drawing	DS204	n/a	n/a	n/a	n/a	n/a	n/a	n/a	n/a	n/a	n/a	n/a	n/a	n/a	n/a	n/a	n/a	n/a
20A	**TOTAL SUBUNIT**		49	17	8	22	2	101	71	26	3	1							
20B	General Season		4	2	2	0	0	5	4	1	0	0	44.44	33.33	66.67	0.00	0.00	70	7.78
20C	General Season		0	0	0	0	0	1	0	1	0	0	0.00	0.00	0.00	0.00	0.00	3	3.00

1994-95 HUNTER INFORMATION BY SPECIES: SHEEP

GMU	TYPE	HUNT	SUCCESSFUL HUNTERS TOTAL	SUCCESSFUL HUNTERS UNIT RES	SUCCESSFUL HUNTERS OTHER STATE RES	SUCCESSFUL HUNTERS NON-RES	SUCCESSFUL HUNTERS UNKN. RES	UNSUCCESSFUL HUNTERS TOTAL	UNSUCCESSFUL HUNTERS UNIT RES	UNSUCCESSFUL HUNTERS OTHER STATE RES	UNSUCCESSFUL HUNTERS NON-RES	UNSUCCESSFUL HUNTERS UNKN. RES	PERCENT SUCCESSFUL TOTAL	PERCENT SUCCESSFUL UNIT RES	PERCENT SUCCESSFUL OTHER STATE RES	PERCENT SUCCESSFUL NON-RES	PERCENT SUCCESSFUL UNKN. RES	EFFORT TOTAL HUNTER DAYS	EFFORT AVG. HUNTER EFFORT
Unit 20																			
20D	Drawing	DS102	11	3	7	1	0	15	3	10	2	0	42.31	50.00	41.18	33.33	0.00	135	5.19
20D	Drawing	DS203	11	7	4	0	0	33	13	18	2	0	25.00	35.00	18.18	0.00	0.00	239	5.43
20D	Drawing	DS204	17	7	8	1	1	34	17	16	1	0	33.33	29.17	33.33	50.00	100.00	244	4.78
20D	Drawing	DS206	0	0	0	0	0	2	0	2	0	0	0.00	0.00	0.00	0.00	0.00	13	6.50
20D	**TOTAL SUBUNIT**		39	17	19	2	1	84	33	46	5	0							
20E	General Season		3	2	0	1	0	5	1	2	2	0	37.50	66.67	0.00	33.33	0.00	40	5.00
20E	Drawing	DS206	0	0	0	0	0	1	0	1	0	0	0.00	0.00	0.00	0.00	0.00	6	6.00
20E	**TOTAL SUBUNIT**		3	2	0	1	0	6	1	3	2	0							
20F	General Season		0	0	0	0	0	1	1	0	0	0	0.00	0.00	0.00	0.00	0.00	5	5.00
20Z	General Season		0	0	0	0	0	1	0	1	0	0	0.00	0.00	0.00	0.00	0.00	2	2.00
20	**TOTAL UNIT**		95	38	29	25	3	199	110	78	10	1							
Unit 23																			
23	General Season		0	0	0	0	0	5	5	0	0	0	0.00	0.00	0.00	0.00	0.00	n/a	n/a
23	**TOTAL UNIT**		0	0	0	0	0	5	5	0	0	0							
Unit 24																			
24	General Season		17	2	9	6	0	30	3	23	3	1	36.17	40.00	28.13	66.67	0.00	321	6.83
24	Subsistence		5	5	0	0	0	0	0	0	0	0	100.00	100.00	0.00	0.00	0.00	n/a	n/a
24	Federal	RS424	0	0	0	0	0	4	4	0	0	0	0.00	0.00	0.00	0.00	0.00	27	6.75
24	**TOTAL UNIT**		22	7	9	6	0	34	7	23	3	1							
Unit 25																			
25A	General Season		10	0	2	8	0	22	0	14	7	1	31.25	0.00	12.50	53.33	0.00	209	6.53
25A	Registration	RS595	0	0	0	0	0	0	0	0	0	0	0.00	0.00	0.00	0.00	0.00	n/a	n/a
25A	Federal	RS598	n/a	n/a	n/a	n/a	n/a	n/a	n/a	n/a	n/a	n/a	n/a	n/a	n/a	n/a	n/a	n/a	n/a
25A	**TOTAL SUBUNIT**		10	0	2	8	0	22	0	14	7	1							
25B	General Season		1	0	0	1	0	6	0	5	1	0	14.29	0.00	0.00	50.00	0.00	46	6.57
25C	General Season		2	0	2	0	0	20	1	18	0	1	9.09	0.00	10.00	0.00	0.00	86	3.91
25D	General Season		1	0	1	0	0	3	0	3	0	0	25.00	0.00	25.00	0.00	0.00	26	6.50
25Z	General Season		1	0	1	0	0	2	0	1	1	0	33.33	0.00	50.00	0.00	0.00	24	8.00
25	**TOTAL UNIT**		15	0	6	9	0	53	1	41	9	2							
Unit 26																			
26A	General Season		12	0	4	8	0	15	0	12	3	0	44.44	0.00	25.00	72.73	0.00	141	5.22
26B	General Season		50	0	34	15	1	117	0	106	8	3	29.94	0.00	24.29	65.22	25.00	900	5.39
26B	Federal	RS699	2	0	2	0	0	0	0	0	0	0	100.00	0.00	100.00	0.00	0.00	13	6.50
26B	**TOTAL SUBUNIT**		52	0	36	15	1	117	0	106	8	3							
26C	General Season		66	1	41	20	4	36	0	35	1	0	64.71	100.00	53.95	95.24	100.00	512	5.02
26C	Registration	RS595	0	0	0	0	0	0	0	0	0	0	0.00	0.00	0.00	0.00	0.00	0	0.00
26C	Federal	RS598	4	4	0	0	0	0	0	0	0	0	100.00	100.00	0.00	0.00	0.00	28	7.00
26C	**TOTAL SUBUNIT**		70	5	41	20	4	36	0	35	1	0							
26Z	General Season		3	1	2	0	0	1	0	1	0	0	75.00	100.00	66.67	0.00	0.00	20	5.00
26	**TOTAL UNIT**		137	6	83	43	5	169	0	154	12	3							

1994-95 HUNTER INFORMATION BY SPECIES: SHEEP

GMU	TYPE	HUNT	SUCCESSFUL HUNTERS TOTAL	UNIT RES	OTHER STATE RES	NON-RES	UNKN. RES	UNSUCCESSFUL HUNTERS TOTAL	UNIT RES	OTHER STATE RES	NON-RES	UNKN RES	PERCENT SUCCESSFUL TOTAL	UNIT RES	OTHER STATE RES	NON-RES	UNKN. RES	EFFORT TOTAL HUNTER DAYS	EFFORT AVG. HUNTER EFFORT
Unit 27																			
27Z	General Season		3	0	1	2	0	30	0	23	6	1	9.09	0.00	4.17	25.00	0.00	204	6.18
27	**TOTAL UNIT**		3	0	1	2	0	30	0	23	6	1							
TOTAL STATEWIDE			1034	175	489	347	23	2269	551	1528	168	22							

1994-95 SHEEP HUNTER INFORMATION BY MOUNTAIN RANGE

MTN. RANGE	TYPE	SUCCESSFUL HUNTERS TOTAL	UNIT RES	OTHER STATE RES	NON-RES	UNKN. RES	UNSUCCESSFUL HUNTERS TOTAL	UNIT RES	OTHER STATE RES	NON-RES	UNKN. RES	PERCENT SUCCESSFUL TOTAL	UNIT RES	OTHER STATE RES	NON-RES	UNKN. RES	EFFORT TOTAL HUNTER DAYS	EFFORT AVG. HUNTER DAYS
ALASKA RANGE EAST																		
12	Drawing	28	1	24	3	0	29	0	29	0	0	49.12	100.00	45.28	100.00	0.00	305	5.35
12	General Season	1	0	1	0	0	3	1	2	0	0	25.00	0.00	33.33	0.00	0.00	15	3.75
12	**TOTAL UNIT**	29	1	25	3	0	32	1	31	0	0							
13B	Drawing	1	0	1	0	0	6	0	5	1	0	14.29	0.00	16.67	0.00	0.00	25	3.57
13B	General Season	1	0	1	0	0	24	1	20	3	0	4.00	0.00	4.76	0.00	0.00	132	5.28
13B	**TOTAL SUBUNIT**	2	0	2	0	0	30	1	25	4	0							
13C	Drawing	0	0	0	0	0	2	1	1	0	0	0.00	0.00	0.00	0.00	0.00	9	4.50
13C	General Season	1	1	0	0	0	16	2	14	0	0	5.88	33.33	0.00	0.00	0.00	153	9.00
13C	**TOTAL SUBUNIT**	1	1	0	0	0	18	3	15	0	0							
13E	General Season	3	0	1	2	0	31	2	28	0	1	8.82	0.00	3.45	100.00	0.00	245	7.21
13	**TOTAL UNIT**	6	1	3	2	0	79	6	68	4	1							
20A	General Season	49	17	8	22	2	101	71	26	3	1	32.67	19.32	23.53	88.00	66.67	861	5.74
20C	General Season	0	0	0	0	0	1	0	1	0	0	0.00	0.00	0.00	0.00	0.00	3	3.00
20D	Drawing	38	17	18	2	1	76	33	39	4	0	33.33	34.00	31.58	33.33	100.00	593	5.20
20	**TOTAL UNIT**	87	34	26	24	3	178	104	66	7	1							
TOTAL MOUNTAIN RANGE		122	36	54	29	3	289	111	165	11	2							
ALASKA RANGE WEST																		
09B	General Season	3	3	0	0	0	1	0	1	0	0	75.00	100.00	0.00	0.00	0.00	22	5.50
09Z	General Season	1	1	0	0	0	0	0	0	0	0	100.00	100.00	0.00	0.00	0.00	4	4.00
09	**TOTAL UNIT**	4	4	0	0	0	1	0	1	0	0							
16A	General Season	0	0	0	0	0	1	0	1	0	0	0.00	0.00	0.00	0.00	0.00	19	19.00
16B	General Season	12	0	5	7	0	30	2	13	15	0	28.57	0.00	27.78	31.82	0.00	249	5.93
16	**TOTAL UNIT**	12	0	5	7	0	31	2	14	15	0							
19B	General Season	4	0	1	3	0	4	0	4	0	0	50.00	0.00	20.00	100.00	0.00	44	5.50
19C	General Season	112	0	45	66	1	84	0	55	29	0	57.14	0.00	45.00	69.47	100.00	1019	5.20
19Z	General Season	0	0	0	0	0	3	0	2	1	0	0.00	0.00	0.00	0.00	0.00	31	10.33
19	**TOTAL UNIT**	116	0	46	69	1	91	0	61	30	0							
TOTAL MOUNTAIN RANGE		132	4	51	76	1	123	2	76	45	0							
BROOKS RANGE																		
23	General Season	0	0	0	0	0	5	5	0	0	0	0.00	0.00	0.00	0.00	0.00	0	0.00
23	**TOTAL UNIT**	0	0	0	0	0	5	5	0	0	0							
24	Federal	0	0	0	0	0	4	4	0	0	0	0.00	0.00	0.00	0.00	0.00	27	6.75
24	General Season	17	2	9	6	0	30	3	23	3	1	36.17	40.00	28.13	66.67	0.00	321	6.83
24	Subsistence	5	5	0	0	0	0	0	0	0	0	100.00	100.00	0.00	0.00	0.00	0	0.00
24	**TOTAL UNIT**	22	7	9	6	0	34	7	23	3	1							
25A	General Season	10	0	2	8	0	22	0	14	7	1	31.25	0.00	12.50	53.33	0.00	209	6.53
25	**TOTAL UNIT**	10	0	2	8	0	22	0	14	7	1							
26A	General Season	12	0	4	8	0	15	0	12	3	0	44.44	0.00	25.00	72.73	0.00	142	5.26
26B	Federal	2	0	2	0	0	0	0	0	0	0	100.00	0.00	100.00	0.00	0.00	13	6.50
26B	General Season	50	0	34	15	1	117	0	106	8	3	29.94	0.00	24.29	65.22	25.00	900	5.39
26B	**TOTAL SUBUNIT**	52	0	36	15	1	117	0	106	8	3							

1994-95 SHEEP HUNTER INFORMATION BY MOUNTAIN RANGE

MTN. RANGE	TYPE	SUCCESSFUL HUNTERS TOTAL	UNIT RES	OTHER STATE RES	NON-RES	UNKN. RES	UNSUCCESSFUL HUNTERS TOTAL	UNIT RES	OTHER STATE RES	NON-RES	UNKN RES	PERCENT SUCCESSFUL TOTAL	UNIT RES	OTHER STATE RES	NON-RES	UNKN RES	EFFORT TOTAL HUNTER DAYS	EFFORT AVG. HUNTER DAYS
BROOKS RANGE																		
26C	Federal	4	4	0	0	0	0	0	0	0	0	100.00	100.00	0.00	0.00	0.00	28	7.00
26C	General Season	66	1	41	20	4	36	0	35	1	0	64.71	100.00	53.95	95.24	100.00	544	5.33
26C	**TOTAL SUBUNIT**	70	5	41	20	4	36	0	35	1	0							
26Z	General Season	3	1	2	0	0	1	0	1	0	0	75.00	100.00	66.67	0.00	0.00	20	5.00
26	**TOTAL UNIT**	137	6	83	43	5	169	0	154	12	3							
TOTAL MOUNTAIN RANGE		169	13	94	57	5	230	12	191	22	5							
CHUGACH MOUNTAINS																		
11	General Season	7	0	7	0	0	12	0	12	0	0	36.84	0.00	36.84	0.00	0.00	140	7.37
11	**TOTAL UNIT**	7	0	7	0	0	12	0	12	0	0							
13D	General Season	89	4	38	41	6	160	18	119	22	1	35.74	18.18	24.20	65.08	85.71	1500	6.02
13	**TOTAL UNIT**	89	4	38	41	6	160	18	119	22	1							
14A	General Season	29	23	0	6	0	82	78	3	1	0	26.13	22.77	0.00	85.71	0.00	478	4.31
14C	Drawing	68	50	7	10	1	156	141	13	1	1	30.36	26.18	35.00	90.91	50.00	843	3.76
14Z	General Season	0	0	0	0	0	1	1	0	0	0	0.00	0.00	0.00	0.00	0.00	4	4.00
14	**TOTAL UNIT**	97	73	7	16	1	239	220	16	2	1							
TOTAL MOUNTAIN RANGE		193	77	52	57	7	411	238	147	24	2							
KENAI MOUNTAINS																		
07	General Season	4	2	2	0	0	128	17	109	2	0	3.03	10.53	1.80	0.00	0.00	517	3.92
07	**TOTAL UNIT**	4	2	2	0	0	128	17	109	2	0							
15A	Drawing	5	3	2	0	0	8	5	3	0	0	38.46	37.50	40.00	0.00	0.00	30	2.31
15A	General Season	5	3	2	0	0	25	20	5	0	0	16.67	13.04	28.57	0.00	0.00	81	2.70
15A	**TOTAL SUBUNIT**	10	6	4	0	0	33	25	8	0	0							
15B	General Season	20	12	7	0	1	63	41	17	2	3	24.10	22.64	29.17	0.00	25.00	430	5.18
15C	General Season	3	2	0	1	0	23	15	6	2	0	11.54	11.76	0.00	33.33	0.00	111	4.27
15	**TOTAL UNIT**	33	20	11	1	1	119	81	31	4	3							
TOTAL MOUNTAIN RANGE		37	22	13	1	1	247	98	140	6	3							
OLGILVIE MOUNTAINS																		
25B	General Season	1	0	0	1	0	6	0	5	1	0	14.29	0.00	0.00	50.00	0.00	46	6.57
25	**TOTAL UNIT**	1	0	0	1	0	6	0	5	1	0							
TOTAL MOUNTAIN RANGE		1	0	0	1	0	6	0	5	1	0							
TALKEETNA, CHULITNA, WATANA MOUNTAINS																		
13A	General Season	55	2	35	18	0	286	13	267	6	0	16.13	13.33	11.59	75.00	0.00	2229	6.54
13E	General Season	20	2	9	9	0	76	5	60	8	3	20.83	28.57	13.04	52.94	0.00	741	7.72
13Z	General Season	1	0	0	1	0	9	0	8	1	0	10.00	0.00	0.00	50.00	0.00	56	5.60
13	**TOTAL UNIT**	76	4	44	28	0	371	18	335	15	3							
14A	General Season	10	7	1	2	0	39	34	2	3	0	20.41	17.07	33.33	40.00	0.00	262	5.35
14B	General Season	5	0	0	5	0	15	12	2	1	0	25.00	0.00	0.00	83.33	0.00	121	6.05
14	**TOTAL UNIT**	15	7	1	7	0	54	46	4	4	0							
TOTAL MOUNTAIN RANGE		91	11	45	35	0	425	64	339	19	3							

1994-95 SHEEP HUNTER INFORMATION BY MOUNTAIN RANGE

MTN. RANGE	TYPE	SUCCESSFUL HUNTERS TOTAL	UNIT RES	OTHER STATE RES	NON-RES	UNKN. RES	UNSUCCESSFUL HUNTERS TOTAL	UNIT RES	OTHER STATE RES	NON-RES	UNKN. RES	PERCENT SUCCESSFUL TOTAL	UNIT RES	OTHER STATE RES	NON-RES	UNKN RES	EFFORT TOTAL HUNTER DAYS	EFFORT AVG. HUNTER DAYS
TANANA HILLS - WHITE MOUNTAINS																		
20B	General Season	4	2	2	0	0	5	4	1	0	0	44.44	33.33	66.67	0.00	0.00	70	7.78
20D	Drawing	0	0	0	0	0	2	0	2	0	0	0.00	0.00	0.00	0.00	0.00	13	6.50
20E	Drawing	0	0	0	0	0	1	0	1	0	0	0.00	0.00	0.00	0.00	0.00	6	6.00
20E	General Season	3	2	0	1	0	5	1	2	2	0	37.50	66.67	0.00	33.33	0.00	40	5.00
20E	**TOTAL SUBUNIT**	3	2	0	1	0	6	1	3	2	0							
20F	General Season	0	0	0	0	0	1	1	0	0	0	0.00	0.00	0.00	0.00	0.00	5	5.00
20	**TOTAL UNIT**	7	4	2	1	0	14	6	6	2	0							
25C	General Season	2	0	2	0	0	20	1	18	0	1	9.09	0.00	10.00	0.00	0.00	86	3.91
25D	General Season	1	0	1	0	0	3	0	3	0	0	25.00	0.00	25.00	0.00	0.00	26	6.50
25Z	General Season	0	0	0	0	0	2	0	1	1	0	0.00	0.00	0.00	0.00	0.00	20	10.00
25	**TOTAL UNIT**	3	0	3	0	0	25	1	22	1	1							
TOTAL MOUNTAIN RANGE		10	4	5	1	0	39	7	28	3	1							
WRANGELL MOUNTAINS																		
11	General Season	105	0	77	26	2	234	0	218	12	4	30.97	0.00	26.10	68.42	33.33	1622	4.78
11	**TOTAL UNIT**	105	0	77	26	2	234	0	218	12	4							
12	General Season	166	8	92	62	4	206	13	175	18	0	44.62	38.10	34.46	77.50	100.00	1983	5.33
12	**TOTAL UNIT**	166	8	92	62	4	206	13	175	18	0							
13C	General Season	2	0	2	0	0	6	2	4	0	0	25.00	0.00	33.33	0.00	0.00	39	4.88
13	**TOTAL UNIT**	2	0	2	0	0	6	2	4	0	0							
TOTAL MOUNTAIN RANGE		273	8	171	88	6	446	15	397	30	4							
UNKNOWN																		
11	General Season	2	0	2	0	0	9	0	8	0	1	18.18	0.00	20.00	0.00	0.00	31	2.82
11	**TOTAL UNIT**	2	0	2	0	0	9	0	8	0	1							
13E	General Season	0	0	0	0	0	3	1	2	0	0	0.00	0.00	0.00	0.00	0.00	32	10.67
13Z	General Season	0	0	0	0	0	7	0	6	1	0	0.00	0.00	0.00	0.00	0.00	70	10.00
13	**TOTAL UNIT**	0	0	0	0	0	10	1	8	1	0							
14A	General Season	0	0	0	0	0	3	3	0	0	0	0.00	0.00	0.00	0.00	0.00	10	3.33
14	**TOTAL UNIT**	0	0	0	0	0	3	3	0	0	0							
20Z	General Season	0	0	0	0	0	1	0	1	0	0	0.00	0.00	0.00	0.00	0.00	2	2.00
20	**TOTAL UNIT**	0	0	0	0	0	1	0	1	0	0							
25Z	General Season	1	0	1	0	0	0	0	0	0	0	100.00	0.00	100.00	0.00	0.00	4	4.00
25	**TOTAL UNIT**	1	0	1	0	0	0	0	0	0	0							
27Z	General Season	3	0	1	2	0	30	0	23	6	1	9.09	0.00	4.17	25.00	0.00	204	6.18
27	**TOTAL UNIT**	3	0	1	2	0	30	0	23	6	1							
TOTAL MOUNTAIN RANGE		6	0	4	2	0	53	4	40	7	2							
TOTAL STATEWIDE		1034	175	489	347	23	2269	551	1528	168	22							

1994-95 HUNTER INFORMATION BY SPECIES: WOLF

GMU	TYPE	HUNT	SUCCESSFUL HUNTERS TOTAL	UNIT RES	OTHER STATE RES	NON-RES	UNKN. RES	UNSUCCESSFUL HUNTERS TOTAL	UNIT RES	OTHER STATE RES	NON-RES	UNKN RES	PERCENT SUCCESSFUL TOTAL	UNIT RES	OTHER STATE RES	NON-RES	UNKN. RES	EFFORT TOTAL HUNTER DAYS	EFFORT AVG. HUNTER EFFORT
Unit 01																			
01A	Hunting/Trapping		40	38	1	1	0	n/a	n/a	n/a	n/a	n/a	n/a	n/a	n/a	n/a	0.00	n/a	n/a
01B	Hunting/Trapping		16	3	13	0	0	n/a	n/a	n/a	n/a	n/a	n/a	n/a	n/a	0.00	0.00	n/a	n/a
01C	Hunting/Trapping		7	6	0	0	1	n/a	n/a	n/a	n/a	n/a	n/a	n/a	0.00	0.00	n/a	n/a	n/a
01D	Hunting/Trapping		2	2	0	0	0	n/a	n/a	n/a	n/a	n/a	n/a	n/a	0.00	0.00	0.00	n/a	n/a
01	**TOTAL UNIT**		65	49	14	1	1	n/a	n/a	n/a	n/a	n/a							
Unit 02																			
02	Hunting/Trapping		86	66	18	2	0	n/a	n/a	n/a	n/a	n/a	n/a	n/a	n/a	n/a	0.00	n/a	n/a
02	**TOTAL UNIT**		86	66	18	2	0	n/a	n/a	n/a	n/a	n/a							
Unit 03																			
03	Hunting/Trapping		54	52	0	2	0	n/a	n/a	n/a	n/a	n/a	n/a	n/a	0.00	n/a	0.00	n/a	n/a
03	**TOTAL UNIT**		54	52	0	2	0	n/a	n/a	n/a	n/a	n/a							
Unit 05																			
05A	Hunting/Trapping		18	16	0	2	0	n/a	n/a	n/a	n/a	n/a	n/a	n/a	0.00	n/a	0.00	n/a	n/a
05B	Hunting/Trapping		1	0	0	1	0	n/a	n/a	n/a	n/a	n/a	n/a	0.00	0.00	n/a	0.00	n/a	n/a
05	**TOTAL UNIT**		19	16	0	3	0	n/a	n/a	n/a	n/a	n/a							
Unit 06																			
06A	Hunting/Trapping		0	0	0	0	0	n/a	n/a	n/a	n/a	n/a	0.00	0.00	0.00	0.00	0.00	n/a	n/a
06B	Hunting/Trapping		0	0	0	0	0	n/a	n/a	n/a	n/a	n/a	0.00	0.00	0.00	0.00	0.00	n/a	n/a
06C	Hunting/Trapping		0	0	0	0	0	n/a	n/a	n/a	n/a	n/a	0.00	0.00	0.00	0.00	0.00	n/a	n/a
06D	Hunting/Trapping		0	0	0	0	0	n/a	n/a	n/a	n/a	n/a	0.00	0.00	0.00	0.00	0.00	n/a	n/a
06	**TOTAL UNIT**		0	0	0	0	0	n/a	n/a	n/a	n/a	n/a							
Unit 07																			
07	Hunting/Trapping		7	0	6	1	0	n/a	n/a	n/a	n/a	n/a	n/a	0.00	n/a	n/a	0.00	n/a	n/a
07	**TOTAL UNIT**		7	0	6	1	0	n/a	n/a	n/a	n/a	n/a							
Unit 09																			
09A	Hunting/Trapping		0	0	0	0	0	n/a	n/a	n/a	n/a	n/a	0.00	0.00	0.00	0.00	0.00	n/a	n/a
09B	Hunting/Trapping		6	4	0	2	0	n/a	n/a	n/a	n/a	n/a	n/a	n/a	0.00	n/a	0.00	n/a	n/a
09C	Hunting/Trapping		1	1	0	0	0	n/a	n/a	n/a	n/a	n/a	n/a	n/a	0.00	0.00	0.00	n/a	n/a
09D	Hunting/Trapping		1	1	0	0	0	n/a	n/a	n/a	n/a	n/a	n/a	n/a	0.00	0.00	0.00	n/a	n/a
09E	Hunting/Trapping		6	1	2	3	0	n/a	n/a	n/a	n/a	n/a	n/a	n/a	n/a	n/a	0.00	n/a	n/a
09	**TOTAL UNIT**		14	7	2	5	0	n/a	n/a	n/a	n/a	n/a							
Unit 11																			
11	Hunting/Trapping		35	0	34	1	0	n/a	n/a	n/a	n/a	n/a	n/a	0.00	n/a	n/a	0.00	n/a	n/a
11	**TOTAL UNIT**		35	0	34	1	0	n/a	n/a	n/a	n/a	n/a							

1994-95 HUNTER INFORMATION BY SPECIES: WOLF

GMU	TYPE	HUNT	SUCCESSFUL HUNTERS TOTAL	UNIT RES	OTHER STATE RES	NON-RES	UNKN. RES	UNSUCCESSFUL HUNTERS TOTAL	UNIT RES	OTHER STATE RES	NON-RES	UNKN. RES	PERCENT SUCCESSFUL TOTAL	UNIT RES	OTHER STATE RES	NON-RES	UNKN. RES	EFFORT TOTAL HUNTER DAYS	EFFORT AVG. HUNTER EFFORT
Unit 12																			
12	Hunting/Trapping		31	22	9	0	0	n/a	n/a	n/a	n/a	n/a	n/a	n/a	n/a	0.00	0.00	n/a	n/a
12	**TOTAL UNIT**		31	22	9	0	0	n/a	n/a	n/a	n/a	n/a							
Unit 13																			
13A	Hunting/Trapping		29	8	20	0	1	n/a	n/a	n/a	n/a	n/a	n/a	n/a	n/a	0.00	n/a	n/a	n/a
13B	Hunting/Trapping		39	20	18	0	1	n/a	n/a	n/a	n/a	n/a	n/a	n/a	n/a	0.00	n/a	n/a	n/a
13C	Hunting/Trapping		24	21	3	0	0	n/a	n/a	n/a	n/a	n/a	n/a	n/a	n/a	0.00	0.00	n/a	n/a
13D	Hunting/Trapping		21	10	11	0	0	n/a	n/a	n/a	n/a	n/a	n/a	n/a	n/a	0.00	0.00	n/a	n/a
13E	Hunting/Trapping		45	4	33	0	8	n/a	n/a	n/a	n/a	n/a	n/a	n/a	n/a	0.00	n/a	n/a	n/a
13	**TOTAL UNIT**		158	63	85	0	10	n/a	n/a	n/a	n/a	n/a							
Unit 14																			
14A	Hunting/Trapping		16	16	0	0	0	n/a	n/a	n/a	n/a	n/a	n/a	n/a	0.00	0.00	0.00	n/a	n/a
14B	Hunting/Trapping		4	4	0	0	0	n/a	n/a	n/a	n/a	n/a	n/a	n/a	0.00	0.00	0.00	n/a	n/a
14C	Hunting/Trapping		2	2	0	0	0	n/a	n/a	n/a	n/a	n/a	n/a	n/a	0.00	0.00	0.00	n/a	n/a
14	**TOTAL UNIT**		22	22	0	0	0	n/a	n/a	n/a	n/a	n/a							
Unit 15																			
15A	Hunting/Trapping		7	6	1	0	0	n/a	n/a	n/a	n/a	n/a	n/a	n/a	n/a	0.00	0.00	n/a	n/a
15B	Hunting/Trapping		3	2	1	0	0	n/a	n/a	n/a	n/a	n/a	n/a	n/a	n/a	0.00	0.00	n/a	n/a
15C	Hunting/Trapping		3	3	0	0	0	n/a	n/a	n/a	n/a	n/a	n/a	n/a	0.00	0.00	0.00	n/a	n/a
15	**TOTAL UNIT**		13	11	2	0	0	n/a	n/a	n/a	n/a	n/a							
Unit 16																			
16A	Hunting/Trapping		2	0	1	0	1	n/a	n/a	n/a	n/a	n/a	n/a	0.00	n/a	0.00	n/a	n/a	n/a
16B	Hunting/Trapping		27	8	12	1	6	n/a	n/a	n/a	n/a	n/a	n/a	n/a	n/a	n/a	n/a	n/a	n/a
16	**TOTAL UNIT**		29	8	13	1	7	n/a	n/a	n/a	n/a	n/a							
Unit 17																			
17A	Hunting/Trapping		0	0	0	0	0	n/a	n/a	n/a	n/a	n/a	0.00	0.00	0.00	0.00	0.00	n/a	n/a
17B	Hunting/Trapping		25	8	12	5	0	n/a	n/a	n/a	n/a	n/a	n/a	n/a	n/a	n/a	0.00	n/a	n/a
17C	Hunting/Trapping		7	7	0	0	0	n/a	n/a	n/a	n/a	n/a	n/a	n/a	0.00	0.00	0.00	n/a	n/a
17	**TOTAL UNIT**		32	15	12	5	0	n/a	n/a	n/a	n/a	n/a							
Unit 18																			
18	Hunting/Trapping		6	2	0	0	4	n/a	n/a	n/a	n/a	n/a	n/a	n/a	0.00	0.00	n/a	n/a	n/a
18	**TOTAL UNIT**		6	2	0	0	4	n/a	n/a	n/a	n/a	n/a							
Unit 19																			
19A	Hunting/Trapping		45	30	14	0	1	n/a	n/a	n/a	n/a	n/a	n/a	n/a	n/a	0.00	n/a	n/a	n/a
19B	Hunting/Trapping		42	5	31	3	3	n/a	n/a	n/a	n/a	n/a	n/a	n/a	n/a	n/a	n/a	n/a	n/a
19C	Hunting/Trapping		60	9	42	7	2	n/a	n/a	n/a	n/a	n/a	n/a	n/a	n/a	n/a	n/a	n/a	n/a
19D	Hunting/Trapping		36	20	13	1	2	n/a	n/a	n/a	n/a	n/a	n/a	n/a	n/a	n/a	n/a	n/a	n/a
19	**TOTAL UNIT**		183	64	100	11	8	n/a	n/a	n/a	n/a	n/a							

1994-95 HUNTER INFORMATION BY SPECIES: WOLF

GMU	TYPE	HUNT	SUCCESSFUL HUNTERS TOTAL	UNIT RES	OTHER STATE RES	NON-RES	UNKN. RES	UNSUCCESSFUL HUNTERS TOTAL	UNIT RES	OTHER STATE RES	NON-RES	UNKN. RES	PERCENT SUCCESSFUL TOTAL	UNIT RES	OTHER STATE RES	NON-RES	UNKN. RES	EFFORT TOTAL HUNTER DAYS	AVG. HUNTER EFFORT
Unit 20																			
20A	Hunting/Trapping		67	41	0	2	24	n/a	n/a	n/a	n/a	n/a	n/a	n/a	0.00	n/a	n/a	n/a	n/a
20B	Hunting/Trapping		50	45	2	2	1	n/a	n/a	n/a	n/a	n/a	n/a	n/a	n/a	n/a	n/a	n/a	n/a
20C	Hunting/Trapping		11	10	0	0	1	n/a	n/a	n/a	n/a	n/a	n/a	n/a	0.00	0.00	n/a	n/a	n/a
20D	Hunting/Trapping		25	17	8	0	0	n/a	n/a	n/a	n/a	n/a	n/a	n/a	n/a	0.00	0.00	n/a	n/a
20E	Hunting/Trapping		39	1	36	2	0	n/a	n/a	n/a	n/a	n/a	n/a	n/a	n/a	n/a	0.00	n/a	n/a
20F	Hunting/Trapping		7	7	0	0	0	n/a	n/a	n/a	n/a	n/a	n/a	n/a	0.00	0.00	0.00	n/a	n/a
20	**TOTAL UNIT**		199	121	46	6	26	n/a	n/a	n/a	n/a	n/a							
Unit 21																			
21A	Hunting/Trapping		9	1	7	1	0	n/a	n/a	n/a	n/a	n/a	n/a	n/a	n/a	n/a	0.00	n/a	n/a
21B	Hunting/Trapping		4	0	4	0	0	n/a	n/a	n/a	n/a	n/a	n/a	0.00	n/a	0.00	0.00	n/a	n/a
21C	Hunting/Trapping		11	0	11	0	0	n/a	n/a	n/a	n/a	n/a	n/a	0.00	n/a	0.00	0.00	n/a	n/a
21D	Hunting/Trapping		20	15	2	0	3	n/a	n/a	n/a	n/a	n/a	n/a	n/a	n/a	0.00	n/a	n/a	n/a
21E	Hunting/Trapping		43	22	12	0	9	n/a	n/a	n/a	n/a	n/a	n/a	n/a	n/a	0.00	n/a	n/a	n/a
21	**TOTAL UNIT**		87	38	36	1	12	n/a	n/a	n/a	n/a	n/a							
Unit 22																			
22A	Hunting/Trapping		13	7	6	0	0	n/a	n/a	n/a	n/a	n/a	n/a	n/a	n/a	0.00	0.00	n/a	n/a
22B	Hunting/Trapping		11	6	1	0	4	n/a	n/a	n/a	n/a	n/a	n/a	n/a	n/a	0.00	n/a	n/a	n/a
22C	Hunting/Trapping		2	1	0	0	1	n/a	n/a	n/a	n/a	n/a	n/a	n/a	0.00	0.00	n/a	n/a	n/a
22D	Hunting/Trapping		0	0	0	0	0	n/a	n/a	n/a	n/a	n/a	0.00	0.00	0.00	0.00	0.00	n/a	n/a
22	**TOTAL UNIT**		26	14	7	0	5	n/a	n/a	n/a	n/a	n/a							
Unit 23																			
23	Hunting/Trapping		20	19	1	0	0	n/a	n/a	n/a	n/a	n/a	n/a	n/a	n/a	0.00	0.00	n/a	n/a
23	**TOTAL UNIT**		20	19	1	0	0	n/a	n/a	n/a	n/a	n/a							
Unit 24																			
24	Hunting/Trapping		88	63	18	1	6	n/a	n/a	n/a	n/a	n/a	n/a	n/a	n/a	n/a	n/a	n/a	n/a
24	**TOTAL UNIT**		88	63	18	1	6	n/a	n/a	n/a	n/a	n/a							
Unit 25																			
25A	Hunting/Trapping		17	16	1	0	0	n/a	n/a	n/a	n/a	n/a	n/a	n/a	n/a	0.00	0.00	n/a	n/a
25B	Hunting/Trapping		15	9	6	0	0	n/a	n/a	n/a	n/a	n/a	n/a	n/a	n/a	0.00	0.00	n/a	n/a
25C	Hunting/Trapping		13	3	9	0	1	n/a	n/a	n/a	n/a	n/a	n/a	n/a	n/a	0.00	n/a	n/a	n/a
25D	Hunting/Trapping		32	12	20	0	0	n/a	n/a	n/a	n/a	n/a	n/a	n/a	n/a	0.00	0.00	n/a	n/a
25	**TOTAL UNIT**		77	40	36	0	1	n/a	n/a	n/a	n/a	n/a							

1994-95 HUNTER INFORMATION BY SPECIES: WOLF

GMU	TYPE	HUNT	SUCCESSFUL HUNTERS TOTAL	UNIT RES	OTHER STATE RES	NON-RES	UNKN. RES	UNSUCCESSFUL HUNTERS TOTAL	UNIT RES	OTHER STATE RES	NON-RES	UNKN. RES	PERCENT SUCCESSFUL TOTAL	UNIT RES	OTHER STATE RES	NON-RES	UNKN. RES	EFFORT TOTAL HUNTER DAYS	EFFORT AVG. HUNTER EFFORT
Unit 26																			
26A	Hunting/Trapping		46	25	16	4	1	n/a	n/a	n/a	n/a	n/a	n/a	n/a	n/a	n/a	n/a	n/a	n/a
26B	Hunting/Trapping		18	2	13	3	0	n/a	n/a	n/a	n/a	n/a	n/a	n/a	n/a	n/a	0.00	n/a	n/a
26C	Hunting/Trapping		5	2	0	3	0	n/a	n/a	n/a	n/a	n/a	n/a	n/a	0.00	n/a	0.00	n/a	n/a
26	**TOTAL UNIT**		69	29	29	10	1	n/a	n/a	n/a	n/a	n/a							
TOTAL STATEWIDE			1320	721	468	50	81	n/a	n/a	n/a	n/a	n/a							

1994-95 HUNTER INFORMATION BY SPECIES: WOLVERINE

GMU	TYPE	HUNT	SUCCESSFUL HUNTERS TOTAL	UNIT RES	OTHER STATE RES	NON-RES	UNKN. RES	UNSUCCESSFUL HUNTERS TOTAL	UNIT RES	OTHER STATE RES	NON-RES	UNKN. RES	PERCENT SUCCESSFUL TOTAL	UNIT RES	OTHER STATE RES	NON-RES	UNKN. RES	EFFORT TOTAL HUNTER DAYS	EFFORT AVG. HUNTER EFFORT
Unit 01																			
01A	Hunting/Trapping		5	5	0	0	0	n/a	n/a	n/a	n/a	n/a	n/a	n/a	0.00	0.00	0.00	n/a	n/a
01B	Hunting/Trapping		8	2	6	0	0	n/a	n/a	n/a	n/a	n/a	n/a	n/a	n/a	0.00	0.00	n/a	n/a
01C	Hunting/Trapping		9	9	0	0	0	n/a	n/a	n/a	n/a	n/a	n/a	n/a	0.00	0.00	0.00	n/a	n/a
01D	Hunting/Trapping		4	4	0	0	0	n/a	n/a	n/a	n/a	n/a	n/a	n/a	0.00	0.00	0.00	n/a	n/a
01	**TOTAL UNIT**		26	20	6	0	0	n/a	n/a	n/a	n/a	n/a							
Unit 02																			
02	Hunting/Trapping		n/a	n/a	n/a	n/a	n/a	n/a	n/a	n/a	n/a	n/a	n/a	n/a	n/a	n/a	n/a	n/a	n/a
02	**TOTAL UNIT**		n/a	n/a	n/a	n/a	n/a	n/a	n/a	n/a	n/a	n/a							
Unit 03																			
03	Hunting/Trapping		1	1	0	0	0	n/a	n/a	n/a	n/a	n/a	n/a	n/a	0.00	0.00	0.00	n/a	n/a
03	**TOTAL UNIT**		1	1	0	0	0	n/a	n/a	n/a	n/a	n/a							
Unit 05																			
05A	Hunting/Trapping		9	9	0	0	0	n/a	n/a	n/a	n/a	n/a	n/a	n/a	0.00	0.00	0.00	n/a	n/a
05B	Hunting/Trapping		0	0	0	0	0	n/a	n/a	n/a	n/a	n/a	0.00	0.00	0.00	0.00	0.00	n/a	n/a
05	**TOTAL UNIT**		9	9	0	0	0	n/a	n/a	n/a	n/a	n/a							
Unit 06																			
06A	Hunting/Trapping		0	0	0	0	0	n/a	n/a	n/a	n/a	n/a	0.00	0.00	0.00	0.00	0.00	n/a	n/a
06B	Hunting/Trapping		0	0	0	0	0	n/a	n/a	n/a	n/a	n/a	0.00	0.00	0.00	0.00	0.00	n/a	n/a
06C	Hunting/Trapping		9	1	0	0	8	n/a	n/a	n/a	n/a	n/a	n/a	n/a	0.00	0.00	n/a	n/a	n/a
06D	Hunting/Trapping		10	8	2	0	0	n/a	n/a	n/a	n/a	n/a	n/a	n/a	n/a	0.00	0.00	n/a	n/a
06	**TOTAL UNIT**		19	9	2	0	8	n/a	n/a	n/a	n/a	n/a							
Unit 07																			
07	Hunting/Trapping		13	4	8	0	1	n/a	n/a	n/a	n/a	n/a	n/a	n/a	n/a	0.00	n/a	n/a	n/a
07	**TOTAL UNIT**		13	4	8	0	1	n/a	n/a	n/a	n/a	n/a							
Unit 09																			
09A	Hunting/Trapping		3	0	3	0	0	n/a	n/a	n/a	n/a	n/a	n/a	0.00	n/a	0.00	0.00	n/a	n/a
09B	Hunting/Trapping		14	11	3	0	0	n/a	n/a	n/a	n/a	n/a	n/a	n/a	n/a	0.00	0.00	n/a	n/a
09C	Hunting/Trapping		6	6	0	0	0	n/a	n/a	n/a	n/a	n/a	n/a	n/a	0.00	0.00	0.00	n/a	n/a
09D	Hunting/Trapping		1	1	0	0	0	n/a	n/a	n/a	n/a	n/a	n/a	n/a	0.00	0.00	0.00	n/a	n/a
09E	Hunting/Trapping		8	2	6	0	0	n/a	n/a	n/a	n/a	n/a	n/a	n/a	n/a	0.00	0.00	n/a	n/a
09	**TOTAL UNIT**		32	20	12	0	0	n/a	n/a	n/a	n/a	n/a							
Unit 11																			
11	Hunting/Trapping		11	2	9	0	0	n/a	n/a	n/a	n/a	n/a	n/a	n/a	n/a	0.00	0.00	n/a	n/a
11	**TOTAL UNIT**		11	2	9	0	0	n/a	n/a	n/a	n/a	n/a							

1994-95 HUNTER INFORMATION BY SPECIES: WOLVERINE

GMU	TYPE	HUNT	SUCCESSFUL HUNTERS TOTAL	UNIT RES	OTHER STATE RES	NON-RES	UNKN. RES	UNSUCCESSFUL HUNTERS TOTAL	UNIT RES	OTHER STATE RES	NON-RES	UNKN. RES	PERCENT SUCCESSFUL TOTAL	UNIT RES	OTHER STATE RES	NON-RES	UNKN RES	EFFORT TOTAL HUNTER DAYS	EFFORT AVG. HUNTER EFFORT
Unit 12																			
12	Hunting/Trapping		21	15	6	0	0	n/a	n/a	n/a	n/a	n/a	n/a	n/a	n/a	0.00	0.00	n/a	n/a
12	**TOTAL UNIT**		21	15	6	0	0	n/a	n/a	n/a	n/a	n/a							
Unit 13																			
13A	Hunting/Trapping		6	0	6	0	0	n/a	n/a	n/a	n/a	n/a	n/a	0.00	n/a	0.00	0.00	n/a	n/a
13B	Hunting/Trapping		1	0	1	0	0	n/a	n/a	n/a	n/a	n/a	n/a	0.00	n/a	0.00	0.00	n/a	n/a
13C	Hunting/Trapping		1	0	1	0	0	n/a	n/a	n/a	n/a	n/a	n/a	0.00	n/a	0.00	0.00	n/a	n/a
13D	Hunting/Trapping		14	5	8	0	1	n/a	n/a	n/a	n/a	n/a	n/a	n/a	n/a	0.00	n/a	n/a	n/a
13E	Hunting/Trapping		13	1	9	0	3	n/a	n/a	n/a	n/a	n/a	n/a	n/a	n/a	0.00	n/a	n/a	n/a
13	**TOTAL UNIT**		35	6	25	0	4	n/a	n/a	n/a	n/a	n/a							
Unit 14																			
14A	Hunting/Trapping		1	1	0	0	0	n/a	n/a	n/a	n/a	n/a	n/a	n/a	0.00	0.00	0.00	n/a	n/a
14B	Hunting/Trapping		3	3	0	0	0	n/a	n/a	n/a	n/a	n/a	n/a	n/a	0.00	0.00	0.00	n/a	n/a
14C	Hunting/Trapping		1	1	0	0	0	n/a	n/a	n/a	n/a	n/a	n/a	n/a	0.00	0.00	0.00	n/a	n/a
14	**TOTAL UNIT**		5	5	0	0	0	n/a	n/a	n/a	n/a	n/a							
Unit 15																			
15B	Hunting/Trapping		3	2	1	0	0	n/a	n/a	n/a	n/a	n/a	n/a	n/a	n/a	0.00	0.00	n/a	n/a
15C	Hunting/Trapping		9	8	1	0	0	n/a	n/a	n/a	n/a	n/a	n/a	n/a	n/a	0.00	0.00	n/a	n/a
15	**TOTAL UNIT**		12	10	2	0	0	n/a	n/a	n/a	n/a	n/a							
Unit 16																			
16A	Hunting/Trapping		6	0	5	0	1	n/a	n/a	n/a	n/a	n/a	n/a	0.00	n/a	0.00	n/a	n/a	n/a
16B	Hunting/Trapping		22	2	20	0	0	n/a	n/a	n/a	n/a	n/a	n/a	n/a	n/a	0.00	0.00	n/a	n/a
16	**TOTAL UNIT**		28	2	25	0	1	n/a	n/a	n/a	n/a	n/a							
Unit 17																			
17A	Hunting/Trapping		4	4	0	0	0	n/a	n/a	n/a	n/a	n/a	n/a	n/a	0.00	0.00	0.00	n/a	n/a
17B	Hunting/Trapping		19	15	3	1	0	n/a	n/a	n/a	n/a	n/a	n/a	n/a	n/a	n/a	0.00	n/a	n/a
17C	Hunting/Trapping		4	4	0	0	0	n/a	n/a	n/a	n/a	n/a	n/a	n/a	0.00	0.00	0.00	n/a	n/a
17	**TOTAL UNIT**		27	23	3	1	0	n/a	n/a	n/a	n/a	n/a							
Unit 18																			
18	Hunting/Trapping		4	2	1	0	1	n/a	n/a	n/a	n/a	n/a	n/a	n/a	n/a	0.00	n/a	n/a	n/a
18	**TOTAL UNIT**		4	2	1	0	1	n/a	n/a	n/a	n/a	n/a							
Unit 19																			
19A	Hunting/Trapping		17	14	0	1	2	n/a	n/a	n/a	n/a	n/a	n/a	n/a	0.00	n/a	n/a	n/a	n/a
19B	Hunting/Trapping		48	3	40	1	4	n/a	n/a	n/a	n/a	n/a	n/a	n/a	n/a	n/a	n/a	n/a	n/a
19C	Hunting/Trapping		28	6	19	2	1	n/a	n/a	n/a	n/a	n/a	n/a	n/a	n/a	n/a	n/a	n/a	n/a
19D	Hunting/Trapping		12	10	2	0	0	n/a	n/a	n/a	n/a	n/a	n/a	n/a	n/a	0.00	0.00	n/a	n/a
19	**TOTAL UNIT**		105	33	61	4	7	n/a	n/a	n/a	n/a	n/a							

1994-95 HUNTER INFORMATION BY SPECIES: WOLVERINE

GMU	TYPE	HUNT	SUCCESSFUL HUNTERS TOTAL	UNIT RES	OTHER STATE RES	NON-RES	UNKN. RES	UNSUCCESSFUL HUNTERS TOTAL	UNIT RES	OTHER STATE RES	NON-RES	UNKN. RES	PERCENT SUCCESSFUL TOTAL	UNIT RES	OTHER STATE RES	NON-RES	UNKN RES	EFFORT TOTAL HUNTER DAYS	EFFORT AVG. HUNTER EFFORT
Unit 20																			
20A	Hunting/Trapping		14	11	3	0	0	n/a	n/a	n/a	n/a	n/a	n/a	n/a	n/a	0.00	0.00	n/a	n/a
20B	Hunting/Trapping		5	5	0	0	0	n/a	n/a	n/a	n/a	n/a	n/a	n/a	0.00	0.00	0.00	n/a	n/a
20C	Hunting/Trapping		7	7	0	0	0	n/a	n/a	n/a	n/a	n/a	n/a	n/a	0.00	0.00	0.00	n/a	n/a
20D	Hunting/Trapping		12	3	9	0	0	n/a	n/a	n/a	n/a	n/a	n/a	n/a	n/a	0.00	0.00	n/a	n/a
20E	Hunting/Trapping		7	1	6	0	0	n/a	n/a	n/a	n/a	n/a	n/a	n/a	n/a	0.00	0.00	n/a	n/a
20F	Hunting/Trapping		4	4	0	0	0	n/a	n/a	n/a	n/a	n/a	n/a	n/a	0.00	0.00	0.00	n/a	n/a
20	**TOTAL UNIT**		49	31	18	0	0	n/a	n/a	n/a	n/a	n/a							
Unit 21																			
21A	Hunting/Trapping		4	1	3	0	0	n/a	n/a	n/a	n/a	n/a	n/a	n/a	n/a	0.00	0.00	n/a	n/a
21B	Hunting/Trapping		1	1	0	0	0	n/a	n/a	n/a	n/a	n/a	n/a	n/a	0.00	0.00	0.00	n/a	n/a
21C	Hunting/Trapping		8	0	8	0	0	n/a	n/a	n/a	n/a	n/a	n/a	0.00	n/a	0.00	0.00	n/a	n/a
21D	Hunting/Trapping		6	2	4	0	0	n/a	n/a	n/a	n/a	n/a	n/a	n/a	n/a	0.00	0.00	n/a	n/a
21E	Hunting/Trapping		9	6	3	0	0	n/a	n/a	n/a	n/a	n/a	n/a	n/a	n/a	0.00	0.00	n/a	n/a
21	**TOTAL UNIT**		28	10	18	0	0	n/a	n/a	n/a	n/a	n/a							
Unit 22																			
22A	Hunting/Trapping		6	6	0	0	0	n/a	n/a	n/a	n/a	n/a	n/a	n/a	0.00	0.00	0.00	n/a	n/a
22B	Hunting/Trapping		5	3	0	2	0	n/a	n/a	n/a	n/a	n/a	n/a	n/a	0.00	n/a	0.00	n/a	n/a
22C	Hunting/Trapping		1	1	0	0	0	n/a	n/a	n/a	n/a	n/a	n/a	n/a	0.00	0.00	0.00	n/a	n/a
22	**TOTAL UNIT**		12	10	0	2	0	n/a	n/a	n/a	n/a	n/a							
Unit 23																			
23	Hunting/Trapping		6	4	1	1	0	n/a	n/a	n/a	n/a	n/a	n/a	n/a	n/a	n/a	0.00	n/a	n/a
23	**TOTAL UNIT**		6	4	1	1	0	n/a	n/a	n/a	n/a	n/a							
Unit 24																			
24	Hunting/Trapping		29	20	7	0	2	n/a	n/a	n/a	n/a	n/a	n/a	n/a	n/a	0.00	n/a	n/a	n/a
24	**TOTAL UNIT**		29	20	7	0	2	n/a	n/a	n/a	n/a	n/a							
Unit 25																			
25A	Hunting/Trapping		25	22	3	0	0	n/a	n/a	n/a	n/a	n/a	n/a	n/a	n/a	0.00	0.00	n/a	n/a
25B	Hunting/Trapping		18	7	11	0	0	n/a	n/a	n/a	n/a	n/a	n/a	n/a	n/a	0.00	0.00	n/a	n/a
25C	Hunting/Trapping		3	1	2	0	0	n/a	n/a	n/a	n/a	n/a	n/a	n/a	n/a	0.00	0.00	n/a	n/a
25D	Hunting/Trapping		9	5	4	0	0	n/a	n/a	n/a	n/a	n/a	n/a	n/a	n/a	0.00	0.00	n/a	n/a
25	**TOTAL UNIT**		55	35	20	0	0	n/a	n/a	n/a	n/a	n/a							
Unit 26																			
26A	Hunting/Trapping		16	11	1	4	0	n/a	n/a	n/a	n/a	n/a	n/a	n/a	n/a	n/a	0.00	n/a	n/a
26B	Hunting/Trapping		8	2	5	1	0	n/a	n/a	n/a	n/a	n/a	n/a	n/a	n/a	n/a	0.00	n/a	n/a
26	**TOTAL UNIT**		24	13	6	5	0	n/a	n/a	n/a	n/a	n/a							
TOTAL STATEWIDE			551	284	230	13	24	n/a	n/a	n/a	n/a	n/a							



1994-95 HARVEST INFORMATION BY UNIT/SUBUNIT: UNIT 01

SPECIES	TYPE	HUNT	TOTAL HARVEST	SEX MALE	SEX FEMALE	SEX UNKNOWN	UNREPORTED ILLEGAL	AVERAGE HORN LGTH / ANTLER WIDTH	COMMENTS
Unit/Subunit 01A									
BEAVER	Trapping		19	0	0	19	n/a		
BLACK BEAR	DLP		2	2	0	0	1		Illegal kill = 1 female
BLACK BEAR	General Season		46	36	10	0	0		
BLACK BEAR	**TOTAL SUBUNIT**		48	38	10	0	1		
BROWN BEAR	Registration	RB062	5	3	2	0	0		
BROWN BEAR	Registration	RB072	3	1	2	0	0		
BROWN BEAR	**TOTAL SUBUNIT**		8	4	4	0	0		
DEER	General Season		912	877	35	0	n/a		Data estimated from hunter surveys
LYNX	Hunting/Trapping		1	0	0	1	n/a		
MARTEN	Trapping		143	94	49	0	n/a		
MOOSE	Registration	RM022	6	6	0	0	0	35.0	
MOOSE	Federal	RM031	0	0	0	0	n/a	0.00	
MOOSE	**TOTAL SUBUNIT**		6	6	0	0	n/a		
MT. GOAT	Registration	RG001	20	11	9	0		n/a	
MT. GOAT	Registration	RG002	0	0	0	0	0	0.00	
MT. GOAT	**TOTAL SUBUNIT**		20	11	9	0	0		
OTTER	Trapping		129	66	63	0	n/a		
WOLF	Hunting/Trapping		40	22	18	0	n/a		
WOLVERINE	Hunting/Trapping		5	5	0	0	n/a		
Unit/Subunit 01B									
BEAVER	Trapping		2	0	0	2	n/a		
BLACK BEAR	General Season		12	8	4	0	n/a		
BROWN BEAR	Registration	RB062	2	2	0	0	0		
BROWN BEAR	Registration	RB072	3	3	0	0	0		
BROWN BEAR	**TOTAL SUBUNIT**		5	5	0	0	0		
DEER	General Season		184	184	0	0	n/a		Data estimated from hunter surveys
LYNX	Hunting/Trapping		0	0	0	0	n/a		
MARTEN	Trapping		80	59	21	0	n/a		
MOOSE	Federal	RM031	3	3	0	0	n/a	n/a	
MOOSE	Registration	RM035	11	11	0	0	n/a	n/a	
MOOSE	**TOTAL SUBUNIT**		14	14	0	0	n/a		
MT. GOAT	Registration	RG001	6	1	5	0	n/a	n/a	
MT. GOAT	Registration	RG004	28	19	9	0	n/a	n/a	
MT. GOAT	**TOTAL SUBUNIT**		34	20	14	0	n/a		
OTTER	Trapping		26	14	12	0	n/a		
WOLF	Hunting/Trapping		16	10	6	0	n/a		
WOLVERINE	Hunting/Trapping		8	8	0	0	n/a		
Unit/Subunit 01C									
BEAVER	Trapping		10	0	0	10	n/a		
BLACK BEAR	General Season		55	51	4	0	n/a		
BLACK BEAR	Other Mortality		2	1	1	0	0		Road kill = 1 female, natural/unknown mortality = 1 male
BLACK BEAR	**TOTAL SUBUNIT**		57	52	5	0	0		
BROWN BEAR	Registration	RB062	1	0	1	0	n/a		
BROWN BEAR	Registration	RB072	2	2	0	0	n/a		
BROWN BEAR	**TOTAL SUBUNIT**		3	2	1	0	n/a		

1994-95 HARVEST INFORMATION BY UNIT/SUBUNIT: UNIT 01

SPECIES	TYPE	HUNT	TOTAL HARVEST	SEX MALE	SEX FEMALE	SEX UNKNOWN	UNREPORTED ILLEGAL	AVERAGE HORN LGTH./ ANTLER WIDTH	COMMENTS
Unit/Subunit 01C									
DEER	General Season		659	427	232	0	n/a		Data estimated from hunter surveys
LYNX	Hunting/Trapping		1	0	1	0	n/a		
MARTEN	Trapping		190	130	57	3	n/a		
MOOSE	Drawing	DM041	8	8	0	0	n/a	n/a	
MOOSE	Drawing	DM042	6	0	6	0	n/a	n/a	
MOOSE	Registration	RM046	45	45	0	0	n/a	n/a	
MOOSE	**TOTAL SUBUNIT**		59	53	6	0	n/a		
MT. GOAT	Registration	RG012/13	42	36	6	0	n/a	n/a	Data for RG012 and RG013 are combined
OTTER	Trapping		30	16	9	5	n/a		
WOLF	Hunting/Trapping		7	4	1	2	n/a		
WOLVERINE	Hunting/Trapping		9	6	3	0	n/a		
Unit/Subunit 01D									
BLACK BEAR	General Season		20	16	4	0	n/a		
BROWN BEAR	DLP		3	2	1	0	0		
BROWN BEAR	Registration	RB062	6	1	5	0	n/a		1 hunter took a bear without a permit
BROWN BEAR	Registration	RB072	9	7	2	0	n/a		
BROWN BEAR	**TOTAL SUBUNIT**		18	10	8	0	n/a		
LYNX	Hunting/Trapping		0	0	0	0	n/a		
MARTEN	Trapping		151	120	31	0	n/a		
MOOSE	Federal	RM031	0	0	0	0	n/a	0.00	
MOOSE	Tier II	TM059	17	17	0	0	1	47.4	One moose killed and abandoned because it was not legal; this moose shown as unreported, and was male. The hunter is an unknown resident
MOOSE	**TOTAL SUBUNIT**		17	17	0	0	1		
MT. GOAT	Registration	RG025/26	25	12	12	1	n/a	n/a	Data for RG025 and RG026 are combined
OTTER	Trapping		2	1	1	0	n/a		
WOLF	Hunting/Trapping		2	1	1	0	n/a		
WOLVERINE	Hunting/Trapping		4	3	1	0	n/a		

1994-95 HARVEST INFORMATION BY UNIT/SUBUNIT: UNIT 01

SPECIES	TYPE	TOTAL HARVEST	SEX MALE	SEX FEMALE	SEX UNKNOWN	UNREPORTED ILLEGAL
UNIT 01 TOTALS FOR SPECIES AND HUNT TYPE						
BEAVER	Trapping	31	0	0	31	n/a
BLACK BEAR	DLP	2	2	0	0	1
BLACK BEAR	General Season	133	111	22	0	n/a
BLACK BEAR	Other Mortality	2	1	1	0	0
BROWN BEAR	DLP	3	2	1	0	0
BROWN BEAR	Registration	31	19	12	0	0
DEER	General Season	1755	1488	267	0	n/a
LYNX	Hunting/Trapping	2	0	1	1	n/a
MARTEN	Trapping	564	403	158	3	n/a
MOOSE	Drawing	14	8	6	0	n/a
MOOSE	Federal	3	3	0	0	n/a
MOOSE	Registration	62	62	0	0	n/a
MOOSE	Tier II	17	17	0	0	1
MT. GOAT	Registration	121	79	41	1	n/a
OTTER	Trapping	187	97	85	5	n/a
WOLF	Hunting/Trapping	65	37	26	2	n/a
WOLVERINE	Hunting/Trapping	26	22	4	0	n/a
UNIT 01 TOTALS						
BEAVER	**TOTAL UNIT**	31	0	0	31	n/a
BLACK BEAR	**TOTAL UNIT**	137	114	23	0	1
BROWN BEAR	**TOTAL UNIT**	34	21	13	0	0
DEER	**TOTAL UNIT**	1755	1488	267	0	0
LYNX	**TOTAL UNIT**	2	0	1	1	n/a
MARTEN	**TOTAL UNIT**	564	403	158	3	n/a
MOOSE	**TOTAL UNIT**	96	90	6	0	1
MT. GOAT	**TOTAL UNIT**	121	79	41	1	0
OTTER	**TOTAL UNIT**	187	97	85	5	n/a
WOLF	**TOTAL UNIT**	65	37	26	2	n/a
WOLVERINE	**TOTAL UNIT**	26	22	4	0	n/a

1994-95 HARVEST INFORMATION BY UNIT/SUBUNIT: UNIT 02

SPECIES	TYPE	HUNT	TOTAL HARVEST	SEX MALE	SEX FEMALE	SEX UNKNOWN	UNREPORTED ILLEGAL	AVERAGE HORN LGTH./ ANTLER WIDTH	COMMENTS
Unit/Subunit 02									
BEAVER	Trapping		161	0	0	161	n/a		
BLACK BEAR	DLP		2	2	0	0	1		Illegal kill = 1 female
BLACK BEAR	General Season		235	177	54	4	0		
DEER	General Season		2824	2762	62	0	n/a		Data estimated from hunter surveys
LYNX	Hunting/Trapping		0	0	0	0	n/a		
MARTEN	Trapping		1043	669	369	5	n/a		
OTTER	Trapping		232	144	85	3	n/a		
WOLF	Hunting/Trapping		86	51	32	3	n/a		
WOLVERINE	Hunting/Trapping		n/a	n/a	n/a	n/a	n/a		
UNIT 02 TOTALS FOR SPECIES AND HUNT TYPE									
BEAVER	Trapping		161	0	0	161	n/a		
BLACK BEAR	DLP		2	2	0	0	1		
BLACK BEAR	General Season		235	177	54	4	0		
DEER	General Season		2824	2762	62	0	n/a		
LYNX	Hunting/Trapping		0	0	0	0	n/a		
MARTEN	Trapping		1043	669	369	5	n/a		
OTTER	Trapping		232	144	85	3	n/a		
WOLF	Hunting/Trapping		86	51	32	3	n/a		
WOLVERINE	Hunting/Trapping		n/a	n/a	n/a	n/a	n/a		
UNIT 02 TOTALS									
BEAVER	**TOTAL UNIT**		161	0	0	161	n/a		
BLACK BEAR	**TOTAL UNIT**		237	179	54	4	1		
DEER	**TOTAL UNIT**		2824	2762	62	0	0		
LYNX	**TOTAL UNIT**		0	0	0	0	n/a		
MARTEN	**TOTAL UNIT**		1043	669	369	5	n/a		
OTTER	**TOTAL UNIT**		232	144	85	3	n/a		
WOLF	**TOTAL UNIT**		86	51	32	3	n/a		
WOLVERINE	**TOTAL UNIT**		n/a	n/a	n/a	n/a	n/a		

1994-95 HARVEST INFORMATION BY UNIT/SUBUNIT: UNIT 03

SPECIES	TYPE	HUNT	TOTAL HARVEST	SEX			UNREPORTED ILLEGAL	AVERAGE HORN LGTH./ ANTLER WIDTH	COMMENTS
				MALE	FEMALE	UNKNOWN			
Unit/Subunit 03									
BEAVER	Trapping		25	0	0	25	n/a		
BLACK BEAR	DLP		2	2	0	0	0		
BLACK BEAR	General Season		214	171	43	0	0		
BLACK BEAR	Other Mortality		1	1	0	0	0		Road kill
BROWN BEAR	Other Mortality		1	1	0	0	n/a		
DEER	General Season		690	690	0	0	n/a		Data estimated from hunter surveys
DEER	Registration	RD606	160	160	0	0	n/a		
LYNX	Hunting/Trapping		0	0	0	0	n/a		
MARTEN	Trapping		101	69	23	9	n/a		
MOOSE	Registration	RM035	19	19	0	0	n/a	n/a	
OTTER	Trapping		56	33	19	4	n/a		
WOLF	Hunting/Trapping		54	31	23	0	n/a		
WOLVERINE	Hunting/Trapping		1	1	0	0	n/a		
UNIT 03 TOTALS FOR SPECIES AND HUNT TYPE									
BEAVER	Trapping		25	0	0	25	n/a		
BLACK BEAR	DLP		2	2	0	0	0		
BLACK BEAR	General Season		214	171	43	0	0		
BLACK BEAR	Other Mortality		1	1	0	0	0		
BROWN BEAR	Other Mortality		1	1	0	0	n/a		
DEER	General Season		690	690	0	0	n/a		
DEER	Registration		160	160	0	0	n/a		
LYNX	Hunting/Trapping		0	0	0	0	n/a		
MARTEN	Trapping		101	69	23	9	n/a		
MOOSE	Registration		19	19	0	0	n/a		
OTTER	Trapping		56	33	19	4	n/a		
WOLF	Hunting/Trapping		54	31	23	0	n/a		
WOLVERINE	Hunting/Trapping		1	1	0	0	n/a		
UNIT 03 TOTALS									
BEAVER	**TOTAL UNIT**		25	0	0	25	n/a		
BLACK BEAR	**TOTAL UNIT**		217	174	43	0	0		
BROWN BEAR	**TOTAL UNIT**		1	1	0	0	0		
DEER	**TOTAL UNIT**		850	850	0	0	0		
LYNX	**TOTAL UNIT**		0	0	0	0	n/a		
MARTEN	**TOTAL UNIT**		101	69	23	9	n/a		
MOOSE	**TOTAL UNIT**		19	19	0	0	0		
OTTER	**TOTAL UNIT**		56	33	19	4	n/a		
WOLF	**TOTAL UNIT**		54	31	23	0	n/a		
WOLVERINE	**TOTAL UNIT**		1	1	0	0	n/a		

1994-95 HARVEST INFORMATION BY UNIT/SUBUNIT: UNIT 04

SPECIES	TYPE	HUNT	TOTAL HARVEST	SEX			UNREPORTED ILLEGAL	AVERAGE HORN LGTH./ ANTLER WIDTH	COMMENTS
				MALE	FEMALE	UNKNOWN			
Unit/Subunit 04									
BEAVER	Trapping		8	0	0	8	n/a		
BROWN BEAR	DLP		7	4	3	0	0		
BROWN BEAR	Registration	RB077	19	11	8	0	n/a		
BROWN BEAR	Registration	RB088	16	13	3	0	n/a		
BROWN BEAR	Registration	RB089	76	59	17	0	n/a		
DEER	General Season		10836	7358	3478	0	n/a		Data estimated from hunter surveys
MARTEN	Trapping		241	171	60	10	n/a		
MT. GOAT	Registration	RG150	52	32	20	0	n/a	n/a	
OTTER	Trapping		82	32	36	14	n/a		
UNIT 04 TOTALS FOR SPECIES AND HUNT TYPE									
BEAVER	Trapping		8	0	0	8	n/a		
BROWN BEAR	DLP		7	4	3	0	0		
BROWN BEAR	Registration		111	83	28	0	n/a		
DEER	General Season		10836	7358	3478	0	n/a		
MARTEN	Trapping		241	171	60	10	n/a		
MT. GOAT	Registration		52	32	20	0	n/a		
OTTER	Trapping		82	32	36	14	n/a		
UNIT 04 TOTALS									
BEAVER	**TOTAL UNIT**		8	0	0	8	n/a		
BROWN BEAR	**TOTAL UNIT**		118	87	31	0	0		
DEER	**TOTAL UNIT**		10836	7358	3478	0	0		
MARTEN	**TOTAL UNIT**		241	171	60	10	n/a		
MT. GOAT	**TOTAL UNIT**		52	32	20	0	0		
OTTER	**TOTAL UNIT**		82	32	36	14	n/a		

1994-95 HARVEST INFORMATION BY UNIT/SUBUNIT: UNIT 05

SPECIES	TYPE	HUNT	TOTAL HARVEST	SEX			UNREPORTED ILLEGAL	AVERAGE HORN LGTH / ANTLER WIDTH	COMMENTS
				MALE	FEMALE	UNKNOWN			
Unit/Subunit 05A									
BEAVER	Trapping		0	0	0	0	n/a		
BLACK BEAR	General Season		14	14	0	0	n/a		
BROWN BEAR	General Season		21	16	5	0	n/a		
DEER	General Season		5	5	0	0	n/a		
LYNX	Hunting/Trapping		5	3	2	0	n/a		
MARTEN	Trapping		290	172	118	0	n/a		Transport data reflects animals taken, not number of trappers
MOOSE	Registration	RM061	61	60	1	0	n/a	n/a	
MOOSE	Federal	RM902	1	0	1	0	n/a	n/a	
MOOSE	**TOTAL SUBUNIT**		62	60	2	0	n/a		
MT. GOAT	Registration	RG170	12	6	6	0	n/a	n/a	
OTTER	Trapping		4	2	2	0	n/a		One otter was a road kill
WOLF	Hunting/Trapping		18	12	3	3	n/a		
WOLVERINE	Hunting/Trapping		9	5	4	0	n/a		
Unit/Subunit 05B									
BEAVER	Trapping		0	0	0	0	n/a		
BLACK BEAR	General Season		0	0	0	0	n/a		
BROWN BEAR	General Season		7	6	1	0	n/a		
LYNX	Hunting/Trapping		0	0	0	0	n/a		
MARTEN	Trapping		0	0	0	0	n/a		
MOOSE	Registration	RM062	7	7	0	0	n/a	n/a	
MT. GOAT	Registration	RG170	0	0	0	0	n/a	0.00	Hunt held; no effort in GMU 5B
OTTER	Trapping		0	0	0	0	n/a		
WOLF	Hunting/Trapping		1	1	0	0	n/a		
WOLVERINE	Hunting/Trapping		0	0	0	0	n/a		

1994-95 HARVEST INFORMATION BY UNIT/SUBUNIT: UNIT 05

SPECIES	TYPE	TOTAL HARVEST	SEX MALE	SEX FEMALE	SEX UNKNOWN	UNREPORTED ILLEGAL
UNIT 05 TOTALS FOR SPECIES AND HUNT TYPE						
BEAVER	Trapping	0	0	0	0	n/a
BLACK BEAR	General Season	14	14	0	0	n/a
BROWN BEAR	General Season	28	22	6	0	n/a
DEER	General Season	5	5	0	0	n/a
LYNX	Hunting/Trapping	5	3	2	0	n/a
MARTEN	Trapping	290	172	118	0	n/a
MOOSE	Federal	1	0	1	0	n/a
MOOSE	Registration	68	67	1	0	n/a
MT. GOAT	Registration	12	6	6	0	n/a
OTTER	Trapping	4	2	2	0	n/a
WOLF	Hunting/Trapping	19	13	3	3	n/a
WOLVERINE	Hunting/Trapping	9	5	4	0	n/a
UNIT 05 TOTALS						
BEAVER	**TOTAL UNIT**	0	0	0	0	n/a
BLACK BEAR	**TOTAL UNIT**	14	14	0	0	0
BROWN BEAR	**TOTAL UNIT**	28	22	6	0	0
DEER	**TOTAL UNIT**	5	5	0	0	0
LYNX	**TOTAL UNIT**	5	3	2	0	n/a
MARTEN	**TOTAL UNIT**	290	172	118	0	n/a
MOOSE	**TOTAL UNIT**	69	67	2	0	0
MT. GOAT	**TOTAL UNIT**	12	6	6	0	0
OTTER	**TOTAL UNIT**	4	2	2	0	n/a
WOLF	**TOTAL UNIT**	19	13	3	3	n/a
WOLVERINE	**TOTAL UNIT**	9	5	4	0	n/a

1994-95 HARVEST INFORMATION BY UNIT/SUBUNIT: UNIT 06

SPECIES	TYPE	HUNT	TOTAL HARVEST	SEX MALE	SEX FEMALE	SEX UNKNOWN	UNREPORTED ILLEGAL	AVERAGE HORN LGTH./ ANTLER WIDTH	COMMENTS
Unit/Subunit 06A									
BEAVER	Trapping		0	0	0	0	0		
BLACK BEAR	General Season		16	12	4	0	5		
BROWN BEAR	DLP		2	0	2	0	0		
BROWN BEAR	General Season		8	5	2	1	1		
BROWN BEAR	**TOTAL SUBUNIT**		10	5	4	1	1		
DEER	General Season		0	0	0	0	0		No reported harvest or effort
MARTEN	Trapping		n/a	n/a	n/a	n/a	n/a		There are no marten sealing requirements in GMU 6
MOOSE	General Season		39	29	9	1	3	55.1	
MOOSE	Registration	RM160	25	25	0	0	2	49.4	
MOOSE	Drawing	DM162	5	0	5	0	0	n/a	
MOOSE	**TOTAL SUBUNIT**		69	54	14	1	5		
MT. GOAT	Registration	RG202	2	2	0	0	1	9.0	
MT. GOAT	Registration	RG204	4	3	1	0	1	9.1	
MT. GOAT	Registration	RG206	1	0	1	0	1	8.2	
MT. GOAT	**TOTAL SUBUNIT**		7	5	2	0	3		
OTTER	Trapping		0	0	0	0	0		
WOLF	Hunting/Trapping		0	0	0	0	0		
WOLVERINE	Hunting/Trapping		0	0	0	0	0		
Unit/Subunit 06B									
BEAVER	Trapping		0	0	0	0	0		
BLACK BEAR	General Season		7	5	2	0	3		
BROWN BEAR	General Season		5	4	1	0	1		
DEER	General Season		0	0	0	0	0		No reported harvest or effort
MARTEN	Trapping		n/a	n/a	n/a	n/a	n/a		There are no marten sealing requirements in GMU 6
MOOSE	Registration	RM164	32	32	0	0	1	50.4	
MOOSE	Drawing	DM166	12	0	12	0	0	n/a	
MOOSE	**TOTAL SUBUNIT**		44	32	12	0	1		
MT. GOAT	Registration	RG226	6	6	0	0	1	9.0	
OTTER	Trapping		0	0	0	0	0		
WOLF	Hunting/Trapping		0	0	0	0	0		
WOLVERINE	Hunting/Trapping		0	0	0	0	0		
Unit/Subunit 06C									
BEAVER	Trapping		46	0	0	46	0		
BLACK BEAR	General Season		15	14	1	0	4		
BROWN BEAR	General Season		6	3	3	0	1		
DEER	General Season		5	5	0	0	n/a		Data estimated from hunter surveys
MARTEN	Trapping		n/a	n/a	n/a	n/a	n/a		There are no marten sealing requirements in GMU 6
MOOSE	Drawing	DM167	20	20	0	0	2	49.8	
MOOSE	Drawing	DM168	15	0	15	0	0	n/a	
MOOSE	**TOTAL SUBUNIT**		35	20	15	0	2		
OTTER	Trapping		15	11	2	2	2		
WOLF	Hunting/Trapping		0	0	0	0	2		
WOLVERINE	Hunting/Trapping		9	4	5	0	1		

1994-95 HARVEST INFORMATION BY UNIT/SUBUNIT: UNIT 06

SPECIES	TYPE	HUNT	TOTAL HARVEST	SEX MALE	SEX FEMALE	SEX UNKNOWN	UNREPORTED ILLEGAL	AVERAGE HORN LGTH./ ANTLER WIDTH	COMMENTS
Unit/Subunit 06D									
BEAVER	Trapping		0	0	0	0	0		
BLACK BEAR	General Season		167	138	26	3	0		
BROWN BEAR	DLP		3	0	1	2	1		Illegal = 1 male
BROWN BEAR	General Season		6	4	2	0	4		
BROWN BEAR	**TOTAL SUBUNIT**		9	4	3	2	5		
DEER	General Season		2682	1706	976	0	n/a		Data estimated from hunter surveys Correct transportation data not available
MARTEN	Trapping		n/a	n/a	n/a	n/a	n/a		There are no marten sealing requirements in GMU 6
MOOSE	General Season		1	1	0	0	0	26.0	
MT. GOAT	Federal	RG221	3	0	3	0	n/a	n/a	
MT. GOAT	Registration	RG242	5	5	0	0	1	9.0	
MT. GOAT	Registration	RG249	15	10	5	0	2	8.7	
MT. GOAT	Registration	RG252	5	2	3	0	1	12.8	
MT. GOAT	Registration	RG266	15	9	6	0	2	8.8	
MT. GOAT	**TOTAL SUBUNIT**		43	26	17	0	6		
OTTER	Trapping		63	40	22	1	4		
WOLF	Hunting/Trapping		0	0	0	0	0		
WOLVERINE	Hunting/Trapping		10	3	7	0	2		

1994-95 HARVEST INFORMATION BY UNIT/SUBUNIT: UNIT 06

SPECIES	TYPE	TOTAL HARVEST	SEX MALE	SEX FEMALE	SEX UNKNOWN	UNREPORTED ILLEGAL
UNIT 06 TOTALS FOR SPECIES AND HUNT TYPE						
BEAVER	Trapping	46	0	0	46	0
BLACK BEAR	General Season	205	169	33	3	12
BROWN BEAR	DLP	5	0	3	2	1
BROWN BEAR	General Season	25	16	8	1	7
DEER	General Season	2687	1711	976	0	n/a
MARTEN	Trapping	n/a	n/a	n/a	n/a	n/a
MOOSE	Drawing	52	20	32	0	2
MOOSE	General Season	40	30	9	1	3
MOOSE	Registration	57	57	0	0	3
MT. GOAT	Federal	3	0	3	0	n/a
MT. GOAT	Registration	53	37	16	0	10
OTTER	Trapping	78	51	24	3	6
WOLF	Hunting/Trapping	0	0	0	0	2
WOLVERINE	Hunting/Trapping	19	7	12	0	3
UNIT 06 TOTALS						
BEAVER	**TOTAL UNIT**	46	0	0	46	n/a
BLACK BEAR	**TOTAL UNIT**	205	169	33	3	12
BROWN BEAR	**TOTAL UNIT**	30	16	11	3	8
DEER	**TOTAL UNIT**	2687	1711	976	0	0
MARTEN	**TOTAL UNIT**	n/a	n/a	n/a	n/a	n/a
MOOSE	**TOTAL UNIT**	149	107	41	1	8
MT. GOAT	**TOTAL UNIT**	56	37	19	0	10
OTTER	**TOTAL UNIT**	78	51	24	3	6
WOLF	**TOTAL UNIT**	0	0	0	0	2
WOLVERINE	**TOTAL UNIT**	19	7	12	0	3

1994-95 HARVEST INFORMATION BY UNIT/SUBUNIT: UNIT 07

SPECIES	TYPE	HUNT	TOTAL HARVEST	SEX			UNREPORTED ILLEGAL	AVERAGE HORN LGTH./ ANTLER WIDTH	COMMENTS
				MALE	FEMALE	UNKNOWN			
Unit/Subunit 07									
BEAVER	Trapping		56	0	0	56	n/a		
BLACK BEAR	General Season		84	60	24	0	0		
BLACK BEAR	Other Mortality		2	1	1	0	0		Road kills
BROWN BEAR	DLP		1	1	0	0	0		
BROWN BEAR	General Season		3	1	2	0	n/a		
CARIBOU	Drawing	DC001	28	17	11	0	n/a		Also see the Kenai Mtns Herd Summary
MARTEN	Trapping		110	72	36	2	n/a		
MOOSE	General Season		56	55	0	1	n/a	34.1	
MOOSE	Drawing	DM210	8	8	0	0	n/a	29.2	
MOOSE	Drawing	DM211	4	0	4	0	n/a	n/a	
MT. GOAT	Drawing	DG331	0	0	0	0	n/a	0.00	
MT. GOAT	Drawing	DG333	1	0	1	0	n/a	8.2	
MT. GOAT	Registration	RG333	2	2	0	0	n/a	7.6	
MT. GOAT	**TOTAL HUNT**	G333	3	2	1	0	n/a		
MT. GOAT	Drawing	DG334	3	3	0	0	n/a	7.8	
MT. GOAT	Drawing	DG335	4	4	0	0	n/a	8.7	
MT. GOAT	Drawing	DG336	1	1	0	0	n/a	9.6	
MT. GOAT	Registration	RG336	3	3	0	0	n/a	9.3	
MT. GOAT	**TOTAL HUNT**	G336	4	4	0	0	n/a		
MT. GOAT	Drawing	DG337	0	0	0	0	n/a	0.00	
MT. GOAT	Drawing	DG338	0	0	0	0	n/a	0.00	
MT. GOAT	Drawing	DG339	3	2	1	0	n/a	7.9	
MT. GOAT	Drawing	DG340	2	1	1	0	n/a	7.9	
MT. GOAT	Registration	RG340	0	0	0	0	n/a	0.00	Hunt was held, no effort
MT. GOAT	**TOTAL HUNT**	G340	2	1	1	0	n/a		
MT. GOAT	Drawing	DG341	1	0	1	0	n/a	n/a	
MT. GOAT	Drawing	DG342	5	2	3	0	n/a	8.6	
MT. GOAT	Drawing	DG343	5	4	1	0	n/a	9.0	
MT. GOAT	Drawing	DG344	0	0	0	0	n/a	0.00	
MT. GOAT	Registration	RG344	3	3	0	0	n/a	9.0	
MT. GOAT	**TOTAL HUNT**	G344	3	3	0	0	n/a		
MT. GOAT	Drawing	DG345	4	1	3	0	n/a	8.8	
MT. GOAT	Registration	RG345	4	3	0	1	n/a	8.9	
MT. GOAT	**TOTAL HUNT**	G345	8	4	3	1	n/a		
MT. GOAT	Drawing	DG346	9	8	1	0	n/a	8.6	
MT. GOAT	Registration	RG346	12	9	3	0	n/a	9.1	
MT. GOAT	**TOTAL HUNT**	G346	21	17	4	0	n/a		
MT. GOAT	Drawing	DG347	5	3	2	0	n/a	8.9	
MT. GOAT	Registration	RG347	4	1	3	0	n/a	8.4	
MT. GOAT	**TOTAL HUNT**	G347	9	4	5	0	n/a		
MT. GOAT	Registration	RG352	6	6	0	0	n/a	9.6	
MT. GOAT	Tier II	TG352	3	2	1	0	n/a	8.4	
MT. GOAT	**TOTAL HUNT**	G352	9	8	1	0	n/a		
OTTER	Trapping		5	3	2	0	n/a		
SHEEP	General Season		4	4	0	0	n/a	35.3	
WOLF	Hunting/Trapping		7	3	4	0	n/a		
WOLVERINE	Hunting/Trapping		13	7	4	2	n/a		

1994-95 HARVEST INFORMATION BY UNIT/SUBUNIT: UNIT 07

SPECIES	TYPE	TOTAL HARVEST	SEX MALE	SEX FEMALE	SEX UNKNOWN	UNREPORTED ILLEGAL
UNIT 07 TOTALS FOR SPECIES AND HUNT TYPE						
BEAVER	Trapping	56	0	0	56	n/a
BLACK BEAR	General Season	84	60	24	0	0
BLACK BEAR	Other Mortality	2	1	1	0	0
BROWN BEAR	DLP	1	1	0	0	0
BROWN BEAR	General Season	3	1	2	0	n/a
CARIBOU	Drawing	28	17	11	0	n/a
MARTEN	Trapping	110	72	36	2	n/a
MOOSE	Drawing	12	8	4	0	n/a
MOOSE	General Season	56	55	0	1	n/a
MT. GOAT	Drawing	43	29	14	0	n/a
MT. GOAT	Registration	34	27	6	1	n/a
MT. GOAT	Tier II	3	2	1	0	n/a
OTTER	Trapping	5	3	2	0	n/a
SHEEP	General Season	4	4	0	0	n/a
WOLF	Hunting/Trapping	7	3	4	0	n/a
WOLVERINE	Hunting/Trapping	13	7	4	2	n/a
UNIT 07 TOTALS						
BEAVER	**TOTAL UNIT**	56	0	0	56	n/a
BLACK BEAR	**TOTAL UNIT**	86	61	25	0	0
BROWN BEAR	**TOTAL UNIT**	4	2	2	0	0
CARIBOU	**TOTAL UNIT**	28	17	11	0	n/a
MARTEN	**TOTAL UNIT**	110	72	36	2	n/a
MOOSE	**TOTAL UNIT**	68	63	4	1	0
MT. GOAT	**TOTAL UNIT**	80	58	21	1	0
OTTER	**TOTAL UNIT**	5	3	2	0	n/a
SHEEP	**TOTAL UNIT**	4	4	0	0	0
WOLF	**TOTAL UNIT**	7	3	4	0	n/a
WOLVERINE	**TOTAL UNIT**	13	7	4	2	n/a

1994-95 HARVEST INFORMATION BY UNIT/SUBUNIT: UNIT 08

SPECIES	TYPE	HUNT	TOTAL HARVEST	SEX			UNREPORTED ILLEGAL	AVERAGE HORN LGTH. / ANTLER WIDTH	COMMENTS
				MALE	FEMALE	UNKNOWN			
Unit/Subunit 08									
BEAVER	Trapping		29	0	0	29	n/a		
BROWN BEAR	DLP		15	5	10	0	5		Illegal kills = 4 males, 1 female
BROWN BEAR	Other Mortality		7	1	3	3	0		Natural/unknown mortalities
BROWN BEAR	Drawing	DB101	0	0	0	0	0		
BROWN BEAR	Drawing	DB102	0	0	0	0	0		
BROWN BEAR	Registration	RB103	1	1	0	0	0		
BROWN BEAR	Drawing	DB104	0	0	0	0	0		
BROWN BEAR	Drawing	DB105	2	2	0	0	0		
BROWN BEAR	Registration	RB106	1	0	1	0	0		
BROWN BEAR	Registration	RB107	1	0	1	0	0		
BROWN BEAR	Drawing	DB108	1	1	0	0	0		
BROWN BEAR	Registration	RB108	1	0	1	0	0		
BROWN BEAR	**TOTAL HUNT**	B108	2	1	1	0	0		
BROWN BEAR	Drawing	DB109	1	0	1	0	0		
BROWN BEAR	Drawing	DB110	1	1	0	0	0		
BROWN BEAR	Registration	RB110	0	0	0	0	0		
BROWN BEAR	**TOTAL HUNT**	B110	1	1	0	0	0		
BROWN BEAR	Drawing	DB111	2	2	0	0	0		
BROWN BEAR	Drawing	DB112	0	0	0	0	0		
BROWN BEAR	Drawing	DB113	2	1	1	0	0		
BROWN BEAR	Drawing	DB114	0	0	0	0	0		
BROWN BEAR	Drawing	DB115	1	1	0	0	0		
BROWN BEAR	Registration	RB115	1	1	0	0	0		
BROWN BEAR	**TOTAL HUNT**	B115	2	2	0	0	0		
BROWN BEAR	Drawing	DB117	2	2	0	0	0		
BROWN BEAR	Registration	RB118	1	0	1	0	0		
BROWN BEAR	Registration	RB119	1	0	1	0	0		
BROWN BEAR	Drawing	DB120	1	1	0	0	0		
BROWN BEAR	Registration	RB122	1	1	0	0	0		
BROWN BEAR	Registration	RB123	0	0	0	0	0		
BROWN BEAR	Drawing	DB124	2	2	0	0	0		
BROWN BEAR	Drawing	DB125	1	1	0	0	0		
BROWN BEAR	Registration	RB125	1	1	0	0	0		
BROWN BEAR	**TOTAL HUNT**	B125	2	2	0	0	0		
BROWN BEAR	Drawing	DB126	2	2	0	0	0		
BROWN BEAR	Drawing	DB127	0	0	0	0	0		
BROWN BEAR	Registration	RB127	0	0	0	0	0		
BROWN BEAR	**TOTAL HUNT**	B127	0	0	0	0	0		
BROWN BEAR	Drawing	DB128	0	0	0	0	0		
BROWN BEAR	Registration	RB129	1	0	1	0	0		
BROWN BEAR	Registration	RB131	0	0	0	0	0		
BROWN BEAR	Drawing	DB132	0	0	0	0	0		
BROWN BEAR	Drawing	DB133	3	3	0	0	0		
BROWN BEAR	Drawing	DB134	1	0	1	0	0		
BROWN BEAR	Registration	RB134	2	1	1	0	0		2 drawing hunt DB134 permits became available for registration hunt RB134: 1 drawing permit and 2 registration permits were issued. All permittees were successful
BROWN BEAR	**TOTAL HUNT**	B134	3	1	2	0	0		

1994-95 HARVEST INFORMATION BY UNIT/SUBUNIT: UNIT 08

SPECIES	TYPE	HUNT	TOTAL HARVEST	SEX			UNREPORTED ILLEGAL	AVERAGE HORN LGTH./ ANTLER WIDTH	COMMENTS
				MALE	FEMALE	UNKNOWN			
Unit/Subunit 08									
BROWN BEAR	Drawing	DB135	2	2	0	0	0		
BROWN BEAR	Registration	RB135	1	0	1	0	0		
BROWN BEAR	**TOTAL HUNT**	B135	3	2	1	0	0		
BROWN BEAR	Registration	RB136	2	1	1	0	0		
BROWN BEAR	Drawing	DB137	4	4	0	0	0		
BROWN BEAR	Drawing	DB138	1	1	0	0	0		
BROWN BEAR	Drawing	DB139	2	2	0	0	0		
BROWN BEAR	Registration	RB140	2	1	1	0	0		
BROWN BEAR	Drawing	DB141	2	2	0	0	0		
BROWN BEAR	Registration	RB141	0	0	0	0	0		
BROWN BEAR	**TOTAL HUNT**	B141	2	2	0	0	0		
BROWN BEAR	Registration	RB142	1	1	0	0	0		
BROWN BEAR	Drawing	DB143	2	2	0	0	0		
BROWN BEAR	Registration	RB143	1	1	0	0	0		
BROWN BEAR	**TOTAL HUNT**	B143	3	3	0	0	0		
BROWN BEAR	Drawing	DB144	0	0	0	0	0		
BROWN BEAR	Drawing	DB145	1	1	0	0	0		
BROWN BEAR	Registration	RB145	0	0	0	0	0		
BROWN BEAR	**TOTAL HUNT**	B145	1	1	0	0	0		
BROWN BEAR	Registration	RB146	0	0	0	0	0		
BROWN BEAR	Registration	RB147	2	2	0	0	0		
BROWN BEAR	Registration	RB148	2	2	0	0	0		
BROWN BEAR	Registration	RB149	3	2	1	0	0		No report from 1 successful hunter
BROWN BEAR	Registration	RB150	2	1	1	0	0		
BROWN BEAR	Drawing	DB151	0	0	0	0	0		
BROWN BEAR	Registration	RB151	1	1	0	0	0		
BROWN BEAR	**TOTAL HUNT**	B151	1	1	0	0	0		
BROWN BEAR	Drawing	DB152	3	3	0	0	0		
BROWN BEAR	Registration	RB152	1	1	0	0	0		
BROWN BEAR	**TOTAL HUNT**	B152	4	4	0	0	0		
BROWN BEAR	Drawing	DB153	0	0	0	0	0		
BROWN BEAR	Registration	RB153	0	0	0	0	0		
BROWN BEAR	**TOTAL HUNT**	B153	0	0	0	0	0		
BROWN BEAR	Drawing	DB154	3	3	0	0	0		
BROWN BEAR	Registration	RB155	4	2	2	0	0		
BROWN BEAR	Drawing	DB157	1	0	1	0	0		
BROWN BEAR	Registration	RB157	1	1	0	0	0		
BROWN BEAR	**TOTAL HUNT**	B157	2	1	1	0	0		
BROWN BEAR	Registration	RB158	2	2	0	0	0		
BROWN BEAR	Drawing	DB159	3	1	2	0	0		There were 6 permittees (including 2 alternates)
BROWN BEAR	Registration	RB159	2	1	1	0	0		The 2 unsuccessful hunters were drawing permit winners who cancelled and then changed their minds and hunted on registration permits
BROWN BEAR	**TOTAL HUNT**	B159	5	2	3	0	0		
BROWN BEAR	Drawing	DB201	1	0	1	0	0		
BROWN BEAR	Drawing	DB203	1	1	0	0	0		
BROWN BEAR	Drawing	DB204	1	0	1	0	0		

1994-95 HARVEST INFORMATION BY UNIT/SUBUNIT: UNIT 08

SPECIES	TYPE	HUNT	TOTAL HARVEST	SEX			UNREPORTED ILLEGAL	AVERAGE HORN LGTH./ ANTLER WIDTH	COMMENTS
				MALE	FEMALE	UNKNOWN			
Unit/Subunit 08									
BROWN BEAR	Drawing	DB205	1	1	0	0	0		
BROWN BEAR	Drawing	DB206	1	1	0	0	0		
BROWN BEAR	Drawing	DB207	1	1	0	0	0		
BROWN BEAR	Drawing	DB208	1	1	0	0	0		
BROWN BEAR	Drawing	DB209	0	0	0	0	0		
BROWN BEAR	Drawing	DB210	0	0	0	0	0		
BROWN BEAR	Drawing	DB211	1	1	0	0	0		
BROWN BEAR	Drawing	DB212	0	0	0	0	0		
BROWN BEAR	Drawing	DB213	3	1	2	0	0		
BROWN BEAR	Drawing	DB214	2	1	1	0	0		
BROWN BEAR	Drawing	DB215	3	2	1	0	0		
BROWN BEAR	Drawing	DB216	1	1	0	0	0		
BROWN BEAR	Drawing	DB217	0	0	0	0	0		
BROWN BEAR	Drawing	DB218	0	0	0	0	0		
BROWN BEAR	Drawing	DB219	1	1	0	0	0		
BROWN BEAR	Drawing	DB220	1	1	0	0	0		
BROWN BEAR	Drawing	DB221	1	1	0	0	0		
BROWN BEAR	Drawing	DB222	1	1	0	0	0		
BROWN BEAR	Drawing	DB223	1	1	0	0	0		
BROWN BEAR	Drawing	DB224	0	0	0	0	0		
BROWN BEAR	Drawing	DB225	1	1	0	0	0		
BROWN BEAR	Drawing	DB226	0	0	0	0	0		
BROWN BEAR	Drawing	DB227	0	0	0	0	0		
BROWN BEAR	Drawing	DB228	1	1	0	0	0		
BROWN BEAR	Drawing	DB229	2	1	1	0	0		
BROWN BEAR	Registration	RB230	3	3	0	0	0		1 successful hunter did not have a permit
BROWN BEAR	Drawing	DB231	3	1	2	0	0		
BROWN BEAR	Drawing	DB232	1	0	1	0	0		
BROWN BEAR	Drawing	DB233	3	3	0	0	0		
BROWN BEAR	Drawing	DB234	1	0	1	0	0		
BROWN BEAR	Drawing	DB235	1	1	0	0	0		
BROWN BEAR	Drawing	DB236	2	2	0	0	0		
BROWN BEAR	Drawing	DB237	0	0	0	0	0		
BROWN BEAR	Drawing	DB238	3	1	2	0	0		
BROWN BEAR	Drawing	DB239	1	1	0	0	0		
BROWN BEAR	Drawing	DB240	0	0	0	0	0		
BROWN BEAR	Drawing	DB241	3	1	2	0	0		
BROWN BEAR	Drawing	DB242	3	0	3	0	0		
BROWN BEAR	Drawing	DB243	2	1	1	0	0		
BROWN BEAR	Drawing	DB244	1	1	0	0	0		
BROWN BEAR	Drawing	DB245	1	0	1	0	0		
BROWN BEAR	Drawing	DB246	2	2	0	0	0		
BROWN BEAR	Drawing	DB247	1	1	0	0	0		
BROWN BEAR	Drawing	DB248	3	2	1	0	0		
BROWN BEAR	Drawing	DB249	0	0	0	0	0		
BROWN BEAR	Drawing	DB250	0	0	0	0	0		
BROWN BEAR	Drawing	DB251	0	0	0	0	0		
BROWN BEAR	Drawing	DB254	0	0	0	0	0		
BROWN BEAR	Drawing	DB255	1	1	0	0	0		

1994-95 HARVEST INFORMATION BY UNIT/SUBUNIT: UNIT 08

SPECIES	TYPE	HUNT	TOTAL HARVEST	SEX			UNREPORTED ILLEGAL	AVERAGE HORN LGTH./ ANTLER WIDTH	COMMENTS
				MALE	FEMALE	UNKNOWN			
Unit/Subunit 08									
BROWN BEAR	Drawing	DB256	0	0	0	0	0		
BROWN BEAR	Drawing	DB257	2	0	2	0	0		
BROWN BEAR	Drawing	DB258	0	0	0	0	0		
BROWN BEAR	Drawing	DB259	4	1	3	0	0		
BROWN BEAR	Registration	RB260	3	2	1	0	0		
CARIBOU	General Season		7	1	6	0	n/a		"Caribou" on Kodiak Island are feral reindeer
DEER	General Season		10400	8270	2130	0	n/a		Data estimated from hunter surveys
ELK	Drawing	DE702	3	2	1	0	n/a		
ELK	Drawing	DE703	3	3	0	0	n/a		
ELK	Drawing	DE704	2	2	0	0	n/a		
ELK	Drawing	DE705	2	1	1	0	n/a		
ELK	Drawing	DE706	3	1	2	0	n/a		
ELK	Drawing	DE707	1	1	0	0	n/a		
ELK	Drawing	DE712	22	14	8	0	n/a		
ELK	Drawing	DE714	21	17	4	0	n/a		
ELK	Drawing	DE716	9	5	4	0	n/a		
ELK	Registration	RE753	8	4	4	0	n/a		
ELK	Registration	RE754	11	8	3	0	n/a		
MARTEN	Trapping		n/a	n/a	n/a	n/a	n/a		There are no marten sealing requirements in GMU 8
MT. GOAT	Drawing	DG471	9	5	3	1	n/a	9.4	
MT. GOAT	Drawing	DG472	4	1	3	0	n/a	8.8	
MT. GOAT	Drawing	DG473	8	3	5	0	n/a	8.7	
MT. GOAT	Drawing	DG474	10	6	4	0	n/a	9.1	
MT. GOAT	Drawing	DG475	5	3	2	0	n/a	9.0	
MT. GOAT	Drawing	DG476	3	2	1	0	n/a	8.4	
MT. GOAT	Drawing	DG477	3	2	1	0	n/a	9.0	
OTTER	Trapping		91	33	34	24	n/a		

1994-95 HARVEST INFORMATION BY UNIT/SUBUNIT: UNIT 08

SPECIES	TYPE	TOTAL HARVEST	SEX MALE	SEX FEMALE	SEX UNKNOWN	UNREPORTED ILLEGAL
UNIT 08 TOTALS FOR SPECIES AND HUNT TYPE						
BEAVER	Trapping	29	0	0	29	n/a
BROWN BEAR	DLP	15	5	10	0	5
BROWN BEAR	Drawing	110	78	32	0	0
BROWN BEAR	Other Mortality	7	1	3	3	0
BROWN BEAR	Registration	45	29	16	0	0
CARIBOU	General Season	7	1	6	0	n/a
DEER	General Season	10400	8270	2130	0	n/a
ELK	Drawing	66	46	20	0	n/a
ELK	Registration	19	12	7	0	n/a
MARTEN	Trapping	n/a	n/a	n/a	n/a	n/a
MT. GOAT	Drawing	42	22	19	1	n/a
OTTER	Trapping	91	33	34	24	n/a
UNIT 08 TOTALS						
BEAVER	**TOTAL UNIT**	29	0	0	29	n/a
BROWN BEAR	**TOTAL UNIT**	177	113	61	3	5
CARIBOU	**TOTAL UNIT**	7	1	6	0	n/a
DEER	**TOTAL UNIT**	10400	8270	2130	0	0
ELK	**TOTAL UNIT**	85	58	27	0	0
MARTEN	**TOTAL UNIT**	n/a	n/a	n/a	n/a	n/a
MT. GOAT	**TOTAL UNIT**	42	22	19	1	0
OTTER	**TOTAL UNIT**	91	33	34	24	n/a

1994-95 HARVEST INFORMATION BY UNIT/SUBUNIT: UNIT 09

SPECIES	TYPE	HUNT	TOTAL HARVEST	SEX			UNREPORTED ILLEGAL	AVERAGE HORN LGTH. / ANTLER WIDTH	COMMENTS
				MALE	FEMALE	UNKNOWN			
Unit/Subunit 09A									
BEAVER	Trapping		0	0	0	0	n/a		
BLACK BEAR	General Season		n/a	n/a	n/a	n/a	n/a		There are no black bear sealing requirements in GMU 9
CARIBOU	General Season		n/a	n/a	n/a	n/a	n/a		See Mulchatna Herd Summary. General Season caribou harvest is not compiled by GMU for the Mulchatna herd
LYNX	Hunting/Trapping		1	0	0	1	n/a		
MOOSE	General Season		4	4	0	0	n/a	41.6	
OTTER	Trapping		1	1	0	0	n/a		
WOLF	Hunting/Trapping		0	0	0	0	n/a		
WOLVERINE	Hunting/Trapping		9	1	8	0	n/a		3 hunters took 9 wolverines. Transportation data reflect mode of transport for each animal taken
Unit/Subunit 09B									
BEAVER	Trapping		106	0	0	106	n/a		9 trappers took 106 beaver. Transportation data indicate mode of transport for each animal taken
BLACK BEAR	General Season		n/a	n/a	n/a	n/a	n/a		There are no black bear sealing requirements in GMU 9
BROWN BEAR	DLP		2	2	0	0	0		
CARIBOU	General Season		n/a	n/a	n/a	n/a	n/a		See Mulchatna Herd Summary. General Season caribou harvest is not compiled by GMU for the Mulchatna herd
LYNX	Hunting/Trapping		11	0	0	11	n/a		7 trappers took 11 lynx. Transportation data reflect mode of transport for each animal taken
MARTEN	Trapping		n/a	n/a	n/a	n/a	n/a		There are no marten sealing requirements in GMU 9
MOOSE	General Season		87	87	0	0	n/a	53.3	
OTTER	Trapping		12	4	6	2	n/a		6 trappers took 12 otter. Transportation data reflect mode of transport for each animal taken
SHEEP	General Season		3	3	0	0	n/a	38.0	Most GMU 9B sheep are taken by Federally qualified subsistence hunters in Lake Clark National Park
WOLF	Hunting/Trapping		17	10	7	0	n/a		6 hunters took 17 wolves. Transportation data reflect mode of transport for each animal taken
WOLVERINE	Hunting/Trapping		29	16	11	2	n/a		14 hunters took 29 wolverines. Transportation data reflect mode of transport for each animal taken

1994-95 HARVEST INFORMATION BY UNIT/SUBUNIT: UNIT 09

SPECIES	TYPE	HUNT	TOTAL HARVEST	SEX MALE	SEX FEMALE	SEX UNKNOWN	UNREPORTED ILLEGAL	AVERAGE HORN LGTH./ ANTLER WIDTH	COMMENTS
Unit/Subunit 09C									
BEAVER	Trapping		87	0	0	87	n/a		9 trappers took 87 beaver. Transportation data indicate mode of transport for each animal taken
BROWN BEAR	DLP		3	2	1	0	0		
BROWN BEAR	Other Mortality		1	0	1	0	0		Natural/unknown mortality
BROWN BEAR	Registration	RB361	10	6	4	0	n/a		One female bear taken illegally; nonlocal Ak hunter did not have permit
BROWN BEAR	Registration	RB371	2	2	0	0	n/a		
BROWN BEAR	**TOTAL SUBUNIT**		16	10	6	0	n/a		
CARIBOU	General Season		n/a	n/a	n/a	n/a	n/a		See Mulchatna and N. Alaska Peninsula Herd summaries. General Season caribou harvest data are not compiled by GMU for these herds
LYNX	Hunting/Trapping		33	0	0	33	n/a		10 trappers took 33 lynx. Transportion data reflect mode of transport for each animal taken
MARTEN	Trapping		n/a	n/a	n/a	n/a	n/a		There are no marten sealing requirements in GMU 9
MOOSE	General Season		62	56	6	0	n/a	48.0	
MOOSE	Federal	RM232	3	2	1	0	n/a	35.8	
MOOSE	**TOTAL SUBUNIT**		65	58	7	0	n/a		
OTTER	Trapping		35	22	12	1	n/a		7 trappers took 35 otter. Transportation data reflect mode of transport for each animal taken
WOLF	Hunting/Trapping		2	2	0	0	n/a		1 hunter took 2 wolves. Transportation data reflect mode of transport for each animal taken
WOLVERINE	Hunting/Trapping		22	16	5	1	n/a		6 hunters took 22 wolverines. Transportation data reflect mode of transport for each animal taken
Unit/Subunit 09D									
BEAVER	Trapping		0	0	0	0	n/a		
CARIBOU	General Season		n/a	n/a	n/a	n/a	n/a		See S. Alaska Peninsula Herd summary. General Season caribou harvest data are not compiled by GMU for this herd
LYNX	Hunting/Trapping		0	0	0	0	n/a		
MARTEN	Trapping		n/a	n/a	n/a	n/a	n/a		There are no marten sealing requirements in GMU 9
OTTER	Trapping		8	5	3	0	n/a		2 trappers took 8 otter. Transportation data reflects mode of transport for each animal taken
WOLF	Hunting/Trapping		1	1	0	0	n/a		
WOLVERINE	Hunting/Trapping		1	0	1	0	n/a		

1994-95 HARVEST INFORMATION BY UNIT/SUBUNIT: UNIT 09

SPECIES	TYPE	HUNT	TOTAL HARVEST	SEX MALE	SEX FEMALE	SEX UNKNOWN	UNREPORTED ILLEGAL	AVERAGE HORN LGTH./ ANTLER WIDTH	COMMENTS
Unit/Subunit 09E									
BEAVER	Trapping		2	0	0	2	n/a		1 trappers took 2 beaver. Transportation data indicate mode of transport for each animal taken
BROWN BEAR	DLP		2	1	1	0	0		
BROWN BEAR	Other Mortality		1	0	0	1	0		Natural/unknown mortality
BROWN BEAR	Registration	CBB	4	3	1	0	n/a		CBB = Chignik Brown Bear subsistence hunt, sealing not required
BROWN BEAR	**TOTAL SUBUNIT**		7	4	2	1	n/a		
CARIBOU	General Season		n/a	n/a	n/a	n/a	n/a		See N. Alaska Peninsula Herd summary. General Season caribou harvest data are not compiled by GMU for this herd
LYNX	Hunting/Trapping		3	0	0	3	n/a		1 trapper took 3 lynx. Transportation data reflect mode of transportation for each animal taken
MARTEN	Trapping		n/a	n/a	n/a	n/a	n/a		There are no marten sealing requirements in GMU 9
MOOSE	General Season		80	80	0	0	n/a	58.9	
OTTER	Trapping		14	5	7	2	n/a		14 otter took 4 trappers. Transportation data reflects mode of transport for each trapper taken
WOLF	Hunting/Trapping		9	3	6	0	n/a		6 hunters took 9 wolves. Transportation data reflect mode of transport for each animal taken
WOLVERINE	Hunting/Trapping		8	7	0	1	n/a		
Unit/Subunit 09Z									
MOOSE	General Season		0	0	0	0	n/a	0.00	
SHEEP	General Season		1	0	0	1	n/a	37.0	

1994-95 HARVEST INFORMATION BY UNIT/SUBUNIT: UNIT 09

SPECIES	TYPE	TOTAL HARVEST	SEX MALE	SEX FEMALE	SEX UNKNOWN	UNREPORTED ILLEGAL
UNIT 09 TOTALS FOR SPECIES AND HUNT TYPE						
BEAVER	Trapping	195	0	0	195	n/a
BLACK BEAR	General Season	n/a	n/a	n/a	n/a	n/a
BROWN BEAR	DLP	7	5	2	0	0
BROWN BEAR	Other Mortality	2	0	1	1	0
BROWN BEAR	Registration	16	11	5	0	n/a
CARIBOU	General Season	n/a	n/a	n/a	n/a	n/a
LYNX	Hunting/Trapping	48	0	0	48	n/a
MARTEN	Trapping	n/a	n/a	n/a	n/a	n/a
MOOSE	Federal	3	2	1	0	n/a
MOOSE	General Season	233	227	6	0	n/a
OTTER	Trapping	70	37	28	5	n/a
SHEEP	General Season	4	3	0	1	n/a
WOLF	Hunting/Trapping	29	16	13	0	n/a
WOLVERINE	Hunting/Trapping	69	40	25	4	n/a
UNIT 09 TOTALS						
BEAVER	**TOTAL UNIT**	195	0	0	195	n/a
BLACK BEAR	**TOTAL UNIT**	n/a	n/a	n/a	n/a	n/a
BROWN BEAR	**TOTAL UNIT**	25	16	8	1	0
CARIBOU	**TOTAL UNIT**	n/a	n/a	n/a	n/a	n/a
LYNX	**TOTAL UNIT**	48	0	0	48	n/a
MARTEN	**TOTAL UNIT**	n/a	n/a	n/a	n/a	n/a
MOOSE	**TOTAL UNIT**	236	229	7	0	0
OTTER	**TOTAL UNIT**	70	37	28	5	n/a
SHEEP	**TOTAL UNIT**	4	3	0	1	0
WOLF	**TOTAL UNIT**	29	16	13	0	n/a
WOLVERINE	**TOTAL UNIT**	69	40	25	4	n/a

1994-95 HARVEST INFORMATION BY UNIT/SUBUNIT: UNIT 10

SPECIES	TYPE	HUNT	TOTAL HARVEST	SEX			UNREPORTED ILLEGAL	AVERAGE HORN LGTH./ ANTLER WIDTH	COMMENTS
				MALE	FEMALE	UNKNOWN			
Unit/Subunit 10									
BROWN BEAR	Drawing	DB375	4	3	1	0	n/a		
BROWN BEAR	Drawing	DB376	3	3	0	0	0		
CARIBOU	Registration	RC550	77	42	35	0	0		This hunt has no bag limit and no closed season. The caribou population on Adak is exceeding its carrying capacity since the naval base there drastically cut back its size and hunter numbers dwindled
OTTER	Trapping		n/a	n/a	n/a	n/a	n/a		
UNIT 10 TOTALS FOR SPECIES AND HUNT TYPE									
BROWN BEAR	Drawing		7	6	1	0	0		
CARIBOU	Registration		77	42	35	0	0		
OTTER	Trapping		n/a	n/a	n/a	n/a	n/a		
UNIT 10 TOTALS									
BROWN BEAR	**TOTAL UNIT**		7	6	1	0	0		
CARIBOU	**TOTAL UNIT**		77	42	35	0	n/a		
OTTER	**TOTAL UNIT**		n/a	n/a	n/a	n/a	n/a		

1994-95 HARVEST INFORMATION BY UNIT/SUBUNIT: UNIT 11

SPECIES	TYPE	HUNT	TOTAL HARVEST	SEX MALE	SEX FEMALE	SEX UNKNOWN	UNREPORTED ILLEGAL	AVERAGE HORN LGTH./ ANTLER WIDTH	COMMENTS
Unit/Subunit 11									
BEAVER	Trapping		12	0	0	12	n/a		
BLACK BEAR	General Season		18	14	4	0	n/a		
BROWN BEAR	General Season		6	2	4	0	n/a		
LYNX	Hunting/Trapping		16	0	0	16	n/a		
MARTEN	Trapping		n/a	n/a	n/a	n/a	n/a		There are no marten sealing requirements in GMU 11
MOOSE	General Season		36	36	0	0	n/a	48.4	
MT. GOAT	Registration	RG580	14	12	2	0	n/a	8.1	
OTTER	Trapping		3	2	1	0	n/a		
SHEEP	General Season		114	91	19	4	n/a	30.3	
WOLF	Hunting/Trapping		35	17	18	0	n/a		
WOLVERINE	Hunting/Trapping		11	10	1	0	n/a		
UNIT 11 TOTALS FOR SPECIES AND HUNT TYPE									
BEAVER	Trapping		12	0	0	12	n/a		
BLACK BEAR	General Season		18	14	4	0	n/a		
BROWN BEAR	General Season		6	2	4	0	n/a		
LYNX	Hunting/Trapping		16	0	0	16	n/a		
MARTEN	Trapping		n/a	n/a	n/a	n/a	n/a		
MOOSE	General Season		36	36	0	0	n/a		
MT. GOAT	Registration		14	12	2	0	n/a		
OTTER	Trapping		3	2	1	0	n/a		
SHEEP	General Season		114	91	19	4	n/a		
WOLF	Hunting/Trapping		35	17	18	0	n/a		
WOLVERINE	Hunting/Trapping		11	10	1	0	n/a		
UNIT 11 TOTALS									
BEAVER	**TOTAL UNIT**		12	0	0	12	n/a		
BLACK BEAR	**TOTAL UNIT**		18	14	4	0	0		
BROWN BEAR	**TOTAL UNIT**		6	2	4	0	0		
LYNX	**TOTAL UNIT**		16	0	0	16	n/a		
MARTEN	**TOTAL UNIT**		n/a	n/a	n/a	n/a	n/a		
MOOSE	**TOTAL UNIT**		36	36	0	0	0		
MT. GOAT	**TOTAL UNIT**		14	12	2	0	0		
OTTER	**TOTAL UNIT**		3	2	1	0	n/a		
SHEEP	**TOTAL UNIT**		114	91	19	4	0		
WOLF	**TOTAL UNIT**		35	17	18	0	n/a		
WOLVERINE	**TOTAL UNIT**		11	10	1	0	n/a		

1994-95 HARVEST INFORMATION BY UNIT/SUBUNIT: UNIT 12

SPECIES	TYPE	HUNT	TOTAL HARVEST	SEX MALE	SEX FEMALE	SEX UNKNOWN	UNREPORTED ILLEGAL	AVERAGE HORN LGTH./ ANTLER WIDTH	COMMENTS
Unit/Subunit 12									
BEAVER	Trapping		26	0	0	26	n/a		18 snared; 8 trapped. Most harvest (85%) occurred during March and April
BLACK BEAR	General Season		34	30	4	0	n/a		Most black bears were harvested during the spring (83%) and most were taken over bait (57%)
BROWN BEAR	DLP		2	2	0	0	0		
BROWN BEAR	General Season		14	7	7	0	0		Some successful hunters used airplanes to access the area but used horses to hunt
CARIBOU	Federal	RC412	24	24	0	0	n/a		Also see the Nelchina Herd Summary
CARIBOU	Registration	RC460	251	250	0	1	n/a		Also see the Nelchina Herd Summary
LYNX	Hunting/Trapping		89	0	0	89	n/a		
MARTEN	Trapping		n/a	n/a	n/a	n/a	n/a		There are no marten sealing requirements in GMU 12
MOOSE	General Season		88	87	0	1	n/a	44.0	
OTTER	Trapping		6	3	3	0	n/a		All 6 otter were taken using traps
SHEEP	General Season		167	159	2	6	n/a	34.2	
SHEEP	Drawing	DS102	28	28	0	0	n/a	36.4	
WOLF	Hunting/Trapping		31	18	13	0	n/a		
WOLVERINE	Hunting/Trapping		21	12	9	0	n/a		
UNIT 12 TOTALS FOR SPECIES AND HUNT TYPE									
BEAVER	Trapping		26	0	0	26	n/a		
BLACK BEAR	General Season		34	30	4	0	n/a		
BROWN BEAR	DLP		2	2	0	0	0		
BROWN BEAR	General Season		14	7	7	0	0		
CARIBOU	Federal		24	24	0	0	n/a		
CARIBOU	Registration		251	250	0	1	n/a		
LYNX	Hunting/Trapping		89	0	0	89	n/a		
MARTEN	Trapping		n/a	n/a	n/a	n/a	n/a		
MOOSE	General Season		88	87	0	1	n/a		
OTTER	Trapping		6	3	3	0	n/a		
SHEEP	Drawing		28	28	0	0	n/a		
SHEEP	General Season		167	159	2	6	n/a		
WOLF	Hunting/Trapping		31	18	13	0	n/a		
WOLVERINE	Hunting/Trapping		21	12	9	0	n/a		
UNIT 12 TOTALS									
BEAVER	**TOTAL UNIT**		26	0	0	26	n/a		
BLACK BEAR	**TOTAL UNIT**		34	30	4	0	0		
BROWN BEAR	**TOTAL UNIT**		16	9	7	0	0		
CARIBOU	**TOTAL UNIT**		275	274	0	1	n/a		
LYNX	**TOTAL UNIT**		89	0	0	89	n/a		
MARTEN	**TOTAL UNIT**		n/a	n/a	n/a	n/a	n/a		
MOOSE	**TOTAL UNIT**		88	87	0	1	0		
OTTER	**TOTAL UNIT**		6	3	3	0	n/a		
SHEEP	**TOTAL UNIT**		195	187	2	6	0		
WOLF	**TOTAL UNIT**		31	18	13	0	n/a		
WOLVERINE	**TOTAL UNIT**		21	12	9	0	n/a		

1994-95 HARVEST INFORMATION BY UNIT/SUBUNIT: UNIT 13

SPECIES	TYPE	HUNT	TOTAL HARVEST	SEX MALE	SEX FEMALE	SEX UNKNOWN	UNREPORTED ILLEGAL	AVERAGE HORN LGTH./ ANTLER WIDTH	COMMENTS
Unit/Subunit 13A									
BEAVER	Trapping		39	0	0	39	n/a		
BLACK BEAR	General Season		12	9	3	0	n/a		
BROWN BEAR	DLP		1	0	1	0	0		
BROWN BEAR	General Season		18	12	6	0	n/a		
BROWN BEAR	Other Mortality		1	1	0	0	0		Road kill
BROWN BEAR	**TOTAL SUBUNIT**		20	13	7	0	0		
CARIBOU	Federal	RC513	10	7	3	0	n/a		Also see the Nelchina Herd Summary
CARIBOU	Tier II	TC566	754	563	186	5	n/a		Also see the Nelchina Herd Summary
CARIBOU	**TOTAL SUBUNIT**		764	570	189	5	n/a		
LYNX	Hunting/Trapping		14	0	0	14	n/a		
MARTEN	Trapping		n/a	n/a	n/a	n/a	n/a		There are no marten sealing requirements in GMU 13A
MOOSE	General Season		263	255	2	6	n/a	38.2	
MOOSE	Drawing	DM306	10	0	10	0	n/a	n/a	
MOOSE	Drawing	DM308	10	0	10	0	n/a	n/a	
MOOSE	Drawing	DM310	19	2	17	0	n/a	n/a	
MOOSE	Federal	RM313	4	4	0	0	n/a	39.0	
MOOSE	**TOTAL SUBUNIT**		306	261	39	6	n/a		
OTTER	Trapping		19	10	7	2	n/a		
SHEEP	General Season		55	54	1	0	n/a	35.1	
WOLF	Hunting/Trapping		29	17	9	3	n/a		
WOLVERINE	Hunting/Trapping		6	2	4	0	n/a		
Unit/Subunit 13B									
BEAVER	Trapping		39	0	0	39	n/a		
BLACK BEAR	General Season		4	3	1	0	n/a		
BROWN BEAR	DLP		1	0	1	0	n/a		
BROWN BEAR	General Season		20	10	10	0	n/a		
BROWN BEAR	Other Mortality		1	0	1	0	0		Natural/unknown mortality
BROWN BEAR	**TOTAL SUBUNIT**		22	10	12	0	0		
CARIBOU	Federal	RC513	156	130	26	0	n/a		Also see the Nelchina Herd Summary
CARIBOU	Tier II	TC566	900	761	136	3	n/a		Also see the Nelchina Herd Summary
CARIBOU	**TOTAL SUBUNIT**		1056	891	162	3	n/a		
LYNX	Hunting/Trapping		15	0	0	15	n/a		
MARTEN	Trapping		n/a	n/a	n/a	n/a	n/a		There are no marten sealing requirements in GMU 13B
MOOSE	General Season		208	207	0	1	n/a	36.7	
MOOSE	Federal	RM313	20	19	1	0	n/a	28.2	
MOOSE	**TOTAL SUBUNIT**		228	226	1	1	n/a		
OTTER	Trapping		9	6	3	0	n/a		
SHEEP	General Season		1	1	0	0	n/a	36.0	
SHEEP	Drawing	DS203	n/a	n/a	n/a	n/a	n/a	0.00	Complete data for this hunt are combined and summarized under hunt DS203 in GMU 20D
SHEEP	Drawing	DS204	n/a	n/a	n/a	n/a	n/a	0.00	Complete data for this hunt are combined and summarized under hunt DS204 in GMU 20D
SHEEP	**TOTAL SUBUNIT**		1	1	0	0	n/a		

1994-95 HARVEST INFORMATION BY UNIT/SUBUNIT: UNIT 13

SPECIES	TYPE	HUNT	TOTAL HARVEST	SEX MALE	SEX FEMALE	SEX UNKNOWN	UNREPORTED ILLEGAL	AVERAGE HORN LGTH./ ANTLER WIDTH	COMMENTS
Unit/Subunit 13B									
WOLF	Hunting/Trapping		39	24	13	2	n/a		
WOLVERINE	Hunting/Trapping		1	1	0	0	n/a		
Unit/Subunit 13C									
BEAVER	Trapping		19	0	0	19	n/a		
BLACK BEAR	General Season		5	3	2	0	n/a		
BROWN BEAR	General Season		7	5	2	0	n/a		
CARIBOU	Federal	RC513	3	3	0	0	n/a		Also see the Nelchina Herd Summary
CARIBOU	Tier II	TC566	47	38	9	0	n/a		Also see the Nelchina Herd Summary
CARIBOU	**TOTAL SUBUNIT**		50	41	9	0	n/a		
LYNX	Hunting/Trapping		30	0	0	30	n/a		
MARTEN	Trapping		n/a	n/a	n/a	n/a	n/a		There are no marten sealing requirements in GMU 13C
MOOSE	General Season		130	130	0	0	n/a	42.8	
MOOSE	Federal	RM313	1	1	0	0	n/a	30.0	
MOOSE	**TOTAL SUBUNIT**		131	131	0	0	n/a		
OTTER	Trapping		4	2	2	0	n/a		
SHEEP	General Season		3	3	0	0	n/a	35.3	
SHEEP	Drawing	DS102	0	0	0	0	n/a	0.00	
SHEEP	**TOTAL SUBUNIT**		3	3	0	0	n/a		
WOLF	Hunting/Trapping		24	10	13	1	n/a		
WOLVERINE	Hunting/Trapping		1	0	1	0	n/a		
Unit/Subunit 13D									
BEAVER	Trapping		15	0	0	15	n/a		
BLACK BEAR	General Season		36	24	12	0	n/a		
BLACK BEAR	Other Mortality		1	0	1	0	0		Road kill
BLACK BEAR	**TOTAL SUBUNIT**		37	24	13	0	0		
BROWN BEAR	General Season		14	10	4	0	n/a		
CARIBOU	Federal	RC513	0	0	0	0	n/a		Also see the Nelchina Herd Summary
CARIBOU	Tier II	TC566	11	7	4	0	n/a		Also see the Nelchina Herd Summary
CARIBOU	**TOTAL SUBUNIT**		11	7	4	0	n/a		
LYNX	Hunting/Trapping		19	0	0	19	n/a		
MARTEN	Trapping		n/a	n/a	n/a	n/a	n/a		There are no marten sealing requirements in GMU 13D
MOOSE	General Season		67	67	0	0	n/a	46.3	
MOOSE	Federal	RM313	3	3	0	0	n/a	13.5	
MOOSE	**TOTAL SUBUNIT**		70	70	0	0	n/a		
MT. GOAT	Drawing	DG718	0	0	0	0	n/a	0.00	
MT. GOAT	Drawing	DG719	2	1	1	0	n/a	9.0	
MT. GOAT	**TOTAL SUBUNIT**		2	1	1	0	n/a		
OTTER	Trapping		14	5	6	3	n/a		
SHEEP	General Season		89	86	2	1	n/a	36.6	
WOLF	Hunting/Trapping		21	9	12	0	n/a		
WOLVERINE	Hunting/Trapping		14	7	7	0	n/a		

1994-95 HARVEST INFORMATION BY UNIT/SUBUNIT: UNIT 13

SPECIES	TYPE	HUNT	TOTAL HARVEST	SEX			UNREPORTED ILLEGAL	AVERAGE HORN LGTH./ ANTLER WIDTH	COMMENTS
				MALE	FEMALE	UNKNOWN			
Unit/Subunit 13E									
BEAVER	Trapping		162	0	0	162	n/a		
BLACK BEAR	General Season		43	31	12	0	n/a		
BROWN BEAR	DLP		1	1	0	0	0		
BROWN BEAR	General Season		38	20	18	0	n/a		
BROWN BEAR	**TOTAL SUBUNIT**		39	21	18	0	n/a		
CARIBOU	Federal	RC513	9	8	1	0	n/a		Also see the Nelchina Herd Summary
CARIBOU	Tier II	TC566	1071	697	369	5	n/a		Also see the Nelchina Herd Summary
CARIBOU	**TOTAL SUBUNIT**		1080	705	370	5	n/a		
LYNX	Hunting/Trapping		0	0	0	0	n/a		
MARTEN	Trapping		41	31	10	0	n/a		Marten sealing is required in GMU 13E
MOOSE	General Season		209	205	0	4	n/a	38.2	
MOOSE	Federal	RM313	2	2	0	0	n/a	26.7	
MOOSE	**TOTAL SUBUNIT**		211	207	0	4	n/a		
OTTER	Trapping		15	11	4	0	n/a		
SHEEP	General Season		23	22	0	1	n/a	34.2	
WOLF	Hunting/Trapping		45	26	19	0	n/a		
WOLVERINE	Hunting/Trapping		13	4	8	1	n/a		
Unit/Subunit 13Z									
CARIBOU	Federal	RC513	17	10	6	1	n/a		Also see the Nelchina Herd Summary
CARIBOU	Tier II	TC566	320	233	82	5	n/a		Also see the Nelchina Herd Summary
CARIBOU	**TOTAL SUBUNIT**		337	243	88	6	n/a		
MOOSE	General Season		9	9	0	0	n/a	40.5	
MOOSE	Federal	RM313	0	0	0	0	n/a	0.00	
MOOSE	**TOTAL SUBUNIT**		9	9	0	0	n/a		
SHEEP	General Season		1	1	0	0	n/a	36.7	

1994-95 HARVEST INFORMATION BY UNIT/SUBUNIT: UNIT 13

SPECIES	TYPE	TOTAL HARVEST	SEX MALE	SEX FEMALE	SEX UNKNOWN	UNREPORTED ILLEGAL
UNIT 13 TOTALS FOR SPECIES AND HUNT TYPE						
BEAVER	Trapping	274	0	0	274	n/a
BLACK BEAR	General Season	100	70	30	0	n/a
BLACK BEAR	Other Mortality	1	0	1	0	0
BROWN BEAR	DLP	3	1	2	0	0
BROWN BEAR	General Season	97	57	40	0	n/a
BROWN BEAR	Other Mortality	2	1	1	0	0
CARIBOU	Federal	195	158	36	1	n/a
CARIBOU	Tier II	3103	2299	786	18	n/a
LYNX	Hunting/Trapping	78	0	0	78	n/a
MARTEN	Trapping	41	31	10	0	n/a
MOOSE	Drawing	39	2	37	0	n/a
MOOSE	Federal	30	29	1	0	n/a
MOOSE	General Season	886	873	2	11	n/a
MT. GOAT	Drawing	2	1	1	0	n/a
OTTER	Trapping	61	34	22	5	n/a
SHEEP	Drawing	0	0	0	0	n/a
SHEEP	General Season	172	167	3	2	n/a
WOLF	Hunting/Trapping	158	86	66	6	n/a
WOLVERINE	Hunting/Trapping	35	14	20	1	n/a
UNIT 13 TOTALS						
BEAVER	**TOTAL UNIT**	274	0	0	274	n/a
BLACK BEAR	**TOTAL UNIT**	101	70	31	0	0
BROWN BEAR	**TOTAL UNIT**	102	59	43	0	0
CARIBOU	**TOTAL UNIT**	3298	2457	822	19	n/a
LYNX	**TOTAL UNIT**	78	0	0	78	n/a
MARTEN	**TOTAL UNIT**	41	31	10	0	n/a
MOOSE	**TOTAL UNIT**	955	904	40	11	0
MT. GOAT	**TOTAL UNIT**	2	1	1	0	0
OTTER	**TOTAL UNIT**	61	34	22	5	n/a
SHEEP	**TOTAL UNIT**	172	167	3	2	0
WOLF	**TOTAL UNIT**	158	86	66	6	n/a
WOLVERINE	**TOTAL UNIT**	35	14	20	1	n/a

1994-95 HARVEST INFORMATION BY UNIT/SUBUNIT: UNIT 14

SPECIES	TYPE	HUNT	TOTAL HARVEST	SEX MALE	SEX FEMALE	SEX UNKNOWN	UNREPORTED ILLEGAL	AVERAGE HORN LGTH./ ANTLER WIDTH	COMMENTS
Unit/Subunit 14A									
BEAVER	Trapping		85	0	0	85	n/a		
BLACK BEAR	DLP		6	3	1	2	0		
BLACK BEAR	General Season		45	34	10	1	n/a		
BLACK BEAR	**TOTAL SUBUNIT**		51	37	11	3	n/a		
BROWN BEAR	DLP		4	2	0	2	0		
BROWN BEAR	General Season		4	1	3	0	n/a		
BROWN BEAR	**TOTAL SUBUNIT**		8	3	3	2	n/a		
COYOTE	Hunting/Trapping		8	0	0	8	n/a		Minimum reported harvest from trapper questionnaire
FOX	Hunting/Trapping		5	0	0	5	n/a		Minimum reported harvest from trapper questionnaire
MARTEN	Trapping		10	5	5	0	n/a		
MINK	Trapping		26	0	0	26	n/a		Minimum reported harvest from trapper questionnaire
MOOSE	General Season		282	272	2	8	n/a	22.4	
MOOSE	Drawing	DM418	76	5	71	0	n/a	n/a	
MOOSE	Drawing	DM419	94	2	91	1	n/a	n/a	
MOOSE	Drawing	DM420	80	2	78	0	n/a	n/a	
MOOSE	**TOTAL SUBUNIT**		532	281	242	9	n/a		
MT. GOAT	Registration	RG866	6	4	2	0	n/a	n/a	
OTTER	Trapping		26	15	10	1	n/a		
SHEEP	General Season		39	38	0	1	n/a	36.1	
WOLF	Hunting/Trapping		16	9	7	0	n/a		
WOLVERINE	Hunting/Trapping		1	1	0	0	n/a		
Unit/Subunit 14B									
BEAVER	Trapping		55	0	0	55	n/a		
BLACK BEAR	DLP		1	0	0	1	0		
BLACK BEAR	General Season		16	13	3	0	n/a		
BLACK BEAR	**TOTAL SUBUNIT**		17	13	3	1	n/a		
BROWN BEAR	DLP		1	1	0	0	0		
BROWN BEAR	General Season		1	1	0	0	n/a		
BROWN BEAR	**TOTAL SUBUNIT**		2	2	0	0	n/a		
CARIBOU	Drawing	DC590	6	5	1	0	n/a		Also see the Nelchina Herd Summary
COYOTE	Hunting/Trapping		n/a	n/a	n/a	n/a	n/a		
FOX	Hunting/Trapping		2	0	0	2	n/a		Minimum reported harvest from trapper questionnaire
MARTEN	Trapping		8	5	3	0	n/a		
MINK	Trapping		n/a	n/a	n/a	n/a	n/a		
MOOSE	General Season		36	36	0	0	n/a	35.6	
OTTER	Trapping		3	1	2	0	n/a		
SHEEP	General Season		5	5	0	0	n/a	36.6	
WOLF	Hunting/Trapping		4	2	2	0	n/a		
WOLVERINE	Hunting/Trapping		3	1	2	0	n/a		

1994-95 HARVEST INFORMATION BY UNIT/SUBUNIT: UNIT 14

SPECIES	TYPE	HUNT	TOTAL HARVEST	SEX MALE	SEX FEMALE	SEX UNKNOWN	UNREPORTED ILLEGAL	AVERAGE HORN LGTH./ ANTLER WIDTH	COMMENTS
Unit/Subunit 14C									
BEAVER	Trapping		24	0	0	24	n/a		
BLACK BEAR	DLP		8	5	2	1	0		
BLACK BEAR	General Season		18	13	5	0	n/a		
BLACK BEAR	**TOTAL SUBUNIT**		26	18	7	1	n/a		
BROWN BEAR	General Season		0	0	0	0	n/a		Most of GMU 14C is closed to brown bear hunting (Chugach State Park, urban Anchorage areas, Anchorage coastal wildlife refuge)
LYNX	Other Mortality		1	0	0	1	n/a		Trapping season was closed, but one lynx was sealed as a roadkill
MARTEN	Trapping		10	5	5	0	n/a		
MOOSE	General Season		74	74	0	0	n/a	35.8	
MOOSE	Drawing	DM210	7	7	0	0	n/a	43.5	
MOOSE	Drawing	DM211	3	0	3	0	n/a	n/a	
MOOSE	Drawing	DM422	9	9	0	0	n/a	35.8	
MOOSE	Drawing	DM423	4	0	4	0	n/a	n/a	
MOOSE	Drawing	DM424	11	10	1	0	n/a	31.1	
MOOSE	Drawing	DM425	2	0	2	0	n/a	n/a	
MOOSE	Drawing	DM427	25	12	13	0	n/a	35.0	
MOOSE	Drawing	DM428	8	8	0	0	n/a	38.5	
MOOSE	Drawing	DM429	4	0	4	0	n/a	n/a	
MOOSE	Drawing	DM441	0	0	0	0	n/a	0.00	
MOOSE	Drawing	DM442	0	0	0	0	n/a	0.00	
MOOSE	Drawing	DM443	1	0	1	0	n/a	n/a	
MOOSE	Registration	RM445	2	1	0	1	n/a	20.0	
MOOSE	Drawing	DM448	3	3	0	0	n/a	40.3	
MOOSE	Drawing	DM449	1	0	1	0	n/a	n/a	
MOOSE	**TOTAL SUBUNIT**		154	124	29	1	n/a		
MT. GOAT	Registration	RG868	10	8	2	0	n/a	8.0	
MT. GOAT	Registration	RG869	16	7	9	0	n/a	n/a	
MT. GOAT	Registration	RG878	0	0	0	0	n/a	0.00	Hunt was held; no effort
MT. GOAT	Registration	RG879	0	0	0	0	0	0.00	Hunt was held; no effort
MT. GOAT	**TOTAL SUBUNIT**		26	15	11	0	0		
OTTER	Trapping		1	0	0	1	n/a		
SHEEP	Drawing	DS124	4	4	0	0	n/a	38.0	
SHEEP	Drawing	DS125	3	3	0	0	n/a	37.4	
SHEEP	Drawing	DS126	2	2	0	0	n/a	37.5	
SHEEP	Drawing	DS127	5	5	0	0	n/a	38.8	
SHEEP	Drawing	DS128	3	3	0	0	n/a	37.7	
SHEEP	Drawing	DS129	1	1	0	0	n/a	40.1	
SHEEP	Drawing	DS130	4	3	1	0	n/a	26.8	
SHEEP	Drawing	DS131	5	3	2	0	n/a	21.5	
SHEEP	Drawing	DS132	7	4	3	0	n/a	23.7	
SHEEP	Drawing	DS133	3	3	0	0	n/a	27.6	
SHEEP	Drawing	DS134	2	2	0	0	n/a	22.4	
SHEEP	Drawing	DS135	4	2	2	0	n/a	20.4	
SHEEP	Drawing	DS136	6	6	0	0	n/a	28.3	

1994-95 HARVEST INFORMATION BY UNIT/SUBUNIT: UNIT 14

SPECIES	TYPE	HUNT	TOTAL HARVEST	SEX			UNREPORTED ILLEGAL	AVERAGE HORN LGTH./ ANTLER WIDTH	COMMENTS
				MALE	FEMALE	UNKNOWN			
Unit/Subunit 14C									
SHEEP	Drawing	DS137	4	4	0	0	n/a	33.6	
SHEEP	Drawing	DS138	7	7	0	0	n/a	34.4	
SHEEP	Drawing	DS139	3	3	0	0	n/a	30.5	
SHEEP	Drawing	DS140	4	3	1	0	n/a	26.7	
SHEEP	Drawing	DS141	1	0	1	0	n/a	n/a	
SHEEP	**TOTAL SUBUNIT**		68	58	10	0	n/a		
WOLF	Hunting/Trapping		2	0	2	0	n/a		
WOLVERINE	Hunting/Trapping		1	1	0	0	n/a		
Unit/Subunit 14Z									
MOOSE	General Season		1	1	0	0	n/a	18.0	
SHEEP	General Season		0	0	0	0	n/a	0.00	

1994-95 HARVEST INFORMATION BY UNIT/SUBUNIT: UNIT 14

SPECIES	TYPE	TOTAL HARVEST	SEX			UNREPORTED ILLEGAL
			MALE	FEMALE	UNKNOWN	
UNIT 14 TOTALS FOR SPECIES AND HUNT TYPE						
BEAVER	Trapping	164	0	0	164	n/a
BLACK BEAR	DLP	15	8	3	4	0
BLACK BEAR	General Season	79	60	18	1	n/a
BROWN BEAR	DLP	5	3	0	2	0
BROWN BEAR	General Season	5	2	3	0	n/a
CARIBOU	Drawing	6	5	1	0	n/a
COYOTE	Hunting/Trapping	8	0	0	8	n/a
FOX	Hunting/Trapping	7	0	0	7	n/a
LYNX	Other Mortality	1	0	0	1	n/a
MARTEN	Trapping	28	15	13	0	n/a
MINK	Trapping	26	0	0	26	n/a
MOOSE	Drawing	328	58	269	1	n/a
MOOSE	General Season	393	383	2	8	n/a
MOOSE	Registration	2	1	0	1	n/a
MT. GOAT	Registration	32	19	13	0	n/a
OTTER	Trapping	30	16	12	2	n/a
SHEEP	Drawing	68	58	10	0	n/a
SHEEP	General Season	44	43	0	1	n/a
WOLF	Hunting/Trapping	22	11	11	0	n/a
WOLVERINE	Hunting/Trapping	5	3	2	0	n/a
UNIT 14 TOTALS						
BEAVER	**TOTAL UNIT**	164	0	0	164	n/a
BLACK BEAR	**TOTAL UNIT**	94	68	21	5	0
BROWN BEAR	**TOTAL UNIT**	10	5	3	2	0
CARIBOU	**TOTAL UNIT**	6	5	1	0	n/a
COYOTE	**TOTAL UNIT**	8	0	0	8	n/a
FOX	**TOTAL UNIT**	7	0	0	7	n/a
LYNX	**TOTAL UNIT**	1	0	0	1	n/a
MARTEN	**TOTAL UNIT**	28	15	13	0	n/a
MINK	**TOTAL UNIT**	26	0	0	26	n/a
MOOSE	**TOTAL UNIT**	723	442	271	10	0
MT. GOAT	**TOTAL UNIT**	32	19	13	0	0
OTTER	**TOTAL UNIT**	30	16	12	2	n/a
SHEEP	**TOTAL UNIT**	112	101	10	1	0
WOLF	**TOTAL UNIT**	22	11	11	0	n/a
WOLVERINE	**TOTAL UNIT**	5	3	2	0	n/a

1994-95 HARVEST INFORMATION BY UNIT/SUBUNIT: UNIT 15

SPECIES	TYPE	HUNT	TOTAL HARVEST	SEX MALE	SEX FEMALE	SEX UNKNOWN	UNREPORTED ILLEGAL	AVERAGE HORN LGTH./ ANTLER WIDTH	COMMENTS
Unit/Subunit 15A									
BEAVER	Trapping		18	0	0	18	n/a		
BLACK BEAR	DLP		1	1	0	0	0		
BLACK BEAR	General Season		33	19	14	0	0		
BLACK BEAR	**TOTAL SUBUNIT**		34	20	14	0	0		
BROWN BEAR	General Season		2	0	2	0	n/a		
LYNX	Hunting/Trapping		4	0	0	4	n/a		
MARTEN	Trapping		n/a	n/a	n/a	n/a	n/a		There is no sealing requirement for marten in GMU 15
MOOSE	General Season		238	233	2	3	n/a	24.0	
MOOSE	Drawing	DM524	13	0	13	0	n/a	n/a	
MOOSE	**TOTAL SUBUNIT**		251	233	15	3	n/a		
OTTER	Trapping		2	0	2	0	n/a		
SHEEP	General Season		5	5	0	0	n/a	37.0	
SHEEP	Drawing	DS152	5	0	5	0	n/a	9.5	
SHEEP	**TOTAL SUBUNIT**		10	5	5	0	n/a		
WOLF	Hunting/Trapping		7	2	4	1	n/a		
Unit/Subunit 15B									
BLACK BEAR	DLP		1	1	0	0	0		
BLACK BEAR	General Season		11	6	5	0	n/a		
BLACK BEAR	**TOTAL SUBUNIT**		12	7	5	0	n/a		
BROWN BEAR	DLP		2	1	1	0	0		
BROWN BEAR	General Season		4	2	2	0	n/a		
BROWN BEAR	**TOTAL SUBUNIT**		6	3	3	0	n/a		
CARIBOU	Drawing	DC608	11	10	1	0	n/a		Also see the Killey River Herd Summary
MOOSE	General Season		56	56	0	0	n/a	18.4	
MOOSE	Drawing	DM530	1	1	0	0	n/a	64.0	
MOOSE	Drawing	DM531	2	2	0	0	n/a	53.2	
MOOSE	Drawing	DM532	1	1	0	0	n/a	n/a	
MOOSE	Drawing	DM533	2	2	0	0	n/a	55.6	
MOOSE	Drawing	DM534	2	2	0	0	n/a	52.2	
MOOSE	Drawing	DM535	4	4	0	0	n/a	60.3	
MOOSE	Drawing	DM536	3	3	0	0	n/a	52.5	
MOOSE	Drawing	DM537	3	3	0	0	n/a	44.9	
MOOSE	Drawing	DM538	0	0	0	0	n/a	0.00	
MOOSE	Drawing	DM539	3	3	0	0	n/a	50.2	
MOOSE	**TOTAL SUBUNIT**		77	77	0	0	n/a		
MT. GOAT	Drawing	DG354	2	2	0	0	n/a	8.6	
MT. GOAT	Registration	RG354	1	1	0	0	n/a	6.2	This hunt's area includes a portion of GMU 7
MT. GOAT	**TOTAL HUNT**	G354	3	3	0	0	n/a		
MT. GOAT	Drawing	DG355	0	0	0	0	n/a	0.00	
MT. GOAT	Drawing	DG356	2	0	2	0	n/a	7.0	
MT. GOAT	**TOTAL SUBUNIT**		5	3	2	0	n/a		
OTTER	Trapping		3	1	1	1	n/a		
SHEEP	General Season		20	18	0	2	n/a	35.2	
WOLF	Hunting/Trapping		3	2	1	0	n/a		
WOLVERINE	Hunting/Trapping		3	1	2	0	n/a		

1994-95 HARVEST INFORMATION BY UNIT/SUBUNIT: UNIT 15

SPECIES	TYPE	HUNT	TOTAL HARVEST	SEX MALE	SEX FEMALE	SEX UNKNOWN	UNREPORTED ILLEGAL	AVERAGE HORN LGTH./ ANTLER WIDTH	COMMENTS
Unit/Subunit 15C									
BEAVER	Trapping		13	0	0	13	n/a		
BLACK BEAR	DLP		1	1	0	0	1		Illegal kill = 1 male
BLACK BEAR	General Season		122	97	24	1	0		
BLACK BEAR	Other Mortality		1	0	1	0	0		Road Kill
BLACK BEAR	**TOTAL SUBUNIT**		124	98	25	1	1		
BROWN BEAR	DLP		5	3	2	0	0		
BROWN BEAR	General Season		3	2	1	0	n/a		
BROWN BEAR	**TOTAL SUBUNIT**		8	5	3	0	n/a		
MARTEN	Trapping		n/a	n/a	n/a	n/a	n/a		There is no sealing requirement for marten in GMU 15
MOOSE	General Season		307	306	0	1	n/a	24.1	
MOOSE	Tier II	TM549	1	1	0	0	n/a	51.8	
MOOSE	**TOTAL SUBUNIT**		308	307	0	1	n/a		
MT. GOAT	Drawing	DG357	3	1	2	0	n/a	8.5	
MT. GOAT	Drawing	DG358	5	1	4	0	n/a	8.9	
MT. GOAT	Drawing	DG359	2	1	1	0	n/a	7.6	
MT. GOAT	Registration	RG359	3	3	0	0	n/a	9.1	
MT. GOAT	**TOTAL HUNT**	G359	5	4	1	0	n/a		
MT. GOAT	Drawing	DG360	5	5	0	0	n/a	8.6	
MT. GOAT	Registration	RG360	6	2	4	0	n/a	9.3	
MT. GOAT	**TOTAL HUNT**	G360	11	7	4	0	n/a		
MT. GOAT	Drawing	DG361	2	2	0	0	n/a	7.3	
MT. GOAT	Registration	RG361	2	2	0	0	n/a	8.0	
MT. GOAT	**TOTAL HUNT**	G361	4	4	0	0	n/a		
MT. GOAT	Drawing	DG362	4	3	1	0	n/a	9.1	
MT. GOAT	Registration	RG363	5	4	1	0	n/a	9.0	
MT. GOAT	Tier II	TG363	9	7	2	0	n/a	8.6	
MT. GOAT	**TOTAL HUNT**	G363	14	11	3	0	n/a		
MT. GOAT	Registration	RG364	2	2	0	0	n/a	9.3	
MT. GOAT	Tier II	TG364	3	3	0	0	n/a	9.3	
MT. GOAT	**TOTAL HUNT**	G364	5	5	0	0	n/a		
MT. GOAT	Tier II	TG365	12	9	3	0	n/a	8.8	
MT. GOAT	**TOTAL SUBUNIT**		63	45	18	0	n/a		
OTTER	Trapping		8	5	3	0	n/a		
SHEEP	General Season		3	3	0	0	n/a	35.1	
WOLF	Hunting/Trapping		3	1	2	0	n/a		
WOLVERINE	Hunting/Trapping		9	3	6	0	n/a		
Unit/Subunit 15Z									
MOOSE	General Season		0	0	0	0	n/a	0.00	

1994-95 HARVEST INFORMATION BY UNIT/SUBUNIT: UNIT 15

SPECIES	TYPE	TOTAL HARVEST	SEX MALE	SEX FEMALE	SEX UNKNOWN	UNREPORTED ILLEGAL
UNIT 15 TOTALS FOR SPECIES AND HUNT TYPE						
BEAVER	Trapping	31	0	0	31	n/a
BLACK BEAR	DLP	3	3	0	0	1
BLACK BEAR	General Season	166	122	43	1	0
BLACK BEAR	Other Mortality	1	0	1	0	0
BROWN BEAR	DLP	7	4	3	0	0
BROWN BEAR	General Season	9	4	5	0	n/a
CARIBOU	Drawing	11	10	1	0	n/a
LYNX	Hunting/Trapping	4	0	0	4	n/a
MARTEN	Trapping	n/a	n/a	n/a	n/a	n/a
MOOSE	Drawing	34	21	13	0	n/a
MOOSE	General Season	601	595	2	4	n/a
MOOSE	Tier II	1	1	0	0	n/a
MT. GOAT	Drawing	25	15	10	0	n/a
MT. GOAT	Registration	19	14	5	0	n/a
MT. GOAT	Tier II	24	19	5	0	n/a
OTTER	Trapping	13	6	6	1	n/a
SHEEP	Drawing	5	0	5	0	n/a
SHEEP	General Season	28	26	0	2	n/a
WOLF	Hunting/Trapping	13	5	7	1	n/a
WOLVERINE	Hunting/Trapping	12	4	8	0	n/a
UNIT 15 TOTALS						
BEAVER	**TOTAL UNIT**	31	0	0	31	n/a
BLACK BEAR	**TOTAL UNIT**	170	125	44	1	1
BROWN BEAR	**TOTAL UNIT**	16	8	8	0	0
CARIBOU	**TOTAL UNIT**	11	10	1	0	n/a
LYNX	**TOTAL UNIT**	4	0	0	4	n/a
MARTEN	**TOTAL UNIT**	n/a	n/a	n/a	n/a	n/a
MOOSE	**TOTAL UNIT**	636	617	15	4	0
MT. GOAT	**TOTAL UNIT**	68	48	20	0	0
OTTER	**TOTAL UNIT**	13	6	6	1	n/a
SHEEP	**TOTAL UNIT**	33	26	5	2	0
WOLF	**TOTAL UNIT**	13	5	7	1	n/a
WOLVERINE	**TOTAL UNIT**	12	4	8	0	n/a

1994-95 HARVEST INFORMATION BY UNIT/SUBUNIT: UNIT 16

SPECIES	TYPE	HUNT	TOTAL HARVEST	SEX MALE	SEX FEMALE	SEX UNKNOWN	UNREPORTED ILLEGAL	AVERAGE HORN LGTH./ ANTLER WIDTH	COMMENTS
Unit/Subunit 16A									
BEAVER	Trapping		21	0	0	21	n/a		
BLACK BEAR	DLP		1	1	0	0	0		
BLACK BEAR	General Season		44	30	14	0	n/a		
BLACK BEAR	**TOTAL SUBUNIT**		45	31	14	0	n/a		
BROWN BEAR	General Season		7	4	3	0	n/a		
CARIBOU	General Season		n/a	n/a	n/a	n/a	n/a		See Nelchina Herd summary
COYOTE	Hunting/Trapping		4	0	0	4	n/a		Minimum reported harvest from trapper questionnaire
FOX	Hunting/Trapping		n/a	n/a	n/a	n/a	n/a		
MARTEN	Trapping		21	9	5	7	n/a		
MINK	Trapping		1	0	0	1	n/a		Minimum reported harvest from trapper questionnaire
MOOSE	General Season		64	64	0	0	n/a	31.06	
MOOSE	Drawing	DM554	20	20	0	0	n/a	34.3	
MOOSE	Drawing	DM556	29	29	0	0	n/a	37.5	
MOOSE	**TOTAL SUBUNIT**		113	113	0	0	n/a		
OTTER	Trapping		1	1	0	0	n/a		
SHEEP	General Season		0	0	0	0	n/a	0.00	
WOLF	Hunting/Trapping		2	1	1	0	n/a		
WOLVERINE	Hunting/Trapping		6	2	4	0	n/a		
Unit/Subunit 16B									
BEAVER	Trapping		45	0	0	45	n/a		
BLACK BEAR	DLP		1	1	0	0	0		
BLACK BEAR	General Season		66	47	18	1	0		
BLACK BEAR	**TOTAL SUBUNIT**		67	48	18	1	0		
BROWN BEAR	General Season		43	34	9	0	n/a		
CARIBOU	General Season		n/a	n/a	n/a	n/a	n/a		See the Rainy Pass Herd summary. Harvest data are not compiled on a GMU basis for this herd
COYOTE	Hunting/Trapping		12	0	0	12	n/a		Minimum reported harvest from trapper questionnaire
FOX	Hunting/Trapping		9	0	0	9	n/a		Minimum reported harvest from trapper questionnaire
MARTEN	Trapping		76	19	17	40	n/a		
MINK	Trapping		12	0	0	12	n/a		Minimum reported harvest from trapper questionnaire
MOOSE	General Season		126	126	0	0	n/a	46.50	
MOOSE	Tier II	TM565	55	55	0	0	n/a	30.1	
MOOSE	Tier II	TM567	39	39	0	0	n/a	36.8	
MOOSE	Tier II	TM569	10	10	0	0	n/a	48.5	
MOOSE	**TOTAL SUBUNIT**		230	230	0	0	n/a		
OTTER	Trapping		6	5	1	0	n/a		
SHEEP	General Season		12	12	0	0	n/a	37.0	
WOLF	Hunting/Trapping		27	13	14	0	n/a		
WOLVERINE	Hunting/Trapping		22	14	8	0	n/a		
Unit/Subunit 16Z									
MOOSE	General Season		0	0	0	0	n/a	0.00	

1994-95 HARVEST INFORMATION BY UNIT/SUBUNIT: UNIT 16

SPECIES	TYPE	TOTAL HARVEST	SEX MALE	SEX FEMALE	SEX UNKNOWN	UNREPORTED ILLEGAL
UNIT 16 TOTALS FOR SPECIES AND HUNT TYPE						
BEAVER	Trapping	66	0	0	66	n/a
BLACK BEAR	DLP	2	2	0	0	0
BLACK BEAR	General Season	110	77	32	1	0
BROWN BEAR	General Season	50	38	12	0	n/a
CARIBOU	General Season	n/a	n/a	n/a	n/a	n/a
COYOTE	Hunting/Trapping	16	0	0	16	n/a
FOX	Hunting/Trapping	9	0	0	9	n/a
MARTEN	Trapping	97	28	22	47	n/a
MINK	Trapping	13	0	0	13	n/a
MOOSE	Drawing	49	49	0	0	n/a
MOOSE	General Season	190	190	0	0	n/a
MOOSE	Tier II	104	104	0	0	n/a
OTTER	Trapping	7	6	1	0	n/a
SHEEP	General Season	12	12	0	0	n/a
WOLF	Hunting/Trapping	29	14	15	0	n/a
WOLVERINE	Hunting/Trapping	28	16	12	0	n/a
UNIT 16 TOTALS						
BEAVER	**TOTAL UNIT**	66	0	0	66	n/a
BLACK BEAR	**TOTAL UNIT**	112	79	32	1	0
BROWN BEAR	**TOTAL UNIT**	50	38	12	0	0
CARIBOU	**TOTAL UNIT**	n/a	n/a	n/a	n/a	n/a
COYOTE	**TOTAL UNIT**	16	0	0	16	n/a
FOX	**TOTAL UNIT**	9	0	0	9	n/a
MARTEN	**TOTAL UNIT**	97	28	22	47	n/a
MINK	**TOTAL UNIT**	13	0	0	13	n/a
MOOSE	**TOTAL UNIT**	343	343	0	0	0
OTTER	**TOTAL UNIT**	7	6	1	0	n/a
SHEEP	**TOTAL UNIT**	12	12	0	0	0
WOLF	**TOTAL UNIT**	29	14	15	0	n/a
WOLVERINE	**TOTAL UNIT**	28	16	12	0	n/a

1994-95 HARVEST INFORMATION BY UNIT/SUBUNIT: UNIT 17

SPECIES	TYPE	HUNT	TOTAL HARVEST	SEX			UNREPORTED ILLEGAL	AVERAGE HORN LGTH./ ANTLER WIDTH	COMMENTS
				MALE	FEMALE	UNKNOWN			
Unit/Subunit 17A									
BEAVER	Trapping		215	0	0	215	0		GMU 17A average harvest = 12.6 beaver/ successful trapper
BLACK BEAR	General Season		0	0	0	0	0		Black bears from GMU 17 must now be sealed (beginning in 1994-95)
BROWN BEAR	General Season		3	0	3	0	0		
BROWN BEAR	Registration	WBB	0	0	0	0	0		See comment for WBB, GMU 18
BROWN BEAR	**TOTAL SUBUNIT**		3	0	3	0	0		
CARIBOU	General Season		n/a	n/a	n/a	n/a	n/a		See the Mulchatna Herd summary. Harvest data on a GMU basis are not compiled for this herd
CARIBOU	Federal	RC717	7	4	3	0	n/a		Also see the Nushagak Herd Summary
CARIBOU	**TOTAL SUBUNIT**		7	4	3	0	n/a		
LYNX	Hunting/Trapping		0	0	0	0	0		GMU 17A average harvest = 0.0 lynx/ successful trapper
MARTEN	Trapping		n/a	n/a	n/a	n/a	n/a		There are no marten sealing requirements in GMU 17
OTTER	Trapping		23	14	9	0	0		GMU 17A average harvest = 3.3 otter/ successful trapper
WOLF	Hunting/Trapping		0	0	0	0	0		GMU 17A average harvest = 0.0 wolf/ successful trapper
WOLVERINE	Hunting/Trapping		8	7	1	0	0		GMU 17A average harvest = 2.0 woverine/ successful trapper
Unit/Subunit 17B									
BEAVER	Trapping		279	0	0	279	0		GMU 17B average harvest = 13.3 beaver/ successful trapper
BLACK BEAR	General Season		13	6	7	0	0		Black bears from GMU 17 must now be sealed (beginning in 1994-95)
BROWN BEAR	DLP		2	1	1	0	0		
BROWN BEAR	General Season		30	16	14	0	0		
BROWN BEAR	Registration	WBB	0	0	0	0	0		See comment for WBB, GMU 18
BROWN BEAR	**TOTAL SUBUNIT**		32	17	15	0	0		
CARIBOU	General Season		n/a	n/a	n/a	n/a	n/a		See the Mulchatna Herd summary. Harvest data on a GMU basis are not compiled for this herd
LYNX	Hunting/Trapping		9	4	2	3	0		GMU 17B average harvest = 1.8 lynx/ successful trapper
MARTEN	Trapping		n/a	n/a	n/a	n/a	n/a		There are no marten sealing requirements in GMU 17
MOOSE	General Season		133	133	0	0	n/a	55.1	
MOOSE	Registration	RM583	35	35	0	0	n/a	43.3	
MOOSE	**TOTAL SUBUNIT**		168	168	0	0	n/a		
OTTER	Trapping		23	7	2	14	n/a		GMU 17B average harvest = 2.6 otter/ successful trapper

1994-95 HARVEST INFORMATION BY UNIT/SUBUNIT: UNIT 17

SPECIES	TYPE	HUNT	TOTAL HARVEST	SEX			UNREPORTED ILLEGAL	AVERAGE HORN LGTH./ ANTLER WIDTH	COMMENTS
				MALE	FEMALE	UNKNOWN			
Unit/Subunit 17B									
SHEEP	General Season		0	0	0	0	0	0.00	All sheep within this subunit are within Lake Clark National Park. The Park is closed to all hunting except by local rural residents (Federally managed hunt). No sheep occur in 17A or 17C
WOLF	Hunting/Trapping		109	64	31	14	0		GMU 17B average harvest = 4.2 wolves/ successful trapper
WOLVERINE	Hunting/Trapping		43	22	19	2	0		GMU 17B average harvest = 2.3 wolverine/ successful trapper
Unit/Subunit 17C									
BEAVER	Trapping		545	0	0	545	0		GMU 17C average harvest = 11.4 beaver/ successful trapper
BLACK BEAR	General Season		0	0	0	0	0		Black bears from GMU 17 must now be sealed (beginning in 1994-95)
BROWN BEAR	DLP		5	3	2	0	0		
BROWN BEAR	General Season		10	7	3	0	0		
BROWN BEAR	**TOTAL SUBUNIT**		15	10	5	0	0		
CARIBOU	General Season		n/a	n/a	n/a	n/a	n/a		See the Mulchatna Herd summary. Harvest data on a GMU basis are not compiled for this herd
CARIBOU	Federal	RC717	20	13	7	0	n/a		Also see the Nushagak Herd summary
CARIBOU	**TOTAL SUBUNIT**		20	13	7	0	n/a		
LYNX	Hunting/Trapping		19	6	13	0	0		GMU 17C average harvest = 2.1 lynx/ successful trapper
MARTEN	Trapping		n/a	n/a	n/a	n/a	n/a		There are no marten sealing requirements in GMU 17
MOOSE	General Season		28	28	0	0	n/a	45.9	
MOOSE	Registration	RM583	66	65	0	1	n/a	43.0	
MOOSE	**TOTAL SUBUNIT**		94	93	0	1	n/a		
OTTER	Trapping		83	42	38	3	0		GMU 17C average harvest = 3.5 otter/ successful trapper
WOLF	Hunting/Trapping		12	8	4	0	0		GMU 17C average harvest = 1.7 wolves/ successful trapper
WOLVERINE	Hunting/Trapping		4	3	1	0	0		GMU 17C average harvest = 1.0 wolverine/ successful trapper
Unit/Subunit 17Z									
CARIBOU	Federal	RC717	4	4	0	0	n/a		Also see the Nushagak Herd summary
MOOSE	General Season		1	1	0	0	n/a	50.0	
MOOSE	Registration	RM583	34	34	0	0	n/a	42.6	
MOOSE	**TOTAL SUBUNIT**		35	35	0	0	n/a		

1994-95 HARVEST INFORMATION BY UNIT/SUBUNIT: UNIT 17

SPECIES	TYPE	TOTAL HARVEST	SEX MALE	SEX FEMALE	SEX UNKNOWN	UNREPORTED ILLEGAL
UNIT 17 TOTALS FOR SPECIES AND HUNT TYPE						
BEAVER	Trapping	1039	0	0	1039	0
BLACK BEAR	General Season	13	6	7	0	0
BROWN BEAR	DLP	7	4	3	0	0
BROWN BEAR	General Season	43	23	20	0	0
BROWN BEAR	Registration	0	0	0	0	0
CARIBOU	Federal	31	21	10	0	n/a
CARIBOU	General Season	n/a	n/a	n/a	n/a	n/a
LYNX	Hunting/Trapping	28	10	15	3	0
MARTEN	Trapping	n/a	n/a	n/a	n/a	n/a
MOOSE	General Season	162	162	0	0	n/a
MOOSE	Registration	135	134	0	1	n/a
OTTER	Trapping	129	63	49	17	0
SHEEP	General Season	0	0	0	0	0
WOLF	Hunting/Trapping	121	72	35	14	0
WOLVERINE	Hunting/Trapping	55	32	21	2	0
UNIT 17 TOTALS						
BEAVER	**TOTAL UNIT**	1039	0	0	1039	n/a
BLACK BEAR	**TOTAL UNIT**	13	6	7	0	n/a
BROWN BEAR	**TOTAL UNIT**	50	27	23	0	0
CARIBOU	**TOTAL UNIT**	31	21	10	0	n/a
LYNX	**TOTAL UNIT**	28	10	15	3	n/a
MARTEN	**TOTAL UNIT**	n/a	n/a	n/a	n/a	n/a
MOOSE	**TOTAL UNIT**	297	296	0	1	0
OTTER	**TOTAL UNIT**	129	63	49	17	n/a
SHEEP	**TOTAL UNIT**	0	0	0	0	0
WOLF	**TOTAL UNIT**	121	72	35	14	n/a
WOLVERINE	**TOTAL UNIT**	55	32	21	2	n/a

1994-95 HARVEST INFORMATION BY UNIT/SUBUNIT: UNIT 18

SPECIES	TYPE	HUNT	TOTAL HARVEST	SEX MALE	SEX FEMALE	SEX UNKNOWN	UNREPORTED ILLEGAL	AVERAGE HORN LGTH / ANTLER WIDTH	COMMENTS
Unit/Subunit 18									
BEAVER	Trapping		478	0	0	478	n/a		
BLACK BEAR	General Season		n/a	n/a	n/a	n/a	n/a		There are no black bear sealing requirements in GMU 18
BROWN BEAR	General Season		5	3	2	0	n/a		
BROWN BEAR	Registration	WBB	1	1	0	0	n/a		WBB = Western Brown Bear subsistence hunt. Of the 47 individuals who registered for this hunt, only 9 reported having hunted. The remaining 38 did not hunt. 1 bear was taken in GMU 18 by a hunter from Goodnews Bay
CARIBOU	General Season		128	115	13	0	n/a		Also see the Mulchatna Herd summary
CARIBOU	Federal	RC718	28	22	5	1	n/a		Also see the Kilbuck Herd summary
CARIBOU	Registration	RC767	19	19	0	0	n/a		Also see the Kilbuck Herd summary
LYNX	Hunting/Trapping		8	0	0	8	n/a		
MARTEN	Trapping		n/a	n/a	n/a	n/a	n/a		There are no marten sealing requirements in GMU 18
MOOSE	General Season		87	85	2	0	n/a	38.4	
MUSKOX	Drawing	DX001	3	3	0	0	0		
MUSKOX	Drawing	DX003	17	17	0	0	0		
MUSKOX	Registration	RX060	0	0	0	0	0		Hunt was closed by Emergency Order because the population was below the goal of a minimum of 500 animals
MUSKOX	Registration	RX061	5	0	5	0	0		
MUSKOX	Registration	RX070	0	0	0	0	0		Hunt was closed by Emergency Order because the population was less than 200 muskoxen
OTTER	Trapping		208	78	80	50	n/a		
WOLF	Hunting/Trapping		6	3	0	3	n/a		
WOLVERINE	Hunting/Trapping		4	3	0	1	n/a		

1994-95 HARVEST INFORMATION BY UNIT/SUBUNIT: UNIT 18

SPECIES	TYPE	TOTAL HARVEST	SEX MALE	SEX FEMALE	SEX UNKNOWN	UNREPORTED ILLEGAL
UNIT 18 TOTALS FOR SPECIES AND HUNT TYPE						
BEAVER	Trapping	478	0	0	478	n/a
BLACK BEAR	General Season	n/a	n/a	n/a	n/a	n/a
BROWN BEAR	General Season	5	3	2	0	n/a
BROWN BEAR	Registration	1	1	0	0	n/a
CARIBOU	Federal	28	22	5	1	n/a
CARIBOU	General Season	128	115	13	0	n/a
CARIBOU	Registration	19	19	0	0	n/a
LYNX	Hunting/Trapping	8	0	0	8	n/a
MARTEN	Trapping	n/a	n/a	n/a	n/a	n/a
MOOSE	General Season	87	85	2	0	n/a
MUSKOX	Drawing	20	20	0	0	0
MUSKOX	Registration	5	0	5	0	0
OTTER	Trapping	208	78	80	50	n/a
WOLF	Hunting/Trapping	6	3	0	3	n/a
WOLVERINE	Hunting/Trapping	4	3	0	1	n/a
UNIT 18 TOTALS						
BEAVER	**TOTAL UNIT**	478	0	0	478	n/a
BLACK BEAR	**TOTAL UNIT**	n/a	n/a	n/a	n/a	n/a
BROWN BEAR	**TOTAL UNIT**	6	4	2	0	0
CARIBOU	**TOTAL UNIT**	175	156	18	1	n/a
LYNX	**TOTAL UNIT**	8	0	0	8	n/a
MARTEN	**TOTAL UNIT**	n/a	n/a	n/a	n/a	n/a
MOOSE	**TOTAL UNIT**	87	85	2	0	0
MUSKOX	**TOTAL UNIT**	25	20	5	0	0
OTTER	**TOTAL UNIT**	208	78	80	50	n/a
WOLF	**TOTAL UNIT**	6	3	0	3	n/a
WOLVERINE	**TOTAL UNIT**	4	3	0	1	n/a

1994-95 HARVEST INFORMATION BY UNIT/SUBUNIT: UNIT 19

SPECIES	TYPE	HUNT	TOTAL HARVEST	SEX MALE	SEX FEMALE	SEX UNKNOWN	UNREPORTED ILLEGAL	AVERAGE HORN LGTH./ ANTLER WIDTH	COMMENTS
Unit/Subunit 19A									
BEAVER	Trapping		80	0	0	80	n/a		
BLACK BEAR	General Season		2	2	0	0	n/a		There are no black bear sealing requirements in GMU 19
BROWN BEAR	General Season		7	3	4	0	n/a		
BROWN BEAR	Registration	WBB	0	0	0	0	0		See comment for WBB, GMU 18
BROWN BEAR	**TOTAL SUBUNIT**		7	3	4	0	0		
CARIBOU	General Season		n/a	n/a	n/a	n/a	n/a		See the Beaver Mtns and Mulchatna Herd summaries. Caribou harvest data are not compiled on a GMU basis for these herds
LYNX	Hunting/Trapping		21	0	0	21	n/a		
MARTEN	Trapping		n/a	n/a	n/a	n/a	n/a		There are no marten sealing requirements in GMU 19. See GMU 19Z for unit-wide summary
MOOSE	General Season		161	153	8	0	n/a	42.6	
MOOSE	Tier II	TM684	7	7	0	0	n/a	51.0	
MOOSE	**TOTAL SUBUNIT**		168	160	8	0	n/a		
OTTER	Trapping		12	8	3	1	n/a		
SHEEP	General Season		0	0	0	0	n/a	0.00	
WOLF	Hunting/Trapping		45	24	20	1	n/a		
WOLVERINE	Hunting/Trapping		17	11	4	2	n/a		
Unit/Subunit 19B									
BEAVER	Trapping		33	0	0	33	n/a		
BLACK BEAR	General Season		3	3	0	0	n/a		There are no black bear sealing requirements in GMU 19
BROWN BEAR	General Season		24	11	12	1	0		
BROWN BEAR	Registration	WBB	0	0	0	0	0		See comment for WBB, GMU 18
BROWN BEAR	**TOTAL SUBUNIT**		24	11	12	1	0		
CARIBOU	General Season		n/a	n/a	n/a	n/a	n/a		See the Mulchatna Herd summary. Caribou harvest data are not compiled on a GMU basis for this herd
LYNX	Hunting/Trapping		12	0	0	12	n/a		
MARTEN	Trapping		n/a	n/a	n/a	n/a	n/a		There are no marten sealing requirements in GMU 19. See GMU 19Z for unit-wide summary
MOOSE	General Season		163	163	0	0	n/a	51.6	
OTTER	Trapping		2	2	0	0	n/a		
SHEEP	General Season		4	4	0	0	n/a	35.5	
WOLF	Hunting/Trapping		42	19	20	3	n/a		
WOLVERINE	Hunting/Trapping		48	33	15	0	n/a		

1994-95 HARVEST INFORMATION BY UNIT/SUBUNIT: UNIT 19

SPECIES	TYPE	HUNT	TOTAL HARVEST	SEX			UNREPORTED ILLEGAL	AVERAGE HORN LGTH./ ANTLER WIDTH	COMMENTS
				MALE	FEMALE	UNKNOWN			
Unit/Subunit 19C									
BEAVER	Trapping		0	0	0	0	n/a		
BISON	Drawing	DI351	10	7	3	0	0		
BISON	Drawing	DI352	11	4	7	0	0		
BISON	**TOTAL SUBUNIT**		21	11	10	0	0		
BLACK BEAR	General Season		1	0	1	0	n/a		There are no black bear sealing requirements in GMU 19
BROWN BEAR	General Season		15	11	4	0	n/a		
CARIBOU	General Season		n/a	n/a	n/a	n/a	n/a		See Big River, Rainy Pass, Tonzona, and Farewell Herd summaries. Caribou harvest data are not compiled on a GMU basis for these herds
LYNX	Hunting/Trapping		6	0	0	6	n/a		
MARTEN	Trapping		n/a	n/a	n/a	n/a	n/a		There are no marten sealing requirements in GMU 19. See GMU 19Z for unit-wide summary
MOOSE	General Season		152	152	0	0	n/a	50.7	
OTTER	Trapping		0	0	0	0	n/a		
SHEEP	General Season		112	109	0	3	n/a	35.0	
WOLF	Hunting/Trapping		60	32	26	2	n/a		
WOLVERINE	Hunting/Trapping		28	20	8	0	n/a		
Unit/Subunit 19D									
BEAVER	Trapping		75	0	0	75	n/a		
BISON	Drawing	DI351	0	0	0	0	0		
BISON	Drawing	DI352	1	1	0	0	0		
BISON	**TOTAL SUBUNIT**		1	1	0	0	0		
BLACK BEAR	General Season		1	1	0	0	n/a		There are no black bear sealing requirements in GMU 19
BROWN BEAR	General Season		2	2	0	0	n/a		
CARIBOU	General Season		n/a	n/a	n/a	n/a	n/a		See Beaver Mtns, Big River, Tonzona and Sunshine Mtns Herd summaries. Caribou harvest data are not compiled on a GMU basis for these herds
LYNX	Hunting/Trapping		10	0	0	10	n/a		
MARTEN	Trapping		n/a	n/a	n/a	n/a	n/a		There are no marten sealing requirements in GMU 19. See GMU 19Z for unit-wide summary
MOOSE	General Season		106	106	0	0	n/a	42.6	
OTTER	Trapping		4	1	2	1	n/a		
SHEEP	General Season		0	0	0	0	n/a	0.00	
WOLF	Hunting/Trapping		36	22	14	0	n/a		
WOLVERINE	Hunting/Trapping		12	7	5	0	n/a		

1994-95 HARVEST INFORMATION BY UNIT/SUBUNIT: UNIT 19

SPECIES	TYPE	HUNT	TOTAL HARVEST	SEX			UNREPORTED ILLEGAL	AVERAGE HORN LGTH./ ANTLER WIDTH	COMMENTS
				MALE	FEMALE	UNKNOWN			
Unit/Subunit 19Z									
COYOTE	Hunting/Trapping		12	0	0	12	n/a		Total harvest estimate based on trapper questionnaire results
FOX	Hunting/Trapping		133	0	0	133	n/a		Total harvest estimate based on trapper questionnaire results
MARTEN	Trapping		2391	0	0	2391	n/a		All marten harvest for GMU 19 summarized here. Total harvest information is obtained from trapper questionnaire. One marten taken from GMU 19C was sealed. The trapper was a non- resident and the mode of transport was a plane
MINK	Trapping		42	0	0	42	n/a		Total harvest is based on trapper questionnaire results
MOOSE	General Season		15	15	0	0	n/a	54.8	
SHEEP	General Season		0	0	0	0	n/a	0.00	

1994-95 HARVEST INFORMATION BY UNIT/SUBUNIT: UNIT 19

SPECIES	TYPE	TOTAL HARVEST	SEX			UNREPORTED ILLEGAL
			MALE	FEMALE	UNKNOWN	
UNIT 19 TOTALS FOR SPECIES AND HUNT TYPE						
BEAVER	Trapping	188	0	0	188	n/a
BISON	Drawing	22	12	10	0	0
BLACK BEAR	General Season	7	6	1	0	n/a
BROWN BEAR	General Season	48	27	20	1	0
BROWN BEAR	Registration	0	0	0	0	0
CARIBOU	General Season	n/a	n/a	n/a	n/a	n/a
COYOTE	Hunting/Trapping	12	0	0	12	n/a
FOX	Hunting/Trapping	133	0	0	133	n/a
LYNX	Hunting/Trapping	49	0	0	49	n/a
MARTEN	Trapping	2391	0	0	2391	n/a
MINK	Trapping	42	0	0	42	n/a
MOOSE	General Season	597	589	8	0	n/a
MOOSE	Tier II	7	7	0	0	n/a
OTTER	Trapping	18	11	5	2	n/a
SHEEP	General Season	116	113	0	3	n/a
WOLF	Hunting/Trapping	183	97	80	6	n/a
WOLVERINE	Hunting/Trapping	105	71	32	2	n/a
UNIT 19 TOTALS						
BEAVER	**TOTAL UNIT**	188	0	0	188	n/a
BISON	**TOTAL UNIT**	22	12	10	0	0
BLACK BEAR	**TOTAL UNIT**	7	6	1	0	n/a
BROWN BEAR	**TOTAL UNIT**	48	27	20	1	0
CARIBOU	**TOTAL UNIT**	n/a	n/a	n/a	n/a	n/a
COYOTE	**TOTAL UNIT**	12	0	0	12	n/a
FOX	**TOTAL UNIT**	133	0	0	133	n/a
LYNX	**TOTAL UNIT**	49	0	0	49	n/a
MARTEN	**TOTAL UNIT**	2391	0	0	2391	n/a
MINK	**TOTAL UNIT**	42	0	0	42	n/a
MOOSE	**TOTAL UNIT**	604	596	8	0	0
OTTER	**TOTAL UNIT**	18	11	5	2	n/a
SHEEP	**TOTAL UNIT**	116	113	0	3	0
WOLF	**TOTAL UNIT**	183	97	80	6	n/a
WOLVERINE	**TOTAL UNIT**	105	71	32	2	n/a

1994-95 HARVEST INFORMATION BY UNIT/SUBUNIT: UNIT 20

SPECIES	TYPE	HUNT	TOTAL HARVEST	SEX MALE	SEX FEMALE	SEX UNKNOWN	UNREPORTED ILLEGAL	AVERAGE HORN LGTH./ ANTLER WIDTH	COMMENTS
Unit/Subunit 20A									
BEAVER	Trapping		90	0	0	90	n/a		
BLACK BEAR	DLP		1	1	0	0	0		
BLACK BEAR	General Season		46	38	8	0	0		
BLACK BEAR	**TOTAL SUBUNIT**		47	39	8	0	0		
BROWN BEAR	DLP		1	0	1	0	0		
BROWN BEAR	General Season		10	5	5	0	n/a		
BROWN BEAR	**TOTAL SUBUNIT**		11	5	6	0	n/a		
LYNX	Hunting/Trapping		23	0	0	23	n/a		
MARTEN	Trapping		n/a	n/a	n/a	n/a	n/a		There are no marten sealing requirements in GMU 20
MOOSE	General Season		399	396	2	1	n/a	43.0	
OTTER	Trapping		4	3	1	0	n/a		
SHEEP	General Season		49	48	0	1	n/a	34.9	
SHEEP	Drawing	DS203	n/a	n/a	n/a	n/a	n/a	0.00	Complete data for this hunt are combined and summarized under hunt DS203 in GMU 20D
SHEEP	Drawing	DS204	n/a	n/a	n/a	n/a	n/a	0.00	Complete data for this hunt are combined and summarized under hunt DS204 in GMU 20D
SHEEP	**TOTAL SUBUNIT**		49	48	n/a	1	n/a		
WOLF	Hunting/Trapping		67	34	30	3	n/a		
WOLVERINE	Hunting/Trapping		14	6	7	1	n/a		
Unit/Subunit 20B									
BEAVER	Trapping		507	0	0	507	n/a		
BLACK BEAR	General Season		178	121	56	1	n/a		
BLACK BEAR	Other Mortality		2	2	0	0	0		Road kills
BLACK BEAR	**TOTAL SUBUNIT**		180	123	56	1	0		
BROWN BEAR	General Season		7	5	2	0	n/a		
CARIBOU	General Season		4	4	0	0	n/a		Also see the White Mtns and Fortymile Herd summaries
CARIBOU	Registration	RC863	10	10	0	0	n/a		Also see the Fortymile Herd Summary
CARIBOU	Drawing	DC877	1	0	1	0	n/a		Also see the White Mtns Herd Summary
CARIBOU	Drawing	DC878	0	0	0	0	n/a		Also see the White Mtns Herd Summary
CARIBOU	**TOTAL SUBUNIT**		15	14	1	0	n/a		
LYNX	Hunting/Trapping		45	0	0	45	n/a		
MARTEN	Trapping		n/a	n/a	n/a	n/a	n/a		There are no marten sealing requirements in GMU 20
MOOSE	General Season		381	376	2	3	n/a	38.1	
MOOSE	Tier II	TM785	49	49	0	0	n/a	39.7	
MOOSE	Registration	RM786	45	43	2	0	n/a	24.5	
MOOSE	**TOTAL SUBUNIT**		475	468	4	3	n/a		
OTTER	Trapping		14	6	5	3	n/a		
SHEEP	General Season		4	4	0	0	n/a	35.2	
WOLF	Hunting/Trapping		50	27	21	2	n/a		
WOLVERINE	Hunting/Trapping		5	2	3	0	n/a		

1994-95 HARVEST INFORMATION BY UNIT/SUBUNIT: UNIT 20

SPECIES	TYPE	HUNT	TOTAL HARVEST	SEX MALE	SEX FEMALE	SEX UNKNOWN	UNREPORTED ILLEGAL	AVERAGE HORN LGTH./ ANTLER WIDTH	COMMENTS
Unit/Subunit 20C									
BEAVER	Trapping		166	0	0	166	n/a		
BLACK BEAR	General Season		22	17	5	0	0		
BROWN BEAR	DLP		1	1	0	0	0		
BROWN BEAR	General Season		6	3	3	0	n/a		
BROWN BEAR	Other Mortality		1	1	0	0			Road kill
BROWN BEAR	**TOTAL SUBUNIT**		8	5	3	0			
LYNX	Hunting/Trapping		27	0	0	27	n/a		
MARTEN	Trapping		n/a	n/a	n/a	n/a	n/a		There are no marten sealing requirements in GMU 20
MOOSE	General Season		152	150	1	1	n/a	44.2	
OTTER	Trapping		4	2	1	1	n/a		
SHEEP	General Season		0	0	0	0	n/a	0.00	
WOLF	Hunting/Trapping		11	8	3	0	n/a		
WOLVERINE	Hunting/Trapping		7	5	2	0	n/a		
Unit/Subunit 20D									
BEAVER	Trapping		37	0	0	37	n/a		Transportation data reflects mode of transport for each animal taken
BISON	Drawing	DI403	19	19	0	0	0		
BISON	Drawing	DI404	19	1	18	0	n/a		
BISON	**TOTAL SUBUNIT**		38	20	18	0	n/a		
BLACK BEAR	General Season		14	9	5	0	0		
BROWN BEAR	DLP		0	0	0	0	1		Illegal = 1 male
BROWN BEAR	General Season		6	3	3	0			
BROWN BEAR	**TOTAL SUBUNIT**		6	3	3	0	1		
CARIBOU	Registration	RC863	4	4	0	0	n/a		Also see the Fortymile Herd Summary
LYNX	Hunting/Trapping		35	0	0	35	n/a		
MARTEN	Trapping		n/a	n/a	n/a	n/a	n/a		There are no marten sealing requirements in GMU 20
MOOSE	General Season		128	128	0	0	n/a	33.4	
MOOSE	Tier II	TM787	1	1	0	0	n/a	n/a	
MOOSE	**TOTAL SUBUNIT**		129	129	0	0	n/a		
OTTER	Trapping		5	2	1	2	n/a		Transportation data reflects mode of transport for each animal taken
SHEEP	Drawing	DS102	11	11	0	0	n/a	38.0	
SHEEP	Drawing	DS203	11	11	0	0	n/a	34.7	This record contains the combined and summarized data for the Delta Controlled Use Area hunt DS203. Harvest and/or hunting effort occurred in GMU's 13B, 20A, and 20D
SHEEP	Drawing	DS204	17	17	0	0	n/a	35.4	This record contains the combined and summarized data for the Delta Controlled Use Area hunt DS204. Harvest and/or hunting effort occurred in GMU's 13B, 20A, and 20D
SHEEP	Drawing	DS206	0	0	0	0	n/a	0.00	
SHEEP	**TOTAL SUBUNIT**		39	39	0	0	n/a		
WOLF	Hunting/Trapping		25	16	9	0	n/a		
WOLVERINE	Hunting/Trapping		12	5	7	0	n/a		

1994-95 HARVEST INFORMATION BY UNIT/SUBUNIT: UNIT 20

SPECIES	TYPE	HUNT	TOTAL HARVEST	SEX			UNREPORTED ILLEGAL	AVERAGE HORN LGTH./ ANTLER WIDTH	COMMENTS
				MALE	FEMALE	UNKNOWN			
Unit/Subunit 20E									
BEAVER	Trapping		0	0	0	0	n/a		
BLACK BEAR	General Season		18	15	3	0	n/a		
BROWN BEAR	DLP		0	0	0	0	2		Illegal kills = 1male, 1 female
BROWN BEAR	General Season		11	7	4	0	n/a		
BROWN BEAR	**TOTAL SUBUNIT**		11	7	4	0	2		
CARIBOU	Federal	RC820	3	3	0	0	n/a		Also see the Fortymile Herd summary.
CARIBOU	Registration	RC865	277	275	2	0	n/a		Also see the Fortymile Herd Summary
CARIBOU	**TOTAL SUBUNIT**		280	278	2	0	n/a		
LYNX	Hunting/Trapping		23	0	0	23	n/a		
MARTEN	Trapping		n/a	n/a	n/a	n/a	n/a		There are no marten sealing requirements in GMU 20
MOOSE	General Season		94	93	0	1	n/a	48.2	
OTTER	Trapping		1	1	0	0	n/a		
SHEEP	General Season		3	3	0	0	n/a	33.6	
SHEEP	Drawing	DS206	0	0	0	0	n/a	0.00	
SHEEP	**TOTAL SUBUNIT**		3	3	0	0	n/a		
WOLF	Hunting/Trapping		39	24	14	1	n/a		
WOLVERINE	Hunting/Trapping		7	3	4	0	n/a		
Unit/Subunit 20F									
BEAVER	Trapping		25	0	0	25	n/a		
BLACK BEAR	DLP		1	1	0	0	0		
BLACK BEAR	General Season		46	31	15	0	n/a		
BLACK BEAR	**TOTAL SUBUNIT**		47	32	15	0	n/a		
BROWN BEAR	General Season		1	1	0	0	n/a		
CARIBOU	General Season		1	1	0	0	n/a		Also see the White Mtns Herd summary
CARIBOU	Drawing	DC877	1	1	0	0	n/a		Also see the White Mtns Herd summary
CARIBOU	Drawing	DC878	0	0	0	0	n/a		Also see the White Mtns Herd summary
CARIBOU	**TOTAL SUBUNIT**		2	2	0	0	n/a		
LYNX	Hunting/Trapping		4	0	0	4	n/a		
MARTEN	Trapping		n/a	n/a	n/a	n/a	n/a		There are no marten sealing requirements in GMU 20
MOOSE	General Season		31	31	0	0	n/a	38.2	
MOOSE	Federal	RM790	1	1	0	0	n/a	57.0	
MOOSE	**TOTAL SUBUNIT**		32	32	0	0	n/a		
OTTER	Trapping		0	0	0	0	n/a		
SHEEP	General Season		0	0	0	0	n/a	0.00	
WOLF	Hunting/Trapping		7	2	5	0	n/a		
WOLVERINE	Hunting/Trapping		4	2	2	0	n/a		
Unit/Subunit 20Z									
MOOSE	General Season		5	5	0	0	n/a	47.1	
SHEEP	General Season		0	0	0	0	n/a	0.00	

1994-95 HARVEST INFORMATION BY UNIT/SUBUNIT: UNIT 20

SPECIES	TYPE	TOTAL HARVEST	SEX MALE	SEX FEMALE	SEX UNKNOWN	UNREPORTED ILLEGAL
UNIT 20 TOTALS FOR SPECIES AND HUNT TYPE						
BEAVER	Trapping	825	0	0	825	n/a
BISON	Drawing	38	20	18	0	n/a
BLACK BEAR	DLP	2	2	0	0	0
BLACK BEAR	General Season	324	231	92	1	0
BLACK BEAR	Other Mortality	2	2	0	0	0
BROWN BEAR	DLP	2	1	1	0	3
BROWN BEAR	General Season	41	24	17	0	n/a
BROWN BEAR	Other Mortality	1	1	0	0	
CARIBOU	Drawing	2	1	1	0	n/a
CARIBOU	Federal	3	3	0	0	n/a
CARIBOU	General Season	5	5	0	0	n/a
CARIBOU	Registration	291	289	2	0	n/a
LYNX	Hunting/Trapping	157	0	0	157	n/a
MARTEN	Trapping	n/a	n/a	n/a	n/a	n/a
MOOSE	Federal	1	1	0	0	n/a
MOOSE	General Season	1190	1179	5	6	n/a
MOOSE	Registration	45	43	2	0	n/a
MOOSE	Tier II	50	50	0	0	n/a
OTTER	Trapping	28	14	8	6	n/a
SHEEP	Drawing	39	39	0	0	n/a
SHEEP	General Season	56	55	0	1	n/a
WOLF	Hunting/Trapping	199	111	82	6	n/a
WOLVERINE	Hunting/Trapping	49	23	25	1	n/a
UNIT 20 TOTALS						
BEAVER	**TOTAL UNIT**	825	0	0	825	n/a
BISON	**TOTAL UNIT**	38	20	18	0	0
BLACK BEAR	**TOTAL UNIT**	328	235	92	1	0
BROWN BEAR	**TOTAL UNIT**	44	26	18	0	3
CARIBOU	**TOTAL UNIT**	301	298	3	0	n/a
LYNX	**TOTAL UNIT**	157	0	0	157	n/a
MARTEN	**TOTAL UNIT**	n/a	n/a	n/a	n/a	n/a
MOOSE	**TOTAL UNIT**	1286	1273	7	6	0
OTTER	**TOTAL UNIT**	28	14	8	6	n/a
SHEEP	**TOTAL UNIT**	95	94	0	1	0
WOLF	**TOTAL UNIT**	199	111	82	6	n/a
WOLVERINE	**TOTAL UNIT**	49	23	25	1	n/a

1994-95 HARVEST INFORMATION BY UNIT/SUBUNIT: UNIT 21

SPECIES	TYPE	HUNT	TOTAL HARVEST	SEX MALE	SEX FEMALE	SEX UNKNOWN	UNREPORTED ILLEGAL	AVERAGE HORN LGTH./ ANTLER WIDTH	COMMENTS
Unit/Subunit 21A									
BEAVER	Trapping		87	0	0	87	n/a		
BLACK BEAR	General Season		n/a	n/a	n/a	n/a	n/a		There are no black bear sealing requirements in GMU 21
BROWN BEAR	General Season		3	3	0	0	n/a		
CARIBOU	General Season		n/a	n/a	n/a	n/a	n/a		See the Beaver Mtns, Sunshine Mtns and W. Arctic Herd summaries. Caribou harvest data are not compiled on a GMU basis for these herds
LYNX	Hunting/Trapping		3	0	0	3	n/a		
MARTEN	Trapping		n/a	n/a	n/a	n/a	n/a		There are no marten sealing requirements in GMU 21
MOOSE	General Season		125	124	1	0	n/a	49.6	
OTTER	Trapping		0	0	0	0	n/a		
WOLF	Hunting/Trapping		9	7	2	0	n/a		
WOLVERINE	Hunting/Trapping		4	4	0	0	n/a		
Unit/Subunit 21B									
BEAVER	Trapping		14	0	0	14	n/a		
BLACK BEAR	General Season		n/a	n/a	n/a	n/a	n/a		There are no black bear sealing requirements in GMU 21
BROWN BEAR	General Season		0	0	0	0	n/a		
CARIBOU	General Season		0	0	0	0	n/a		Also see the Wolf Mtns and Galena Mtn Herd summaries
LYNX	Hunting/Trapping		4	0	0	4	n/a		
MARTEN	Trapping		n/a	n/a	n/a	n/a	n/a		There are no marten sealing requirements in GMU 21
MOOSE	General Season		63	63	0	0	n/a	42.8	
OTTER	Trapping		0	0	0	0	n/a		
WOLF	Hunting/Trapping		4	3	1	0	n/a		
WOLF	Other Mortality		1	0	0	1	0		Confiscated by ADF&G. Brought in by member of public. Method of take unknown
WOLF	**TOTAL SUBUNIT**		5	3	1	1	0		
WOLVERINE	Hunting/Trapping		1	1	0	0	n/a		
Unit/Subunit 21C									
BEAVER	Trapping		3	0	0	3	n/a		
BLACK BEAR	General Season		n/a	n/a	n/a	n/a	n/a		There are no black bear sealing requirements in GMU 21
BROWN BEAR	General Season		3	1	2	0	n/a		
CARIBOU	General Season		2	2	0	0	0		Also see the Wolf Mtn and W. Arctic Herd summaries.
LYNX	Hunting/Trapping		0	0	0	0	n/a		
MARTEN	Trapping		n/a	n/a	n/a	n/a	n/a		There are no marten sealing requirements in GMU 21
MOOSE	General Season		27	27	0	0	n/a	52.9	
OTTER	Trapping		0	0	0	0	n/a		
WOLF	Hunting/Trapping		11	8	3	0	n/a		
WOLVERINE	Hunting/Trapping		8	3	5	0	n/a		

1994-95 HARVEST INFORMATION BY UNIT/SUBUNIT: UNIT 21

SPECIES	TYPE	HUNT	TOTAL HARVEST	SEX MALE	SEX FEMALE	SEX UNKNOWN	UNREPORTED ILLEGAL	AVERAGE HORN LGTH./ ANTLER WIDTH	COMMENTS
Unit/Subunit 21D									
BEAVER	Trapping		153	0	0	153	n/a		
BLACK BEAR	DLP		1	1	0	0	0		
BLACK BEAR	General Season		5	4	1	0	0		There are no black bear sealing requirements in GMU 21. These data are from hunters who voluntarily submitted bears for sealing and represent a minimum known harvest
BLACK BEAR	**TOTAL SUBUNIT**		6	5	1	0	0		
BROWN BEAR	General Season		4	2	2	0	n/a		
CARIBOU	General Season		2	2	0	0	n/a		Also see the Galena Mtn, and W. Arctic Herd summaries.
LYNX	Hunting/Trapping		3	0	0	3	n/a		
MARTEN	Trapping		n/a	n/a	n/a	n/a	n/a		There are no marten sealing requirements in GMU 21
MOOSE	General Season		275	248	26	1	n/a	50.0	
OTTER	Trapping		7	4	1	2	n/a		
WOLF	Hunting/Trapping		20	7	6	7	n/a		
WOLVERINE	Hunting/Trapping		6	2	4	0	n/a		
Unit/Subunit 21E									
BEAVER	Trapping		160	0	0	160	n/a		
BLACK BEAR	General Season		n/a	n/a	n/a	n/a	n/a		There are no black bear sealing requirements in GMU 21
BROWN BEAR	General Season		3	3	0	0	n/a		
CARIBOU	General Season		n/a	n/a	n/a	n/a	n/a		See the W. Arctic Herd summary. Caribou harvest data are not compiled on a GMU basis for this herd
LYNX	Hunting/Trapping		12	0	0	12	n/a		
MARTEN	Trapping		n/a	n/a	n/a	n/a	n/a		There are no marten sealing requirements in GMU 21
MOOSE	General Season		161	152	9	0	n/a	42.4	
OTTER	Trapping		26	11	10	5	n/a		
WOLF	Hunting/Trapping		43	17	10	16	n/a		
WOLVERINE	Hunting/Trapping		9	4	2	3	n/a		
Unit/Subunit 21Z									
MOOSE	General Season		7	6	1	0	n/a	52.6	

1994-95 HARVEST INFORMATION BY UNIT/SUBUNIT: UNIT 21

SPECIES	TYPE	TOTAL HARVEST	SEX			UNREPORTED ILLEGAL
			MALE	FEMALE	UNKNOWN	
UNIT 21 TOTALS FOR SPECIES AND HUNT TYPE						
BEAVER	Trapping	417	0	0	417	n/a
BLACK BEAR	DLP	1	1	0	0	0
BLACK BEAR	General Season	5	4	1	0	0
BROWN BEAR	General Season	13	9	4	0	n/a
CARIBOU	General Season	4	4	n/a	n/a	n/a
LYNX	Hunting/Trapping	22	0	0	22	n/a
MARTEN	Trapping	n/a	n/a	n/a	n/a	n/a
MOOSE	General Season	658	620	37	1	n/a
OTTER	Trapping	33	15	11	7	n/a
WOLF	Hunting/Trapping	87	42	22	23	n/a
WOLF	Other Mortality	1	0	0	1	0
WOLVERINE	Hunting/Trapping	28	14	11	3	n/a
UNIT 21 TOTALS						
BEAVER	**TOTAL UNIT**	417	0	0	417	n/a
BLACK BEAR	**TOTAL UNIT**	6	5	1	0	n/a
BROWN BEAR	**TOTAL UNIT**	13	9	4	0	0
CARIBOU	**TOTAL UNIT**	4	4	0	0	n/a
LYNX	**TOTAL UNIT**	22	0	0	22	n/a
MARTEN	**TOTAL UNIT**	n/a	n/a	n/a	n/a	n/a
MOOSE	**TOTAL UNIT**	658	620	37	1	0
OTTER	**TOTAL UNIT**	33	15	11	7	n/a
WOLF	**TOTAL UNIT**	88	42	22	24	n/a
WOLVERINE	**TOTAL UNIT**	28	14	11	3	n/a

1994-95 HARVEST INFORMATION BY UNIT/SUBUNIT: UNIT 22

SPECIES	TYPE	HUNT	TOTAL HARVEST	SEX MALE	SEX FEMALE	SEX UNKNOWN	UNREPORTED ILLEGAL	AVERAGE HORN LGTH./ ANTLER WIDTH	COMMENTS
Unit/Subunit 22A									
BEAVER	Trapping		0	0	0	0	0		
BLACK BEAR	General Season		0	0	0	0	0		There are no black bear sealing requirements in GMU 22
BROWN BEAR	General Season		6	5	0	1	n/a		
CARIBOU	General Season		n/a	n/a	n/a	n/a	n/a		See the W. Arctic Herd summary. Harvest data are not compiled on a GMU basis for this herd
LYNX	Hunting/Trapping		3	0	0	3	n/a		
MARTEN	Trapping		n/a	n/a	n/a	n/a	n/a		There are no marten sealing requirements in GMU 22
MOOSE	General Season		18	18	0	0	n/a	36.9	
OTTER	Trapping		8	2	6	0	n/a		
WOLF	Hunting/Trapping		13	5	1	7	n/a		
WOLVERINE	Hunting/Trapping		6	3	3	0	n/a		
Unit/Subunit 22B									
BEAVER	Trapping		10	0	0	10	0		
BLACK BEAR	General Season		0	0	0	0	0		There are no black bear sealing requirements in GMU 22
BROWN BEAR	General Season		9	7	2	0	n/a		
BROWN BEAR	Other Mortality		1	1	0	0	0		
BROWN BEAR	Drawing	DB688	0	0	0	0	0		
BROWN BEAR	Drawing	DB698	7	5	2	0	0		
BROWN BEAR	**TOTAL SUBUNIT**		17	13	4	0	0		
CARIBOU	General Season		n/a	n/a	n/a	n/a	n/a		See the W. Arctic Herd summary. Harvest data are not compiled on a GMU basis for this herd
LYNX	Hunting/Trapping		1	0	0	1	n/a		
MARTEN	Trapping		n/a	n/a	n/a	n/a	n/a		There are no marten sealing requirements in GMU 22
MOOSE	General Season		56	55	1	0	n/a	45.9	
OTTER	Trapping		0	0	0	0	n/a		
WOLF	Hunting/Trapping		11	10	1	0	n/a		
WOLVERINE	Hunting/Trapping		5	5	0	0	n/a		
Unit/Subunit 22C									
BEAVER	Trapping		5	0	0	5	0		
BLACK BEAR	General Season		0	0	0	0	0		There are no black bear sealing requirements in GMU 22
BROWN BEAR	General Season		5	2	3	0	0		
BROWN BEAR	Drawing	DB688	2	1	1	0	0		
BROWN BEAR	**TOTAL SUBUNIT**		7	3	4	0	0		
LYNX	Hunting/Trapping		0	0	0	0	n/a		
MARTEN	Trapping		n/a	n/a	n/a	n/a	n/a		There are no marten sealing requirements in GMU 22

1994-95 HARVEST INFORMATION BY UNIT/SUBUNIT: UNIT 22

SPECIES	TYPE	HUNT	TOTAL HARVEST	SEX MALE	SEX FEMALE	SEX UNKNOWN	UNREPORTED ILLEGAL	AVERAGE HORN LGTH./ ANTLER WIDTH	COMMENTS
Unit/Subunit 22C									
MOOSE	General Season		29	29	0	0	n/a	31.8	
OTTER	Trapping		2	1	1	0	n/a		
WOLF	Hunting/Trapping		2	2	0	0	n/a		
WOLVERINE	Hunting/Trapping		1	1	0	0	n/a		
Unit/Subunit 22D									
BEAVER	Trapping		2	0	0	2	0		
BLACK BEAR	General Season		0	0	0	0	0		There are no black bear sealing requirements in GMU 22
BROWN BEAR	DLP		2	2	0	0	0		
BROWN BEAR	General Season		8	4	4	0	0		
BROWN BEAR	Drawing	DB689	1	1	0	0	0		
BROWN BEAR	**TOTAL SUBUNIT**		11	7	4	0	0		
LYNX	Hunting/Trapping		0	0	0	0	n/a		
MARTEN	Trapping		n/a	n/a	n/a	n/a	n/a		There are no marten sealing requirements in GMU 22
MOOSE	General Season		88	82	6	0	n/a	38.6	
OTTER	Trapping		1	0	0	1	n/a		
WOLF	Hunting/Trapping		0	0	0	0	n/a		
Unit/Subunit 22E									
BLACK BEAR	General Season		0	0	0	0	0		There are no black bear sealing requirements in GMU 22
BROWN BEAR	General Season		1	0	1	0	0		
BROWN BEAR	Drawing	DB699	2	2	0	0	0		
BROWN BEAR	**TOTAL SUBUNIT**		3	2	1	0	0		
LYNX	Hunting/Trapping		0	0	0	0	n/a		
MARTEN	Trapping		n/a	n/a	n/a	n/a	n/a		There are no marten sealing requirements in GMU 22
MOOSE	General Season		20	17	3	0	n/a	45.6	
OTTER	Trapping		0	0	0	0	n/a		
Unit/Subunit 22Z									
MOOSE	General Season		0	0	0	0	n/a	0.00	

1994-95 HARVEST INFORMATION BY UNIT/SUBUNIT: UNIT 22

SPECIES	TYPE	TOTAL HARVEST	SEX MALE	SEX FEMALE	SEX UNKNOWN	UNREPORTED ILLEGAL
UNIT 22 TOTALS FOR SPECIES AND HUNT TYPE						
BEAVER	Trapping	17	0	0	17	0
BLACK BEAR	General Season	0	0	0	0	0
BROWN BEAR	DLP	2	2	0	0	0
BROWN BEAR	Drawing	12	9	3	0	0
BROWN BEAR	General Season	29	18	10	1	0
BROWN BEAR	Other Mortality	1	1	0	0	0
CARIBOU	General Season	n/a	n/a	n/a	n/a	n/a
LYNX	Hunting/Trapping	4	0	0	4	n/a
MARTEN	Trapping	n/a	n/a	n/a	n/a	n/a
MOOSE	General Season	211	201	10	0	n/a
OTTER	Trapping	11	3	7	1	n/a
WOLF	Hunting/Trapping	26	17	2	7	n/a
WOLVERINE	Hunting/Trapping	12	9	3	0	n/a
UNIT 22 TOTALS						
BEAVER	**TOTAL UNIT**	17	0	0	17	n/a
BLACK BEAR	**TOTAL UNIT**	0	0	0	0	n/a
BROWN BEAR	**TOTAL UNIT**	44	30	13	1	0
CARIBOU	**TOTAL UNIT**	n/a	n/a	n/a	n/a	n/a
LYNX	**TOTAL UNIT**	4	0	0	4	n/a
MARTEN	**TOTAL UNIT**	n/a	n/a	n/a	n/a	n/a
MOOSE	**TOTAL UNIT**	211	201	10	0	0
OTTER	**TOTAL UNIT**	11	3	7	1	n/a
WOLF	**TOTAL UNIT**	26	17	2	7	n/a
WOLVERINE	**TOTAL UNIT**	12	9	3	0	n/a

1994-95 HARVEST INFORMATION BY UNIT/SUBUNIT: UNIT 23

SPECIES	TYPE	HUNT	TOTAL HARVEST	SEX MALE	SEX FEMALE	SEX UNKNOWN	UNREPORTED ILLEGAL	AVERAGE HORN LGTH./ ANTLER WIDTH	COMMENTS
Unit/Subunit 23									
BEAVER	Trapping		28	0	0	28	n/a		Transportation data reflects mode of transport for each animal taken
BLACK BEAR	General Season		n/a	n/a	n/a	n/a	n/a		There are no black bear sealing requirements in GMU 23
BROWN BEAR	DLP		1	1	0	0	n/a		
BROWN BEAR	General Season		23	19	4	0	n/a		
BROWN BEAR	Drawing	DB781	4	1	3	0	n/a		
BROWN BEAR	Drawing	DB791	3	3	0	0	n/a		
BROWN BEAR	Registration	NWBB	2	1	0	1	n/a		Twenty-seven GMU 23 residents, 3 "other state residents", 10 GMU 24 residents and 5 GMU 26A residents registered for this hunt. Twelve hunters did not report (9 GMU 23, 1 GMU 24, 2 GMU 26A hunters). Two bears were harvested in this registration hunt; both were from GMU 23 and both were sealed. Brown bears taken in this hunt are not required to be sealed unless they are transported out of the management area. Successful/ unsuccessful status not applicable to this hunt
CARIBOU	General Season		n/a	n/a	n/a	n/a	n/a		See the W. Arctic Herd summary
LYNX	Hunting/Trapping		1	0	1	0	n/a		
MOOSE	General Season		133	127	6	0	n/a	51.9	
OTTER	Trapping		6	2	3	1	n/a		3 trappers took 6 otter
SHEEP	General Season		0	0	0	0	n/a	0.00	Sheep hunting west of Howard Pass and the Cutler-Redstone Rivers was cancelled for the entire regulatory year
WOLF	Hunting/Trapping		52	23	19	10	n/a		The unreported harvest for this species is very high. Twelve wolves were reported trapped and 40 ground shot
WOLVERINE	Hunting/Trapping		16	10	5	1	n/a		The unreported harvest for this species is very high. Reported methods of take were trapping and ground-shooting.

1994-95 HARVEST INFORMATION BY UNIT/SUBUNIT: UNIT 23

SPECIES	TYPE	TOTAL HARVEST	SEX			UNREPORTED ILLEGAL
			MALE	FEMALE	UNKNOWN	
UNIT 23 TOTALS FOR SPECIES AND HUNT TYPE						
BEAVER	Trapping	28	0	0	28	n/a
BLACK BEAR	General Season	n/a	n/a	n/a	n/a	n/a
BROWN BEAR	DLP	1	1	0	0	n/a
BROWN BEAR	Drawing	7	4	3	0	n/a
BROWN BEAR	General Season	23	19	4	0	n/a
BROWN BEAR	Registration	2	1	0	1	n/a
CARIBOU	General Season	n/a	n/a	n/a	n/a	n/a
LYNX	Hunting/Trapping	1	0	1	0	n/a
MOOSE	General Season	133	127	6	0	n/a
OTTER	Trapping	6	2	3	1	n/a
SHEEP	General Season	0	0	0	0	n/a
WOLF	Hunting/Trapping	52	23	19	10	n/a
WOLVERINE	Hunting/Trapping	16	10	5	1	n/a
UNIT 23 TOTALS						
BEAVER	**TOTAL UNIT**	28	0	0	28	n/a
BLACK BEAR	**TOTAL UNIT**	n/a	n/a	n/a	n/a	n/a
BROWN BEAR	**TOTAL UNIT**	33	25	7	1	0
CARIBOU	**TOTAL UNIT**	n/a	n/a	n/a	n/a	n/a
LYNX	**TOTAL UNIT**	1	0	1	0	n/a
MOOSE	**TOTAL UNIT**	133	127	6	0	0
OTTER	**TOTAL UNIT**	6	2	3	1	n/a
SHEEP	**TOTAL UNIT**	0	0	0	0	0
WOLF	**TOTAL UNIT**	52	23	19	10	n/a
WOLVERINE	**TOTAL UNIT**	16	10	5	1	n/a

1994-95 HARVEST INFORMATION BY UNIT/SUBUNIT: UNIT 24

SPECIES	TYPE	HUNT	TOTAL HARVEST	SEX MALE	SEX FEMALE	SEX UNKNOWN	UNREPORTED ILLEGAL	AVERAGE HORN LGTH./ ANTLER WIDTH	COMMENTS
Unit/Subunit 24									
BEAVER	Trapping		147	0	0	147	n/a		
BLACK BEAR	General Season		4	4	0	0	n/a		There are no black bear sealing requirements in GMU 24. These data are from hunters who voluntarily submitted bears for sealing and represent a minimum known harvest
BROWN BEAR	General Season		16	7	9	0	n/a		
BROWN BEAR	Registration	NWBB	0	0	0	0	n/a		NWBB = Northwest Brown Bear subsistence hunt. 10 GMU 24 Residents registered for this hunt. No harvest was reported in this unit. One hunter failed to report. Successful/unsuccessful status is not applicable in this hunt
CARIBOU	General Season		2	2	0	0	n/a		Also see the Ray Mtns and W. Arctic Herd summaries
LYNX	Hunting/Trapping		35	0	0	35	n/a		
MARTEN	Trapping		n/a	n/a	n/a	n/a	n/a		There are no marten sealing requirements in GMU 24
MOOSE	General Season		143	135	8	0	n/a	49.6	
MOOSE	Federal	RM891	12	12	0	0	n/a	36.1	
OTTER	Trapping		4	2	1	1	n/a		
SHEEP	General Season		17	17	0	0	n/a	35.7	
SHEEP	Subsistence		11	6	5	0	n/a	n/a	Gates of the Arctic subsistence hunt. This is a multiple-bag limit hunt
SHEEP	Federal	RS424	0	0	0	0	n/a	0.00	
WOLF	Hunting/Trapping		88	54	26	8	n/a		
WOLVERINE	Hunting/Trapping		29	17	12	0	n/a		

1994-95 HARVEST INFORMATION BY UNIT/SUBUNIT: UNIT 24

SPECIES	TYPE	TOTAL HARVEST	SEX			UNREPORTED ILLEGAL
			MALE	FEMALE	UNKNOWN	
UNIT 24 TOTALS FOR SPECIES AND HUNT TYPE						
BEAVER	Trapping	147	0	0	147	n/a
BLACK BEAR	General Season	4	4	0	0	n/a
BROWN BEAR	General Season	16	7	9	0	n/a
BROWN BEAR	Registration	0	0	0	0	n/a
CARIBOU	General Season	2	2	0	0	n/a
LYNX	Hunting/Trapping	35	0	0	35	n/a
MARTEN	Trapping	n/a	n/a	n/a	n/a	n/a
MOOSE	Federal	12	12	0	0	n/a
MOOSE	General Season	143	135	8	0	n/a
OTTER	Trapping	4	2	1	1	n/a
SHEEP	Federal	0	0	0	0	n/a
SHEEP	General Season	17	17	0	0	n/a
SHEEP	Subsistence	11	6	5	0	n/a
WOLF	Hunting/Trapping	88	54	26	8	n/a
WOLVERINE	Hunting/Trapping	29	17	12	0	n/a
UNIT 24 TOTALS						
BEAVER	**TOTAL UNIT**	147	0	0	147	n/a
BLACK BEAR	**TOTAL UNIT**	4	4	0	0	n/a
BROWN BEAR	**TOTAL UNIT**	16	7	9	0	0
CARIBOU	**TOTAL UNIT**	2	2	0	0	n/a
LYNX	**TOTAL UNIT**	35	0	0	35	n/a
MARTEN	**TOTAL UNIT**	n/a	n/a	n/a	n/a	n/a
MOOSE	**TOTAL UNIT**	155	147	8	0	0
OTTER	**TOTAL UNIT**	4	2	1	1	n/a
SHEEP	**TOTAL UNIT**	28	23	5	0	0
WOLF	**TOTAL UNIT**	88	54	26	8	n/a
WOLVERINE	**TOTAL UNIT**	29	17	12	0	n/a

1994-95 HARVEST INFORMATION BY UNIT/SUBUNIT: UNIT 25

SPECIES	TYPE	HUNT	TOTAL HARVEST	SEX MALE	SEX FEMALE	SEX UNKNOWN	UNREPORTED ILLEGAL	AVERAGE HORN LGTH./ ANTLER WIDTH	COMMENTS
Unit/Subunit 25A									
BEAVER	Trapping		14	0	0	14	n/a		
BLACK BEAR	General Season		n/a	n/a	n/a	n/a	n/a		There are no black bear sealing requirements in GMU 25
BROWN BEAR	General Season		14	10	4	0	n/a		
CARIBOU	General Season		52	52	0	0	200		Also see the Porcupine Herd summary
LYNX	Hunting/Trapping		6	0	0	6	n/a		
MARTEN	Trapping		n/a	n/a	n/a	n/a	n/a		There are no marten sealing requirements in GMU 25
MOOSE	General Season		24	24	0	0	n/a	52.4	
OTTER	Trapping		1	0	1	0	n/a		
SHEEP	General Season		10	10	0	0	n/a	35.4	
SHEEP	Registration	RS595	0	0	0	0	0	0.00	7 permits issued, no hunting effort occurred
SHEEP	Federal	RS598	n/a	n/a	n/a	n/a	n/a	0.00	No information available on this hunt. It is not known whether this hunt was cancelled, or whether it was held but no hunting effort occurred
SHEEP	**TOTAL SUBUNIT**		10	10	n/a	n/a	n/a		
WOLF	Hunting/Trapping		17	7	10	0	n/a		
WOLVERINE	Hunting/Trapping		25	16	8	1	n/a		
Unit/Subunit 25B									
BEAVER	Trapping		38	0	0	38	n/a		
BLACK BEAR	General Season		n/a	n/a	n/a	n/a	n/a		There are no black bear sealing requirements in GMU 25
BROWN BEAR	General Season		1	1	0	0	n/a		
CARIBOU	General Season		7	5	2	0	10		Also see the Porcupine Herd summary
LYNX	Hunting/Trapping		69	0	0	69	n/a		
MARTEN	Trapping		n/a	n/a	n/a	n/a	n/a		There are no marten sealing requirements in GMU 25
MOOSE	General Season		33	33	0	0	n/a	45.9	
OTTER	Trapping		4	1	1	2	n/a		
SHEEP	General Season		1	1	0	0	n/a	37.2	
WOLF	Hunting/Trapping		15	4	8	3	n/a		
WOLVERINE	Hunting/Trapping		18	8	10	0	n/a		
Unit/Subunit 25C									
BEAVER	Trapping		1	0	0	1	n/a		
BLACK BEAR	General Season		3	3	0	0	n/a		
BROWN BEAR	General Season		1	1	0	0	n/a		
CARIBOU	General Season		13	13	0	0	n/a		Also see the White Mtns Herd summary
CARIBOU	Federal	RC825	0	0	0	0	n/a		Also see the Fortymile Herd summary
CARIBOU	Registration	RC865	18	18	0	0	n/a		Also see the Fortymile Herd Summary
CARIBOU	Drawing	DC877	1	0	1	0	n/a		Also see the White Mtns Herd Summary
CARIBOU	Drawing	DC878	0	0	0	0	n/a		Also see the White Mtns Herd Summary
CARIBOU	**TOTAL SUBUNIT**		32	31	1	0	n/a		

1994-95 HARVEST INFORMATION BY UNIT/SUBUNIT: UNIT 25

SPECIES	TYPE	HUNT	TOTAL HARVEST	SEX			UNREPORTED ILLEGAL	AVERAGE HORN LGTH./ ANTLER WIDTH	COMMENTS
				MALE	FEMALE	UNKNOWN			
Unit/Subunit 25C									
LYNX	Hunting/Trapping		5	0	0	5	n/a		
MARTEN	Trapping		n/a	n/a	n/a	n/a	n/a		There are no marten sealing requirements in GMU 25
MOOSE	General Season		55	55	0	0	n/a	43.3	
OTTER	Trapping		0	0	0	0	n/a		
SHEEP	General Season		2	2	0	0	n/a	37.6	
WOLF	Hunting/Trapping		13	10	3	0	n/a		
WOLVERINE	Hunting/Trapping		3	2	1	0	n/a		
Unit/Subunit 25D									
BEAVER	Trapping		83	0	0	83	n/a		
BLACK BEAR	General Season		n/a	n/a	n/a	n/a	n/a		There are no black bear sealing requirements in GMU 25
BROWN BEAR	General Season		2	1	1	0	n/a		
CARIBOU	General Season		0	0	0	0	n/a		Also see the Porcupine and White Mtn Herd summaries
CARIBOU	Federal	RC825	0	0	0	0	n/a		Also see the Fortymile Herd summary
CARIBOU	**TOTAL SUBUNIT**		0	0	0	0	n/a		
LYNX	Hunting/Trapping		186	0	0	186	n/a		
MARTEN	Trapping		n/a	n/a	n/a	n/a	n/a		There are no marten sealing requirements in GMU 25
MOOSE	General Season		27	27	0	0	n/a	47.4	
MOOSE	Tier II	TM940	10	10	0	0	n/a	32.5	
MOOSE	Federal	RM945	2	2	0	0	n/a	53.0	
MOOSE	**TOTAL SUBUNIT**		39	39	0	0	n/a		
OTTER	Trapping		1	0	0	1	n/a		
SHEEP	General Season		1	1	0	0	n/a	37.5	
WOLF	Hunting/Trapping		32	18	12	2	n/a		
WOLVERINE	Hunting/Trapping		9	1	5	3	n/a		
Unit/Subunit 25Z									
CARIBOU	Federal	RC825	0	0	0	0	n/a		Also see the Fortymile Herd summary
MOOSE	General Season		3	3	0	0	n/a	55.3	
MOOSE	Federal	RM945	0	0	0	0	n/a	0.00	
MOOSE	**TOTAL SUBUNIT**		3	3	0	0	n/a		
SHEEP	General Season		1	1	0	0	n/a	37.5	

1994-95 HARVEST INFORMATION BY UNIT/SUBUNIT: UNIT 25

SPECIES	TYPE	TOTAL HARVEST	SEX			UNREPORTED ILLEGAL
			MALE	FEMALE	UNKNOWN	
UNIT 25 TOTALS FOR SPECIES AND HUNT TYPE						
BEAVER	Trapping	136	0	0	136	n/a
BLACK BEAR	General Season	3	3	0	0	n/a
BROWN BEAR	General Season	18	13	5	0	n/a
CARIBOU	Drawing	1	0	1	0	n/a
CARIBOU	Federal	0	0	0	0	n/a
CARIBOU	General Season	72	70	2	0	210
CARIBOU	Registration	18	18	0	0	n/a
LYNX	Hunting/Trapping	266	0	0	266	n/a
MARTEN	Trapping	n/a	n/a	n/a	n/a	n/a
MOOSE	Federal	2	2	0	0	n/a
MOOSE	General Season	142	142	0	0	n/a
MOOSE	Tier II	10	10	0	0	n/a
OTTER	Trapping	6	1	2	3	n/a
SHEEP	Federal	n/a	n/a	n/a	n/a	n/a
SHEEP	General Season	15	15	0	0	n/a
SHEEP	Registration	0	0	0	0	0
WOLF	Hunting/Trapping	77	39	33	5	n/a
WOLVERINE	Hunting/Trapping	55	27	24	4	n/a
UNIT 25 TOTALS						
BEAVER	**TOTAL UNIT**	136	0	0	136	n/a
BLACK BEAR	**TOTAL UNIT**	3	3	0	0	n/a
BROWN BEAR	**TOTAL UNIT**	18	13	5	0	0
CARIBOU	**TOTAL UNIT**	91	88	3	0	210
LYNX	**TOTAL UNIT**	266	0	0	266	n/a
MARTEN	**TOTAL UNIT**	n/a	n/a	n/a	n/a	n/a
MOOSE	**TOTAL UNIT**	154	154	0	0	0
OTTER	**TOTAL UNIT**	6	1	2	3	n/a
SHEEP	**TOTAL UNIT**	15	15	0	0	0
WOLF	**TOTAL UNIT**	77	39	33	5	n/a
WOLVERINE	**TOTAL UNIT**	55	27	24	4	n/a

1994-95 HARVEST INFORMATION BY UNIT/SUBUNIT: UNIT 26

SPECIES	TYPE	HUNT	TOTAL HARVEST	SEX MALE	SEX FEMALE	SEX UNKNOWN	UNREPORTED ILLEGAL	AVERAGE HORN LGTH./ ANTLER WIDTH	COMMENTS
Unit/Subunit 26A									
BLACK BEAR	General Season		0	0	0	0	0		There are no black bear sealing requirements in GMU 26
BROWN BEAR	General Season		5	3	2	0	0		
BROWN BEAR	Drawing	DB985	6	5	1	0	0		
BROWN BEAR	Drawing	DB986	5	4	1	0	0		
BROWN BEAR	Drawing	DB995	3	3	0	0	0		
BROWN BEAR	Drawing	DB996	1	1	0	0	0		
BROWN BEAR	Registration	NWBB	0	0	0	0	n/a		NWBB = Northwest Brown Bear subsistence hunt. 5 GMU 26A residents registered for this hunt. No harvest was reported in 26A. Two hunters failed to report. Successful/unsuccessful status is not applicable to this hunt
BROWN BEAR	**TOTAL SUBUNIT**		20	16	4	0	n/a		
CARIBOU	General Season		n/a	n/a	n/a	n/a	n/a		See the W. Arctic Herd summary
LYNX	Hunting/Trapping		0	0	0	0	0		
MOOSE	General Season		41	37	4	0	0	50.6	
OTTER	Trapping		0	0	0	0	0		
SHEEP	General Season		12	12	0	0	n/a	33.94	
WOLF	Hunting/Trapping		46	31	15	0	n/a		
WOLVERINE	Hunting/Trapping		16	10	6	0	n/a		
Unit/Subunit 26B									
BLACK BEAR	General Season		n/a	n/a	n/a	n/a	n/a		There are no black bear sealing requirements in GMU 26
BROWN BEAR	General Season		1	1	0	0	0		
BROWN BEAR	General Season		8	4	4	0	n/a		
BROWN BEAR	Drawing	DB987	3	3	0	0	0		
BROWN BEAR	**TOTAL SUBUNIT**		12	8	4	0	0		
CARIBOU	General Season		341	321	20	0	n/a		Also see the Porcupine and Central Arctic Herd summaries
LYNX	Hunting/Trapping		3	0	0	3	n/a		
MOOSE	General Season		37	37	0	0	n/a	50.1	
MUSKOX	Tier II	TX110	0	0	0	0	0		Two permits issued
OTTER	Trapping		0	0	0	0	n/a		
SHEEP	General Season		50	50	0	0	n/a	35.1	
SHEEP	Federal	RS699	2	2	0	0	n/a	n/a	
SHEEP	**TOTAL SUBUNIT**		52	52	0	0	n/a		
WOLF	Hunting/Trapping		18	11	7	0	n/a		
WOLVERINE	Hunting/Trapping		8	6	2	0	n/a		

1994-95 HARVEST INFORMATION BY UNIT/SUBUNIT: UNIT 26

SPECIES	TYPE	HUNT	TOTAL HARVEST	SEX			UNREPORTED ILLEGAL	AVERAGE HORN LGTH./ ANTLER WIDTH	COMMENTS
				MALE	FEMALE	UNKNOWN			
Unit/Subunit 26C									
BLACK BEAR	General Season		n/a	n/a	n/a	n/a	n/a		There are no black bear sealing requirements in GMU 26
BROWN BEAR	General Season		4	2	2	0	n/a		
CARIBOU	General Season		11	10	1	0	n/a		Also see the Porcupine Herd summary
LYNX	Hunting/Trapping		0	0	0	0	n/a		
MOOSE	General Season		6	6	0	0	n/a	54.4	
MUSKOX	Federal	RX113	7	6	0	1	n/a		
OTTER	Trapping		0	0	0	0	n/a		
SHEEP	General Season		66	66	0	0	n/a	36.0	
SHEEP	Registration	RS595	0	0	0	0	0	0.00	7 permits issued, no hunting effort occurred
SHEEP	Federal	RS598	4	3	1	0	n/a	20.0	
SHEEP	**TOTAL SUBUNIT**		70	69	1	0	n/a		
WOLF	Hunting/Trapping		5	4	1	0	n/a		
Unit/Subunit 26Z									
MOOSE	General Season		0	0	0	0	n/a	0.00	
SHEEP	General Season		3	3	0	0	n/a	38.5	

1994-95 HARVEST INFORMATION BY UNIT/SUBUNIT: UNIT 26

SPECIES	TYPE	TOTAL HARVEST	SEX MALE	SEX FEMALE	SEX UNKNOWN	UNREPORTED ILLEGAL
UNIT 26 TOTALS FOR SPECIES AND HUNT TYPE						
BLACK BEAR	General Season	0	0	0	0	n/a
BROWN BEAR	Drawing	18	16	2	0	0
BROWN BEAR	General Season	18	10	8	0	n/a
BROWN BEAR	Registration	0	0	0	0	n/a
CARIBOU	General Season	352	331	21	0	n/a
LYNX	Hunting/Trapping	3	0	0	3	n/a
MOOSE	General Season	84	80	4	0	n/a
MUSKOX	Federal	7	6	0	1	n/a
MUSKOX	Tier II	0	0	0	0	0
OTTER	Trapping	0	0	0	0	n/a
SHEEP	Federal	6	5	1	0	n/a
SHEEP	General Season	131	131	0	0	n/a
SHEEP	Registration	0	0	0	0	0
WOLF	Hunting/Trapping	69	46	23	0	n/a
WOLVERINE	Hunting/Trapping	24	16	8	0	n/a
UNIT 26 TOTALS						
BLACK BEAR	**TOTAL UNIT**	0	0	0	0	n/a
BROWN BEAR	**TOTAL UNIT**	36	26	10	0	0
CARIBOU	**TOTAL UNIT**	352	331	21	0	n/a
LYNX	**TOTAL UNIT**	3	0	0	3	n/a
MOOSE	**TOTAL UNIT**	84	80	4	0	0
MUSKOX	**TOTAL UNIT**	7	6	0	1	0
OTTER	**TOTAL UNIT**	0	0	0	0	n/a
SHEEP	**TOTAL UNIT**	137	136	1	0	0
WOLF	**TOTAL UNIT**	69	46	23	0	n/a
WOLVERINE	**TOTAL UNIT**	24	16	8	0	n/a

1994-95 HARVEST INFORMATION BY UNIT/SUBUNIT: UNIT 27 (UNKNOWNS)

SPECIES	TYPE	HUNT	TOTAL HARVEST	SEX MALE	SEX FEMALE	SEX UNKNOWN	UNREPORTED ILLEGAL	AVERAGE HORN LGTH./ ANTLER WIDTH	COMMENTS
Unit/Subunit 27Z									
BLACK BEAR	DLP		1	0	1	0	0		
BROWN BEAR	DLP		1	0	1	0	0		
DEER	General Season		270	206	64	0	n/a		Data estimated from hunter surveys. GMUs 1-5, specific location unknown
DEER	Federal	RD701	1	0	1	0	n/a		RD701 does not appear in the Federal Subsistence Regulation book. It is unknown where this hunt was held
MOOSE	General Season		29	27	1	1	n/a	42.4	
SHEEP	General Season		3	2	0	1	n/a	37.2	
UNIT 27 TOTALS FOR SPECIES AND HUNT TYPE									
BLACK BEAR	DLP		1	0	1	0	0		
BROWN BEAR	DLP		1	0	1	0	0		
DEER	Federal		1	0	1	0	n/a		
DEER	General Season		270	206	64	0	n/a		
MOOSE	General Season		29	27	1	1	n/a		
SHEEP	General Season		3	2	0	1	n/a		
UNIT 27 TOTALS									
BLACK BEAR	**TOTAL UNIT**		1	0	1	0	n/a		
BROWN BEAR	**TOTAL UNIT**		1	0	1	0	0		
DEER	**TOTAL UNIT**		271	206	65	0	0		
MOOSE	**TOTAL UNIT**		29	27	1	1	0		
SHEEP	**TOTAL UNIT**		3	2	0	1	0		

1994-95 HARVEST INFORMATION BY UNIT/SUBUNIT: STATEWIDE

SPECIES	TYPE	TOTAL HARVEST	SEX			UNREPORTED ILLEGAL
			MALE	FEMALE	UNKNOWN	
STATEWIDE TOTALS FOR SPECIES AND HUNT TYPE						
BEAVER	Trapping	4399	0	0	4399	n/a
BISON	Drawing	60	32	28	0	0
BLACK BEAR	DLP	30	22	4	4	3
BLACK BEAR	General Season	1748	1329	408	11	12
BLACK BEAR	Other Mortality	9	5	4	0	0
BROWN BEAR	DLP	68	35	29	4	9
BROWN BEAR	Drawing	154	113	41	0	0
BROWN BEAR	General Season	491	302	186	3	7
BROWN BEAR	Other Mortality	14	5	5	4	
BROWN BEAR	Registration	206	144	61	1	n/a
CARIBOU	Drawing	48	33	15	0	n/a
CARIBOU	Federal	281	228	51	2	n/a
CARIBOU	General Season	570	528	42	0	210
CARIBOU	Registration	656	618	37	1	n/a
CARIBOU	Tier II	3103	2299	786	18	n/a
DEER	Federal	1	0	1	0	n/a
DEER	General Season	29467	22490	6977	0	n/a
DEER	Registration	160	160	0	0	n/a
ELK	Drawing	66	46	20	0	n/a
ELK	Registration	19	12	7	0	n/a
LYNX	Hunting/Trapping	815	13	19	783	n/a
LYNX	Other Mortality	1	0	0	1	n/a
MARTEN	Trapping	4906	1630	809	2467	n/a
MOOSE	Drawing	528	166	361	1	2
MOOSE	Federal	52	49	3	0	n/a
MOOSE	General Season	5959	5823	102	34	3
MOOSE	Registration	388	383	3	2	3
MOOSE	Tier II	189	189	0	0	1
MT. GOAT	Drawing	112	67	44	1	n/a
MT. GOAT	Federal	3	0	3	0	n/a
MT. GOAT	Registration	337	226	109	2	10
MT. GOAT	Tier II	27	21	6	0	n/a
MUSKOX	Drawing	20	20	0	0	0
MUSKOX	Federal	7	6	0	1	n/a
MUSKOX	Registration	5	0	5	0	0
MUSKOX	Tier II	0	0	0	0	0
OTTER	Trapping	1368	688	526	154	6
SHEEP	Drawing	140	125	15	0	n/a
SHEEP	Federal	6	5	1	0	n/a
SHEEP	General Season	883	838	24	21	n/a
SHEEP	Registration	0	0	0	0	0
SHEEP	Subsistence	11	6	5	0	n/a
WOLF	Hunting/Trapping	1456	806	553	97	2
WOLF	Other Mortality	1	0	0	1	0
WOLVERINE	Hunting/Trapping	626	363	242	21	3

1994-95 HARVEST INFORMATION BY UNIT/SUBUNIT: STATEWIDE

SPECIES	TYPE	TOTAL HARVEST	SEX MALE	SEX FEMALE	SEX UNKNOWN	UNREPORTED ILLEGAL
STATEWIDE TOTALS FOR SPECIES						
BEAVER	**TOTAL STATEWIDE**	4399	0	0	4399	0
BISON	**TOTAL STATEWIDE**	60	32	28	0	0
BLACK BEAR	**TOTAL STATEWIDE**	1787	1356	416	15	15
BROWN BEAR	**TOTAL STATEWIDE**	933	599	322	12	15
CARIBOU	**TOTAL STATEWIDE**	4658	3706	931	21	210
DEER	**TOTAL STATEWIDE**	29628	22650	6978	0	0
ELK	**TOTAL STATEWIDE**	85	58	27	0	0
LYNX	**TOTAL STATEWIDE**	816	13	19	784	0
MARTEN	**TOTAL STATEWIDE**	4906	1630	809	2467	0
MOOSE	**TOTAL STATEWIDE**	7116	6610	469	37	9
MT.GOAT	**TOTAL STATEWIDE**	479	314	162	3	10
MUSKOX	**TOTAL STATEWIDE**	32	26	5	1	0
OTTER	**TOTAL STATEWIDE**	1368	688	526	154	6
SHEEP	**TOTAL STATEWIDE**	1040	974	45	21	0
WOLF	**TOTAL STATEWIDE**	1457	806	553	98	2
WOLVERINE	**TOTAL STATEWIDE**	626	363	242	21	3

1994-95 HUNTER INFORMATION BY UNIT/SUBUNIT: UNIT 01

SPECIES	TYPE	HUNT	SUCCESSFUL HUNTERS TOTAL	UNIT RES	OTHER STATE RES	NON-RES	UNKN. RES	UNSUCCESSFUL HUNTERS TOTAL	UNIT RES	OTHER STATE RES	NON-RES	UNKN. RES	PERCENT SUCCESSFUL TOTAL	UNIT RES	OTHER STATE RES	NON-RES	UNKN. RES	EFFORT TOTAL HUNTER DAYS	EFFORT AVG. HUNTER EFFORT
Unit/Subunit 01A																			
BEAVER	Trapping		19	19	0	0	0	n/a	n/a	n/a	n/a	n/a	n/a	n/a	0.00	0.00	0.00	n/a	n/a
BLACK BEAR	General Season		46	30	6	10	0	n/a	n/a	n/a	n/a	n/a	n/a	n/a	n/a	n/a	0.00	n/a	n/a
BROWN BEAR	Registration	RB062	5	4	1	0	0	10	6	4	0	0	33.33	40.00	20.00	0.00	0.00	65	4.33
BROWN BEAR	Registration	RB072	3	3	0	0	0	11	9	0	2	0	21.43	25.00	0.00	0.00	0.00	78	5.57
BROWN BEAR	**TOTAL SUBUNIT**		8	7	1	0	0	21	15	4	2	0							
DEER	General Season		516	509	5	2	0	551	513	27	11	0	48.36	49.80	15.63	15.38	0.00	5514	5.17
LYNX	Hunting/Trapping		1	0	1	0	0	n/a	n/a	n/a	n/a	n/a	n/a	0.00	n/a	0.00	0.00	n/a	n/a
MARTEN	Trapping		143	143	0	0	0	n/a	n/a	n/a	n/a	n/a	n/a	n/a	0.00	0.00	0.00	n/a	n/a
MOOSE	Registration	RM022	6	4	2	0	0	41	39	2	0	0	12.77	9.30	50.00	0.00	0.00	216	4.60
MOOSE	Federal	RM031	0	0	0	0	0	1	0	1	0	0	0.00	0.00	0.00	0.00	0.00	2	2.00
MOOSE	**TOTAL SUBUNIT**		6	4	2	0	0	42	39	3	0	0							
MT. GOAT	Registration	RG001	20	15	3	2	0	55	46	8	1	0	26.67	24.59	27.27	66.67	0.00	205	2.73
MT. GOAT	Registration	RG002	0	0	0	0	0	0	0	0	0	0	0.00	0.00	0.00	0.00	0.00	0	0.00
MT. GOAT	**TOTAL SUBUNIT**		20	15	3	2	0	55	46	8	1	0							
OTTER	Trapping		129	129	0	0	0	n/a	n/a	n/a	n/a	n/a	n/a	n/a	0.00	0.00	0.00	n/a	n/a
WOLF	Hunting/Trapping		40	38	1	1	0	n/a	n/a	n/a	n/a	n/a	n/a	n/a	n/a	n/a	0.00	n/a	n/a
WOLVERINE	Hunting/Trapping		5	5	0	0	0	n/a	n/a	n/a	n/a	n/a	n/a	n/a	0.00	0.00	0.00	n/a	n/a
Unit/Subunit 01B																			
BEAVER	Trapping		2	0	1	0	1	n/a	n/a	n/a	n/a	n/a	n/a	0.00	n/a	0.00	n/a	n/a	n/a
BLACK BEAR	General Season		12	2	3	7	0	n/a	n/a	n/a	n/a	n/a	n/a	n/a	n/a	n/a	0.00	n/a	n/a
BROWN BEAR	Registration	RB062	2	0	0	2	0	5	0	3	2	0	28.57	0.00	0.00	50.00	0.00	32	4.57
BROWN BEAR	Registration	RB072	3	0	0	3	0	6	2	3	1	0	33.33	0.00	0.00	75.00	0.00	44	4.89
BROWN BEAR	**TOTAL SUBUNIT**		5	0	0	5	0	11	2	6	3	0							
DEER	General Season		125	18	107	0	0	137	30	105	2	0	47.71	37.50	50.47	0.00	0.00	805	3.07
LYNX	Hunting/Trapping		0	0	0	0	0	n/a	n/a	n/a	n/a	n/a	0.00	0.00	0.00	0.00	0.00	n/a	n/a
MARTEN	Trapping		80	10	70	0	0	n/a	n/a	n/a	n/a	n/a	n/a	n/a	n/a	0.00	0.00	n/a	n/a
MOOSE	Federal	RM031	3	0	3	0	0	72	0	72	0	0	4.00	0.00	4.00	0.00	0.00	522	6.96
MOOSE	Registration	RM035	11	0	11	0	0	117	8	109	0	0	8.59	0.00	9.17	0.00	0.00	793	6.20
MOOSE	**TOTAL SUBUNIT**		14	0	14	0	0	189	8	181	0	0							
MT. GOAT	Registration	RG001	6	1	5	0	0	0	0	0	0	0	100.00	100.00	100.00	0.00	0.00	54	9.00
MT. GOAT	Registration	RG004	28	0	22	6	0	50	2	38	10	0	35.90	0.00	36.67	37.50	0.00	220	2.82
MT. GOAT	**TOTAL SUBUNIT**		34	1	27	6	0	50	2	38	10	0							
OTTER	Trapping		26	10	16	0	0	n/a	n/a	n/a	n/a	n/a	n/a	n/a	n/a	0.00	0.00	n/a	n/a
WOLF	Hunting/Trapping		16	3	13	0	0	n/a	n/a	n/a	n/a	n/a	n/a	n/a	n/a	0.00	0.00	n/a	n/a
WOLVERINE	Hunting/Trapping		8	2	6	0	0	n/a	n/a	n/a	n/a	n/a	n/a	n/a	n/a	0.00	0.00	n/a	n/a
Unit/Subunit 01C																			
BEAVER	Trapping		10	10	0	0	0	n/a	n/a	n/a	n/a	n/a	n/a	n/a	0.00	0.00	0.00	n/a	n/a
BLACK BEAR	General Season		55	36	9	10	0	n/a	n/a	n/a	n/a	n/a	n/a	n/a	n/a	n/a	0.00	n/a	n/a
BROWN BEAR	Registration	RB062	1	0	0	1	0	11	6	2	3	0	8.33	0.00	0.00	25.00	0.00	67	5.58
BROWN BEAR	Registration	RB072	2	1	0	1	0	22	20	2	0	0	8.33	4.76	0.00	100.00	0.00	64	2.67
BROWN BEAR	**TOTAL SUBUNIT**		3	1	0	2	0	33	26	4	3	0							
DEER	General Season		365	359	4	2	0	652	602	39	11	0	35.89	37.36	9.30	15.38	0.00	n/a	n/a
LYNX	Hunting/Trapping		1	0	1	0	0	n/a	n/a	n/a	n/a	n/a	n/a	0.00	n/a	0.00	0.00	n/a	n/a
MARTEN	Trapping		190	115	0	0	75	n/a	n/a	n/a	n/a	n/a	n/a	n/a	0.00	0.00	n/a	n/a	n/a

1994-95 HUNTER INFORMATION BY UNIT/SUBUNIT: UNIT 01

SPECIES	TYPE	HUNT	SUCCESSFUL HUNTERS TOTAL	UNIT RES	OTHER STATE RES	NON-RES	UNKN. RES	UNSUCCESSFUL HUNTERS TOTAL	UNIT RES	OTHER STATE RES	NON-RES	UNKN. RES	PERCENT SUCCESSFUL TOTAL	UNIT RES	OTHER STATE RES	NON-RES	UNKN. RES	EFFORT TOTAL HUNTER DAYS	EFFORT AVG. HUNTER EFFORT
Unit/Subunit 01C																			
MOOSE	Drawing	DM041	8	8	0	0	0	0	0	0	0	0	100.00	100.00	0.00	0.00	0.00	26	3.25
MOOSE	Drawing	DM042	6	6	0	0	0	0	0	0	0	0	100.00	100.00	0.00	0.00	0.00	12	2.00
MOOSE	Registration	RM046	45	39	5	1	0	184	154	30	0	0	19.65	20.21	14.29	100.00	0.00	938	4.10
MOOSE	**TOTAL SUBUNIT**		59	53	5	1	0	184	154	30	0	0							
MT. GOAT	Registration	RG012/13	42	16	3	23	0	41	29	7	5	0	50.60	35.56	30.00	82.14	0.00	246	2.96
OTTER	Trapping		30	28	2	0	0	n/a	n/a	n/a	n/a	n/a	n/a	n/a	n/a	0.00	0.00	n/a	n/a
WOLF	Hunting/Trapping		7	6	0	0	1	n/a	n/a	n/a	n/a	n/a	n/a	n/a	0.00	0.00	n/a	n/a	n/a
WOLVERINE	Hunting/Trapping		9	9	0	0	0	n/a	n/a	n/a	n/a	n/a	n/a	n/a	0.00	0.00	0.00	n/a	n/a
Unit/Subunit 01D																			
BLACK BEAR	General Season		20	15	2	3	0	n/a	n/a	n/a	n/a	n/a	n/a	n/a	n/a	n/a	0.00	n/a	n/a
BROWN BEAR	Registration	RB062	6	1	2	3	0	20	13	7	0	0	23.08	7.14	22.22	100.00	0.00	144	5.54
BROWN BEAR	Registration	RB072	9	3	3	3	0	32	13	17	2	0	21.95	18.75	15.00	60.00	0.00	216	5.27
BROWN BEAR	**TOTAL SUBUNIT**		15	4	5	6	0	52	26	24	2	0							
LYNX	Hunting/Trapping		0	0	0	0	0	n/a	n/a	n/a	n/a	n/a	0.00	0.00	0.00	0.00	0.00	n/a	n/a
MARTEN	Trapping		151	151	0	0	0	n/a	n/a	n/a	n/a	n/a	n/a	n/a	0.00	0.00	0.00	n/a	n/a
MOOSE	Federal	RM031	0	0	0	0	0	1	0	1	0	0	0.00	0.00	0.00	0.00	0.00	3	3.00
MOOSE	Tier II	TM059	17	17	0	0	0	130	127	3	0	0	11.56	11.81	0.00	0.00	0.00	304	2.07
MOOSE	**TOTAL SUBUNIT**		17	17	0	0	0	131	127	4	0	0							
MT. GOAT	Registration	RG025/26	25	15	9	1	0	79	54	25	0	0	24.04	21.74	26.47	100.00	0.00	232	2.23
OTTER	Trapping		2	2	0	0	0	n/a	n/a	n/a	n/a	n/a	n/a	n/a	0.00	0.00	0.00	n/a	n/a
WOLF	Hunting/Trapping		2	2	0	0	0	n/a	n/a	n/a	n/a	n/a	n/a	n/a	0.00	0.00	0.00	n/a	n/a
WOLVERINE	Hunting/Trapping		4	4	0	0	0	n/a	n/a	n/a	n/a	n/a	n/a	n/a	0.00	0.00	0.00	n/a	n/a

1994-95 HUNTER INFORMATION BY UNIT/SUBUNIT: UNIT 01

			SUCCESSFUL HUNTERS					UNSUCCESSFUL HUNTERS				
SPECIES	TYPE	HUNT	TOTAL	UNIT RES	OTHER STATE RES	NON-RES	UNKN. RES	TOTAL	UNIT RES	OTHER STATE RES	NON-RES	UNKN RES
UNIT 01 TOTALS FOR SPECIES AND HUNT TYPE												
BEAVER	Trapping		31	29	1	0	1	n/a	n/a	n/a	n/a	n/a
BLACK BEAR	General Season		133	83	20	30	0	n/a	n/a	n/a	n/a	n/a
BROWN BEAR	Registration		31	12	6	13	0	117	69	38	10	0
DEER	General Season		1006	886	116	4	0	1340	1145	171	24	0
LYNX	Hunting/Trapping		2	0	2	0	0	n/a	n/a	n/a	n/a	n/a
MARTEN	Trapping		564	419	70	0	75	n/a	n/a	n/a	n/a	n/a
MOOSE	Drawing		14	14	0	0	0	0	0	0	0	0
MOOSE	Federal		3	0	3	0	0	74	0	74	0	0
MOOSE	Registration		62	43	18	1	0	342	201	141	0	0
MOOSE	Tier II		17	17	0	0	0	130	127	3	0	0
MT. GOAT	Registration		121	47	42	32	0	225	131	78	16	0
OTTER	Trapping		187	169	18	0	0	n/a	n/a	n/a	n/a	n/a
WOLF	Hunting/Trapping		65	49	14	1	1	n/a	n/a	n/a	n/a	n/a
WOLVERINE	Hunting/Trapping		26	20	6	0	0	n/a	n/a	n/a	n/a	n/a
UNIT 01 TOTALS												
BEAVER	**TOTAL UNIT**		31	29	1	0	1	n/a	n/a	n/a	n/a	n/a
BLACK BEAR	**TOTAL UNIT**		133	83	20	30	0	n/a	n/a	n/a	n/a	n/a
BROWN BEAR	**TOTAL UNIT**		31	12	6	13	0	117	69	38	10	0
DEER	**TOTAL UNIT**		1006	886	116	4	0	1340	1145	171	24	0
LYNX	**TOTAL UNIT**		2	0	2	0	0	n/a	n/a	n/a	n/a	n/a
MARTEN	**TOTAL UNIT**		564	419	70	0	75	n/a	n/a	n/a	n/a	n/a
MOOSE	**TOTAL UNIT**		96	74	21	1	0	546	328	218	0	0
MT. GOAT	**TOTAL UNIT**		121	47	42	32	0	225	131	78	16	0
OTTER	**TOTAL UNIT**		187	169	18	0	0	n/a	n/a	n/a	n/a	n/a
WOLF	**TOTAL UNIT**		65	49	14	1	1	n/a	n/a	n/a	n/a	n/a
WOLVERINE	**TOTAL UNIT**		26	20	6	0	0	n/a	n/a	n/a	n/a	n/a

1994-95 HUNTER INFORMATION BY UNIT/SUBUNIT: UNIT 02

SPECIES	TYPE	HUNT	SUCCESSFUL HUNTERS TOTAL	SUCCESSFUL HUNTERS UNIT RES	SUCCESSFUL HUNTERS OTHER STATE RES	SUCCESSFUL HUNTERS NON-RES	SUCCESSFUL HUNTERS UNKN. RES	UNSUCCESSFUL HUNTERS TOTAL	UNSUCCESSFUL HUNTERS UNIT RES	UNSUCCESSFUL HUNTERS OTHER STATE RES	UNSUCCESSFUL HUNTERS NON-RES	UNSUCCESSFUL HUNTERS UNKN. RES	PERCENT SUCCESSFUL TOTAL	PERCENT SUCCESSFUL UNIT RES	PERCENT SUCCESSFUL OTHER STATE RES	PERCENT SUCCESSFUL NON-RES	PERCENT SUCCESSFUL UNKN. RES	EFFORT TOTAL HUNTER DAYS	EFFORT AVG. HUNTER EFFORT
Unit/Subunit 02																			
BEAVER	Trapping		161	159	2	0	0	n/a	n/a	n/a	n/a	n/a	n/a	n/a	n/a	0.00	0.00	n/a	n/a
BLACK BEAR	General Season		235	33	49	149	4	n/a	n/a	n/a	n/a	n/a	n/a	n/a	n/a	n/a	n/a	n/a	n/a
DEER	General Season		1412	773	608	31	0	608	231	322	55	0	69.90	76.99	65.38	36.05	0.00	12140	6.01
LYNX	Hunting/Trapping		0	0	0	0	0	n/a	n/a	n/a	n/a	n/a	0.00	0.00	0.00	0.00	0.00	n/a	n/a
MARTEN	Trapping		1043	959	84	0	0	n/a	n/a	n/a	n/a	n/a	n/a	n/a	n/a	0.00	0.00	n/a	n/a
OTTER	Trapping		232	211	21	0	0	n/a	n/a	n/a	n/a	n/a	n/a	n/a	n/a	0.00	0.00	n/a	n/a
WOLF	Hunting/Trapping		86	66	18	2	0	n/a	n/a	n/a	n/a	n/a	n/a	n/a	n/a	n/a	0.00	n/a	n/a
WOLVERINE	Hunting/Trapping		n/a	n/a	n/a	n/a	n/a	n/a	n/a	n/a	n/a	n/a	n/a	n/a	n/a	n/a	n/a	n/a	n/a
UNIT 02 TOTALS FOR SPECIES AND HUNT TYPE																			
BEAVER	Trapping		161	159	2	0	0	n/a	n/a	n/a	n/a	n/a							
BLACK BEAR	General Season		235	33	49	149	4	n/a	n/a	n/a	n/a	n/a							
DEER	General Season		1412	773	608	31	0	608	231	322	55	0							
LYNX	Hunting/Trapping		0	0	0	0	0	n/a	n/a	n/a	n/a	n/a							
MARTEN	Trapping		1043	959	84	0	0	n/a	n/a	n/a	n/a	n/a							
OTTER	Trapping		232	211	21	0	0	n/a	n/a	n/a	n/a	n/a							
WOLF	Hunting/Trapping		86	66	18	2	0	n/a	n/a	n/a	n/a	n/a							
WOLVERINE	Hunting/Trapping		n/a	n/a	n/a	n/a	n/a	n/a	n/a	n/a	n/a	n/a							
UNIT 02 TOTALS																			
BEAVER	**TOTAL UNIT**		161	159	2	0	0	n/a	n/a	n/a	n/a	n/a							
BLACK BEAR	**TOTAL UNIT**		235	33	49	149	4	n/a	n/a	n/a	n/a	n/a							
DEER	**TOTAL UNIT**		1412	773	608	31	0	608	231	322	55	0							
LYNX	**TOTAL UNIT**		0	0	0	0	0	n/a	n/a	n/a	n/a	n/a							
MARTEN	**TOTAL UNIT**		1043	959	84	0	0	n/a	n/a	n/a	n/a	n/a							
OTTER	**TOTAL UNIT**		232	211	21	0	0	n/a	n/a	n/a	n/a	n/a							
WOLF	**TOTAL UNIT**		86	66	18	2	0	n/a	n/a	n/a	n/a	n/a							
WOLVERINE	**TOTAL UNIT**		n/a	n/a	n/a	n/a	n/a	n/a	n/a	n/a	n/a	n/a							

1994-95 HUNTER INFORMATION BY UNIT/SUBUNIT: UNIT 03

			SUCCESSFUL HUNTERS					UNSUCCESSFUL HUNTERS					PERCENT SUCCESSFUL					EFFORT	
SPECIES	TYPE	HUNT	TOTAL	UNIT RES	OTHER STATE RES	NON-RES	UNKN. RES	TOTAL	UNIT RES	OTHER STATE RES	NON-RES	UNKN RES	TOTAL	UNIT RES	OTHER STATE RES	NON-RES	UNKN. RES	TOTAL HUNTER DAYS	AVG. HUNTER EFFORT
Unit/Subunit 03																			
BEAVER	Trapping		25	25	0	0	0	n/a	n/a	n/a	n/a	n/a	n/a	n/a	0.00	0.00	0.00	n/a	n/a
BLACK BEAR	General Season		214	32	61	121	0	n/a	n/a	n/a	n/a	n/a	n/a	n/a	n/a	n/a	0.00	n/a	n/a
DEER	General Season		495	456	35	4	0	591	481	108	2	0	45.58	48.67	24.48	66.67	0.00	5081	4.68
DEER	Registration	RD606	160	157	2	1	0	410	398	11	1	0	28.07	28.29	15.38	50.00	0.00	1950	3.42
LYNX	Hunting/Trapping		0	0	0	0	0	n/a	n/a	n/a	n/a	n/a	0.00	0.00	0.00	0.00	0.00	n/a	n/a
MARTEN	Trapping		101	76	0	0	25	n/a	n/a	n/a	n/a	n/a	n/a	n/a	0.00	0.00	n/a	n/a	n/a
MOOSE	Registration	RM035	19	18	1	0	0	374	351	23	0	0	4.83	4.88	4.17	0.00	0.00	1545	3.93
OTTER	Trapping		56	55	1	0	0	n/a	n/a	n/a	n/a	n/a	n/a	n/a	n/a	0.00	0.00	n/a	n/a
WOLF	Hunting/Trapping		54	52	0	2	0	n/a	n/a	n/a	n/a	n/a	n/a	n/a	0.00	n/a	0.00	n/a	n/a
WOLVERINE	Hunting/Trapping		1	1	0	0	0	n/a	n/a	n/a	n/a	n/a	n/a	n/a	0.00	0.00	0.00	n/a	n/a
UNIT 03 TOTALS FOR SPECIES AND HUNT TYPE																			
BEAVER	Trapping		25	25	0	0	0	n/a	n/a	n/a	n/a	n/a							
BLACK BEAR	General Season		214	32	61	121	0	n/a	n/a	n/a	n/a	n/a							
DEER	General Season		495	456	35	4	0	591	481	108	2	0							
DEER	Registration		160	157	2	1	0	410	398	11	1	0							
LYNX	Hunting/Trapping		0	0	0	0	0	n/a	n/a	n/a	n/a	n/a							
MARTEN	Trapping		101	76	0	0	25	n/a	n/a	n/a	n/a	n/a							
MOOSE	Registration		19	18	1	0	0	374	351	23	0	0							
OTTER	Trapping		56	55	1	0	0	n/a	n/a	n/a	n/a	n/a							
WOLF	Hunting/Trapping		54	52	0	2	0	n/a	n/a	n/a	n/a	n/a							
WOLVERINE	Hunting/Trapping		1	1	0	0	0	n/a	n/a	n/a	n/a	n/a							
UNIT 03 TOTALS																			
BEAVER	**TOTAL UNIT**		25	25	0	0	0	n/a	n/a	n/a	n/a	n/a							
BLACK BEAR	**TOTAL UNIT**		214	32	61	121	0	n/a	n/a	n/a	n/a	n/a							
DEER	**TOTAL UNIT**		655	613	37	5	0	1001	879	119	3	0							
LYNX	**TOTAL UNIT**		0	0	0	0	0	n/a	n/a	n/a	n/a	n/a							
MARTEN	**TOTAL UNIT**		101	76	0	0	25	n/a	n/a	n/a	n/a	n/a							
MOOSE	**TOTAL UNIT**		19	18	1	0	0	374	351	23	0	0							
OTTER	**TOTAL UNIT**		56	55	1	0	0	n/a	n/a	n/a	n/a	n/a							
WOLF	**TOTAL UNIT**		54	52	0	2	0	n/a	n/a	n/a	n/a	n/a							
WOLVERINE	**TOTAL UNIT**		1	1	0	0	0	n/a	n/a	n/a	n/a	n/a							

1994-95 HUNTER INFORMATION BY UNIT/SUBUNIT: UNIT 04

SPECIES	TYPE	HUNT	SUCCESSFUL HUNTERS TOTAL	UNIT RES	OTHER STATE RES	NON-RES	UNKN. RES	UNSUCCESSFUL HUNTERS TOTAL	UNIT RES	OTHER STATE RES	NON-RES	UNKN. RES	PERCENT SUCCESSFUL TOTAL	UNIT RES	OTHER STATE RES	NON-RES	UNKN RES	EFFORT TOTAL HUNTER DAYS	EFFORT AVG. HUNTER EFFORT
Unit/Subunit 04																			
BEAVER	Trapping		8	0	8	0	0	n/a	n/a	n/a	n/a	n/a	n/a	0.00	n/a	0.00	0.00	n/a	n/a
BROWN BEAR	Registration	RB077	19	5	4	10	0	70	25	33	12	0	21.35	16.67	10.81	45.45	0.00	471	5.29
BROWN BEAR	Registration	RB088	16	5	0	11	0	25	18	1	6	0	39.02	21.74	0.00	64.71	0.00	182	4.44
BROWN BEAR	Registration	RB089	76	4	20	52	0	121	20	79	22	0	38.58	16.67	20.20	70.27	0.00	1212	6.15
DEER	General Season		3674	1839	1800	35	0	705	325	360	20	0	83.90	84.98	83.33	63.64	0.00	n/a	n/a
MARTEN	Trapping		241	206	35	0	0	n/a	n/a	n/a	n/a	n/a	n/a	n/a	n/a	0.00	0.00	n/a	n/a
MT. GOAT	Registration	RG150	52	47	1	4	0	107	93	12	2	0	32.70	33.57	7.69	66.67	0.00	398	2.50
OTTER	Trapping		82	53	29	0	0	n/a	n/a	n/a	n/a	n/a	n/a	n/a	n/a	0.00	0.00	n/a	n/a
UNIT 04 TOTALS FOR SPECIES AND HUNT TYPE																			
BEAVER	Trapping		8	0	8	0	0	n/a	n/a	n/a	n/a	n/a							
BROWN BEAR	Registration		111	14	24	73	0	216	63	113	40	0							
DEER	General Season		3674	1839	1800	35	0	705	325	360	20	0							
MARTEN	Trapping		241	206	35	0	0	n/a	n/a	n/a	n/a	n/a							
MT. GOAT	Registration		52	47	1	4	0	107	93	12	2	0							
OTTER	Trapping		82	53	29	0	0	n/a	n/a	n/a	n/a	n/a							
UNIT 04 TOTALS																			
BEAVER	**TOTAL UNIT**		8	0	8	0	0	n/a	n/a	n/a	n/a	n/a							
BROWN BEAR	**TOTAL UNIT**		111	14	24	73	0	216	63	113	40	0							
DEER	**TOTAL UNIT**		3674	1839	1800	35	0	705	325	360	20	0							
MARTEN	**TOTAL UNIT**		241	206	35	0	0	n/a	n/a	n/a	n/a	n/a							
MT. GOAT	**TOTAL UNIT**		52	47	1	4	0	107	93	12	2	0							
OTTER	**TOTAL UNIT**		82	53	29	0	0	n/a	n/a	n/a	n/a	n/a							

1994-95 HUNTER INFORMATION BY UNIT/SUBUNIT: UNIT 05

SPECIES	TYPE	HUNT	SUCCESSFUL HUNTERS TOTAL	SUCCESSFUL HUNTERS UNIT RES	SUCCESSFUL HUNTERS OTHER STATE RES	SUCCESSFUL HUNTERS NON-RES	SUCCESSFUL HUNTERS UNKN. RES	UNSUCCESSFUL HUNTERS TOTAL	UNSUCCESSFUL HUNTERS UNIT RES	UNSUCCESSFUL HUNTERS OTHER STATE RES	UNSUCCESSFUL HUNTERS NON-RES	UNSUCCESSFUL HUNTERS UNKN. RES	PERCENT SUCCESSFUL TOTAL	PERCENT SUCCESSFUL UNIT RES	PERCENT SUCCESSFUL OTHER STATE RES	PERCENT SUCCESSFUL NON-RES	PERCENT SUCCESSFUL UNKN. RES	EFFORT TOTAL HUNTER DAYS	EFFORT AVG. HUNTER EFFORT
Unit/Subunit 05A																			
BEAVER	Trapping		0	0	0	0	0	n/a	n/a	n/a	n/a	n/a	0.00	0.00	0.00	0.00	0.00	n/a	n/a
BLACK BEAR	General Season		14	4	4	6	0	n/a	n/a	n/a	n/a	n/a	n/a	n/a	n/a	n/a	0.00	n/a	n/a
BROWN BEAR	General Season		21	3	1	17	0	n/a	n/a	n/a	n/a	n/a	n/a	n/a	n/a	n/a	0.00	n/a	n/a
DEER	General Season		5	5	0	0	0	19	15	4	0	0	20.83	25.00	0.00	0.00	0.00	n/a	n/a
LYNX	Hunting/Trapping		5	5	0	0	0	n/a	n/a	n/a	n/a	n/a	n/a	n/a	0.00	0.00	0.00	n/a	n/a
MARTEN	Trapping		290	230	0	0	60	n/a	n/a	n/a	n/a	n/a	n/a	n/a	0.00	0.00	n/a	n/a	n/a
MOOSE	Registration	RM061	61	38	19	3	1	148	107	32	8	1	29.19	26.21	37.25	27.27	50.00	842	4.03
MOOSE	Federal	RM902	1	1	0	0	0	0	0	0	0	0	100.00	100.00	0.00	0.00	0.00	10	10.00
MOOSE	**TOTAL SUBUNIT**		62	39	19	3	1	148	107	32	8	1							
MT. GOAT	Registration	RG170	12	8	3	1	0	5	2	1	2	0	70.59	80.00	75.00	33.33	0.00	40	2.35
OTTER	Trapping		4	3	0	0	1	n/a	n/a	n/a	n/a	n/a	n/a	n/a	0.00	0.00	n/a	n/a	n/a
WOLF	Hunting/Trapping		18	16	0	2	0	n/a	n/a	n/a	n/a	n/a	n/a	n/a	0.00	n/a	0.00	n/a	n/a
WOLVERINE	Hunting/Trapping		9	9	0	0	0	n/a	n/a	n/a	n/a	n/a	n/a	n/a	0.00	0.00	0.00	n/a	n/a
Unit/Subunit 05B																			
BEAVER	Trapping		0	0	0	0	0	n/a	n/a	n/a	n/a	n/a	0.00	0.00	0.00	0.00	0.00	n/a	n/a
BLACK BEAR	General Season		0	0	0	0	0	n/a	n/a	n/a	n/a	n/a	0.00	0.00	0.00	0.00	0.00	n/a	n/a
BROWN BEAR	General Season		7	0	0	7	0	n/a	n/a	n/a	n/a	n/a	n/a	0.00	0.00	n/a	0.00	n/a	n/a
LYNX	Hunting/Trapping		0	0	0	0	0	n/a	n/a	n/a	n/a	n/a	0.00	0.00	0.00	0.00	0.00	n/a	n/a
MARTEN	Trapping		0	0	0	0	0	n/a	n/a	n/a	n/a	n/a	0.00	0.00	0.00	0.00	0.00	n/a	n/a
MOOSE	Registration	RM062	7	3	3	1	0	15	4	5	6	0	31.82	42.86	37.50	14.29	0.00	113	5.14
MT. GOAT	Registration	RG170	0	0	0	0	0	0	0	0	0	0	0.00	0.00	0.00	0.00	0.00	0	0.00
OTTER	Trapping		0	0	0	0	0	n/a	n/a	n/a	n/a	n/a	0.00	0.00	0.00	0.00	0.00	n/a	n/a
WOLF	Hunting/Trapping		1	0	0	1	0	n/a	n/a	n/a	n/a	n/a	n/a	0.00	0.00	n/a	0.00	n/a	n/a
WOLVERINE	Hunting/Trapping		0	0	0	0	0	n/a	n/a	n/a	n/a	n/a	0.00	0.00	0.00	0.00	0.00	n/a	n/a

1994-95 HUNTER INFORMATION BY UNIT/SUBUNIT: UNIT 05

SPECIES	TYPE	HUNT	SUCCESSFUL HUNTERS TOTAL	UNIT RES	OTHER STATE RES	NON-RES	UNKN. RES	UNSUCCESSFUL HUNTERS TOTAL	UNIT RES	OTHER STATE RES	NON-RES	UNKN. RES
UNIT 05 TOTALS FOR SPECIES AND HUNT TYPE												
BEAVER	Trapping		0	0	0	0	0	n/a	n/a	n/a	n/a	n/a
BLACK BEAR	General Season		14	4	4	6	0	n/a	n/a	n/a	n/a	n/a
BROWN BEAR	General Season		28	3	1	24	0	n/a	n/a	n/a	n/a	n/a
DEER	General Season		5	5	0	0	0	19	15	4	0	0
LYNX	Hunting/Trapping		5	5	0	0	0	n/a	n/a	n/a	n/a	n/a
MARTEN	Trapping		290	230	0	0	60	n/a	n/a	n/a	n/a	n/a
MOOSE	Federal		1	1	0	0	0	0	0	0	0	0
MOOSE	Registration		68	41	22	4	1	163	111	37	14	1
MT. GOAT	Registration		12	8	3	1	0	5	2	1	2	0
OTTER	Trapping		4	3	0	0	1	n/a	n/a	n/a	n/a	n/a
WOLF	Hunting/Trapping		19	16	0	3	0	n/a	n/a	n/a	n/a	n/a
WOLVERINE	Hunting/Trapping		9	9	0	0	0	n/a	n/a	n/a	n/a	n/a
UNIT 05 TOTALS												
BEAVER	**TOTAL UNIT**		0	0	0	0	0	n/a	n/a	n/a	n/a	n/a
BLACK BEAR	**TOTAL UNIT**		14	4	4	6	0	n/a	n/a	n/a	n/a	n/a
BROWN BEAR	**TOTAL UNIT**		28	3	1	24	0	n/a	n/a	n/a	n/a	n/a
DEER	**TOTAL UNIT**		5	5	0	0	0	19	15	4	0	0
LYNX	**TOTAL UNIT**		5	5	0	0	0	n/a	n/a	n/a	n/a	n/a
MARTEN	**TOTAL UNIT**		290	230	0	0	60	n/a	n/a	n/a	n/a	n/a
MOOSE	**TOTAL UNIT**		69	42	22	4	1	163	111	37	14	1
MT. GOAT	**TOTAL UNIT**		12	8	3	1	0	5	2	1	2	0
OTTER	**TOTAL UNIT**		4	3	0	0	1	n/a	n/a	n/a	n/a	n/a
WOLF	**TOTAL UNIT**		19	16	0	3	0	n/a	n/a	n/a	n/a	n/a
WOLVERINE	**TOTAL UNIT**		9	9	0	0	0	n/a	n/a	n/a	n/a	n/a

1994-95 HUNTER INFORMATION BY UNIT/SUBUNIT: UNIT 06

SPECIES	TYPE	HUNT	SUCCESSFUL HUNTERS TOTAL	UNIT RES	OTHER STATE RES	NON-RES	UNKN. RES	UNSUCCESSFUL HUNTERS TOTAL	UNIT RES	OTHER STATE RES	NON-RES	UNKN. RES	PERCENT SUCCESSFUL TOTAL	UNIT RES	OTHER STATE RES	NON-RES	UNKN. RES	EFFORT TOTAL HUNTER DAYS	EFFORT AVG. HUNTER EFFORT
Unit/Subunit 06A																			
BEAVER	Trapping		0	0	0	0	0	n/a	n/a	n/a	n/a	n/a	0.00	0.00	0.00	0.00	0.00	n/a	n/a
BLACK BEAR	General Season		16	0	2	14	0	n/a	n/a	n/a	n/a	n/a	n/a	0.00	n/a	n/a	0.00	n/a	n/a
BROWN BEAR	General Season		8	0	1	7	0	n/a	n/a	n/a	n/a	n/a	n/a	0.00	n/a	n/a	0.00	n/a	n/a
DEER	General Season		0	0	0	0	0	0	0	0	0	0	0.00	0.00	0.00	0.00	0.00	0	0.00
MARTEN	Trapping		n/a	n/a	n/a	n/a	n/a	n/a	n/a	n/a	n/a	n/a	n/a	n/a	n/a	n/a	n/a	n/a	n/a
MOOSE	General Season		39	9	7	21	2	35	12	12	11	0	52.70	42.86	36.84	65.63	100.00	444	6.00
MOOSE	Registration	RM160	25	13	3	9	0	24	11	8	5	0	51.02	54.17	27.27	64.29	0.00	196	4.00
MOOSE	Drawing	DM162	5	5	0	0	0	3	3	0	0	0	62.50	62.50	0.00	0.00	0.00	20	2.50
MOOSE	**TOTAL SUBUNIT**		69	27	10	30	2	62	26	20	16	0							
MT. GOAT	Registration	RG202	2	0	1	1	0	3	0	1	2	0	40.00	0.00	50.00	33.33	0.00	14	2.80
MT. GOAT	Registration	RG204	4	0	0	4	0	0	0	0	0	0	100.00	0.00	0.00	100.00	0.00	10	2.50
MT. GOAT	Registration	RG206	1	0	1	0	0	2	0	1	1	0	33.33	0.00	50.00	0.00	0.00	6	2.00
MT. GOAT	**TOTAL SUBUNIT**		7	0	2	5	0	5	0	2	3	0							
OTTER	Trapping		0	0	0	0	0	n/a	n/a	n/a	n/a	n/a	0.00	0.00	0.00	0.00	0.00	n/a	n/a
WOLF	Hunting/Trapping		0	0	0	0	0	n/a	n/a	n/a	n/a	n/a	0.00	0.00	0.00	0.00	0.00	n/a	n/a
WOLVERINE	Hunting/Trapping		0	0	0	0	0	n/a	n/a	n/a	n/a	n/a	0.00	0.00	0.00	0.00	0.00	n/a	n/a
Unit/Subunit 06B																			
BEAVER	Trapping		0	0	0	0	0	n/a	n/a	n/a	n/a	n/a	0.00	0.00	0.00	0.00	0.00	n/a	n/a
BLACK BEAR	General Season		7	0	6	1	0	n/a	n/a	n/a	n/a	n/a	n/a	0.00	n/a	n/a	0.00	n/a	n/a
BROWN BEAR	General Season		5	0	1	4	0	n/a	n/a	n/a	n/a	n/a	n/a	0.00	n/a	n/a	0.00	n/a	n/a
DEER	General Season		0	0	0	0	0	0	0	0	0	0	0.00	0.00	0.00	0.00	0.00	0	0.00
MARTEN	Trapping		n/a	n/a	n/a	n/a	n/a	n/a	n/a	n/a	n/a	n/a	n/a	n/a	n/a	n/a	n/a	n/a	n/a
MOOSE	Registration	RM164	32	29	3	0	0	76	65	11	0	0	29.63	30.85	21.43	0.00	0.00	193	1.79
MOOSE	Drawing	DM166	12	12	0	0	0	5	3	2	0	0	70.59	80.00	0.00	0.00	0.00	79	4.65
MOOSE	**TOTAL SUBUNIT**		44	41	3	0	0	81	68	13	0	0							
MT. GOAT	Registration	RG226	6	1	2	3	0	5	3	2	0	0	54.55	25.00	50.00	100.00	0.00	45	4.09
OTTER	Trapping		0	0	0	0	0	n/a	n/a	n/a	n/a	n/a	0.00	0.00	0.00	0.00	0.00	n/a	n/a
WOLF	Hunting/Trapping		0	0	0	0	0	n/a	n/a	n/a	n/a	n/a	0.00	0.00	0.00	0.00	0.00	n/a	n/a
WOLVERINE	Hunting/Trapping		0	0	0	0	0	n/a	n/a	n/a	n/a	n/a	0.00	0.00	0.00	0.00	0.00	n/a	n/a
Unit/Subunit 06C																			
BEAVER	Trapping		46	22	0	0	24	n/a	n/a	n/a	n/a	n/a	n/a	n/a	0.00	0.00	n/a	n/a	n/a
BLACK BEAR	General Season		15	10	3	2	0	n/a	n/a	n/a	n/a	n/a	n/a	n/a	n/a	n/a	0.00	n/a	n/a
BROWN BEAR	General Season		6	2	2	2	0	n/a	n/a	n/a	n/a	n/a	n/a	n/a	n/a	n/a	0.00	n/a	n/a
DEER	General Season		5	0	5	0	0	5	0	5	0	0	50.00	0.00	50.00	0.00	0.00	n/a	n/a
MARTEN	Trapping		n/a	n/a	n/a	n/a	n/a	n/a	n/a	n/a	n/a	n/a	n/a	n/a	n/a	n/a	n/a	n/a	n/a
MOOSE	Drawing	DM167	20	15	5	0	0	0	0	0	0	0	100.00	100.00	100.00	0.00	0.00	87	4.35
MOOSE	Drawing	DM168	15	12	3	0	0	0	0	0	0	0	100.00	100.00	100.00	0.00	0.00	50	3.33
MOOSE	**TOTAL SUBUNIT**		35	27	8	0	0	0	0	0	0	0							
OTTER	Trapping		15	10	0	0	5	n/a	n/a	n/a	n/a	n/a	n/a	n/a	0.00	0.00	n/a	n/a	n/a
WOLF	Hunting/Trapping		0	0	0	0	0	n/a	n/a	n/a	n/a	n/a	0.00	0.00	0.00	0.00	0.00	n/a	n/a
WOLVERINE	Hunting/Trapping		9	1	0	0	8	n/a	n/a	n/a	n/a	n/a	n/a	n/a	0.00	0.00	n/a	n/a	n/a

1994-95 HUNTER INFORMATION BY UNIT/SUBUNIT: UNIT 06

			SUCCESSFUL HUNTERS					UNSUCCESSFUL HUNTERS					PERCENT SUCCESSFUL					EFFORT	
SPECIES	TYPE	HUNT	TOTAL	UNIT RES	OTHER STATE RES	NON-RES	UNKN. RES	TOTAL	UNIT RES	OTHER STATE RES	NON-RES	UNKN. RES	TOTAL	UNIT RES	OTHER STATE RES	NON-RES	UNKN. RES	TOTAL HUNTER DAYS	AVG. HUNTER EFFORT
Unit/Subunit 06D																			
BEAVER	Trapping		0	0	0	0	0	n/a	n/a	n/a	n/a	n/a	0.00	0.00	0.00	0.00	0.00	n/a	n/a
BLACK BEAR	General Season		167	11	105	46	5	n/a	n/a	n/a	n/a	n/a	n/a	n/a	n/a	n/a	n/a	n/a	n/a
BROWN BEAR	General Season		6	1	4	1	0	n/a	n/a	n/a	n/a	n/a	n/a	n/a	n/a	n/a	0.00	n/a	n/a
DEER	General Season		931	483	436	12	0	444	170	245	29	0	67.71	73.97	64.02	29.27	0.00	n/a	n/a
MARTEN	Trapping		n/a	n/a	n/a	n/a	n/a	n/a	n/a	n/a	n/a	n/a	n/a	n/a	n/a	n/a	n/a	n/a	n/a
MOOSE	General Season		1	1	0	0	0	23	14	7	2	0	4.17	6.67	0.00	0.00	0.00	117	4.88
MT. GOAT	Federal	RG221	3	3	0	0	0	1	1	0	0	0	75.00	75.00	0.00	0.00	0.00	18	4.50
MT. GOAT	Registration	RG242	5	1	2	2	0	5	4	0	1	0	50.00	20.00	100.00	66.67	0.00	19	1.90
MT. GOAT	Registration	RG249	15	6	7	2	0	21	9	12	0	0	41.67	40.00	36.84	100.00	0.00	99	2.75
MT. GOAT	Registration	RG252	5	0	3	2	0	5	0	5	0	0	50.00	0.00	37.50	100.00	0.00	40	4.00
MT. GOAT	Registration	RG266	15	1	12	2	0	23	1	22	0	0	39.47	50.00	35.29	100.00	0.00	124	3.26
MT. GOAT	**TOTAL SUBUNIT**		43	11	24	8	0	55	15	39	1	0							
OTTER	Trapping		63	62	0	0	1	n/a	n/a	n/a	n/a	n/a	n/a	n/a	0.00	0.00	n/a	n/a	n/a
WOLF	Hunting/Trapping		0	0	0	0	0	n/a	n/a	n/a	n/a	n/a	0.00	0.00	0.00	0.00	0.00	n/a	n/a
WOLVERINE	Hunting/Trapping		10	8	2	0	0	n/a	n/a	n/a	n/a	n/a	n/a	n/a	n/a	0.00	0.00	n/a	n/a

1994-95 HUNTER INFORMATION BY UNIT/SUBUNIT: UNIT 06

SPECIES	TYPE	HUNT	SUCCESSFUL HUNTERS TOTAL	UNIT RES	OTHER STATE RES	NON-RES	UNKN. RES	UNSUCCESSFUL HUNTERS TOTAL	UNIT RES	OTHER STATE RES	NON-RES	UNKN. RES
UNIT 06 TOTALS FOR SPECIES AND HUNT TYPE												
BEAVER	Trapping		46	22	0	0	24	n/a	n/a	n/a	n/a	n/a
BLACK BEAR	General Season		205	21	116	63	5	n/a	n/a	n/a	n/a	n/a
BROWN BEAR	General Season		25	3	8	14	0	n/a	n/a	n/a	n/a	n/a
DEER	General Season		936	483	441	12	0	449	170	250	29	0
MARTEN	Trapping		n/a	n/a	n/a	n/a	n/a	n/a	n/a	n/a	n/a	n/a
MOOSE	Drawing		52	44	8	0	0	8	6	2	0	0
MOOSE	General Season		40	10	7	21	2	58	26	19	13	0
MOOSE	Registration		57	42	6	9	0	100	76	19	5	0
MT. GOAT	Federal		3	3	0	0	0	1	1	0	0	0
MT. GOAT	Registration		53	9	28	16	0	64	17	43	4	0
OTTER	Trapping		78	72	0	0	6	n/a	n/a	n/a	n/a	n/a
WOLF	Hunting/Trapping		0	0	0	0	0	n/a	n/a	n/a	n/a	n/a
WOLVERINE	Hunting/Trapping		19	9	2	0	8	n/a	n/a	n/a	n/a	n/a
UNIT 06 TOTALS												
BEAVER	**TOTAL UNIT**		46	22	0	0	24	n/a	n/a	n/a	n/a	n/a
BLACK BEAR	**TOTAL UNIT**		205	21	116	63	5	n/a	n/a	n/a	n/a	n/a
BROWN BEAR	**TOTAL UNIT**		25	3	8	14	0	n/a	n/a	n/a	n/a	n/a
DEER	**TOTAL UNIT**		936	483	441	12	0	449	170	250	29	0
MARTEN	**TOTAL UNIT**		n/a	n/a	n/a	n/a	n/a	n/a	n/a	n/a	n/a	n/a
MOOSE	**TOTAL UNIT**		149	96	21	30	2	166	108	40	18	0
MT. GOAT	**TOTAL UNIT**		56	12	28	16	0	65	18	43	4	0
OTTER	**TOTAL UNIT**		78	72	0	0	6	n/a	n/a	n/a	n/a	n/a
WOLF	**TOTAL UNIT**		0	0	0	0	0	n/a	n/a	n/a	n/a	n/a
WOLVERINE	**TOTAL UNIT**		19	9	2	0	8	n/a	n/a	n/a	n/a	n/a

1994-95 HUNTER INFORMATION BY UNIT/SUBUNIT: UNIT 07

SPECIES	TYPE	HUNT	SUCCESSFUL HUNTERS TOTAL	SUCCESSFUL HUNTERS UNIT RES	SUCCESSFUL HUNTERS OTHER STATE RES	SUCCESSFUL HUNTERS NON-RES	SUCCESSFUL HUNTERS UNKN. RES	UNSUCCESSFUL HUNTERS TOTAL	UNSUCCESSFUL HUNTERS UNIT RES	UNSUCCESSFUL HUNTERS OTHER STATE RES	UNSUCCESSFUL HUNTERS NON-RES	UNSUCCESSFUL HUNTERS UNKN. RES	PERCENT SUCCESSFUL TOTAL	PERCENT SUCCESSFUL UNIT RES	PERCENT SUCCESSFUL OTHER STATE RES	PERCENT SUCCESSFUL NON-RES	PERCENT SUCCESSFUL UNKN. RES	EFFORT TOTAL HUNTER DAYS	EFFORT AVG. HUNTER EFFORT
Unit/Subunit 07																			
BEAVER	Trapping		56	10	38	0	8	n/a	n/a	n/a	n/a	n/a	n/a	n/a	n/a	0.00	n/a	n/a	n/a
BLACK BEAR	General Season		84	12	66	5	1	n/a	n/a	n/a	n/a	n/a	n/a	n/a	n/a	n/a	n/a	n/a	n/a
BROWN BEAR	General Season		3	0	3	0	0	n/a	n/a	n/a	n/a	n/a	n/a	n/a	n/a	n/a	n/a	n/a	n/a
CARIBOU	Drawing	DC001	28	2	26	0	0	88	8	79	0	1	24.14	20.00	24.76	0.00	0.00	464	4.00
MARTEN	Trapping		110	59	43	0	8	n/a	n/a	n/a	n/a	n/a	n/a	n/a	n/a	0.00	n/a	n/a	n/a
MOOSE	General Season		56	22	27	4	3	370	141	204	13	12	13.15	13.50	11.69	23.53	20.00	2566	6.02
MOOSE	Drawing	DM210	8	0	8	0	0	11	0	11	0	0	42.11	0.00	42.11	0.00	0.00	84	4.42
MOOSE	Drawing	DM211	4	0	4	0	0	1	0	1	0	0	80.00	0.00	80.00	0.00	0.00	20	4.00
MT. GOAT	Drawing	DG331	0	0	0	0	0	1	0	1	0	0	0.00	0.00	0.00	0.00	0.00	2	2.00
MT. GOAT	Drawing	DG333	1	0	0	1	0	7	0	6	1	0	12.50	0.00	0.00	50.00	0.00	23	2.88
MT. GOAT	Registration	RG333	2	0	2	0	0	46	3	43	0	0	4.17	0.00	4.44	0.00	0.00	94	1.96
MT. GOAT	**TOTAL HUNT**	G333	3	0	2	1	0	53	3	49	1	0							
MT. GOAT	Drawing	DG334	3	0	3	0	0	6	1	5	0	0	33.33	0.00	37.50	0.00	0.00	24	2.67
MT. GOAT	Drawing	DG335	4	0	4	0	0	4	0	4	0	0	50.00	0.00	50.00	0.00	0.00	28	3.50
MT. GOAT	Drawing	DG336	1	0	1	0	0	8	0	8	0	0	11.11	0.00	11.11	0.00	0.00	38	4.22
MT. GOAT	Registration	RG336	3	0	2	1	0	32	0	31	0	1	8.57	0.00	6.06	100.00	0.00	68	1.94
MT. GOAT	**TOTAL HUNT**	G336	4	0	3	1	0	40	0	39	0	1							
MT. GOAT	Drawing	DG337	0	0	0	0	0	1	0	1	0	0	0.00	0.00	0.00	0.00	0.00	3	3.00
MT. GOAT	Drawing	DG338	0	0	0	0	0	1	0	1	0	0	0.00	0.00	0.00	0.00	0.00	3	3.00
MT. GOAT	Drawing	DG339	3	1	2	0	0	4	0	4	0	0	42.86	100.00	33.33	0.00	0.00	18	2.57
MT. GOAT	Drawing	DG340	2	0	1	1	0	8	0	8	0	0	20.00	0.00	11.11	100.00	0.00	54	5.40
MT. GOAT	Registration	RG340	0	0	0	0	0	0	0	0	0	0	0.00	0.00	0.00	0.00	0.00	0	0.00
MT. GOAT	**TOTAL HUNT**	G340	2	0	1	1	0	8	0	8	0	0							
MT. GOAT	Drawing	DG341	1	0	1	0	0	2	1	1	0	0	33.33	0.00	50.00	0.00	0.00	10	3.33
MT. GOAT	Drawing	DG342	5	1	4	0	0	5	1	4	0	0	50.00	50.00	50.00	0.00	0.00	31	3.10
MT. GOAT	Drawing	DG343	5	1	3	1	0	4	1	3	0	0	55.56	50.00	50.00	100.00	0.00	34	3.78
MT. GOAT	Drawing	DG344	0	0	0	0	0	8	3	5	0	0	0.00	0.00	0.00	0.00	0.00	39	4.88
MT. GOAT	Registration	RG344	3	0	3	0	0	26	0	26	0	0	10.34	0.00	10.34	0.00	0.00	55	1.90
MT. GOAT	**TOTAL HUNT**	G344	3	0	3	0	0	34	3	31	0	0							
MT. GOAT	Drawing	DG345	4	0	3	1	0	9	0	9	0	0	30.77	0.00	25.00	100.00	0.00	43	3.31
MT. GOAT	Registration	RG345	4	0	2	2	0	4	0	3	1	0	50.00	0.00	40.00	66.67	0.00	22	2.75
MT. GOAT	**TOTAL HUNT**	G345	8	0	5	3	0	13	0	12	1	0							
MT. GOAT	Drawing	DG346	9	2	7	0	0	15	0	15	0	0	37.50	100.00	31.82	0.00	0.00	71	2.96
MT. GOAT	Registration	RG346	12	1	11	0	0	24	4	20	0	0	33.33	20.00	35.48	0.00	0.00	68	1.89
MT. GOAT	**TOTAL HUNT**	G346	21	3	18	0	0	39	4	35	0	0							
MT. GOAT	Drawing	DG347	5	0	5	0	0	6	2	4	0	0	45.45	0.00	55.56	0.00	0.00	46	4.18
MT. GOAT	Registration	RG347	4	0	3	1	0	13	5	8	0	0	23.53	0.00	27.27	100.00	0.00	32	1.88
MT. GOAT	**TOTAL HUNT**	G347	9	0	8	1	0	19	7	12	0	0							
MT. GOAT	Registration	RG352	6	0	6	0	0	1	0	1	0	0	85.71	0.00	85.71	0.00	0.00	20	2.86
MT. GOAT	Tier II	TG352	3	0	3	0	0	5	0	5	0	0	37.50	0.00	37.50	0.00	0.00	79	9.88
MT. GOAT	**TOTAL HUNT**	G352	9	0	9	0	0	6	0	6	0	0							
OTTER	Trapping		5	1	4	0	0	n/a	n/a	n/a	n/a	n/a	n/a	n/a	n/a	0.00	0.00	n/a	n/a
SHEEP	General Season		4	2	2	0	0	128	17	109	2	0	3.03	10.53	1.80	0.00	0.00	517	3.92
WOLF	Hunting/Trapping		7	0	6	1	0	n/a	n/a	n/a	n/a	n/a	n/a	0.00	n/a	n/a	0.00	n/a	n/a
WOLVERINE	Hunting/Trapping		13	4	8	0	1	n/a	n/a	n/a	n/a	n/a	n/a	n/a	n/a	0.00	n/a	n/a	n/a

1994-95 HUNTER INFORMATION BY UNIT/SUBUNIT: UNIT 07

			SUCCESSFUL HUNTERS					UNSUCCESSFUL HUNTERS				
				UNIT	OTHER STATE	NON-	UNKN.		UNIT	OTHER STATE	NON-	UNKN.
SPECIES	TYPE	HUNT	TOTAL	RES	RES	RES	RES	TOTAL	RES	RES	RES	RES
UNIT 07 TOTALS FOR SPECIES AND HUNT TYPE												
BEAVER	Trapping		56	10	38	0	8	n/a	n/a	n/a	n/a	n/a
BLACK BEAR	General Season		84	12	66	5	1	n/a	n/a	n/a	n/a	n/a
BROWN BEAR	General Season		3	0	3	0	0	n/a	n/a	n/a	n/a	n/a
CARIBOU	Drawing		28	2	26	0	0	88	8	79	0	1
MARTEN	Trapping		110	59	43	0	8	n/a	n/a	n/a	n/a	n/a
MOOSE	Drawing		12	0	12	0	0	12	0	12	0	0
MOOSE	General Season		56	22	27	4	3	370	141	204	13	12
MT. GOAT	Drawing		43	5	34	4	0	89	9	79	1	0
MT. GOAT	Registration		34	1	29	4	0	146	12	132	1	1
MT. GOAT	Tier II		3	0	3	0	0	5	0	5	0	0
OTTER	Trapping		5	1	4	0	0	n/a	n/a	n/a	n/a	n/a
SHEEP	General Season		4	2	2	0	0	128	17	109	2	0
WOLF	Hunting/Trapping		7	0	6	1	0	n/a	n/a	n/a	n/a	n/a
WOLVERINE	Hunting/Trapping		13	4	8	0	1	n/a	n/a	n/a	n/a	n/a
UNIT 07 TOTALS												
BEAVER	**TOTAL UNIT**		56	10	38	0	8	n/a	n/a	n/a	n/a	n/a
BLACK BEAR	**TOTAL UNIT**		84	12	66	5	1	n/a	n/a	n/a	n/a	n/a
BROWN BEAR	**TOTAL UNIT**		3	0	3	0	0	n/a	n/a	n/a	n/a	n/a
CARIBOU	**TOTAL UNIT**		28	2	26	0	0	88	8	79	0	1
MARTEN	**TOTAL UNIT**		110	59	43	0	8	n/a	n/a	n/a	n/a	n/a
MOOSE	**TOTAL UNIT**		68	22	39	4	3	382	141	216	13	12
MT. GOAT	**TOTAL UNIT**		80	6	66	8	0	240	21	216	2	1
OTTER	**TOTAL UNIT**		5	1	4	0	0	n/a	n/a	n/a	n/a	n/a
SHEEP	**TOTAL UNIT**		4	2	2	0	0	128	17	109	2	0
WOLF	**TOTAL UNIT**		7	0	6	1	0	n/a	n/a	n/a	n/a	n/a
WOLVERINE	**TOTAL UNIT**		13	4	8	0	1	n/a	n/a	n/a	n/a	n/a

1994-95 HUNTER INFORMATION BY UNIT/SUBUNIT: UNIT 08

SPECIES	TYPE	HUNT	SUCCESSFUL HUNTERS TOTAL	UNIT RES	OTHER STATE RES	NON-RES	UNKN. RES	UNSUCCESSFUL HUNTERS TOTAL	UNIT RES	OTHER STATE RES	NON-RES	UNKN. RES	PERCENT SUCCESSFUL TOTAL	UNIT RES	OTHER STATE RES	NON-RES	UNKN. RES	EFFORT TOTAL HUNTER DAYS	EFFORT AVG. HUNTER EFFORT
Unit/Subunit 08																			
BEAVER	Trapping		29	29	0	0	0	n/a	n/a	n/a	n/a	n/a	n/a	n/a	0.00	0.00	0.00	n/a	n/a
BROWN BEAR	Drawing	DB101	0	0	0	0	0	1	0	0	1	0	0.00	0.00	0.00	0.00	0.00	11	11.00
BROWN BEAR	Drawing	DB102	0	0	0	0	0	2	0	0	2	0	0.00	0.00	0.00	0.00	0.00	19	9.50
BROWN BEAR	Registration	RB103	1	0	0	1	0	1	0	0	1	0	50.00	0.00	0.00	50.00	0.00	13	6.50
BROWN BEAR	Drawing	DB104	0	0	0	0	0	2	0	0	2	0	0.00	0.00	0.00	0.00	0.00	20	10.00
BROWN BEAR	Drawing	DB105	2	0	0	2	0	0	0	0	0	0	100.00	0.00	0.00	100.00	0.00	12	6.00
BROWN BEAR	Registration	RB106	1	0	0	1	0	0	0	0	0	0	100.00	0.00	0.00	100.00	0.00	6	6.00
BROWN BEAR	Registration	RB107	1	0	0	1	0	1	0	0	1	0	50.00	0.00	0.00	50.00	0.00	26	13.00
BROWN BEAR	Drawing	DB108	1	0	0	1	0	0	0	0	0	0	100.00	0.00	0.00	100.00	0.00	1	1.00
BROWN BEAR	Registration	RB108	1	0	0	1	0	0	0	0	0	0	100.00	0.00	0.00	100.00	0.00	3	3.00
BROWN BEAR	**TOTAL HUNT**	B108	2	0	0	2	0	0	0	0	0	0							
BROWN BEAR	Drawing	DB109	1	0	0	1	0	0	0	0	0	0	100.00	0.00	0.00	100.00	0.00	13	13.00
BROWN BEAR	Drawing	DB110	1	0	0	1	0	0	0	0	0	0	100.00	0.00	0.00	100.00	0.00	6	6.00
BROWN BEAR	Registration	RB110	0	0	0	0	0	1	0	0	1	0	0.00	0.00	0.00	0.00	0.00	n/a	n/a
BROWN BEAR	**TOTAL HUNT**	B110	1	0	0	1	0	1	0	0	1	0							
BROWN BEAR	Drawing	DB111	2	0	0	2	0	0	0	0	0	0	100.00	0.00	0.00	100.00	0.00	11	5.50
BROWN BEAR	Drawing	DB112	0	0	0	0	0	1	0	0	1	0	0.00	0.00	0.00	0.00	0.00	15	15.00
BROWN BEAR	Drawing	DB113	2	0	0	2	0	0	0	0	0	0	100.00	0.00	0.00	100.00	0.00	6	3.00
BROWN BEAR	Drawing	DB114	0	0	0	0	0	1	0	0	1	0	0.00	0.00	0.00	0.00	0.00	15	15.00
BROWN BEAR	Drawing	DB115	1	0	0	1	0	0	0	0	0	0	100.00	0.00	0.00	100.00	0.00	1	1.00
BROWN BEAR	Registration	RB115	1	0	0	1	0	0	0	0	0	0	100.00	0.00	0.00	100.00	0.00	2	2.00
BROWN BEAR	**TOTAL HUNT**	B115	2	0	0	2	0	0	0	0	0	0							
BROWN BEAR	Drawing	DB117	2	0	0	2	0	0	0	0	0	0	100.00	0.00	0.00	100.00	0.00	22	11.00
BROWN BEAR	Registration	RB118	1	0	0	1	0	0	0	0	0	0	100.00	0.00	0.00	100.00	0.00	8	8.00
BROWN BEAR	Registration	RB119	1	0	0	1	0	0	0	0	0	0	100.00	0.00	0.00	100.00	0.00	3	3.00
BROWN BEAR	Drawing	DB120	1	0	0	1	0	0	0	0	0	0	100.00	0.00	0.00	100.00	0.00	1	1.00
BROWN BEAR	Registration	RB122	1	0	0	1	0	1	0	0	1	0	50.00	0.00	0.00	50.00	0.00	12	6.00
BROWN BEAR	Registration	RB123	0	0	0	0	0	1	0	0	1	0	0.00	0.00	0.00	0.00	0.00	6	6.00
BROWN BEAR	Drawing	DB124	2	0	0	2	0	0	0	0	0	0	100.00	0.00	0.00	100.00	0.00	8	4.00
BROWN BEAR	Drawing	DB125	1	0	0	1	0	0	0	0	0	0	100.00	0.00	0.00	100.00	0.00	7	7.00
BROWN BEAR	Registration	RB125	1	0	0	1	0	0	0	0	0	0	100.00	0.00	0.00	100.00	0.00	15	15.00
BROWN BEAR	**TOTAL HUNT**	B125	2	0	0	2	0	0	0	0	0	0							
BROWN BEAR	Drawing	DB126	2	0	0	2	0	0	0	0	0	0	100.00	0.00	0.00	100.00	0.00	11	5.50
BROWN BEAR	Drawing	DB127	0	0	0	0	0	1	0	0	1	0	0.00	0.00	0.00	0.00	0.00	3	3.00
BROWN BEAR	Registration	RB127	0	0	0	0	0	1	0	0	1	0	0.00	0.00	0.00	0.00	0.00	13	13.00
BROWN BEAR	**TOTAL HUNT**	B127	0	0	0	0	0	2	0	0	2	0							
BROWN BEAR	Drawing	DB128	0	0	0	0	0	1	0	0	1	0	0.00	0.00	0.00	0.00	0.00	3	3.00
BROWN BEAR	Registration	RB129	1	0	0	1	0	2	0	0	2	0	33.33	0.00	0.00	33.33	0.00	24	8.00
BROWN BEAR	Registration	RB131	0	0	0	0	0	1	0	0	1	0	0.00	0.00	0.00	0.00	0.00	8	8.00
BROWN BEAR	Drawing	DB132	0	0	0	0	0	2	0	0	2	0	0.00	0.00	0.00	0.00	0.00	25	12.50
BROWN BEAR	Drawing	DB133	3	0	0	3	0	0	0	0	0	0	100.00	0.00	0.00	100.00	0.00	15	5.00
BROWN BEAR	Drawing	DB134	1	0	0	1	0	0	0	0	0	0	100.00	0.00	0.00	100.00	0.00	12	12.00
BROWN BEAR	Registration	RB134	2	0	0	2	0	0	0	0	0	0	100.00	0.00	0.00	100.00	0.00	6	3.00
BROWN BEAR	**TOTAL HUNT**	B134	3	0	0	3	0	0	0	0	0	0							
BROWN BEAR	Drawing	DB135	2	0	0	2	0	0	0	0	0	0	100.00	0.00	0.00	100.00	0.00	10	5.00
BROWN BEAR	Registration	RB135	1	0	0	1	0	0	0	0	0	0	100.00	0.00	0.00	100.00	0.00	3	3.00
BROWN BEAR	**TOTAL HUNT**	B135	3	0	0	3	0	0	0	0	0	0							

1994-95 HUNTER INFORMATION BY UNIT/SUBUNIT: UNIT 08

SPECIES	TYPE	HUNT	SUCCESSFUL HUNTERS TOTAL	SUCCESSFUL HUNTERS UNIT RES	SUCCESSFUL HUNTERS OTHER STATE RES	SUCCESSFUL HUNTERS NON-RES	SUCCESSFUL HUNTERS UNKN. RES	UNSUCCESSFUL HUNTERS TOTAL	UNSUCCESSFUL HUNTERS UNIT RES	UNSUCCESSFUL HUNTERS OTHER STATE RES	UNSUCCESSFUL HUNTERS NON-RES	UNSUCCESSFUL HUNTERS UNKN. RES	PERCENT SUCCESSFUL TOTAL	PERCENT SUCCESSFUL UNIT RES	PERCENT SUCCESSFUL OTHER STATE RES	PERCENT SUCCESSFUL NON-RES	PERCENT SUCCESSFUL UNKN. RES	EFFORT TOTAL HUNTER DAYS	EFFORT AVG. HUNTER EFFORT
Unit/Subunit 08																			
BROWN BEAR	Registration	RB136	2	0	0	2	0	1	0	0	1	0	66.67	0.00	0.00	66.67	0.00	35	11.67
BROWN BEAR	Drawing	DB137	4	0	0	4	0	0	0	0	0	0	100.00	0.00	0.00	100.00	0.00	41	10.25
BROWN BEAR	Drawing	DB138	1	0	0	1	0	3	0	0	3	0	25.00	0.00	0.00	25.00	0.00	45	11.25
BROWN BEAR	Drawing	DB139	2	0	0	2	0	1	0	0	1	0	66.67	0.00	0.00	66.67	0.00	33	11.00
BROWN BEAR	Registration	RB140	2	0	0	2	0	1	0	0	1	0	66.67	0.00	0.00	66.67	0.00	20	6.67
BROWN BEAR	Drawing	DB141	2	0	0	2	0	1	0	0	1	0	66.67	0.00	0.00	66.67	0.00	27	9.00
BROWN BEAR	Registration	RB141	0	0	0	0	0	1	0	0	1	0	0.00	0.00	0.00	0.00	0.00	15	15.00
BROWN BEAR	**TOTAL HUNT**	B141	2	0	0	2	0	2	0	0	2	0							
BROWN BEAR	Registration	RB142	1	0	0	1	0	2	0	0	2	0	33.33	0.00	0.00	33.33	0.00	31	10.33
BROWN BEAR	Drawing	DB143	2	0	0	2	0	0	0	0	0	0	100.00	0.00	0.00	100.00	0.00	16	8.00
BROWN BEAR	Registration	RB143	1	0	0	1	0	0	0	0	0	0	100.00	0.00	0.00	100.00	0.00	6	6.00
BROWN BEAR	**TOTAL HUNT**	B143	3	0	0	3	0	0	0	0	0	0							
BROWN BEAR	Drawing	DB144	0	0	0	0	0	1	0	0	1	0	0.00	0.00	0.00	0.00	0.00	15	15.00
BROWN BEAR	Drawing	DB145	1	0	0	1	0	1	0	0	1	0	50.00	0.00	0.00	50.00	0.00	9	4.50
BROWN BEAR	Registration	RB145	0	0	0	0	0	1	0	0	1	0	0.00	0.00	0.00	0.00	0.00	11	11.00
BROWN BEAR	**TOTAL HUNT**	B145	1	0	0	1	0	2	0	0	2	0							
BROWN BEAR	Registration	RB146	0	0	0	0	0	2	0	0	2	0	0.00	0.00	0.00	0.00	0.00	17	8.50
BROWN BEAR	Registration	RB147	2	0	0	2	0	0	0	0	0	0	100.00	0.00	0.00	100.00	0.00	24	12.00
BROWN BEAR	Registration	RB148	2	0	0	2	0	2	0	0	2	0	50.00	0.00	0.00	50.00	0.00	29	7.25
BROWN BEAR	Registration	RB149	3	0	0	3	0	0	0	0	0	0	100.00	0.00	0.00	100.00	0.00	3	1.00
BROWN BEAR	Registration	RB150	2	0	0	2	0	1	0	0	1	0	66.67	0.00	0.00	66.67	0.00	26	8.67
BROWN BEAR	Drawing	DB151	0	0	0	0	0	2	0	0	2	0	0.00	0.00	0.00	0.00	0.00	24	12.00
BROWN BEAR	Registration	RB151	1	0	0	1	0	0	0	0	0	0	100.00	0.00	0.00	100.00	0.00	3	3.00
BROWN BEAR	**TOTAL HUNT**	B151	1	0	0	1	0	2	0	0	2	0							
BROWN BEAR	Drawing	DB152	3	0	0	3	0	0	0	0	0	0	100.00	0.00	0.00	100.00	0.00	21	7.00
BROWN BEAR	Registration	RB152	1	0	0	1	0	0	0	0	0	0	100.00	0.00	0.00	100.00	0.00	8	8.00
BROWN BEAR	**TOTAL HUNT**	B152	4	0	0	4	0	0	0	0	0	0							
BROWN BEAR	Drawing	DB153	0	0	0	0	0	1	0	0	1	0	0.00	0.00	0.00	0.00	0.00	11	11.00
BROWN BEAR	Registration	RB153	0	0	0	0	0	1	0	0	1	0	0.00	0.00	0.00	0.00	0.00	13	13.00
BROWN BEAR	**TOTAL HUNT**	B153	0	0	0	0	0	2	0	0	2	0							
BROWN BEAR	Drawing	DB154	3	0	0	3	0	1	0	0	1	0	75.00	0.00	0.00	75.00	0.00	24	6.00
BROWN BEAR	Registration	RB155	4	0	0	4	0	0	0	0	0	0	100.00	0.00	0.00	100.00	0.00	30	7.50
BROWN BEAR	Drawing	DB157	1	0	0	1	0	0	0	0	0	0	100.00	0.00	0.00	100.00	0.00	8	8.00
BROWN BEAR	Registration	RB157	1	0	0	1	0	1	0	0	1	0	50.00	0.00	0.00	50.00	0.00	20	10.00
BROWN BEAR	**TOTAL HUNT**	B157	2	0	0	2	0	1	0	0	1	0							
BROWN BEAR	Registration	RB158	2	0	0	2	0	2	0	0	2	0	50.00	0.00	0.00	50.00	0.00	24	6.00
BROWN BEAR	Drawing	DB159	3	0	0	3	0	3	0	0	3	0	50.00	0.00	0.00	50.00	0.00	49	8.17
BROWN BEAR	Registration	RB159	2	0	0	2	0	2	0	0	2	0	50.00	0.00	0.00	50.00	0.00	35	8.75
BROWN BEAR	**TOTAL HUNT**	B159	5	0	0	5	0	5	0	0	5	0							
BROWN BEAR	Drawing	DB201	1	0	1	0	0	0	0	0	0	0	100.00	0.00	100.00	0.00	0.00	4	4.00
BROWN BEAR	Drawing	DB203	1	0	1	0	0	1	0	1	0	0	50.00	0.00	50.00	0.00	0.00	19	9.50
BROWN BEAR	Drawing	DB204	1	0	1	0	0	0	0	0	0	0	100.00	0.00	100.00	0.00	0.00	3	3.00
BROWN BEAR	Drawing	DB205	1	1	0	0	0	0	0	0	0	0	100.00	100.00	0.00	0.00	0.00	1	1.00
BROWN BEAR	Drawing	DB206	1	0	1	0	0	1	1	0	0	0	50.00	0.00	100.00	0.00	0.00	8	4.00
BROWN BEAR	Drawing	DB207	1	1	0	0	0	0	0	0	0	0	100.00	100.00	0.00	0.00	0.00	2	2.00
BROWN BEAR	Drawing	DB208	1	0	1	0	0	1	0	1	0	0	50.00	0.00	50.00	0.00	0.00	12	6.00
BROWN BEAR	Drawing	DB209	0	0	0	0	0	1	0	1	0	0	0.00	0.00	0.00	0.00	0.00	15	15.00
BROWN BEAR	Drawing	DB210	0	0	0	0	0	2	0	2	0	0	0.00	0.00	0.00	0.00	0.00	13	6.50

1994-95 HUNTER INFORMATION BY UNIT/SUBUNIT: UNIT 08

SPECIES	TYPE	HUNT	SUCCESSFUL HUNTERS TOTAL	SUCCESSFUL HUNTERS UNIT RES	SUCCESSFUL HUNTERS OTHER STATE RES	SUCCESSFUL HUNTERS NON-RES	SUCCESSFUL HUNTERS UNKN. RES	UNSUCCESSFUL HUNTERS TOTAL	UNSUCCESSFUL HUNTERS UNIT RES	UNSUCCESSFUL HUNTERS OTHER STATE RES	UNSUCCESSFUL HUNTERS NON-RES	UNSUCCESSFUL HUNTERS UNKN. RES	PERCENT SUCCESSFUL TOTAL	PERCENT SUCCESSFUL UNIT RES	PERCENT SUCCESSFUL OTHER STATE RES	PERCENT SUCCESSFUL NON-RES	PERCENT SUCCESSFUL UNKN. RES	EFFORT TOTAL HUNTER DAYS	EFFORT AVG. HUNTER EFFORT
Unit/Subunit 08																			
BROWN BEAR	Drawing	DB211	1	0	1	0	0	1	0	1	0	0	50.00	0.00	50.00	0.00	0.00	14	7.00
BROWN BEAR	Drawing	DB212	0	0	0	0	0	2	0	2	0	0	0.00	0.00	0.00	0.00	0.00	18	9.00
BROWN BEAR	Drawing	DB213	3	0	3	0	0	0	0	0	0	0	100.00	0.00	100.00	0.00	0.00	14	4.67
BROWN BEAR	Drawing	DB214	2	0	2	0	0	0	0	0	0	0	100.00	0.00	100.00	0.00	0.00	11	5.50
BROWN BEAR	Drawing	DB215	3	0	3	0	0	0	0	0	0	0	100.00	0.00	100.00	0.00	0.00	4	1.33
BROWN BEAR	Drawing	DB216	1	0	1	0	0	2	0	2	0	0	33.33	0.00	33.33	0.00	0.00	19	6.33
BROWN BEAR	Drawing	DB217	0	0	0	0	0	2	0	2	0	0	0.00	0.00	0.00	0.00	0.00	24	12.00
BROWN BEAR	Drawing	DB218	0	0	0	0	0	2	0	2	0	0	0.00	0.00	0.00	0.00	0.00	12	6.00
BROWN BEAR	Drawing	DB219	1	0	1	0	0	1	0	1	0	0	50.00	0.00	50.00	0.00	0.00	19	9.50
BROWN BEAR	Drawing	DB220	1	0	1	0	0	1	0	1	0	0	50.00	0.00	50.00	0.00	0.00	16	8.00
BROWN BEAR	Drawing	DB221	1	0	1	0	0	0	0	0	0	0	100.00	0.00	100.00	0.00	0.00	9	9.00
BROWN BEAR	Drawing	DB222	1	0	1	0	0	2	1	1	0	0	33.33	0.00	50.00	0.00	0.00	23	7.67
BROWN BEAR	Drawing	DB223	1	0	1	0	0	1	0	1	0	0	50.00	0.00	50.00	0.00	0.00	15	7.50
BROWN BEAR	Drawing	DB224	0	0	0	0	0	3	1	2	0	0	0.00	0.00	0.00	0.00	0.00	19	6.33
BROWN BEAR	Drawing	DB225	1	0	1	0	0	2	0	2	0	0	33.33	0.00	33.33	0.00	0.00	23	7.67
BROWN BEAR	Drawing	DB226	0	0	0	0	0	1	1	0	0	0	0.00	0.00	0.00	0.00	0.00	5	5.00
BROWN BEAR	Drawing	DB227	0	0	0	0	0	2	1	1	0	0	0.00	0.00	0.00	0.00	0.00	10	5.00
BROWN BEAR	Drawing	DB228	1	0	1	0	0	3	0	3	0	0	25.00	0.00	25.00	0.00	0.00	35	8.75
BROWN BEAR	Drawing	DB229	2	1	1	0	0	11	0	11	0	0	15.38	100.00	8.33	0.00	0.00	84	6.46
BROWN BEAR	Registration	RB230	3	3	0	0	0	55	45	10	0	0	5.17	6.25	0.00	0.00	0.00	331	5.71
BROWN BEAR	Drawing	DB231	3	0	3	0	0	0	0	0	0	0	100.00	0.00	100.00	0.00	0.00	10	3.33
BROWN BEAR	Drawing	DB232	1	0	1	0	0	0	0	0	0	0	100.00	0.00	100.00	0.00	0.00	3	3.00
BROWN BEAR	Drawing	DB233	3	0	3	0	0	2	0	2	0	0	60.00	0.00	60.00	0.00	0.00	55	11.00
BROWN BEAR	Drawing	DB234	1	0	1	0	0	3	0	3	0	0	25.00	0.00	25.00	0.00	0.00	43	10.75
BROWN BEAR	Drawing	DB235	1	0	1	0	0	2	0	2	0	0	33.33	0.00	33.33	0.00	0.00	26	8.67
BROWN BEAR	Drawing	DB236	2	0	2	0	0	1	0	1	0	0	66.67	0.00	66.67	0.00	0.00	15	5.00
BROWN BEAR	Drawing	DB237	0	0	0	0	0	2	0	2	0	0	0.00	0.00	0.00	0.00	0.00	25	12.50
BROWN BEAR	Drawing	DB238	3	0	3	0	0	2	0	2	0	0	60.00	0.00	60.00	0.00	0.00	36	7.20
BROWN BEAR	Drawing	DB239	1	0	1	0	0	2	1	1	0	0	33.33	0.00	50.00	0.00	0.00	22	7.33
BROWN BEAR	Drawing	DB240	0	0	0	0	0	3	0	3	0	0	0.00	0.00	0.00	0.00	0.00	34	11.33
BROWN BEAR	Drawing	DB241	3	0	3	0	0	3	0	3	0	0	50.00	0.00	50.00	0.00	0.00	48	8.00
BROWN BEAR	Drawing	DB242	3	0	3	0	0	1	0	1	0	0	75.00	0.00	75.00	0.00	0.00	34	8.50
BROWN BEAR	Drawing	DB243	2	0	1	1	0	1	0	1	0	0	66.67	0.00	50.00	100.00	0.00	28	9.33
BROWN BEAR	Drawing	DB244	1	0	1	0	0	3	0	3	0	0	25.00	0.00	25.00	0.00	0.00	42	10.50
BROWN BEAR	Drawing	DB245	1	0	1	0	0	1	0	1	0	0	50.00	0.00	50.00	0.00	0.00	14	7.00
BROWN BEAR	Drawing	DB246	2	1	1	0	0	2	0	2	0	0	50.00	100.00	33.33	0.00	0.00	37	9.25
BROWN BEAR	Drawing	DB247	1	0	1	0	0	1	0	1	0	0	50.00	0.00	50.00	0.00	0.00	21	10.50
BROWN BEAR	Drawing	DB248	3	0	3	0	0	3	0	3	0	0	50.00	0.00	50.00	0.00	0.00	46	7.67
BROWN BEAR	Drawing	DB249	0	0	0	0	0	3	1	2	0	0	0.00	0.00	0.00	0.00	0.00	35	11.67
BROWN BEAR	Drawing	DB250	0	0	0	0	0	3	0	3	0	0	0.00	0.00	0.00	0.00	0.00	33	11.00
BROWN BEAR	Drawing	DB251	0	0	0	0	0	2	0	2	0	0	0.00	0.00	0.00	0.00	0.00	20	10.00
BROWN BEAR	Drawing	DB254	0	0	0	0	0	2	0	2	0	0	0.00	0.00	0.00	0.00	0.00	15	7.50
BROWN BEAR	Drawing	DB255	1	0	1	0	0	2	0	2	0	0	33.33	0.00	33.33	0.00	0.00	41	13.67
BROWN BEAR	Drawing	DB256	0	0	0	0	0	1	0	1	0	0	0.00	0.00	0.00	0.00	0.00	10	10.00
BROWN BEAR	Drawing	DB257	2	0	2	0	0	8	0	8	0	0	20.00	0.00	20.00	0.00	0.00	88	8.80
BROWN BEAR	Drawing	DB258	0	0	0	0	0	7	0	7	0	0	0.00	0.00	0.00	0.00	0.00	38	5.43
BROWN BEAR	Drawing	DB259	4	2	2	0	0	23	7	15	1	0	14.81	22.22	11.76	0.00	0.00	243	9.00
BROWN BEAR	Registration	RB260	3	0	0	0	3	42	1	0	0	41	6.67	0.00	0.00	0.00	6.82	436	9.69

1994-95 HUNTER INFORMATION BY UNIT/SUBUNIT: UNIT 08

SPECIES	TYPE	HUNT	SUCCESSFUL HUNTERS TOTAL	UNIT RES	OTHER STATE RES	NON-RES	UNKN. RES	UNSUCCESSFUL HUNTERS TOTAL	UNIT RES	OTHER STATE RES	NON-RES	UNKN. RES	PERCENT SUCCESSFUL TOTAL	UNIT RES	OTHER STATE RES	NON-RES	UNKN. RES	EFFORT TOTAL HUNTER DAYS	EFFORT AVG. HUNTER EFFORT
Unit/Subunit 08																			
CARIBOU	General Season		7	0	3	4	0	9	2	7	0	0	43.75	0.00	30.00	100.00	0.00	112	7.00
DEER	General Season		3894	1690	1917	287	0	815	372	314	129	0	82.69	81.96	85.93	68.99	0.00	n/a	n/a
ELK	Drawing	DE702	3	2	1	0	0	6	4	1	1	0	33.33	33.33	50.00	0.00	0.00	38	4.22
ELK	Drawing	DE703	3	3	0	0	0	8	7	1	0	0	27.27	30.00	0.00	0.00	0.00	46	4.18
ELK	Drawing	DE704	2	2	0	0	0	6	2	4	0	0	25.00	50.00	0.00	0.00	0.00	34	4.25
ELK	Drawing	DE705	2	0	2	0	0	7	1	6	0	0	22.22	0.00	25.00	0.00	0.00	66	7.33
ELK	Drawing	DE706	3	1	2	0	0	7	3	4	0	0	30.00	25.00	33.33	0.00	0.00	54	5.40
ELK	Drawing	DE707	1	1	0	0	0	4	2	2	0	0	20.00	33.33	0.00	0.00	0.00	29	5.80
ELK	Drawing	DE712	22	18	4	0	0	44	22	21	1	0	33.33	45.00	16.00	0.00	0.00	269	4.08
ELK	Drawing	DE714	21	17	4	0	0	28	6	22	0	0	42.86	73.91	15.38	0.00	0.00	203	4.14
ELK	Drawing	DE716	9	7	2	0	0	38	16	22	0	0	19.15	30.43	8.33	0.00	0.00	202	4.30
ELK	Registration	RE753	8	5	2	1	0	65	35	27	2	1	10.96	12.50	6.90	33.33	0.00	224	3.07
ELK	Registration	RE754	11	5	5	1	0	85	44	36	3	2	11.46	10.20	12.20	25.00	0.00	413	4.30
MARTEN	Trapping		n/a	n/a	n/a	n/a	n/a	n/a	n/a	n/a	n/a	n/a	n/a	n/a	n/a	n/a	n/a	n/a	n/a
MT. GOAT	Drawing	DG471	9	2	6	1	0	7	2	5	0	0	56.25	50.00	54.55	100.00	0.00	75	4.69
MT. GOAT	Drawing	DG472	4	3	1	0	0	2	1	1	0	0	66.67	75.00	50.00	0.00	0.00	16	2.67
MT. GOAT	Drawing	DG473	8	7	1	0	0	4	2	2	0	0	66.67	77.78	33.33	0.00	0.00	31	2.58
MT. GOAT	Drawing	DG474	10	5	5	0	0	0	0	0	0	0	100.00	100.00	100.00	0.00	0.00	36	3.60
MT. GOAT	Drawing	DG475	5	3	2	0	0	8	6	2	0	0	38.46	33.33	50.00	0.00	0.00	43	3.31
MT. GOAT	Drawing	DG476	3	0	0	3	0	5	1	3	1	0	37.50	0.00	0.00	75.00	0.00	33	4.13
MT. GOAT	Drawing	DG477	3	2	0	1	0	6	0	6	0	0	33.33	100.00	0.00	100.00	0.00	22	2.44
OTTER	Trapping		91	64	17	0	10	n/a	n/a	n/a	n/a	n/a	n/a	n/a	n/a	0.00	n/a	n/a	n/a

1994-95 HUNTER INFORMATION BY UNIT/SUBUNIT: UNIT 08

			SUCCESSFUL HUNTERS					UNSUCCESSFUL HUNTERS				
					OTHER					OTHER		
SPECIES	TYPE	HUNT	TOTAL	UNIT RES	STATE RES	NON-RES	UNKN. RES	TOTAL	UNIT RES	STATE RES	NON-RES	UNKN. RES
UNIT 08 TOTALS FOR SPECIES AND HUNT TYPE												
BEAVER	Trapping		29	29	0	0	0	n/a	n/a	n/a	n/a	n/a
BROWN BEAR	Drawing		110	6	57	47	0	150	14	110	26	0
BROWN BEAR	Registration		45	3	0	39	3	123	46	10	26	41
CARIBOU	General Season		7	0	3	4	0	9	2	7	n/a	n/a
DEER	General Season		3894	1690	1917	287	0	815	372	314	129	0
ELK	Drawing		66	51	15	0	0	148	63	83	2	0
ELK	Registration		19	10	7	2	0	150	79	63	5	3
MARTEN	Trapping		n/a	n/a	n/a	n/a	n/a	n/a	n/a	n/a	n/a	n/a
MT. GOAT	Drawing		42	22	15	5	0	32	12	19	1	0
OTTER	Trapping		91	64	17	0	10	n/a	n/a	n/a	n/a	n/a
UNIT 08 TOTALS												
BEAVER	**TOTAL UNIT**		29	29	0	0	0	n/a	n/a	n/a	n/a	n/a
BROWN BEAR	**TOTAL UNIT**		155	9	57	86	3	273	60	120	52	41
CARIBOU	**TOTAL UNIT**		7	0	3	4	0	9	2	7	n/a	n/a
DEER	**TOTAL UNIT**		3894	1690	1917	287	0	815	372	314	129	0
ELK	**TOTAL UNIT**		85	61	22	2	0	298	142	146	7	3
MARTEN	**TOTAL UNIT**		n/a	n/a	n/a	n/a	n/a	n/a	n/a	n/a	n/a	n/a
MT. GOAT	**TOTAL UNIT**		42	22	15	5	0	32	12	19	1	0
OTTER	**TOTAL UNIT**		91	64	17	0	10	n/a	n/a	n/a	n/a	n/a

1994-95 HUNTER INFORMATION BY UNIT/SUBUNIT: UNIT 09

SPECIES	TYPE	HUNT	SUCCESSFUL HUNTERS TOTAL	SUCCESSFUL HUNTERS UNIT RES	SUCCESSFUL HUNTERS OTHER STATE RES	SUCCESSFUL HUNTERS NON-RES	SUCCESSFUL HUNTERS UNKN. RES	UNSUCCESSFUL HUNTERS TOTAL	UNSUCCESSFUL HUNTERS UNIT RES	UNSUCCESSFUL HUNTERS OTHER STATE RES	UNSUCCESSFUL HUNTERS NON-RES	UNSUCCESSFUL HUNTERS UNKN. RES	PERCENT SUCCESSFUL TOTAL	PERCENT SUCCESSFUL UNIT RES	PERCENT SUCCESSFUL OTHER STATE RES	PERCENT SUCCESSFUL NON-RES	PERCENT SUCCESSFUL UNKN. RES	EFFORT TOTAL HUNTER DAYS	EFFORT AVG. HUNTER EFFORT
Unit/Subunit 09A																			
BEAVER	Trapping		0	0	0	0	0	n/a	n/a	n/a	n/a	n/a	0.00	0.00	0.00	0.00	0.00	n/a	n/a
BLACK BEAR	General Season		n/a	n/a	n/a	n/a	n/a	n/a	n/a	n/a	n/a	n/a	n/a	n/a	n/a	n/a	n/a	n/a	n/a
CARIBOU	General Season		n/a	n/a	n/a	n/a	n/a	n/a	n/a	n/a	n/a	n/a	n/a	n/a	n/a	n/a	n/a	n/a	n/a
LYNX	Hunting/Trapping		1	0	1	0	0	n/a	n/a	n/a	n/a	n/a	n/a	0.00	n/a	0.00	0.00	n/a	n/a
MOOSE	General Season		4	0	4	0	0	8	0	6	1	1	33.33	0.00	40.00	0.00	0.00	92	7.67
OTTER	Trapping		1	0	1	0	0	n/a	n/a	n/a	n/a	n/a	n/a	0.00	n/a	0.00	0.00	n/a	n/a
WOLF	Hunting/Trapping		0	0	0	0	0	n/a	n/a	n/a	n/a	n/a	0.00	0.00	0.00	0.00	0.00	n/a	n/a
WOLVERINE	Hunting/Trapping		3	0	3	0	0	n/a	n/a	n/a	n/a	n/a	n/a	0.00	n/a	0.00	0.00	n/a	n/a
Unit/Subunit 09B																			
BEAVER	Trapping		9	7	2	0	0	n/a	n/a	n/a	n/a	n/a	n/a	n/a	n/a	0.00	0.00	n/a	n/a
BLACK BEAR	General Season		n/a	n/a	n/a	n/a	n/a	n/a	n/a	n/a	n/a	n/a	n/a	n/a	n/a	n/a	n/a	n/a	n/a
CARIBOU	General Season		n/a	n/a	n/a	n/a	n/a	n/a	n/a	n/a	n/a	n/a	n/a	n/a	n/a	n/a	n/a	n/a	n/a
LYNX	Hunting/Trapping		7	6	1	0	0	n/a	n/a	n/a	n/a	n/a	n/a	n/a	n/a	0.00	0.00	n/a	n/a
MARTEN	Trapping		n/a	n/a	n/a	n/a	n/a	n/a	n/a	n/a	n/a	n/a	n/a	n/a	n/a	n/a	n/a	n/a	n/a
MOOSE	General Season		87	22	26	37	2	143	11	71	58	3	37.83	66.67	26.80	38.95	40.00	1335	5.80
OTTER	Trapping		6	6	0	0	0	n/a	n/a	n/a	n/a	n/a	n/a	n/a	0.00	0.00	0.00	n/a	n/a
SHEEP	General Season		3	3	0	0	0	1	0	1	0	0	75.00	100.00	0.00	0.00	0.00	22	5.50
WOLF	Hunting/Trapping		6	4	0	2	0	n/a	n/a	n/a	n/a	n/a	n/a	n/a	0.00	n/a	0.00	n/a	n/a
WOLVERINE	Hunting/Trapping		14	11	3	0	0	n/a	n/a	n/a	n/a	n/a	n/a	n/a	n/a	0.00	0.00	n/a	n/a
Unit/Subunit 09C																			
BEAVER	Trapping		9	9	0	0	0	n/a	n/a	n/a	n/a	n/a	n/a	n/a	0.00	0.00	0.00	n/a	n/a
BROWN BEAR	Registration	RB361	10	3	4	3	0	21	5	13	3	0	32.26	37.50	23.53	50.00	0.00	n/a	n/a
BROWN BEAR	Registration	RB371	2	1	0	1	0	2	1	0	1	0	50.00	50.00	0.00	50.00	0.00	n/a	n/a
BROWN BEAR	**TOTAL SUBUNIT**		12	4	4	4	0	23	6	13	4	0							
CARIBOU	General Season		n/a	n/a	n/a	n/a	n/a	n/a	n/a	n/a	n/a	n/a	n/a	n/a	n/a	n/a	n/a	n/a	n/a
LYNX	Hunting/Trapping		10	9	1	0	0	n/a	n/a	n/a	n/a	n/a	n/a	n/a	n/a	0.00	0.00	n/a	n/a
MARTEN	Trapping		n/a	n/a	n/a	n/a	n/a	n/a	n/a	n/a	n/a	n/a	n/a	n/a	n/a	n/a	n/a	n/a	n/a
MOOSE	General Season		62	35	12	11	4	105	44	36	25	0	37.13	44.30	25.00	30.56	100.00	839	5.02
MOOSE	Federal	RM232	3	3	0	0	0	0	0	0	0	0	100.00	100.00	0.00	0.00	0.00	16	5.33
MOOSE	**TOTAL SUBUNIT**		65	38	12	11	4	105	44	36	25	0							
OTTER	Trapping		7	7	0	0	0	n/a	n/a	n/a	n/a	n/a	n/a	n/a	0.00	0.00	0.00	n/a	n/a
WOLF	Hunting/Trapping		1	1	0	0	0	n/a	n/a	n/a	n/a	n/a	n/a	n/a	0.00	0.00	0.00	n/a	n/a
WOLVERINE	Hunting/Trapping		6	6	0	0	0	n/a	n/a	n/a	n/a	n/a	n/a	n/a	0.00	0.00	0.00	n/a	n/a
Unit/Subunit 09D																			
BEAVER	Trapping		0	0	0	0	0	n/a	n/a	n/a	n/a	n/a	0.00	0.00	0.00	0.00	0.00	n/a	n/a
CARIBOU	General Season		n/a	n/a	n/a	n/a	n/a	n/a	n/a	n/a	n/a	n/a	n/a	n/a	n/a	n/a	n/a	n/a	n/a
LYNX	Hunting/Trapping		0	0	0	0	0	n/a	n/a	n/a	n/a	n/a	0.00	0.00	0.00	0.00	0.00	n/a	n/a
MARTEN	Trapping		n/a	n/a	n/a	n/a	n/a	n/a	n/a	n/a	n/a	n/a	n/a	n/a	n/a	n/a	n/a	n/a	n/a
OTTER	Trapping		2	2	0	0	0	n/a	n/a	n/a	n/a	n/a	n/a	n/a	0.00	0.00	0.00	n/a	n/a
WOLF	Hunting/Trapping		1	1	0	0	0	n/a	n/a	n/a	n/a	n/a	n/a	n/a	0.00	0.00	0.00	n/a	n/a
WOLVERINE	Hunting/Trapping		1	1	0	0	0	n/a	n/a	n/a	n/a	n/a	n/a	n/a	0.00	0.00	0.00	n/a	n/a

1994-95 HUNTER INFORMATION BY UNIT/SUBUNIT: UNIT 09

SPECIES	TYPE	HUNT	SUCCESSFUL HUNTERS TOTAL	SUCCESSFUL HUNTERS UNIT RES	SUCCESSFUL HUNTERS OTHER STATE RES	SUCCESSFUL HUNTERS NON-RES	SUCCESSFUL HUNTERS UNKN. RES	UNSUCCESSFUL HUNTERS TOTAL	UNSUCCESSFUL HUNTERS UNIT RES	UNSUCCESSFUL HUNTERS OTHER STATE RES	UNSUCCESSFUL HUNTERS NON-RES	UNSUCCESSFUL HUNTERS UNKN. RES	PERCENT SUCCESSFUL TOTAL	PERCENT SUCCESSFUL UNIT RES	PERCENT SUCCESSFUL OTHER STATE RES	PERCENT SUCCESSFUL NON-RES	PERCENT SUCCESSFUL UNKN. RES	EFFORT TOTAL HUNTER DAYS	EFFORT AVG. HUNTER EFFORT
Unit/Subunit 09E																			
BEAVER	Trapping		1	0	1	0	0	n/a	n/a	n/a	n/a	n/a	n/a	0.00	n/a	0.00	0.00	n/a	n/a
BROWN BEAR	Registration	CBB	4	4	0	0	0	1	1	0	0	0	80.00	80.00	0.00	0.00	0.00	n/a	n/a
CARIBOU	General Season		n/a	n/a	n/a	n/a	n/a	n/a	n/a	n/a	n/a	n/a	n/a	n/a	n/a	n/a	n/a	n/a	n/a
LYNX	Hunting/Trapping		1	1	0	0	0	n/a	n/a	n/a	n/a	n/a	n/a	n/a	0.00	0.00	0.00	n/a	n/a
MARTEN	Trapping		n/a	n/a	n/a	n/a	n/a	n/a	n/a	n/a	n/a	n/a	n/a	n/a	n/a	n/a	n/a	n/a	n/a
MOOSE	General Season		80	7	9	60	4	98	10	30	58	0	44.94	41.18	23.08	50.85	100.00	1057	5.94
OTTER	Trapping		4	1	3	0	0	n/a	n/a	n/a	n/a	n/a	n/a	n/a	n/a	0.00	0.00	n/a	n/a
WOLF	Hunting/Trapping		6	1	2	3	0	n/a	n/a	n/a	n/a	n/a	n/a	n/a	n/a	n/a	0.00	n/a	n/a
WOLVERINE	Hunting/Trapping		8	2	6	0	0	n/a	n/a	n/a	n/a	n/a	n/a	n/a	n/a	0.00	0.00	n/a	n/a
Unit/Subunit 09Z																			
MOOSE	General Season		0	0	0	0	0	6	0	2	4	0	0.00	0.00	0.00	0.00	0.00	32	5.33
SHEEP	General Season		1	1	0	0	0	0	0	0	0	0	100.00	100.00	0.00	0.00	0.00	4	4.00

1994-95 HUNTER INFORMATION BY UNIT/SUBUNIT: UNIT 09

SPECIES	TYPE	HUNT	SUCCESSFUL HUNTERS TOTAL	UNIT RES	OTHER STATE RES	NON-RES	UNKN. RES	UNSUCCESSFUL HUNTERS TOTAL	UNIT RES	OTHER STATE RES	NON-RES	UNKN. RES
UNIT 09 TOTALS FOR SPECIES AND HUNT TYPE												
BEAVER	Trapping		19	16	3	0	0	n/a	n/a	n/a	n/a	n/a
BLACK BEAR	General Season		n/a	n/a	n/a	n/a	n/a	n/a	n/a	n/a	n/a	n/a
BROWN BEAR	Registration		16	8	4	4	0	24	7	13	4	0
CARIBOU	General Season		n/a	n/a	n/a	n/a	n/a	n/a	n/a	n/a	n/a	n/a
LYNX	Hunting/Trapping		19	16	3	0	0	n/a	n/a	n/a	n/a	n/a
MARTEN	Trapping		n/a	n/a	n/a	n/a	n/a	n/a	n/a	n/a	n/a	n/a
MOOSE	Federal		3	3	0	0	0	0	0	0	0	0
MOOSE	General Season		233	64	51	108	10	360	65	145	146	4
OTTER	Trapping		20	16	4	0	0	n/a	n/a	n/a	n/a	n/a
SHEEP	General Season		4	4	0	0	0	1	0	1	0	0
WOLF	Hunting/Trapping		14	7	2	5	0	n/a	n/a	n/a	n/a	n/a
WOLVERINE	Hunting/Trapping		32	20	12	0	0	n/a	n/a	n/a	n/a	n/a
UNIT 09 TOTALS												
BEAVER	**TOTAL UNIT**		19	16	3	0	0	n/a	n/a	n/a	n/a	n/a
BLACK BEAR	**TOTAL UNIT**		n/a	n/a	n/a	n/a	n/a	n/a	n/a	n/a	n/a	n/a
BROWN BEAR	**TOTAL UNIT**		16	8	4	4	0	24	7	13	4	0
CARIBOU	**TOTAL UNIT**		n/a	n/a	n/a	n/a	n/a	n/a	n/a	n/a	n/a	n/a
LYNX	**TOTAL UNIT**		19	16	3	0	0	n/a	n/a	n/a	n/a	n/a
MARTEN	**TOTAL UNIT**		n/a	n/a	n/a	n/a	n/a	n/a	n/a	n/a	n/a	n/a
MOOSE	**TOTAL UNIT**		236	67	51	108	10	360	65	145	146	4
OTTER	**TOTAL UNIT**		20	16	4	0	0	n/a	n/a	n/a	n/a	n/a
SHEEP	**TOTAL UNIT**		4	4	0	0	0	1	0	1	0	0
WOLF	**TOTAL UNIT**		14	7	2	5	0	n/a	n/a	n/a	n/a	n/a
WOLVERINE	**TOTAL UNIT**		32	20	12	0	0	n/a	n/a	n/a	n/a	n/a

1994-95 HUNTER INFORMATION BY UNIT/SUBUNIT: UNIT 10

SPECIES	TYPE	HUNT	SUCCESSFUL HUNTERS TOTAL	UNIT RES	OTHER STATE RES	NON-RES	UNKN RES	UNSUCCESSFUL HUNTERS TOTAL	UNIT RES	OTHER STATE RES	NON-RES	UNKN RES	PERCENT SUCCESSFUL TOTAL	UNIT RES	OTHER STATE RES	NON-RES	UNKN RES	EFFORT TOTAL HUNTER DAYS	EFFORT AVG. HUNTER EFFORT
Unit/Subunit 10																			
BROWN BEAR	Drawing	DB375	4	0	3	0	1	1	0	1	0	0	80.00	0.00	75.00	0.00	100.00	35	7.00
BROWN BEAR	Drawing	DB376	3	0	3	0	0	1	0	1	0	0	75.00	0.00	75.00	0.00	0.00	42	10.50
CARIBOU	Registration	RC550	n/a	n/a	n/a	n/a	n/a	n/a	n/a	n/a	n/a	n/a	n/a	n/a	n/a	n/a	n/a	n/a	n/a
OTTER	Trapping		n/a	n/a	n/a	n/a	n/a	n/a	n/a	n/a	n/a	n/a	n/a	n/a	n/a	n/a	n/a	n/a	n/a
UNIT 10 TOTALS FOR SPECIES AND HUNT TYPE																			
BROWN BEAR	Drawing		7	0	6	0	1	2	0	2	0	0							
CARIBOU	Registration		n/a	n/a	n/a	n/a	n/a	n/a	n/a	n/a	n/a	n/a							
OTTER	Trapping		n/a	n/a	n/a	n/a	n/a	n/a	n/a	n/a	n/a	n/a							
UNIT 10 TOTALS																			
BROWN BEAR	**TOTAL UNIT**		7	0	6	0	1	2	0	2	0	0							
CARIBOU	**TOTAL UNIT**		n/a	n/a	n/a	n/a	n/a	n/a	n/a	n/a	n/a	n/a							
OTTER	**TOTAL UNIT**		n/a	n/a	n/a	n/a	n/a	n/a	n/a	n/a	n/a	n/a							

1994-95 HUNTER INFORMATION BY UNIT/SUBUNIT: UNIT 11

SPECIES	TYPE	HUNT	SUCCESSFUL HUNTERS TOTAL	UNIT RES	OTHER STATE RES	NON-RES	UNKN. RES	UNSUCCESSFUL HUNTERS TOTAL	UNIT RES	OTHER STATE RES	NON-RES	UNKN. RES	PERCENT SUCCESSFUL TOTAL	UNIT RES	OTHER STATE RES	NON-RES	UNKN. RES	EFFORT TOTAL HUNTER DAYS	EFFORT AVG. HUNTER EFFORT
Unit/Subunit 11																			
BEAVER	Trapping		12	0	12	0	0	n/a	n/a	n/a	n/a	n/a	n/a	0.00	n/a	0.00	0.00	n/a	n/a
BLACK BEAR	General Season		18	1	15	2	0	n/a	n/a	n/a	n/a	n/a	n/a	n/a	n/a	n/a	0.00	n/a	n/a
BROWN BEAR	General Season		6	0	3	2	1	n/a	n/a	n/a	n/a	n/a	n/a	0.00	n/a	n/a	n/a	n/a	n/a
LYNX	Hunting/Trapping		16	0	16	0	0	n/a	n/a	n/a	n/a	n/a	n/a	0.00	n/a	0.00	0.00	n/a	n/a
MARTEN	Trapping		n/a	n/a	n/a	n/a	n/a	n/a	n/a	n/a	n/a	n/a	n/a	n/a	n/a	n/a	n/a	n/a	n/a
MOOSE	General Season		36	0	31	5	0	89	3	80	6	0	28.80	0.00	27.93	45.45	0.00	905	7.24
MT. GOAT	Registration	RG580	14	2	2	10	0	16	1	12	3	0	46.67	66.67	14.29	76.92	0.00	73	2.43
OTTER	Trapping		3	0	3	0	0	n/a	n/a	n/a	n/a	n/a	n/a	0.00	n/a	0.00	0.00	n/a	n/a
SHEEP	General Season		114	0	86	26	2	255	0	238	12	5	30.89	0.00	26.54	68.42	28.57	1793	4.86
WOLF	Hunting/Trapping		35	0	34	1	0	n/a	n/a	n/a	n/a	n/a	n/a	0.00	n/a	n/a	0.00	n/a	n/a
WOLVERINE	Hunting/Trapping		11	2	9	0	0	n/a	n/a	n/a	n/a	n/a	n/a	n/a	n/a	0.00	0.00	n/a	n/a
UNIT 11 TOTALS FOR SPECIES AND HUNT TYPE																			
BEAVER	Trapping		12	0	12	0	0	n/a	n/a	n/a	n/a	n/a							
BLACK BEAR	General Season		18	1	15	2	0	n/a	n/a	n/a	n/a	n/a							
BROWN BEAR	General Season		6	0	3	2	1	n/a	n/a	n/a	n/a	n/a							
LYNX	Hunting/Trapping		16	0	16	0	0	n/a	n/a	n/a	n/a	n/a							
MARTEN	Trapping		n/a	n/a	n/a	n/a	n/a	n/a	n/a	n/a	n/a	n/a							
MOOSE	General Season		36	0	31	5	0	89	3	80	6	0							
MT. GOAT	Registration		14	2	2	10	0	16	1	12	3	0							
OTTER	Trapping		3	0	3	0	0	n/a	n/a	n/a	n/a	n/a							
SHEEP	General Season		114	0	86	26	2	255	0	238	12	5							
WOLF	Hunting/Trapping		35	0	34	1	0	n/a	n/a	n/a	n/a	n/a							
WOLVERINE	Hunting/Trapping		11	2	9	0	0	n/a	n/a	n/a	n/a	n/a							
UNIT 11 TOTALS																			
BEAVER	**TOTAL UNIT**		12	0	12	0	0	n/a	n/a	n/a	n/a	n/a							
BLACK BEAR	**TOTAL UNIT**		18	1	15	2	0	n/a	n/a	n/a	n/a	n/a							
BROWN BEAR	**TOTAL UNIT**		6	0	3	2	1	n/a	n/a	n/a	n/a	n/a							
LYNX	**TOTAL UNIT**		16	0	16	0	0	n/a	n/a	n/a	n/a	n/a							
MARTEN	**TOTAL UNIT**		n/a	n/a	n/a	n/a	n/a	n/a	n/a	n/a	n/a	n/a							
MOOSE	**TOTAL UNIT**		36	0	31	5	0	89	3	80	6	0							
MT. GOAT	**TOTAL UNIT**		14	2	2	10	0	16	1	12	3	0							
OTTER	**TOTAL UNIT**		3	0	3	0	0	n/a	n/a	n/a	n/a	n/a							
SHEEP	**TOTAL UNIT**		114	0	86	26	2	255	0	238	12	5							
WOLF	**TOTAL UNIT**		35	0	34	1	0	n/a	n/a	n/a	n/a	n/a							
WOLVERINE	**TOTAL UNIT**		11	2	9	0	0	n/a	n/a	n/a	n/a	n/a							

1994-95 HUNTER INFORMATION BY UNIT/SUBUNIT: UNIT 12

SPECIES	TYPE	HUNT	SUCCESSFUL HUNTERS TOTAL	SUCCESSFUL HUNTERS UNIT RES	SUCCESSFUL HUNTERS OTHER STATE RES	SUCCESSFUL HUNTERS NON-RES	SUCCESSFUL HUNTERS UNKN. RES	UNSUCCESSFUL HUNTERS TOTAL	UNSUCCESSFUL HUNTERS UNIT RES	UNSUCCESSFUL HUNTERS OTHER STATE RES	UNSUCCESSFUL HUNTERS NON-RES	UNSUCCESSFUL HUNTERS UNKN. RES	PERCENT SUCCESSFUL TOTAL	PERCENT SUCCESSFUL UNIT RES	PERCENT SUCCESSFUL OTHER STATE RES	PERCENT SUCCESSFUL NON-RES	PERCENT SUCCESSFUL UNKN. RES	EFFORT TOTAL HUNTER DAYS	EFFORT AVG. HUNTER EFFORT
Unit/Subunit 12																			
BEAVER	Trapping		26	16	10	0	0	n/a	n/a	n/a	n/a	n/a	n/a	n/a	n/a	0.00	0.00	n/a	n/a
BLACK BEAR	General Season		34	24	8	1	1	n/a	n/a	n/a	n/a	n/a	n/a	n/a	n/a	n/a	n/a	n/a	n/a
BROWN BEAR	General Season		14	2	1	11	0	n/a	n/a	n/a	n/a	n/a	n/a	n/a	n/a	n/a	0.00	n/a	n/a
CARIBOU	Federal	RC412	24	21	3	0	0	39	35	4	0	0	38.10	37.50	42.86	0.00	0.00	279	4.43
CARIBOU	Registration	RC460	251	69	182	0	0	611	194	417	0	0	29.12	26.24	30.38	0.00	0.00	1868	2.17
LYNX	Hunting/Trapping		89	78	11	0	0	n/a	n/a	n/a	n/a	n/a	n/a	n/a	n/a	0.00	0.00	n/a	n/a
MARTEN	Trapping		n/a	n/a	n/a	n/a	n/a	n/a	n/a	n/a	n/a	n/a	n/a	n/a	n/a	n/a	n/a	n/a	n/a
MOOSE	General Season		88	39	32	17	0	374	230	128	15	1	19.05	14.50	20.00	53.13	0.00	3579	7.75
OTTER	Trapping		6	5	1	0	0	n/a	n/a	n/a	n/a	n/a	n/a	n/a	n/a	0.00	0.00	n/a	n/a
SHEEP	General Season		167	8	93	62	4	209	14	177	18	0	44.41	36.36	34.44	77.50	100.00	1998	5.31
SHEEP	Drawing	DS102	28	1	24	3	0	29	0	29	0	0	49.12	100.00	45.28	100.00	0.00	308	5.40
WOLF	Hunting/Trapping		31	22	9	0	0	n/a	n/a	n/a	n/a	n/a	n/a	n/a	n/a	0.00	0.00	n/a	n/a
WOLVERINE	Hunting/Trapping		21	15	6	0	0	n/a	n/a	n/a	n/a	n/a	n/a	n/a	n/a	0.00	0.00	n/a	n/a
UNIT 12 TOTALS FOR SPECIES AND HUNT TYPE																			
BEAVER	Trapping		26	16	10	0	0	n/a	n/a	n/a	n/a	n/a							
BLACK BEAR	General Season		34	24	8	1	1	n/a	n/a	n/a	n/a	n/a							
BROWN BEAR	General Season		14	2	1	11	0	n/a	n/a	n/a	n/a	n/a							
CARIBOU	Federal		24	21	3	0	0	39	35	4	0	0							
CARIBOU	Registration		251	69	182	0	0	611	194	417	0	0							
LYNX	Hunting/Trapping		89	78	11	0	0	n/a	n/a	n/a	n/a	n/a							
MARTEN	Trapping		n/a	n/a	n/a	n/a	n/a	n/a	n/a	n/a	n/a	n/a							
MOOSE	General Season		88	39	32	17	0	374	230	128	15	1							
OTTER	Trapping		6	5	1	0	0	n/a	n/a	n/a	n/a	n/a							
SHEEP	Drawing		28	1	24	3	0	29	0	29	0	0							
SHEEP	General Season		167	8	93	62	4	209	14	177	18	0							
WOLF	Hunting/Trapping		31	22	9	0	0	n/a	n/a	n/a	n/a	n/a							
WOLVERINE	Hunting/Trapping		21	15	6	0	0	n/a	n/a	n/a	n/a	n/a							
UNIT 12 TOTALS																			
BEAVER	**TOTAL UNIT**		26	16	10	0	0	n/a	n/a	n/a	n/a	n/a							
BLACK BEAR	**TOTAL UNIT**		34	24	8	1	1	n/a	n/a	n/a	n/a	n/a							
BROWN BEAR	**TOTAL UNIT**		14	2	1	11	0	n/a	n/a	n/a	n/a	n/a							
CARIBOU	**TOTAL UNIT**		275	90	185	0	0	650	229	421	0	0							
LYNX	**TOTAL UNIT**		89	78	11	0	0	n/a	n/a	n/a	n/a	n/a							
MARTEN	**TOTAL UNIT**		n/a	n/a	n/a	n/a	n/a	n/a	n/a	n/a	n/a	n/a							
MOOSE	**TOTAL UNIT**		88	39	32	17	0	374	230	128	15	1							
OTTER	**TOTAL UNIT**		6	5	1	0	0	n/a	n/a	n/a	n/a	n/a							
SHEEP	**TOTAL UNIT**		195	9	117	65	4	238	14	206	18	0							
WOLF	**TOTAL UNIT**		31	22	9	0	0	n/a	n/a	n/a	n/a	n/a							
WOLVERINE	**TOTAL UNIT**		21	15	6	0	0	n/a	n/a	n/a	n/a	n/a							

1994-95 HUNTER INFORMATION BY UNIT/SUBUNIT: UNIT 13

SPECIES	TYPE	HUNT	SUCCESSFUL HUNTERS TOTAL	SUCCESSFUL HUNTERS UNIT RES	SUCCESSFUL HUNTERS OTHER STATE RES	SUCCESSFUL HUNTERS NON-RES	SUCCESSFUL HUNTERS UNKN. RES	UNSUCCESSFUL HUNTERS TOTAL	UNSUCCESSFUL HUNTERS UNIT RES	UNSUCCESSFUL HUNTERS OTHER STATE RES	UNSUCCESSFUL HUNTERS NON-RES	UNSUCCESSFUL HUNTERS UNKN RES	PERCENT SUCCESSFUL TOTAL	PERCENT SUCCESSFUL UNIT RES	PERCENT SUCCESSFUL OTHER STATE RES	PERCENT SUCCESSFUL NON-RES	PERCENT SUCCESSFUL UNKN. RES	EFFORT TOTAL HUNTER DAYS	EFFORT AVG. HUNTER EFFORT
Unit/Subunit 13A																			
BEAVER	Trapping		39	6	31	0	2	n/a	n/a	n/a	n/a	n/a	n/a	n/a	n/a	0.00	n/a	n/a	n/a
BLACK BEAR	General Season		12	4	4	3	1	n/a	n/a	n/a	n/a	n/a	n/a	n/a	n/a	n/a	n/a	n/a	n/a
BROWN BEAR	General Season		18	0	13	4	1	n/a	n/a	n/a	n/a	n/a	n/a	0.00	n/a	n/a	n/a	n/a	n/a
CARIBOU	Federal	RC513	10	10	0	0	0	17	15	2	0	0	37.04	40.00	0.00	0.00	0.00	409	15.15
CARIBOU	Tier II	TC566	754	34	720	0	0	919	96	823	0	0	45.07	26.15	46.66	0.00	0.00	14692	8.78
CARIBOU	**TOTAL SUBUNIT**		764	44	720	0	0	936	111	825	0	0							
LYNX	Hunting/Trapping		14	12	2	0	0	n/a	n/a	n/a	n/a	n/a	n/a	n/a	n/a	0.00	0.00	n/a	n/a
MARTEN	Trapping		n/a	n/a	n/a	n/a	n/a	n/a	n/a	n/a	n/a	n/a	n/a	n/a	n/a	n/a	n/a	n/a	n/a
MOOSE	General Season		263	10	231	22	0	1743	85	1593	47	18	13.11	10.53	12.66	31.88	0.00	17349	8.65
MOOSE	Drawing	DM306	10	0	10	0	0	8	1	7	0	0	55.56	0.00	58.82	0.00	0.00	103	5.72
MOOSE	Drawing	DM308	10	1	9	0	0	10	0	10	0	0	50.00	100.00	47.37	0.00	0.00	100	5.00
MOOSE	Drawing	DM310	19	0	19	0	0	3	0	3	0	0	86.36	0.00	86.36	0.00	0.00	65	2.95
MOOSE	Federal	RM313	4	4	0	0	0	17	17	0	0	0	19.05	19.05	0.00	0.00	0.00	166	7.90
MOOSE	**TOTAL SUBUNIT**		306	15	269	22	0	1781	103	1613	47	18							
OTTER	Trapping		19	11	8	0	0	n/a	n/a	n/a	n/a	n/a	n/a	n/a	n/a	0.00	0.00	n/a	n/a
SHEEP	General Season		55	2	35	18	0	286	13	267	6	0	16.13	13.33	11.59	75.00	0.00	2229	6.54
WOLF	Hunting/Trapping		29	8	20	0	1	n/a	n/a	n/a	n/a	n/a	n/a	n/a	n/a	0.00	n/a	n/a	n/a
WOLVERINE	Hunting/Trapping		6	0	6	0	0	n/a	n/a	n/a	n/a	n/a	n/a	0.00	n/a	0.00	0.00	n/a	n/a
Unit/Subunit 13B																			
BEAVER	Trapping		39	30	9	0	0	n/a	n/a	n/a	n/a	n/a	n/a	n/a	n/a	0.00	0.00	n/a	n/a
BLACK BEAR	General Season		4	1	3	0	0	n/a	n/a	n/a	n/a	n/a	n/a	n/a	n/a	0.00	0.00	n/a	n/a
BROWN BEAR	General Season		20	4	14	1	1	n/a	n/a	n/a	n/a	n/a	n/a	n/a	n/a	n/a	n/a	n/a	n/a
CARIBOU	Federal	RC513	156	154	2	0	0	518	512	6	0	0	23.15	23.12	25.00	0.00	0.00	7185	10.66
CARIBOU	Tier II	TC566	900	70	830	0	0	545	129	416	0	0	62.28	35.18	66.61	0.00	0.00	11003	7.61
CARIBOU	**TOTAL SUBUNIT**		1056	224	832	0	0	1063	641	422	0	0							
LYNX	Hunting/Trapping		15	14	1	0	0	n/a	n/a	n/a	n/a	n/a	n/a	n/a	n/a	0.00	0.00	n/a	n/a
MARTEN	Trapping		n/a	n/a	n/a	n/a	n/a	n/a	n/a	n/a	n/a	n/a	n/a	n/a	n/a	n/a	n/a	n/a	n/a
MOOSE	General Season		208	22	180	6	0	1089	161	886	31	11	16.04	12.02	16.89	16.22	0.00	10963	8.45
MOOSE	Federal	RM313	20	19	1	0	0	224	220	4	0	0	8.20	7.95	20.00	0.00	0.00	2049	8.40
MOOSE	**TOTAL SUBUNIT**		228	41	181	6	0	1313	381	890	31	11							
OTTER	Trapping		9	9	0	0	0	n/a	n/a	n/a	n/a	n/a	n/a	n/a	0.00	0.00	0.00	n/a	n/a
SHEEP	General Season		1	0	1	0	0	24	1	20	3	0	4.00	0.00	4.76	0.00	0.00	132	5.28
SHEEP	Drawing	DS203	n/a	n/a	n/a	n/a	n/a	n/a	n/a	n/a	n/a	n/a	n/a	n/a	n/a	n/a	n/a	n/a	n/a
SHEEP	Drawing	DS204	n/a	n/a	n/a	n/a	n/a	n/a	n/a	n/a	n/a	n/a	n/a	n/a	n/a	n/a	n/a	n/a	n/a
SHEEP	**TOTAL SUBUNIT**		1	0	1	0	0	24	1	20	3	0							
WOLF	Hunting/Trapping		39	20	18	0	1	n/a	n/a	n/a	n/a	n/a	n/a	n/a	n/a	0.00	n/a	n/a	n/a
WOLVERINE	Hunting/Trapping		1	0	1	0	0	n/a	n/a	n/a	n/a	n/a	n/a	0.00	n/a	0.00	0.00	n/a	n/a
Unit/Subunit 13C																			
BEAVER	Trapping		19	15	3	0	1	n/a	n/a	n/a	n/a	n/a	n/a	n/a	n/a	0.00	n/a	n/a	n/a
BLACK BEAR	General Season		5	2	3	0	0	n/a	n/a	n/a	n/a	n/a	n/a	n/a	n/a	0.00	0.00	n/a	n/a
BROWN BEAR	General Season		7	3	3	1	0	n/a	n/a	n/a	n/a	n/a	n/a	n/a	n/a	n/a	0.00	n/a	n/a
CARIBOU	Federal	RC513	3	3	0	0	0	4	4	0	0	0	42.86	42.86	0.00	0.00	0.00	97	13.86
CARIBOU	Tier II	TC566	47	21	26	0	0	61	22	39	0	0	43.52	48.84	40.00	0.00	0.00	1188	11.00
CARIBOU	**TOTAL SUBUNIT**		50	24	26	0	0	65	26	39	0	0							
LYNX	Hunting/Trapping		30	27	2	0	1	n/a	n/a	n/a	n/a	n/a	n/a	n/a	n/a	0.00	n/a	n/a	n/a

1994-95 HUNTER INFORMATION BY UNIT/SUBUNIT: UNIT 13

SPECIES	TYPE	HUNT	SUCCESSFUL HUNTERS TOTAL	SUCCESSFUL HUNTERS UNIT RES	SUCCESSFUL HUNTERS OTHER STATE RES	SUCCESSFUL HUNTERS NON-RES	SUCCESSFUL HUNTERS UNKN. RES	UNSUCCESSFUL HUNTERS TOTAL	UNSUCCESSFUL HUNTERS UNIT RES	UNSUCCESSFUL HUNTERS OTHER STATE RES	UNSUCCESSFUL HUNTERS NON-RES	UNSUCCESSFUL HUNTERS UNKN. RES	PERCENT SUCCESSFUL TOTAL	PERCENT SUCCESSFUL UNIT RES	PERCENT SUCCESSFUL OTHER STATE RES	PERCENT SUCCESSFUL NON-RES	PERCENT SUCCESSFUL UNKN. RES	EFFORT TOTAL HUNTER DAYS	EFFORT AVG. HUNTER EFFORT
Unit/Subunit 13C																			
MARTEN	Trapping		n/a	n/a	n/a	n/a	n/a	n/a	n/a	n/a	n/a	n/a	n/a	n/a	n/a	n/a	n/a	n/a	n/a
MOOSE	General Season		130	25	94	9	2	280	62	202	15	1	31.71	28.74	31.76	37.50	66.67	3913	9.54
MOOSE	Federal	RM313	1	1	0	0	0	3	3	0	0	0	25.00	25.00	0.00	0.00	0.00	38	9.50
MOOSE	**TOTAL SUBUNIT**		131	26	94	9	2	283	65	202	15	1							
OTTER	Trapping		4	3	0	0	1	n/a	n/a	n/a	n/a	n/a	n/a	n/a	0.00	0.00	n/a	n/a	n/a
SHEEP	General Season		3	1	2	0	0	22	4	18	0	0	12.00	20.00	10.00	0.00	0.00	190	7.60
SHEEP	Drawing	DS102	0	0	0	0	0	2	1	1	0	0	0.00	0.00	0.00	0.00	0.00	9	4.50
SHEEP	**TOTAL SUBUNIT**		3	1	2	0	0	24	5	19	0	0							
WOLF	Hunting/Trapping		24	21	3	0	0	n/a	n/a	n/a	n/a	n/a	n/a	n/a	n/a	0.00	0.00	n/a	n/a
WOLVERINE	Hunting/Trapping		1	0	1	0	0	n/a	n/a	n/a	n/a	n/a	n/a	0.00	n/a	0.00	0.00	n/a	n/a
Unit/Subunit 13D																			
BEAVER	Trapping		15	7	8	0	0	n/a	n/a	n/a	n/a	n/a	n/a	n/a	n/a	0.00	0.00	n/a	n/a
BLACK BEAR	General Season		36	18	12	5	1	n/a	n/a	n/a	n/a	n/a	n/a	n/a	n/a	n/a	n/a	n/a	n/a
BROWN BEAR	General Season		14	2	6	6	0	n/a	n/a	n/a	n/a	n/a	n/a	n/a	n/a	n/a	0.00	n/a	n/a
CARIBOU	Federal	RC513	0	0	0	0	0	7	7	0	0	0	0.00	0.00	0.00	0.00	0.00	75	10.71
CARIBOU	Tier II	TC566	11	1	10	0	0	18	2	16	0	0	37.93	33.33	38.46	0.00	0.00	325	11.21
CARIBOU	**TOTAL SUBUNIT**		11	1	10	0	0	25	9	16	0	0							
LYNX	Hunting/Trapping		19	16	2	0	1	n/a	n/a	n/a	n/a	n/a	n/a	n/a	n/a	0.00	n/a	n/a	n/a
MARTEN	Trapping		n/a	n/a	n/a	n/a	n/a	n/a	n/a	n/a	n/a	n/a	n/a	n/a	n/a	n/a	n/a	n/a	n/a
MOOSE	General Season		67	12	32	23	0	281	81	178	21	1	19.25	12.90	15.24	52.27	0.00	2635	7.57
MOOSE	Federal	RM313	3	3	0	0	0	16	16	0	0	0	15.79	15.79	0.00	0.00	0.00	135	7.11
MOOSE	**TOTAL SUBUNIT**		70	15	32	23	0	297	97	178	21	1							
MT. GOAT	Drawing	DG718	0	0	0	0	0	7	1	5	0	1	0.00	0.00	0.00	0.00	0.00	55	7.86
MT. GOAT	Drawing	DG719	2	0	1	1	0	10	0	10	0	0	16.67	0.00	9.09	100.00	0.00	45	3.75
MT. GOAT	**TOTAL SUBUNIT**		2	0	1	1	0	17	1	15	0	1							
OTTER	Trapping		14	7	7	0	0	n/a	n/a	n/a	n/a	n/a	n/a	n/a	n/a	0.00	0.00	n/a	n/a
SHEEP	General Season		89	4	38	41	6	160	18	119	22	1	35.74	18.18	24.20	65.08	85.71	1500	6.02
WOLF	Hunting/Trapping		21	10	11	0	0	n/a	n/a	n/a	n/a	n/a	n/a	n/a	n/a	0.00	0.00	n/a	n/a
WOLVERINE	Hunting/Trapping		14	5	8	0	1	n/a	n/a	n/a	n/a	n/a	n/a	n/a	n/a	0.00	n/a	n/a	n/a
Unit/Subunit 13E																			
BEAVER	Trapping		162	42	117	0	3	n/a	n/a	n/a	n/a	n/a	n/a	n/a	n/a	0.00	n/a	n/a	n/a
BLACK BEAR	General Season		43	0	33	7	3	n/a	n/a	n/a	n/a	n/a	n/a	0.00	n/a	n/a	n/a	n/a	n/a
BROWN BEAR	General Season		38	2	16	19	1	n/a	n/a	n/a	n/a	n/a	n/a	n/a	n/a	n/a	n/a	n/a	n/a
CARIBOU	Federal	RC513	9	8	1	0	0	9	9	0	0	0	50.00	47.06	100.00	0.00	0.00	148	8.22
CARIBOU	Tier II	TC566	1071	32	1039	0	0	460	30	430	0	0	69.95	51.61	70.73	0.00	0.00	9896	6.46
CARIBOU	**TOTAL SUBUNIT**		1080	40	1040	0	0	469	39	430	0	0							
LYNX	Hunting/Trapping		0	0	0	0	0	n/a	n/a	n/a	n/a	n/a	0.00	0.00	0.00	0.00	0.00	n/a	n/a
MARTEN	Trapping		41	0	30	0	11	n/a	n/a	n/a	n/a	n/a	n/a	0.00	n/a	0.00	n/a	n/a	n/a
MOOSE	General Season		209	13	165	26	5	1053	33	969	40	11	16.56	28.26	14.55	39.39	31.25	10667	8.45
MOOSE	Federal	RM313	2	2	0	0	0	12	11	1	0	0	14.29	15.38	0.00	0.00	0.00	151	10.79
MOOSE	**TOTAL SUBUNIT**		211	15	165	26	5	1065	44	970	40	11							
OTTER	Trapping		15	2	13	0	0	n/a	n/a	n/a	n/a	n/a	n/a	n/a	n/a	0.00	0.00	n/a	n/a
SHEEP	General Season		23	2	10	11	0	110	8	90	8	4	17.29	20.00	10.00	57.89	0.00	1018	7.65
WOLF	Hunting/Trapping		45	4	33	0	8	n/a	n/a	n/a	n/a	n/a	n/a	n/a	n/a	0.00	n/a	n/a	n/a
WOLVERINE	Hunting/Trapping		13	1	9	0	3	n/a	n/a	n/a	n/a	n/a	n/a	n/a	n/a	0.00	n/a	n/a	n/a

1994-95 HUNTER INFORMATION BY UNIT/SUBUNIT: UNIT 13

			SUCCESSFUL HUNTERS					UNSUCCESSFUL HUNTERS					PERCENT SUCCESSFUL					EFFORT	
SPECIES	TYPE	HUNT	TOTAL	UNIT RES	OTHER STATE RES	NON-RES	UNKN. RES	TOTAL	UNIT RES	OTHER STATE RES	NON-RES	UNKN. RES	TOTAL	UNIT RES	OTHER STATE RES	NON-RES	UNKN. RES	TOTAL HUNTER DAYS	AVG. HUNTER EFFORT
Unit/Subunit 13Z																			
CARIBOU	Federal	RC513	17	15	2	0	0	208	203	5	0	0	7.56	6.88	28.57	0.00	0.00	3214	14.28
CARIBOU	Tier II	TC566	320	27	293	0	0	581	108	473	0	0	35.52	20.00	38.25	0.00	0.00	8237	9.14
CARIBOU	**TOTAL SUBUNIT**		337	42	295	0	0	789	311	478	0	0							
MOOSE	General Season		9	1	7	1	0	319	58	254	6	1	2.74	1.69	2.68	14.29	0.00	3300	10.06
MOOSE	Federal	RM313	0	0	0	0	0	62	61	1	0	0	0.00	0.00	0.00	0.00	0.00	713	11.50
MOOSE	**TOTAL SUBUNIT**		9	1	7	1	0	381	119	255	6	1							
SHEEP	General Season		1	0	0	1	0	16	0	14	2	0	5.88	0.00	0.00	33.33	0.00	126	7.41

1994-95 HUNTER INFORMATION BY UNIT/SUBUNIT: UNIT 13

SPECIES	TYPE	HUNT	SUCCESSFUL HUNTERS TOTAL	UNIT RES	OTHER STATE RES	NON-RES	UNKN. RES	UNSUCCESSFUL HUNTERS TOTAL	UNIT RES	OTHER STATE RES	NON-RES	UNKN. RES
UNIT 13 TOTALS FOR SPECIES AND HUNT TYPE												
BEAVER	Trapping		274	100	168	0	6	n/a	n/a	n/a	n/a	n/a
BLACK BEAR	General Season		100	25	55	15	5	n/a	n/a	n/a	n/a	n/a
BROWN BEAR	General Season		97	11	52	31	3	n/a	n/a	n/a	n/a	n/a
CARIBOU	Federal		195	190	5	0	0	763	750	13	0	0
CARIBOU	Tier II		3103	185	2918	0	0	2584	387	2197	0	0
LYNX	Hunting/Trapping		78	69	7	0	2	n/a	n/a	n/a	n/a	n/a
MARTEN	Trapping		41	0	30	0	11	n/a	n/a	n/a	n/a	n/a
MOOSE	Drawing		39	1	38	0	0	21	1	20	0	0
MOOSE	Federal		30	29	1	0	0	334	328	6	0	0
MOOSE	General Season		886	83	709	87	7	4765	480	4082	160	43
MT. GOAT	Drawing		2	0	1	1	0	17	1	15	0	1
OTTER	Trapping		61	32	28	0	1	n/a	n/a	n/a	n/a	n/a
SHEEP	Drawing		0	0	0	0	0	2	1	1	0	0
SHEEP	General Season		172	9	86	71	6	618	44	528	41	5
WOLF	Hunting/Trapping		158	63	85	0	10	n/a	n/a	n/a	n/a	n/a
WOLVERINE	Hunting/Trapping		35	6	25	0	4	n/a	n/a	n/a	n/a	n/a
UNIT 13 TOTALS												
BEAVER	**TOTAL UNIT**		274	100	168	0	6	n/a	n/a	n/a	n/a	n/a
BLACK BEAR	**TOTAL UNIT**		100	25	55	15	5	n/a	n/a	n/a	n/a	n/a
BROWN BEAR	**TOTAL UNIT**		97	11	52	31	3	n/a	n/a	n/a	n/a	n/a
CARIBOU	**TOTAL UNIT**		3298	375	2923	0	0	3347	1137	2210	0	0
LYNX	**TOTAL UNIT**		78	69	7	0	2	n/a	n/a	n/a	n/a	n/a
MARTEN	**TOTAL UNIT**		41	0	30	0	11	n/a	n/a	n/a	n/a	n/a
MOOSE	**TOTAL UNIT**		955	113	748	87	7	5120	809	4108	160	43
MT. GOAT	**TOTAL UNIT**		2	0	1	1	0	17	1	15	0	1
OTTER	**TOTAL UNIT**		61	32	28	0	1	n/a	n/a	n/a	n/a	n/a
SHEEP	**TOTAL UNIT**		172	9	86	71	6	620	45	529	41	5
WOLF	**TOTAL UNIT**		158	63	85	0	10	n/a	n/a	n/a	n/a	n/a
WOLVERINE	**TOTAL UNIT**		35	6	25	0	4	n/a	n/a	n/a	n/a	n/a

1994-95 HUNTER INFORMATION BY UNIT/SUBUNIT: UNIT 14

			SUCCESSFUL HUNTERS					UNSUCCESSFUL HUNTERS					PERCENT SUCCESSFUL					EFFORT	
SPECIES	TYPE	HUNT	TOTAL	UNIT RES	OTHER STATE RES	NON-RES	UNKN. RES	TOTAL	UNIT RES	OTHER STATE RES	NON-RES	UNKN. RES	TOTAL	UNIT RES	OTHER STATE RES	NON-RES	UNKN. RES	TOTAL HUNTER DAYS	AVG. HUNTER EFFORT
Unit/Subunit 14A																			
BEAVER	Trapping		85	80	0	0	5	n/a	n/a	n/a	n/a	n/a	n/a	n/a	0.00	0.00	n/a	n/a	n/a
BLACK BEAR	General Season		45	42	1	0	2	n/a	n/a	n/a	n/a	n/a	n/a	n/a	n/a	0.00	n/a	n/a	n/a
BROWN BEAR	General Season		4	4	0	0	0	n/a	n/a	n/a	n/a	n/a	n/a	n/a	0.00	0.00	0.00	n/a	n/a
COYOTE	Hunting/Trapping		n/a	n/a	n/a	n/a	n/a	n/a	n/a	n/a	n/a	n/a	n/a	n/a	n/a	n/a	n/a	n/a	n/a
FOX	Hunting/Trapping		n/a	n/a	n/a	n/a	n/a	n/a	n/a	n/a	n/a	n/a	n/a	n/a	n/a	n/a	n/a	n/a	n/a
MARTEN	Trapping		10	9	0	0	1	n/a	n/a	n/a	n/a	n/a	n/a	n/a	0.00	0.00	n/a	n/a	n/a
MINK	Trapping		n/a	n/a	n/a	n/a	n/a	n/a	n/a	n/a	n/a	n/a	n/a	n/a	n/a	n/a	n/a	n/a	n/a
MOOSE	General Season		282	274	6	1	1	2286	2208	46	14	18	10.98	11.04	11.54	6.67	5.26	20058	7.81
MOOSE	Drawing	DM418	76	70	5	0	1	13	13	0	0	0	85.39	84.34	100.00	0.00	100.00	294	3.30
MOOSE	Drawing	DM419	94	90	4	0	0	89	84	5	0	0	51.37	51.72	44.44	0.00	0.00	1113	6.08
MOOSE	Drawing	DM420	80	76	2	0	2	95	93	2	0	0	45.71	44.97	50.00	0.00	100.00	1306	7.46
MOOSE	**TOTAL SUBUNIT**		532	510	17	1	4	2483	2398	53	14	18							
MT. GOAT	Registration	RG866	6	4	0	2	0	16	14	2	0	0	27.27	22.22	0.00	100.00	0.00	60	2.73
OTTER	Trapping		26	25	0	0	1	n/a	n/a	n/a	n/a	n/a	n/a	n/a	0.00	0.00	n/a	n/a	n/a
SHEEP	General Season		39	30	1	8	0	124	115	5	4	0	23.93	20.69	16.67	66.67	0.00	750	4.60
WOLF	Hunting/Trapping		16	16	0	0	0	n/a	n/a	n/a	n/a	n/a	n/a	n/a	0.00	0.00	0.00	n/a	n/a
WOLVERINE	Hunting/Trapping		1	1	0	0	0	n/a	n/a	n/a	n/a	n/a	n/a	n/a	0.00	0.00	0.00	n/a	n/a
Unit/Subunit 14B																			
BEAVER	Trapping		55	55	0	0	0	n/a	n/a	n/a	n/a	n/a	n/a	n/a	0.00	0.00	0.00	n/a	n/a
BLACK BEAR	General Season		16	11	1	3	1	n/a	n/a	n/a	n/a	n/a	n/a	n/a	n/a	n/a	n/a	n/a	n/a
BROWN BEAR	General Season		1	1	0	0	0	n/a	n/a	n/a	n/a	n/a	n/a	n/a	0.00	0.00	0.00	n/a	n/a
CARIBOU	Drawing	DC590	6	5	1	0	0	22	21	1	0	0	21.43	19.23	50.00	0.00	0.00	117	4.18
COYOTE	Hunting/Trapping		n/a	n/a	n/a	n/a	n/a	n/a	n/a	n/a	n/a	n/a	n/a	n/a	n/a	n/a	n/a	n/a	n/a
FOX	Hunting/Trapping		n/a	n/a	n/a	n/a	n/a	n/a	n/a	n/a	n/a	n/a	n/a	n/a	n/a	n/a	n/a	n/a	n/a
MARTEN	Trapping		8	0	8	0	0	n/a	n/a	n/a	n/a	n/a	n/a	0.00	n/a	0.00	0.00	n/a	n/a
MINK	Trapping		n/a	n/a	n/a	n/a	n/a	n/a	n/a	n/a	n/a	n/a	n/a	n/a	n/a	n/a	n/a	n/a	n/a
MOOSE	General Season		36	35	0	1	0	305	290	8	3	4	10.56	10.77	0.00	25.00	0.00	2473	7.25
OTTER	Trapping		3	3	0	0	0	n/a	n/a	n/a	n/a	n/a	n/a	n/a	0.00	0.00	0.00	n/a	n/a
SHEEP	General Season		5	0	0	5	0	15	12	2	1	0	25.00	0.00	0.00	83.33	0.00	121	6.05
WOLF	Hunting/Trapping		4	4	0	0	0	n/a	n/a	n/a	n/a	n/a	n/a	n/a	0.00	0.00	0.00	n/a	n/a
WOLVERINE	Hunting/Trapping		3	3	0	0	0	n/a	n/a	n/a	n/a	n/a	n/a	n/a	0.00	0.00	0.00	n/a	n/a
Unit/Subunit 14C																			
BEAVER	Trapping		24	18	0	0	6	n/a	n/a	n/a	n/a	n/a	n/a	n/a	0.00	0.00	n/a	n/a	n/a
BLACK BEAR	General Season		18	18	0	0	0	n/a	n/a	n/a	n/a	n/a	n/a	n/a	0.00	0.00	0.00	n/a	n/a
BROWN BEAR	General Season		0	0	0	0	0	n/a	n/a	n/a	n/a	n/a	0.00	0.00	0.00	0.00	0.00	n/a	n/a
MARTEN	Trapping		10	10	0	0	0	n/a	n/a	n/a	n/a	n/a	n/a	n/a	0.00	0.00	0.00	n/a	n/a
MOOSE	General Season		74	71	2	1	0	284	266	9	6	3	20.67	21.07	18.18	14.29	0.00	1660	4.64
MOOSE	Drawing	DM210	7	6	1	0	0	10	9	1	0	0	41.18	40.00	50.00	0.00	0.00	69	4.06
MOOSE	Drawing	DM211	3	3	0	0	0	2	2	0	0	0	60.00	60.00	0.00	0.00	0.00	23	4.60
MOOSE	Drawing	DM422	9	6	2	1	0	6	5	0	1	0	60.00	54.55	100.00	50.00	0.00	115	7.67
MOOSE	Drawing	DM423	4	4	0	0	0	2	2	0	0	0	66.67	66.67	0.00	0.00	0.00	40	6.67
MOOSE	Drawing	DM424	11	11	0	0	0	12	11	1	0	0	47.83	50.00	0.00	0.00	0.00	222	9.65
MOOSE	Drawing	DM425	2	2	0	0	0	2	2	0	0	0	50.00	50.00	0.00	0.00	0.00	16	4.00
MOOSE	Drawing	DM427	25	25	0	0	0	12	11	1	0	0	67.57	69.44	0.00	0.00	0.00	191	5.16

1994-95 HUNTER INFORMATION BY UNIT/SUBUNIT: UNIT 14

SPECIES	TYPE	HUNT	SUCCESSFUL HUNTERS TOTAL	SUCCESSFUL HUNTERS UNIT RES	SUCCESSFUL HUNTERS OTHER STATE RES	SUCCESSFUL HUNTERS NON-RES	SUCCESSFUL HUNTERS UNKN. RES	UNSUCCESSFUL HUNTERS TOTAL	UNSUCCESSFUL HUNTERS UNIT RES	UNSUCCESSFUL HUNTERS OTHER STATE RES	UNSUCCESSFUL HUNTERS NON-RES	UNSUCCESSFUL HUNTERS UNKN. RES	PERCENT SUCCESSFUL TOTAL	PERCENT SUCCESSFUL UNIT RES	PERCENT SUCCESSFUL OTHER STATE RES	PERCENT SUCCESSFUL NON-RES	PERCENT SUCCESSFUL UNKN. RES	EFFORT TOTAL HUNTER DAYS	EFFORT AVG. HUNTER EFFORT
Unit/Subunit 14C																			
MOOSE	Drawing	DM428	8	8	0	0	0	0	0	0	0	0	100.00	100.00	0.00	0.00	0.00	53	6.63
MOOSE	Drawing	DM429	4	3	0	0	1	1	1	0	0	0	80.00	75.00	0.00	0.00	100.00	35	7.00
MOOSE	Drawing	DM441	0	0	0	0	0	4	4	0	0	0	0.00	0.00	0.00	0.00	0.00	13	3.25
MOOSE	Drawing	DM442	0	0	0	0	0	6	5	1	0	0	0.00	0.00	0.00	0.00	0.00	21	3.50
MOOSE	Drawing	DM443	1	1	0	0	0	7	7	0	0	0	12.50	12.50	0.00	0.00	0.00	35	4.38
MOOSE	Registration	RM445	2	1	1	0	0	151	147	2	0	2	1.31	0.68	33.33	0.00	0.00	555	3.63
MOOSE	Drawing	DM448	3	3	0	0	0	5	4	1	0	0	37.50	42.86	0.00	0.00	0.00	39	4.88
MOOSE	Drawing	DM449	1	1	0	0	0	3	1	2	0	0	25.00	50.00	0.00	0.00	0.00	25	6.25
MOOSE	**TOTAL SUBUNIT**		154	145	6	2	1	507	477	18	7	5							
MT. GOAT	Registration	RG868	10	10	0	0	0	37	37	0	0	0	21.28	21.28	0.00	0.00	0.00	135	2.87
MT. GOAT	Registration	RG869	16	12	3	1	0	51	45	4	2	0	23.88	21.05	42.86	33.33	0.00	215	3.21
MT. GOAT	Registration	RG878	0	0	0	0	0	0	0	0	0	0	0.00	0.00	0.00	0.00	0.00	0	0.00
MT. GOAT	Registration	RG879	0	0	0	0	0	0	0	0	0	0	0.00	0.00	0.00	0.00	0.00	0	0.00
MT. GOAT	**TOTAL SUBUNIT**		26	22	3	1	0	88	82	4	2	0							
OTTER	Trapping		1	1	0	0	0	n/a	n/a	n/a	n/a	n/a	n/a	n/a	0.00	0.00	0.00	n/a	n/a
SHEEP	Drawing	DS124	4	2	2	0	0	3	2	1	0	0	57.14	50.00	66.67	0.00	0.00	42	6.00
SHEEP	Drawing	DS125	3	1	0	2	0	2	2	0	0	0	60.00	33.33	0.00	100.00	0.00	17	3.40
SHEEP	Drawing	DS126	2	1	0	1	0	2	1	1	0	0	50.00	50.00	0.00	100.00	0.00	14	3.50
SHEEP	Drawing	DS127	5	4	1	0	0	1	1	0	0	0	83.33	80.00	100.00	0.00	0.00	16	2.67
SHEEP	Drawing	DS128	3	3	0	0	0	2	2	0	0	0	60.00	60.00	0.00	0.00	0.00	14	2.80
SHEEP	Drawing	DS129	1	1	0	0	0	2	2	0	0	0	33.33	33.33	0.00	0.00	0.00	18	6.00
SHEEP	Drawing	DS130	4	4	0	0	0	7	7	0	0	0	36.36	36.36	0.00	0.00	0.00	35	3.18
SHEEP	Drawing	DS131	5	4	0	1	0	6	6	0	0	0	45.45	40.00	0.00	100.00	0.00	31	2.82
SHEEP	Drawing	DS132	7	5	1	1	0	4	3	1	0	0	63.64	62.50	50.00	100.00	0.00	41	3.73
SHEEP	Drawing	DS133	3	1	1	1	0	6	5	1	0	0	33.33	16.67	50.00	100.00	0.00	28	3.11
SHEEP	Drawing	DS134	2	2	0	0	0	5	5	0	0	0	28.57	28.57	0.00	0.00	0.00	19	2.71
SHEEP	Drawing	DS135	4	3	0	1	0	5	4	1	0	0	44.44	42.86	0.00	100.00	0.00	43	4.78
SHEEP	Drawing	DS136	6	5	0	1	0	7	5	1	1	0	46.15	50.00	0.00	50.00	0.00	40	3.08
SHEEP	Drawing	DS137	4	2	1	0	1	8	8	0	0	0	33.33	20.00	100.00	0.00	100.00	58	4.83
SHEEP	Drawing	DS138	7	4	1	2	0	6	6	0	0	0	53.85	40.00	100.00	100.00	0.00	58	4.46
SHEEP	Drawing	DS139	3	3	0	0	0	20	20	0	0	0	13.04	13.04	0.00	0.00	0.00	90	3.91
SHEEP	Drawing	DS140	4	4	0	0	0	53	46	7	0	0	7.02	8.00	0.00	0.00	0.00	180	3.16
SHEEP	Drawing	DS141	1	1	0	0	0	17	16	0	0	1	5.56	5.88	0.00	0.00	0.00	99	5.50
SHEEP	**TOTAL SUBUNIT**		68	50	7	10	1	156	141	13	1	1							
WOLF	Hunting/Trapping		2	2	0	0	0	n/a	n/a	n/a	n/a	n/a	n/a	n/a	0.00	0.00	0.00	n/a	n/a
WOLVERINE	Hunting/Trapping		1	1	0	0	0	n/a	n/a	n/a	n/a	n/a	n/a	n/a	0.00	0.00	0.00	n/a	n/a
Unit/Subunit 14Z																			
MOOSE	General Season		1	1	0	0	0	70	66	2	2	0	1.41	1.49	0.00	0.00	0.00	523	7.37
SHEEP	General Season		0	0	0	0	0	1	1	0	0	0	0.00	0.00	0.00	0.00	0.00	4	4.00

1994-95 HUNTER INFORMATION BY UNIT/SUBUNIT: UNIT 14

SPECIES	TYPE	HUNT	SUCCESSFUL HUNTERS TOTAL	UNIT RES	OTHER STATE RES	NON-RES	UNKN. RES	UNSUCCESSFUL HUNTERS TOTAL	UNIT RES	OTHER STATE RES	NON-RES	UNKN. RES
UNIT 14 TOTALS FOR SPECIES AND HUNT TYPE												
BEAVER	Trapping		164	153	0	0	11	n/a	n/a	n/a	n/a	n/a
BLACK BEAR	General Season		79	71	2	3	3	n/a	n/a	n/a	n/a	n/a
BROWN BEAR	General Season		5	5	0	0	0	n/a	n/a	n/a	n/a	n/a
CARIBOU	Drawing		6	5	1	0	0	22	21	1	0	0
COYOTE	Hunting/Trapping		n/a	n/a	n/a	n/a	n/a	n/a	n/a	n/a	n/a	n/a
FOX	Hunting/Trapping		n/a	n/a	n/a	n/a	n/a	n/a	n/a	n/a	n/a	n/a
MARTEN	Trapping		28	19	8	0	1	n/a	n/a	n/a	n/a	n/a
MINK	Trapping		n/a	n/a	n/a	n/a	n/a	n/a	n/a	n/a	n/a	n/a
MOOSE	Drawing		328	309	14	1	4	269	254	14	1	0
MOOSE	General Season		393	381	8	3	1	2945	2830	65	25	25
MOOSE	Registration		2	1	1	0	0	151	147	2	0	2
MT. GOAT	Registration		32	26	3	3	0	104	96	6	2	0
OTTER	Trapping		30	29	0	0	1	n/a	n/a	n/a	n/a	n/a
SHEEP	Drawing		68	50	7	10	1	156	141	13	1	1
SHEEP	General Season		44	30	1	13	0	140	128	7	5	0
WOLF	Hunting/Trapping		22	22	0	0	0	n/a	n/a	n/a	n/a	n/a
WOLVERINE	Hunting/Trapping		5	5	0	0	0	n/a	n/a	n/a	n/a	n/a
UNIT 14 TOTALS												
BEAVER	**TOTAL UNIT**		164	153	0	0	11	n/a	n/a	n/a	n/a	n/a
BLACK BEAR	**TOTAL UNIT**		79	71	2	3	3	n/a	n/a	n/a	n/a	n/a
BROWN BEAR	**TOTAL UNIT**		5	5	0	0	0	n/a	n/a	n/a	n/a	n/a
CARIBOU	**TOTAL UNIT**		6	5	1	0	0	22	21	1	0	0
COYOTE	**TOTAL UNIT**		n/a	n/a	n/a	n/a	n/a	n/a	n/a	n/a	n/a	n/a
FOX	**TOTAL UNIT**		n/a	n/a	n/a	n/a	n/a	n/a	n/a	n/a	n/a	n/a
MARTEN	**TOTAL UNIT**		28	19	8	0	1	n/a	n/a	n/a	n/a	n/a
MINK	**TOTAL UNIT**		n/a	n/a	n/a	n/a	n/a	n/a	n/a	n/a	n/a	n/a
MOOSE	**TOTAL UNIT**		723	691	23	4	5	3365	3231	81	26	27
MT. GOAT	**TOTAL UNIT**		32	26	3	3	0	104	96	6	2	0
OTTER	**TOTAL UNIT**		30	29	0	0	1	n/a	n/a	n/a	n/a	n/a
SHEEP	**TOTAL UNIT**		112	80	8	23	1	296	269	20	6	1
WOLF	**TOTAL UNIT**		22	22	0	0	0	n/a	n/a	n/a	n/a	n/a
WOLVERINE	**TOTAL UNIT**		5	5	0	0	0	n/a	n/a	n/a	n/a	n/a

1994-95 HUNTER INFORMATION BY UNIT/SUBUNIT: UNIT 15

SPECIES	TYPE	HUNT	SUCCESSFUL HUNTERS TOTAL	SUCCESSFUL HUNTERS UNIT RES	SUCCESSFUL HUNTERS OTHER STATE RES	SUCCESSFUL HUNTERS NON-RES	SUCCESSFUL HUNTERS UNKN. RES	UNSUCCESSFUL HUNTERS TOTAL	UNSUCCESSFUL HUNTERS UNIT RES	UNSUCCESSFUL HUNTERS OTHER STATE RES	UNSUCCESSFUL HUNTERS NON-RES	UNSUCCESSFUL HUNTERS UNKN. RES	PERCENT SUCCESSFUL TOTAL	PERCENT SUCCESSFUL UNIT RES	PERCENT SUCCESSFUL OTHER STATE RES	PERCENT SUCCESSFUL NON-RES	PERCENT SUCCESSFUL UNKN. RES	EFFORT TOTAL HUNTER DAYS	EFFORT AVG. HUNTER EFFORT
Unit/Subunit 15A																			
BEAVER	Trapping		18	16	0	0	2	n/a	n/a	n/a	n/a	n/a	n/a	n/a	0.00	0.00	n/a	n/a	n/a
BLACK BEAR	General Season		33	17	10	5	1	n/a	n/a	n/a	n/a	n/a	n/a	n/a	n/a	n/a	n/a	n/a	n/a
BROWN BEAR	General Season		2	1	1	0	0	n/a	n/a	n/a	n/a	n/a	n/a	n/a	n/a	0.00	0.00	n/a	n/a
LYNX	Hunting/Trapping		4	0	0	0	4	n/a	n/a	n/a	n/a	n/a	n/a	0.00	0.00	0.00	n/a	n/a	n/a
MARTEN	Trapping		n/a	n/a	n/a	n/a	n/a	n/a	n/a	n/a	n/a	n/a	n/a	n/a	n/a	n/a	n/a	n/a	n/a
MOOSE	General Season		238	196	31	5	6	1188	945	203	15	25	16.69	17.18	13.25	25.00	19.35	10458	7.33
MOOSE	Drawing	DM524	13	7	6	0	0	13	8	5	0	0	50.00	46.67	54.55	0.00	0.00	117	4.50
MOOSE	**TOTAL SUBUNIT**		251	203	37	5	6	1201	953	208	15	25							
OTTER	Trapping		2	2	0	0	0	n/a	n/a	n/a	n/a	n/a	n/a	n/a	0.00	0.00	0.00	n/a	n/a
SHEEP	General Season		5	3	2	0	0	25	20	5	0	0	16.67	13.04	28.57	0.00	0.00	81	2.70
SHEEP	Drawing	DS152	5	3	2	0	0	8	5	3	0	0	38.46	37.50	40.00	0.00	0.00	30	2.31
SHEEP	**TOTAL SUBUNIT**		10	6	4	0	0	33	25	8	0	0							
WOLF	Hunting/Trapping		7	6	1	0	0	n/a	n/a	n/a	n/a	n/a	n/a	n/a	n/a	0.00	0.00	n/a	n/a
Unit/Subunit 15B																			
BLACK BEAR	General Season		11	9	2	0	0	n/a	n/a	n/a	n/a	n/a	n/a	n/a	n/a	0.00	0.00	n/a	n/a
BROWN BEAR	General Season		4	1	3	0	0	n/a	n/a	n/a	n/a	n/a	n/a	n/a	n/a	0.00	0.00	n/a	n/a
CARIBOU	Drawing	DC608	11	5	5	1	0	4	1	3	0	0	73.33	83.33	62.50	100.00	0.00	57	3.80
MOOSE	General Season		56	46	4	1	5	267	222	31	2	12	17.34	17.16	11.43	33.33	29.41	2476	7.67
MOOSE	Drawing	DM530	1	0	1	0	0	4	1	3	0	0	20.00	0.00	25.00	0.00	0.00	19	3.80
MOOSE	Drawing	DM531	2	1	1	0	0	6	3	3	0	0	25.00	25.00	25.00	0.00	0.00	37	4.63
MOOSE	Drawing	DM532	1	0	1	0	0	1	1	0	0	0	50.00	0.00	100.00	0.00	0.00	10	5.00
MOOSE	Drawing	DM533	2	1	0	1	0	3	0	3	0	0	40.00	100.00	0.00	100.00	0.00	41	8.20
MOOSE	Drawing	DM534	2	2	0	0	0	5	3	1	1	0	28.57	40.00	0.00	0.00	0.00	62	8.86
MOOSE	Drawing	DM535	4	2	0	2	0	6	4	2	0	0	40.00	33.33	0.00	100.00	0.00	50	5.00
MOOSE	Drawing	DM536	3	2	1	0	0	4	3	1	0	0	42.86	40.00	50.00	0.00	0.00	54	7.71
MOOSE	Drawing	DM537	3	3	0	0	0	4	2	2	0	0	42.86	60.00	0.00	0.00	0.00	42	6.00
MOOSE	Drawing	DM538	0	0	0	0	0	7	5	2	0	0	0.00	0.00	0.00	0.00	0.00	54	7.71
MOOSE	Drawing	DM539	3	3	0	0	0	5	3	2	0	0	37.50	50.00	0.00	0.00	0.00	38	4.75
MOOSE	**TOTAL SUBUNIT**		77	60	8	4	5	312	247	50	3	12							
MT. GOAT	Drawing	DG354	2	0	2	0	0	7	3	4	0	0	22.22	0.00	33.33	0.00	0.00	50	5.56
MT. GOAT	Registration	RG354	1	0	1	0	0	14	6	8	0	0	6.67	0.00	11.11	0.00	0.00	36	2.40
MT. GOAT	**TOTAL HUNT**	G354	3	0	3	0	0	21	9	12	0	0							
MT. GOAT	Drawing	DG355	0	0	0	0	0	1	0	1	0	0	0.00	0.00	0.00	0.00	0.00	6	6.00
MT. GOAT	Drawing	DG356	2	0	2	0	0	4	1	3	0	0	33.33	0.00	40.00	0.00	0.00	18	3.00
MT. GOAT	**TOTAL SUBUNIT**		5	0	5	0	0	26	10	16	0	0							
OTTER	Trapping		3	3	0	0	0	n/a	n/a	n/a	n/a	n/a	n/a	n/a	0.00	0.00	0.00	n/a	n/a
SHEEP	General Season		20	12	7	0	1	63	41	17	2	3	24.10	22.64	29.17	0.00	25.00	430	5.18
WOLF	Hunting/Trapping		3	2	1	0	0	n/a	n/a	n/a	n/a	n/a	n/a	n/a	n/a	0.00	0.00	n/a	n/a
WOLVERINE	Hunting/Trapping		3	2	1	0	0	n/a	n/a	n/a	n/a	n/a	n/a	n/a	n/a	0.00	0.00	n/a	n/a

1994-95 HUNTER INFORMATION BY UNIT/SUBUNIT: UNIT 15

SPECIES	TYPE	HUNT	SUCCESSFUL HUNTERS TOTAL	UNIT RES	OTHER STATE RES	NON-RES	UNKN. RES	UNSUCCESSFUL HUNTERS TOTAL	UNIT RES	OTHER STATE RES	NON-RES	UNKN. RES	PERCENT SUCCESSFUL TOTAL	UNIT RES	OTHER STATE RES	NON-RES	UNKN. RES	EFFORT TOTAL HUNTER DAYS	EFFORT AVG. HUNTER EFFORT
Unit/Subunit 15C																			
BEAVER	Trapping		13	13	0	0	0	n/a	n/a	n/a	n/a	n/a	n/a	n/a	0.00	0.00	0.00	n/a	n/a
BLACK BEAR	General Season		122	73	25	19	5	n/a	n/a	n/a	n/a	n/a	n/a	n/a	n/a	n/a	n/a	n/a	n/a
BROWN BEAR	General Season		3	1	1	1	0	n/a	n/a	n/a	n/a	n/a	n/a	n/a	n/a	n/a	0.00	n/a	n/a
MARTEN	Trapping		n/a	n/a	n/a	n/a	n/a	n/a	n/a	n/a	n/a	n/a	n/a	n/a	n/a	n/a	n/a	n/a	n/a
MOOSE	General Season		307	253	30	9	15	1121	909	145	21	46	21.50	21.77	17.14	30.00	24.59	10722	7.51
MOOSE	Tier II	TM549	1	1	0	0	0	3	3	0	0	0	25.00	25.00	0.00	0.00	0.00	38	9.50
MOOSE	**TOTAL SUBUNIT**		308	254	30	9	15	1124	912	145	21	46							
MT. GOAT	Drawing	DG357	3	2	0	1	0	5	3	2	0	0	37.50	40.00	0.00	100.00	0.00	34	4.25
MT. GOAT	Drawing	DG358	5	1	4	0	0	8	2	6	0	0	38.46	33.33	40.00	0.00	0.00	73	5.62
MT. GOAT	Drawing	DG359	2	2	0	0	0	9	7	2	0	0	18.18	22.22	0.00	0.00	0.00	42	3.82
MT. GOAT	Registration	RG359	3	2	1	0	0	9	7	2	0	0	25.00	22.22	33.33	0.00	0.00	51	4.25
MT. GOAT	**TOTAL HUNT**	G359	5	4	1	0	0	18	14	4	0	0							
MT. GOAT	Drawing	DG360	5	1	4	0	0	11	8	3	0	0	31.25	11.11	57.14	0.00	0.00	65	4.06
MT. GOAT	Registration	RG360	6	2	4	0	0	6	6	0	0	0	50.00	25.00	100.00	0.00	0.00	25	2.08
MT. GOAT	**TOTAL HUNT**	G360	11	3	8	0	0	17	14	3	0	0							
MT. GOAT	Drawing	DG361	2	1	1	0	0	9	3	6	0	0	18.18	25.00	14.29	0.00	0.00	27	2.45
MT. GOAT	Registration	RG361	2	0	0	2	0	2	2	0	0	0	50.00	0.00	0.00	100.00	0.00	6	1.50
MT. GOAT	**TOTAL HUNT**	G361	4	1	1	2	0	11	5	6	0	0							
MT. GOAT	Drawing	DG362	4	3	1	0	0	5	3	2	0	0	44.44	50.00	33.33	0.00	0.00	35	3.89
MT. GOAT	Registration	RG363	5	2	3	0	0	6	3	3	0	0	45.45	40.00	50.00	0.00	0.00	38	3.45
MT. GOAT	Tier II	TG363	9	7	2	0	0	13	6	7	0	0	40.91	53.85	22.22	0.00	0.00	76	3.45
MT. GOAT	**TOTAL HUNT**	G363	14	9	5	0	0	19	9	10	0	0							
MT. GOAT	Registration	RG364	2	2	0	0	0	11	11	0	0	0	15.38	15.38	0.00	0.00	0.00	16	1.23
MT. GOAT	Tier II	TG364	3	3	0	0	0	11	8	3	0	0	21.43	27.27	0.00	0.00	0.00	58	4.14
MT. GOAT	**TOTAL HUNT**	G364	5	5	0	0	0	22	19	3	0	0							
MT. GOAT	Tier II	TG365	12	11	1	0	0	10	8	2	0	0	54.55	57.89	33.33	0.00	0.00	129	5.86
MT. GOAT	**TOTAL SUBUNIT**		63	39	21	3	0	115	77	38	0	0							
OTTER	Trapping		8	5	0	0	3	n/a	n/a	n/a	n/a	n/a	n/a	n/a	0.00	0.00	n/a	n/a	n/a
SHEEP	General Season		3	2	0	1	0	23	15	6	2	0	11.54	11.76	0.00	33.33	0.00	111	4.27
WOLF	Hunting/Trapping		3	3	0	0	0	n/a	n/a	n/a	n/a	n/a	n/a	n/a	0.00	0.00	0.00	n/a	n/a
WOLVERINE	Hunting/Trapping		9	8	1	0	0	n/a	n/a	n/a	n/a	n/a	n/a	n/a	n/a	0.00	0.00	n/a	n/a
Unit/Subunit 15Z																			
MOOSE	General Season		0	0	0	0	0	67	60	7	0	0	0.00	0.00	0.00	0.00	0.00	810	12.09

1994-95 HUNTER INFORMATION BY UNIT/SUBUNIT: UNIT 15

SPECIES	TYPE	HUNT	SUCCESSFUL HUNTERS TOTAL	SUCCESSFUL HUNTERS UNIT RES	SUCCESSFUL HUNTERS OTHER STATE RES	SUCCESSFUL HUNTERS NON-RES	SUCCESSFUL HUNTERS UNKN. RES	UNSUCCESSFUL HUNTERS TOTAL	UNSUCCESSFUL HUNTERS UNIT RES	UNSUCCESSFUL HUNTERS OTHER STATE RES	UNSUCCESSFUL HUNTERS NON-RES	UNSUCCESSFUL HUNTERS UNKN. RES
UNIT 15 TOTALS FOR SPECIES AND HUNT TYPE												
BEAVER	Trapping		31	29	0	0	2	n/a	n/a	n/a	n/a	n/a
BLACK BEAR	General Season		166	99	37	24	6	n/a	n/a	n/a	n/a	n/a
BROWN BEAR	General Season		9	3	5	1	0	n/a	n/a	n/a	n/a	n/a
CARIBOU	Drawing		11	5	5	1	0	4	1	3	0	0
LYNX	Hunting/Trapping		4	0	0	0	4	n/a	n/a	n/a	n/a	n/a
MARTEN	Trapping		n/a	n/a	n/a	n/a	n/a	n/a	n/a	n/a	n/a	n/a
MOOSE	Drawing		34	21	10	3	0	58	33	24	1	0
MOOSE	General Season		601	495	65	15	26	2643	2136	386	38	83
MOOSE	Tier II		1	1	0	0	0	3	3	0	0	0
MT. GOAT	Drawing		25	10	14	1	0	59	30	29	0	0
MT. GOAT	Registration		19	8	9	2	0	48	35	13	0	0
MT. GOAT	Tier II		24	21	3	0	0	34	22	12	0	0
OTTER	Trapping		13	10	0	0	3	n/a	n/a	n/a	n/a	n/a
SHEEP	Drawing		5	3	2	0	0	8	5	3	0	0
SHEEP	General Season		28	17	9	1	1	111	76	28	4	3
WOLF	Hunting/Trapping		13	11	2	0	0	n/a	n/a	n/a	n/a	n/a
WOLVERINE	Hunting/Trapping		12	10	2	0	0	n/a	n/a	n/a	n/a	n/a
UNIT 15 TOTALS												
BEAVER	**TOTAL UNIT**		31	29	0	0	2	n/a	n/a	n/a	n/a	n/a
BLACK BEAR	**TOTAL UNIT**		166	99	37	24	6	n/a	n/a	n/a	n/a	n/a
BROWN BEAR	**TOTAL UNIT**		9	3	5	1	0	n/a	n/a	n/a	n/a	n/a
CARIBOU	**TOTAL UNIT**		11	5	5	1	0	4	1	3	0	0
LYNX	**TOTAL UNIT**		4	0	0	0	4	n/a	n/a	n/a	n/a	n/a
MARTEN	**TOTAL UNIT**		n/a	n/a	n/a	n/a	n/a	n/a	n/a	n/a	n/a	n/a
MOOSE	**TOTAL UNIT**		636	517	75	18	26	2704	2172	410	39	83
MT. GOAT	**TOTAL UNIT**		68	39	26	3	0	141	87	54	0	0
OTTER	**TOTAL UNIT**		13	10	0	0	3	n/a	n/a	n/a	n/a	n/a
SHEEP	**TOTAL UNIT**		33	20	11	1	1	119	81	31	4	3
WOLF	**TOTAL UNIT**		13	11	2	0	0	n/a	n/a	n/a	n/a	n/a
WOLVERINE	**TOTAL UNIT**		12	10	2	0	0	n/a	n/a	n/a	n/a	n/a

1994-95 HUNTER INFORMATION BY UNIT/SUBUNIT: UNIT 16

SPECIES	TYPE	HUNT	SUCCESSFUL HUNTERS TOTAL	UNIT RES	OTHER STATE RES	NON-RES	UNKN. RES	UNSUCCESSFUL HUNTERS TOTAL	UNIT RES	OTHER STATE RES	NON-RES	UNKN. RES	PERCENT SUCCESSFUL TOTAL	UNIT RES	OTHER STATE RES	NON-RES	UNKN. RES	EFFORT TOTAL HUNTER DAYS	EFFORT AVG. HUNTER EFFORT
Unit/Subunit 16A																			
BEAVER	Trapping		21	5	16	0	0	n/a	n/a	n/a	n/a	n/a	n/a	n/a	n/a	0.00	0.00	n/a	n/a
BLACK BEAR	General Season		44	4	29	10	1	n/a	n/a	n/a	n/a	n/a	n/a	n/a	n/a	n/a	n/a	n/a	n/a
BROWN BEAR	General Season		7	2	4	1	0	n/a	n/a	n/a	n/a	n/a	n/a	n/a	n/a	n/a	0.00	n/a	n/a
CARIBOU	General Season		n/a	n/a	n/a	n/a	n/a	n/a	n/a	n/a	n/a	n/a	n/a	n/a	n/a	n/a	n/a	n/a	n/a
COYOTE	Hunting/Trapping		n/a	n/a	n/a	n/a	n/a	n/a	n/a	n/a	n/a	n/a	n/a	n/a	n/a	n/a	n/a	n/a	n/a
FOX	Hunting/Trapping		n/a	n/a	n/a	n/a	n/a	n/a	n/a	n/a	n/a	n/a	n/a	n/a	n/a	n/a	n/a	n/a	n/a
MARTEN	Trapping		21	5	7	0	9	n/a	n/a	n/a	n/a	n/a	n/a	n/a	n/a	0.00	n/a	n/a	n/a
MINK	Trapping		n/a	n/a	n/a	n/a	n/a	n/a	n/a	n/a	n/a	n/a	n/a	n/a	n/a	n/a	n/a	n/a	n/a
MOOSE	General Season		64	6	55	2	1	502	32	458	8	4	11.31	15.79	10.72	20.00	20.00	3999	7.07
MOOSE	Drawing	DM554	20	1	19	0	0	18	1	16	0	1	52.63	50.00	54.29	0.00	0.00	154	4.05
MOOSE	Drawing	DM556	29	2	27	0	0	20	2	18	0	0	59.18	50.00	60.00	0.00	0.00	181	3.69
MOOSE	**TOTAL SUBUNIT**		113	9	101	2	1	540	35	492	8	5							
OTTER	Trapping		1	0	1	0	0	n/a	n/a	n/a	n/a	n/a	n/a	0.00	n/a	0.00	0.00	n/a	n/a
SHEEP	General Season		0	0	0	0	0	1	0	1	0	0	0.00	0.00	0.00	0.00	0.00	19	19.00
WOLF	Hunting/Trapping		2	0	1	0	1	n/a	n/a	n/a	n/a	n/a	n/a	0.00	n/a	0.00	n/a	n/a	n/a
WOLVERINE	Hunting/Trapping		6	0	5	0	1	n/a	n/a	n/a	n/a	n/a	n/a	0.00	n/a	0.00	n/a	n/a	n/a
Unit/Subunit 16B																			
BEAVER	Trapping		45	3	42	0	0	n/a	n/a	n/a	n/a	n/a	n/a	n/a	n/a	0.00	0.00	n/a	n/a
BLACK BEAR	General Season		66	7	45	10	4	n/a	n/a	n/a	n/a	n/a	n/a	n/a	n/a	n/a	n/a	n/a	n/a
BROWN BEAR	General Season		43	0	14	28	1	n/a	n/a	n/a	n/a	n/a	n/a	0.00	n/a	n/a	n/a	n/a	n/a
CARIBOU	General Season		n/a	n/a	n/a	n/a	n/a	n/a	n/a	n/a	n/a	n/a	n/a	n/a	n/a	n/a	n/a	n/a	n/a
COYOTE	Hunting/Trapping		n/a	n/a	n/a	n/a	n/a	n/a	n/a	n/a	n/a	n/a	n/a	n/a	n/a	n/a	n/a	n/a	n/a
FOX	Hunting/Trapping		n/a	n/a	n/a	n/a	n/a	n/a	n/a	n/a	n/a	n/a	n/a	n/a	n/a	n/a	n/a	n/a	n/a
MARTEN	Trapping		76	38	28	0	10	n/a	n/a	n/a	n/a	n/a	n/a	n/a	n/a	0.00	n/a	n/a	n/a
MINK	Trapping		n/a	n/a	n/a	n/a	n/a	n/a	n/a	n/a	n/a	n/a	n/a	n/a	n/a	n/a	n/a	n/a	n/a
MOOSE	General Season		126	5	82	38	1	413	23	352	35	3	23.38	17.86	18.89	52.05	25.00	3790	7.03
MOOSE	Tier II	TM565	55	26	29	0	0	32	7	25	0	0	63.22	78.79	53.70	0.00	0.00	509	5.85
MOOSE	Tier II	TM567	39	12	27	0	0	7	2	5	0	0	84.78	85.71	84.38	0.00	0.00	203	4.41
MOOSE	Tier II	TM569	10	7	3	0	0	17	8	9	0	0	37.04	46.67	25.00	0.00	0.00	173	6.41
MOOSE	**TOTAL SUBUNIT**		230	50	141	38	1	469	40	391	35	3							
OTTER	Trapping		6	0	6	0	0	n/a	n/a	n/a	n/a	n/a	n/a	0.00	n/a	0.00	0.00	n/a	n/a
SHEEP	General Season		12	0	5	7	0	30	2	13	15	0	28.57	0.00	27.78	31.82	0.00	249	5.93
WOLF	Hunting/Trapping		27	8	12	1	6	n/a	n/a	n/a	n/a	n/a	n/a	n/a	n/a	n/a	n/a	n/a	n/a
WOLVERINE	Hunting/Trapping		22	2	20	0	0	n/a	n/a	n/a	n/a	n/a	n/a	n/a	n/a	0.00	0.00	n/a	n/a
Unit/Subunit 16Z																			
MOOSE	General Season		0	0	0	0	0	26	3	21	1	1	0.00	0.00	0.00	0.00	0.00	213	8.19

1994-95 HUNTER INFORMATION BY UNIT/SUBUNIT: UNIT 16

SPECIES	TYPE	HUNT	SUCCESSFUL HUNTERS TOTAL	UNIT RES	OTHER STATE RES	NON-RES	UNKN. RES	UNSUCCESSFUL HUNTERS TOTAL	UNIT RES	OTHER STATE RES	NON-RES	UNKN. RES
UNIT 16 TOTALS FOR SPECIES AND HUNT TYPE												
BEAVER	Trapping		66	8	58	0	0	n/a	n/a	n/a	n/a	n/a
BLACK BEAR	General Season		110	11	74	20	5	n/a	n/a	n/a	n/a	n/a
BROWN BEAR	General Season		50	2	18	29	1	n/a	n/a	n/a	n/a	n/a
CARIBOU	General Season		n/a	n/a	n/a	n/a	n/a	n/a	n/a	n/a	n/a	n/a
COYOTE	Hunting/Trapping		n/a	n/a	n/a	n/a	n/a	n/a	n/a	n/a	n/a	n/a
FOX	Hunting/Trapping		n/a	n/a	n/a	n/a	n/a	n/a	n/a	n/a	n/a	n/a
MARTEN	Trapping		97	43	35	0	19	n/a	n/a	n/a	n/a	n/a
MINK	Trapping		n/a	n/a	n/a	n/a	n/a	n/a	n/a	n/a	n/a	n/a
MOOSE	Drawing		49	3	46	0	0	38	3	34	0	1
MOOSE	General Season		190	11	137	40	2	941	58	831	44	8
MOOSE	Tier II		104	45	59	0	0	56	17	39	0	0
OTTER	Trapping		7	0	7	0	0	n/a	n/a	n/a	n/a	n/a
SHEEP	General Season		12	0	5	7	0	31	2	14	15	0
WOLF	Hunting/Trapping		29	8	13	1	7	n/a	n/a	n/a	n/a	n/a
WOLVERINE	Hunting/Trapping		28	2	25	0	1	n/a	n/a	n/a	n/a	n/a
UNIT 16 TOTALS												
BEAVER	**TOTAL UNIT**		66	8	58	0	0	n/a	n/a	n/a	n/a	n/a
BLACK BEAR	**TOTAL UNIT**		110	11	74	20	5	n/a	n/a	n/a	n/a	n/a
BROWN BEAR	**TOTAL UNIT**		50	2	18	29	1	n/a	n/a	n/a	n/a	n/a
CARIBOU	**TOTAL UNIT**		n/a	n/a	n/a	n/a	n/a	n/a	n/a	n/a	n/a	n/a
COYOTE	**TOTAL UNIT**		n/a	n/a	n/a	n/a	n/a	n/a	n/a	n/a	n/a	n/a
FOX	**TOTAL UNIT**		n/a	n/a	n/a	n/a	n/a	n/a	n/a	n/a	n/a	n/a
MARTEN	**TOTAL UNIT**		97	43	35	0	19	n/a	n/a	n/a	n/a	n/a
MINK	**TOTAL UNIT**		n/a	n/a	n/a	n/a	n/a	n/a	n/a	n/a	n/a	n/a
MOOSE	**TOTAL UNIT**		343	59	242	40	2	1035	78	904	44	9
OTTER	**TOTAL UNIT**		7	0	7	0	0	n/a	n/a	n/a	n/a	n/a
SHEEP	**TOTAL UNIT**		12	0	5	7	0	31	2	14	15	0
WOLF	**TOTAL UNIT**		29	8	13	1	7	n/a	n/a	n/a	n/a	n/a
WOLVERINE	**TOTAL UNIT**		28	2	25	0	1	n/a	n/a	n/a	n/a	n/a

1994-95 HUNTER INFORMATION BY UNIT/SUBUNIT: UNIT 17

SPECIES	TYPE	HUNT	SUCCESSFUL HUNTERS TOTAL	SUCCESSFUL HUNTERS UNIT RES	SUCCESSFUL HUNTERS OTHER STATE RES	SUCCESSFUL HUNTERS NON-RES	SUCCESSFUL HUNTERS UNKN. RES	UNSUCCESSFUL HUNTERS TOTAL	UNSUCCESSFUL HUNTERS UNIT RES	UNSUCCESSFUL HUNTERS OTHER STATE RES	UNSUCCESSFUL HUNTERS NON-RES	UNSUCCESSFUL HUNTERS UNKN. RES	PERCENT SUCCESSFUL TOTAL	PERCENT SUCCESSFUL UNIT RES	PERCENT SUCCESSFUL OTHER STATE RES	PERCENT SUCCESSFUL NON-RES	PERCENT SUCCESSFUL UNKN. RES	EFFORT TOTAL HUNTER DAYS	EFFORT AVG. HUNTER EFFORT
Unit/Subunit 17A																			
BEAVER	Trapping		17	17	0	0	0	n/a	n/a	n/a	n/a	n/a	n/a	n/a	0.00	0.00	0.00	n/a	n/a
BLACK BEAR	General Season		0	0	0	0	0	n/a	n/a	n/a	n/a	n/a	0.00	0.00	0.00	0.00	0.00	n/a	n/a
BROWN BEAR	General Season		3	1	0	2	0	n/a	n/a	n/a	n/a	n/a	n/a	n/a	0.00	n/a	0.00	n/a	n/a
BROWN BEAR	Registration	WBB	0	0	0	0	0	0	0	0	0	0	0.00	0.00	0.00	0.00	0.00	0	0.00
BROWN BEAR	**TOTAL SUBUNIT**		3	1	0	2	0	0	0	0	0	0							
CARIBOU	General Season		n/a	n/a	n/a	n/a	n/a	n/a	n/a	n/a	n/a	n/a	n/a	n/a	n/a	n/a	n/a	n/a	n/a
CARIBOU	Federal	RC717	7	3	4	0	0	1	1	0	0	0	87.50	75.00	100.00	0.00	0.00	8	1.00
CARIBOU	**TOTAL SUBUNIT**		7	3	4	0	0	1	1	0	0	0							
LYNX	Hunting/Trapping		0	0	0	0	0	n/a	n/a	n/a	n/a	n/a	0.00	0.00	0.00	0.00	0.00	n/a	n/a
MARTEN	Trapping		n/a	n/a	n/a	n/a	n/a	n/a	n/a	n/a	n/a	n/a	n/a	n/a	n/a	n/a	n/a	n/a	n/a
OTTER	Trapping		7	7	0	0	0	n/a	n/a	n/a	n/a	n/a	n/a	n/a	0.00	0.00	0.00	n/a	n/a
WOLF	Hunting/Trapping		0	0	0	0	0	n/a	n/a	n/a	n/a	n/a	0.00	0.00	0.00	0.00	0.00	n/a	n/a
WOLVERINE	Hunting/Trapping		4	4	0	0	0	n/a	n/a	n/a	n/a	n/a	n/a	n/a	0.00	0.00	0.00	n/a	n/a
Unit/Subunit 17B																			
BEAVER	Trapping		21	19	2	0	0	n/a	n/a	n/a	n/a	n/a	n/a	n/a	n/a	0.00	0.00	n/a	n/a
BLACK BEAR	General Season		13	0	1	11	1	n/a	n/a	n/a	n/a	n/a	n/a	0.00	n/a	n/a	n/a	n/a	n/a
BROWN BEAR	General Season		30	2	1	27	0	n/a	n/a	n/a	n/a	n/a	n/a	n/a	n/a	n/a	0.00	n/a	n/a
BROWN BEAR	Registration	WBB	0	0	0	0	0	0	0	0	0	0	0.00	0.00	0.00	0.00	0.00	0	0.00
BROWN BEAR	**TOTAL SUBUNIT**		30	2	1	27	0	0	0	0	0	0							
CARIBOU	General Season		n/a	n/a	n/a	n/a	n/a	n/a	n/a	n/a	n/a	n/a	n/a	n/a	n/a	n/a	n/a	n/a	n/a
LYNX	Hunting/Trapping		5	4	1	0	0	n/a	n/a	n/a	n/a	n/a	n/a	n/a	n/a	0.00	0.00	n/a	n/a
MARTEN	Trapping		n/a	n/a	n/a	n/a	n/a	n/a	n/a	n/a	n/a	n/a	n/a	n/a	n/a	n/a	n/a	n/a	n/a
MOOSE	General Season		133	6	31	89	7	285	6	101	171	7	31.82	50.00	23.48	34.23	50.00	3022	7.23
MOOSE	Registration	RM583	35	22	13	0	0	37	14	23	0	0	48.61	61.11	36.11	0.00	0.00	320	4.44
MOOSE	**TOTAL SUBUNIT**		168	28	44	89	7	322	20	124	171	7							
OTTER	Trapping		9	8	1	0	0	n/a	n/a	n/a	n/a	n/a	n/a	n/a	n/a	0.00	0.00	n/a	n/a
SHEEP	General Season		0	0	0	0	0	0	0	0	0	0	0.00	0.00	0.00	0.00	0.00	0	0.00
WOLF	Hunting/Trapping		25	8	12	5	0	n/a	n/a	n/a	n/a	n/a	n/a	n/a	n/a	n/a	0.00	n/a	n/a
WOLVERINE	Hunting/Trapping		19	15	3	1	0	n/a	n/a	n/a	n/a	n/a	n/a	n/a	n/a	n/a	0.00	n/a	n/a
Unit/Subunit 17C																			
BEAVER	Trapping		48	46	2	0	0	n/a	n/a	n/a	n/a	n/a	n/a	n/a	n/a	0.00	0.00	n/a	n/a
BLACK BEAR	General Season		0	0	0	0	0	n/a	n/a	n/a	n/a	n/a	0.00	0.00	0.00	0.00	0.00	n/a	n/a
BROWN BEAR	General Season		10	1	1	8	0	n/a	n/a	n/a	n/a	n/a	n/a	n/a	n/a	n/a	0.00	n/a	n/a
CARIBOU	General Season		n/a	n/a	n/a	n/a	n/a	n/a	n/a	n/a	n/a	n/a	n/a	n/a	n/a	n/a	n/a	n/a	n/a
CARIBOU	Federal	RC717	20	7	13	0	0	2	1	1	0	0	90.91	87.50	92.86	0.00	0.00	27	1.23
CARIBOU	**TOTAL SUBUNIT**		20	7	13	0	0	2	1	1	0	0							
LYNX	Hunting/Trapping		9	9	0	0	0	n/a	n/a	n/a	n/a	n/a	n/a	n/a	0.00	0.00	0.00	n/a	n/a
MARTEN	Trapping		n/a	n/a	n/a	n/a	n/a	n/a	n/a	n/a	n/a	n/a	n/a	n/a	n/a	n/a	n/a	n/a	n/a
MOOSE	General Season		28	16	10	2	0	36	19	13	3	1	43.75	45.71	43.48	40.00	0.00	328	5.13
MOOSE	Registration	RM583	66	55	11	0	0	103	83	19	0	1	39.05	39.86	36.67	0.00	0.00	713	4.22
MOOSE	**TOTAL SUBUNIT**		94	71	21	2	0	139	102	32	3	2							
OTTER	Trapping		24	24	0	0	0	n/a	n/a	n/a	n/a	n/a	n/a	n/a	0.00	0.00	0.00	n/a	n/a
WOLF	Hunting/Trapping		7	7	0	0	0	n/a	n/a	n/a	n/a	n/a	n/a	n/a	0.00	0.00	0.00	n/a	n/a
WOLVERINE	Hunting/Trapping		4	4	0	0	0	n/a	n/a	n/a	n/a	n/a	n/a	n/a	0.00	0.00	0.00	n/a	n/a

1994-95 HUNTER INFORMATION BY UNIT/SUBUNIT: UNIT 17

SPECIES	TYPE	HUNT	SUCCESSFUL HUNTERS TOTAL	UNIT RES	OTHER STATE RES	NON-RES	UNKN. RES	UNSUCCESSFUL HUNTERS TOTAL	UNIT RES	OTHER STATE RES	NON-RES	UNKN. RES	PERCENT SUCCESSFUL TOTAL	UNIT RES	OTHER STATE RES	NON-RES	UNKN. RES	EFFORT TOTAL HUNTER DAYS	EFFORT AVG. HUNTER EFFORT
Unit/Subunit 17Z																			
CARIBOU	Federal	RC717	4	3	1	0	0	0	0	0	0	0	100.00	100.00	100.00	0.00	0.00	4	1.00
MOOSE	General Season		1	0	0	1	0	8	0	3	5	0	11.11	0.00	0.00	16.67	0.00	47	5.22
MOOSE	Registration	RM583	34	29	5	0	0	35	31	3	0	1	49.28	48.33	62.50	0.00	0.00	337	4.88
MOOSE	**TOTAL SUBUNIT**		35	29	5	1	0	43	31	6	5	1							

1994-95 HUNTER INFORMATION BY UNIT/SUBUNIT: UNIT 17

SPECIES	TYPE	HUNT	SUCCESSFUL HUNTERS TOTAL	UNIT RES	OTHER STATE RES	NON-RES	UNKN. RES	UNSUCCESSFUL HUNTERS TOTAL	UNIT RES	OTHER STATE RES	NON-RES	UNKN RES
UNIT 17 TOTALS FOR SPECIES AND HUNT TYPE												
BEAVER	Trapping		86	82	4	0	0	n/a	n/a	n/a	n/a	n/a
BLACK BEAR	General Season		13	0	1	11	1	n/a	n/a	n/a	n/a	n/a
BROWN BEAR	General Season		43	4	2	37	0	n/a	n/a	n/a	n/a	n/a
BROWN BEAR	Registration		0	0	0	0	0	0	0	0	0	0
CARIBOU	Federal		31	13	18	0	0	3	2	1	0	0
CARIBOU	General Season		n/a	n/a	n/a	n/a	n/a	n/a	n/a	n/a	n/a	n/a
LYNX	Hunting/Trapping		14	13	1	0	0	n/a	n/a	n/a	n/a	n/a
MARTEN	Trapping		n/a	n/a	n/a	n/a	n/a	n/a	n/a	n/a	n/a	n/a
MOOSE	General Season		162	22	41	92	7	329	25	117	179	8
MOOSE	Registration		135	106	29	0	0	175	128	45	0	2
OTTER	Trapping		40	39	1	0	0	n/a	n/a	n/a	n/a	n/a
SHEEP	General Season		0	0	0	0	0	0	0	0	0	0
WOLF	Hunting/Trapping		32	15	12	5	0	n/a	n/a	n/a	n/a	n/a
WOLVERINE	Hunting/Trapping		27	23	3	1	0	n/a	n/a	n/a	n/a	n/a
UNIT 17 TOTALS												
BEAVER	**TOTAL UNIT**		86	82	4	0	0	n/a	n/a	n/a	n/a	n/a
BLACK BEAR	**TOTAL UNIT**		13	0	1	11	1	n/a	n/a	n/a	n/a	n/a
BROWN BEAR	**TOTAL UNIT**		43	4	2	37	0	0	0	0	0	0
CARIBOU	**TOTAL UNIT**		31	13	18	0	0	3	2	1	0	0
LYNX	**TOTAL UNIT**		14	13	1	0	0	n/a	n/a	n/a	n/a	n/a
MARTEN	**TOTAL UNIT**		n/a	n/a	n/a	n/a	n/a	n/a	n/a	n/a	n/a	n/a
MOOSE	**TOTAL UNIT**		297	128	70	92	7	504	153	162	179	10
OTTER	**TOTAL UNIT**		40	39	1	0	0	n/a	n/a	n/a	n/a	n/a
SHEEP	**TOTAL UNIT**		0	0	0	0	0	0	0	0	0	0
WOLF	**TOTAL UNIT**		32	15	12	5	0	n/a	n/a	n/a	n/a	n/a
WOLVERINE	**TOTAL UNIT**		27	23	3	1	0	n/a	n/a	n/a	n/a	n/a

1994-95 HUNTER INFORMATION BY UNIT/SUBUNIT: UNIT 18

SPECIES	TYPE	HUNT	SUCCESSFUL HUNTERS TOTAL	SUCCESSFUL HUNTERS UNIT RES	SUCCESSFUL HUNTERS OTHER STATE RES	SUCCESSFUL HUNTERS NON-RES	SUCCESSFUL HUNTERS UNKN. RES	UNSUCCESSFUL HUNTERS TOTAL	UNSUCCESSFUL HUNTERS UNIT RES	UNSUCCESSFUL HUNTERS OTHER STATE RES	UNSUCCESSFUL HUNTERS NON-RES	UNSUCCESSFUL HUNTERS UNKN. RES	PERCENT SUCCESSFUL TOTAL	PERCENT SUCCESSFUL UNIT RES	PERCENT SUCCESSFUL OTHER STATE RES	PERCENT SUCCESSFUL NON-RES	PERCENT SUCCESSFUL UNKN. RES	EFFORT TOTAL HUNTER DAYS	EFFORT AVG HUNTER EFFORT
Unit/Subunit 18																			
BEAVER	Trapping		478	285	29	0	164	n/a	n/a	n/a	n/a	n/a	n/a	n/a	n/a	0.00	n/a	n/a	n/a
BLACK BEAR	General Season		n/a	n/a	n/a	n/a	n/a	n/a	n/a	n/a	n/a	n/a	n/a	n/a	n/a	n/a	n/a	n/a	n/a
BROWN BEAR	General Season		5	1	0	4	0	n/a	n/a	n/a	n/a	n/a	n/a	n/a	0.00	n/a	0.00	n/a	n/a
BROWN BEAR	Registration	WBB	1	1	0	0	0	8	8	0	0	0	11.11	11.11	0.00	0.00	0.00	n/a	n/a
CARIBOU	General Season		128	123	5	0	0	n/a	n/a	n/a	n/a	n/a	n/a	n/a	n/a	0.00	0.00	n/a	n/a
CARIBOU	Federal	RC718	28	17	11	0	0	1	1	0	0	0	96.55	94.44	100.00	0.00	0.00	32	1.10
CARIBOU	Registration	RC767	19	19	0	0	0	203	203	0	0	0	8.56	8.56	0.00	0.00	0.00	694	3.13
LYNX	Hunting/Trapping		8	5	0	0	3	n/a	n/a	n/a	n/a	n/a	n/a	n/a	0.00	0.00	n/a	n/a	n/a
MARTEN	Trapping		n/a	n/a	n/a	n/a	n/a	n/a	n/a	n/a	n/a	n/a	n/a	n/a	n/a	n/a	n/a	n/a	n/a
MOOSE	General Season		87	78	5	0	4	177	169	5	0	3	32.95	31.58	50.00	0.00	57.14	1989	7.53
MUSKOX	Drawing	DX001	3	0	3	0	0	0	0	0	0	0	100.00	0.00	100.00	0.00	0.00	10	3.33
MUSKOX	Drawing	DX003	17	0	15	2	0	0	0	0	0	0	100.00	0.00	100.00	100.00	0.00	25	1.47
MUSKOX	Registration	RX060	0	0	0	0	0	0	0	0	0	0	0.00	0.00	0.00	0.00	0.00	0	0.00
MUSKOX	Registration	RX061	5	5	0	0	0	0	0	0	0	0	100.00	100.00	0.00	0.00	0.00	5	1.00
MUSKOX	Registration	RX070	0	0	0	0	0	0	0	0	0	0	0.00	0.00	0.00	0.00	0.00	0	0.00
OTTER	Trapping		208	171	2	0	35	n/a	n/a	n/a	n/a	n/a	n/a	n/a	n/a	0.00	n/a	n/a	n/a
WOLF	Hunting/Trapping		6	2	0	0	4	n/a	n/a	n/a	n/a	n/a	n/a	n/a	0.00	0.00	n/a	n/a	n/a
WOLVERINE	Hunting/Trapping		4	2	1	0	1	n/a	n/a	n/a	n/a	n/a	n/a	n/a	n/a	0.00	n/a	n/a	n/a

1994-95 HUNTER INFORMATION BY UNIT/SUBUNIT: UNIT 18

SPECIES	TYPE	HUNT	SUCCESSFUL HUNTERS TOTAL	UNIT RES	OTHER STATE RES	NON-RES	UNKN. RES	UNSUCCESSFUL HUNTERS TOTAL	UNIT RES	OTHER STATE RES	NON-RES	UNKN RES
UNIT 18 TOTALS FOR SPECIES AND HUNT TYPE												
BEAVER	Trapping		478	285	29	0	164	n/a	n/a	n/a	n/a	n/a
BLACK BEAR	General Season		n/a	n/a	n/a	n/a	n/a	n/a	n/a	n/a	n/a	n/a
BROWN BEAR	General Season		5	1	0	4	0	n/a	n/a	n/a	n/a	n/a
BROWN BEAR	Registration		1	1	0	0	0	8	8	0	0	0
CARIBOU	Federal		28	17	11	0	0	1	1	0	0	0
CARIBOU	General Season		128	123	5	0	0	n/a	n/a	n/a	n/a	n/a
CARIBOU	Registration		19	19	0	0	0	203	203	0	0	0
LYNX	Hunting/Trapping		8	5	0	0	3	n/a	n/a	n/a	n/a	n/a
MARTEN	Trapping		n/a	n/a	n/a	n/a	n/a	n/a	n/a	n/a	n/a	n/a
MOOSE	General Season		87	78	5	0	4	177	169	5	0	3
MUSKOX	Drawing		20	0	18	2	0	0	0	0	0	0
MUSKOX	Registration		5	5	0	0	0	0	0	0	0	0
OTTER	Trapping		208	171	2	0	35	n/a	n/a	n/a	n/a	n/a
WOLF	Hunting/Trapping		6	2	0	0	4	n/a	n/a	n/a	n/a	n/a
WOLVERINE	Hunting/Trapping		4	2	1	0	1	n/a	n/a	n/a	n/a	n/a
UNIT 18 TOTALS												
BEAVER	**TOTAL UNIT**		478	285	29	0	164	n/a	n/a	n/a	n/a	n/a
BLACK BEAR	**TOTAL UNIT**		n/a	n/a	n/a	n/a	n/a	n/a	n/a	n/a	n/a	n/a
BROWN BEAR	**TOTAL UNIT**		6	2	0	4	0	8	8	0	0	0
CARIBOU	**TOTAL UNIT**		175	159	16	0	0	204	204	0	0	0
LYNX	**TOTAL UNIT**		8	5	0	0	3	n/a	n/a	n/a	n/a	n/a
MARTEN	**TOTAL UNIT**		n/a	n/a	n/a	n/a	n/a	n/a	n/a	n/a	n/a	n/a
MOOSE	**TOTAL UNIT**		87	78	5	0	4	177	169	5	0	3
MUSKOX	**TOTAL UNIT**		25	5	18	2	0	0	0	0	0	0
OTTER	**TOTAL UNIT**		208	171	2	0	35	n/a	n/a	n/a	n/a	n/a
WOLF	**TOTAL UNIT**		6	2	0	0	4	n/a	n/a	n/a	n/a	n/a
WOLVERINE	**TOTAL UNIT**		4	2	1	0	1	n/a	n/a	n/a	n/a	n/a

1994-95 HUNTER INFORMATION BY UNIT/SUBUNIT: UNIT 19

SPECIES	TYPE	HUNT	SUCCESSFUL HUNTERS TOTAL	SUCCESSFUL HUNTERS UNIT RES	SUCCESSFUL HUNTERS OTHER STATE RES	SUCCESSFUL HUNTERS NON-RES	SUCCESSFUL HUNTERS UNKN. RES	UNSUCCESSFUL HUNTERS TOTAL	UNSUCCESSFUL HUNTERS UNIT RES	UNSUCCESSFUL HUNTERS OTHER STATE RES	UNSUCCESSFUL HUNTERS NON-RES	UNSUCCESSFUL HUNTERS UNKN. RES	PERCENT SUCCESSFUL TOTAL	PERCENT SUCCESSFUL UNIT RES	PERCENT SUCCESSFUL OTHER STATE RES	PERCENT SUCCESSFUL NON-RES	PERCENT SUCCESSFUL UNKN. RES	EFFORT TOTAL HUNTER DAYS	EFFORT AVG. HUNTER EFFORT
Unit/Subunit 19A																			
BEAVER	Trapping		80	57	5	0	18	n/a	n/a	n/a	n/a	n/a	n/a	n/a	n/a	0.00	n/a	n/a	n/a
BLACK BEAR	General Season		2	0	0	2	0	n/a	n/a	n/a	n/a	n/a	n/a	0.00	0.00	n/a	0.00	n/a	n/a
BROWN BEAR	General Season		7	0	0	7	0	n/a	n/a	n/a	n/a	n/a	n/a	0.00	0.00	n/a	0.00	n/a	n/a
BROWN BEAR	Registration	WBB	0	0	0	0	0	0	0	0	0	0	0.00	0.00	0.00	0.00	0.00	0	0.00
BROWN BEAR	**TOTAL SUBUNIT**		7	0	0	7	0	0	0	0	0	0							
CARIBOU	General Season		n/a	n/a	n/a	n/a	n/a	n/a	n/a	n/a	n/a	n/a	n/a	n/a	n/a	n/a	n/a	n/a	n/a
LYNX	Hunting/Trapping		21	15	0	0	6	n/a	n/a	n/a	n/a	n/a	n/a	n/a	0.00	0.00	n/a	n/a	n/a
MARTEN	Trapping		n/a	n/a	n/a	n/a	n/a	n/a	n/a	n/a	n/a	n/a	n/a	n/a	n/a	n/a	n/a	n/a	n/a
MOOSE	General Season		161	51	80	23	7	195	60	107	26	2	45.22	45.95	42.78	46.94	77.78	2582	7.25
MOOSE	Tier II	TM684	7	7	0	0	0	1	1	0	0	0	87.50	87.50	0.00	0.00	0.00	173	21.63
MOOSE	**TOTAL SUBUNIT**		168	58	80	23	7	196	61	107	26	2							
OTTER	Trapping		12	5	4	0	3	n/a	n/a	n/a	n/a	n/a	n/a	n/a	n/a	0.00	n/a	n/a	n/a
SHEEP	General Season		0	0	0	0	0	0	0	0	0	0	0.00	0.00	0.00	0.00	0.00	0	0.00
WOLF	Hunting/Trapping		45	30	14	0	1	n/a	n/a	n/a	n/a	n/a	n/a	n/a	n/a	0.00	n/a	n/a	n/a
WOLVERINE	Hunting/Trapping		17	14	0	1	2	n/a	n/a	n/a	n/a	n/a	n/a	n/a	0.00	n/a	n/a	n/a	n/a
Unit/Subunit 19B																			
BEAVER	Trapping		33	22	11	0	0	n/a	n/a	n/a	n/a	n/a	n/a	n/a	n/a	0.00	0.00	n/a	n/a
BLACK BEAR	General Season		3	0	1	2	0	n/a	n/a	n/a	n/a	n/a	n/a	0.00	n/a	n/a	0.00	n/a	n/a
BROWN BEAR	General Season		24	0	6	18	0	n/a	n/a	n/a	n/a	n/a	n/a	0.00	n/a	n/a	0.00	n/a	n/a
BROWN BEAR	Registration	WBB	0	0	0	0	0	0	0	0	0	0	0.00	0.00	0.00	0.00	0.00	0	0.00
BROWN BEAR	**TOTAL SUBUNIT**		24	0	6	18	0	0	0	0	0	0							
CARIBOU	General Season		n/a	n/a	n/a	n/a	n/a	n/a	n/a	n/a	n/a	n/a	n/a	n/a	n/a	n/a	n/a	n/a	n/a
LYNX	Hunting/Trapping		12	5	3	0	4	n/a	n/a	n/a	n/a	n/a	n/a	n/a	n/a	0.00	n/a	n/a	n/a
MARTEN	Trapping		n/a	n/a	n/a	n/a	n/a	n/a	n/a	n/a	n/a	n/a	n/a	n/a	n/a	n/a	n/a	n/a	n/a
MOOSE	General Season		163	7	61	88	7	245	4	119	108	14	39.95	63.64	33.89	44.90	33.33	3084	7.56
OTTER	Trapping		2	0	2	0	0	n/a	n/a	n/a	n/a	n/a	n/a	0.00	n/a	0.00	0.00	n/a	n/a
SHEEP	General Season		4	0	1	3	0	4	0	4	0	0	50.00	0.00	20.00	100.00	0.00	44	5.50
WOLF	Hunting/Trapping		42	5	31	3	3	n/a	n/a	n/a	n/a	n/a	n/a	n/a	n/a	n/a	n/a	n/a	n/a
WOLVERINE	Hunting/Trapping		48	3	40	1	4	n/a	n/a	n/a	n/a	n/a	n/a	n/a	n/a	n/a	n/a	n/a	n/a
Unit/Subunit 19C																			
BEAVER	Trapping		0	0	0	0	0	n/a	n/a	n/a	n/a	n/a	0.00	0.00	0.00	0.00	0.00	n/a	n/a
BISON	Drawing	DI351	10	1	9	0	0	10	0	10	0	0	50.00	100.00	47.37	0.00	0.00	119	5.95
BISON	Drawing	DI352	11	1	10	0	0	0	0	0	0	0	100.00	100.00	100.00	0.00	0.00	44	4.00
BISON	**TOTAL SUBUNIT**		21	2	19	0	0	10	0	10	0	0							
BLACK BEAR	General Season		1	0	0	1	0	n/a	n/a	n/a	n/a	n/a	n/a	0.00	0.00	n/a	0.00	n/a	n/a
BROWN BEAR	General Season		15	0	5	9	1	n/a	n/a	n/a	n/a	n/a	n/a	0.00	n/a	n/a	n/a	n/a	n/a
CARIBOU	General Season		n/a	n/a	n/a	n/a	n/a	n/a	n/a	n/a	n/a	n/a	n/a	n/a	n/a	n/a	n/a	n/a	n/a
LYNX	Hunting/Trapping		6	2	4	0	0	n/a	n/a	n/a	n/a	n/a	n/a	n/a	n/a	0.00	0.00	n/a	n/a
MARTEN	Trapping		n/a	n/a	n/a	n/a	n/a	n/a	n/a	n/a	n/a	n/a	n/a	n/a	n/a	n/a	n/a	n/a	n/a
MOOSE	General Season		152	6	92	53	1	139	0	82	53	4	52.23	100.00	52.87	50.00	20.00	1826	6.27
OTTER	Trapping		0	0	0	0	0	n/a	n/a	n/a	n/a	n/a	0.00	0.00	0.00	0.00	0.00	n/a	n/a
SHEEP	General Season		112	0	45	66	1	84	0	55	29	0	57.14	0.00	45.00	69.47	100.00	1019	5.20
WOLF	Hunting/Trapping		60	9	42	7	2	n/a	n/a	n/a	n/a	n/a	n/a	n/a	n/a	n/a	n/a	n/a	n/a
WOLVERINE	Hunting/Trapping		28	6	19	2	1	n/a	n/a	n/a	n/a	n/a	n/a	n/a	n/a	n/a	n/a	n/a	n/a

1994-95 HUNTER INFORMATION BY UNIT/SUBUNIT: UNIT 19

SPECIES	TYPE	HUNT	SUCCESSFUL HUNTERS TOTAL	SUCCESSFUL HUNTERS OTHER UNIT RES	SUCCESSFUL HUNTERS OTHER STATE RES	SUCCESSFUL HUNTERS NON-RES	SUCCESSFUL HUNTERS UNKN. RES	UNSUCCESSFUL HUNTERS TOTAL	UNSUCCESSFUL HUNTERS OTHER UNIT RES	UNSUCCESSFUL HUNTERS OTHER STATE RES	UNSUCCESSFUL HUNTERS NON-RES	UNSUCCESSFUL HUNTERS UNKN. RES	PERCENT SUCCESSFUL TOTAL	PERCENT SUCCESSFUL OTHER UNIT RES	PERCENT SUCCESSFUL OTHER STATE RES	PERCENT SUCCESSFUL NON-RES	PERCENT SUCCESSFUL UNKN. RES	EFFORT TOTAL HUNTER DAYS	EFFORT AVG. HUNTER EFFORT
Unit/Subunit 19D																			
BEAVER	Trapping		75	72	0	0	3	n/a	n/a	n/a	n/a	n/a	n/a	n/a	0.00	0.00	n/a	n/a	n/a
BISON	Drawing	DI351	0	0	0	0	0	0	0	0	0	0	0.00	0.00	0.00	0.00	0.00	0	0.00
BISON	Drawing	DI352	1	0	1	0	0	0	0	0	0	0	100.00	0.00	100.00	0.00	0.00	5	5.00
BISON	**TOTAL SUBUNIT**		1	0	1	0	0	0	0	0	0	0							
BLACK BEAR	General Season		1	0	1	0	0	n/a	n/a	n/a	n/a	n/a	n/a	0.00	n/a	0.00	0.00	n/a	n/a
BROWN BEAR	General Season		2	0	1	1	0	n/a	n/a	n/a	n/a	n/a	n/a	0.00	n/a	n/a	0.00	n/a	n/a
CARIBOU	General Season		n/a	n/a	n/a	n/a	n/a	n/a	n/a	n/a	n/a	n/a	n/a	n/a	n/a	n/a	n/a	n/a	n/a
LYNX	Hunting/Trapping		10	9	1	0	0	n/a	n/a	n/a	n/a	n/a	n/a	n/a	n/a	0.00	0.00	n/a	n/a
MARTEN	Trapping		n/a	n/a	n/a	n/a	n/a	n/a	n/a	n/a	n/a	n/a	n/a	n/a	n/a	n/a	n/a	n/a	n/a
MOOSE	General Season		106	58	36	6	6	131	56	49	21	5	44.73	50.88	42.35	22.22	54.55	2172	9.16
OTTER	Trapping		4	3	0	0	1	n/a	n/a	n/a	n/a	n/a	n/a	n/a	0.00	0.00	n/a	n/a	n/a
SHEEP	General Season		0	0	0	0	0	0	0	0	0	0	0.00	0.00	0.00	0.00	0.00	0	0.00
WOLF	Hunting/Trapping		36	20	13	1	2	n/a	n/a	n/a	n/a	n/a	n/a	n/a	n/a	n/a	n/a	n/a	n/a
WOLVERINE	Hunting/Trapping		12	10	2	0	0	n/a	n/a	n/a	n/a	n/a	n/a	n/a	n/a	0.00	0.00	n/a	n/a
Unit/Subunit 19Z																			
COYOTE	Hunting/Trapping		n/a	n/a	n/a	n/a	n/a	n/a	n/a	n/a	n/a	n/a	n/a	n/a	n/a	n/a	n/a	n/a	n/a
FOX	Hunting/Trapping		n/a	n/a	n/a	n/a	n/a	n/a	n/a	n/a	n/a	n/a	n/a	n/a	n/a	n/a	n/a	n/a	n/a
MARTEN	Trapping		n/a	n/a	n/a	n/a	n/a	n/a	n/a	n/a	n/a	n/a	n/a	n/a	n/a	n/a	n/a	n/a	n/a
MINK	Trapping		n/a	n/a	n/a	n/a	n/a	n/a	n/a	n/a	n/a	n/a	n/a	n/a	n/a	n/a	n/a	n/a	n/a
MOOSE	General Season		15	0	7	6	2	25	4	12	9	0	37.50	0.00	36.84	40.00	100.00	301	7.53
SHEEP	General Season		0	0	0	0	0	3	0	2	1	0	0.00	0.00	0.00	0.00	0.00	31	10.33

1994-95 HUNTER INFORMATION BY UNIT/SUBUNIT: UNIT 19

SPECIES	TYPE	HUNT	SUCCESSFUL HUNTERS TOTAL	UNIT RES	OTHER STATE RES	NON-RES	UNKN. RES	UNSUCCESSFUL HUNTERS TOTAL	UNIT RES	OTHER STATE RES	NON-RES	UNKN. RES
UNIT 19 TOTALS FOR SPECIES AND HUNT TYPE												
BEAVER	Trapping		188	151	16	0	21	n/a	n/a	n/a	n/a	n/a
BISON	Drawing		22	2	20	0	0	10	0	10	0	0
BLACK BEAR	General Season		7	0	2	5	0	n/a	n/a	n/a	n/a	n/a
BROWN BEAR	General Season		48	0	12	35	1	n/a	n/a	n/a	n/a	n/a
BROWN BEAR	Registration		0	0	0	0	0	0	0	0	0	0
CARIBOU	General Season		n/a	n/a	n/a	n/a	n/a	n/a	n/a	n/a	n/a	n/a
COYOTE	Hunting/Trapping		n/a	n/a	n/a	n/a	n/a	n/a	n/a	n/a	n/a	n/a
FOX	Hunting/Trapping		n/a	n/a	n/a	n/a	n/a	n/a	n/a	n/a	n/a	n/a
LYNX	Hunting/Trapping		49	31	8	0	10	n/a	n/a	n/a	n/a	n/a
MARTEN	Trapping		n/a	n/a	n/a	n/a	n/a	n/a	n/a	n/a	n/a	n/a
MINK	Trapping		n/a	n/a	n/a	n/a	n/a	n/a	n/a	n/a	n/a	n/a
MOOSE	General Season		597	122	276	176	23	735	124	369	217	25
MOOSE	Tier II		7	7	0	0	0	1	1	0	0	0
OTTER	Trapping		18	8	6	0	4	n/a	n/a	n/a	n/a	n/a
SHEEP	General Season		116	0	46	69	1	91	0	61	30	0
WOLF	Hunting/Trapping		183	64	100	11	8	n/a	n/a	n/a	n/a	n/a
WOLVERINE	Hunting/Trapping		105	33	61	4	7	n/a	n/a	n/a	n/a	n/a
UNIT 19 TOTALS												
BEAVER	**TOTAL UNIT**		188	151	16	0	21	n/a	n/a	n/a	n/a	n/a
BISON	**TOTAL UNIT**		22	2	20	0	0	10	0	10	0	0
BLACK BEAR	**TOTAL UNIT**		7	0	2	5	0	n/a	n/a	n/a	n/a	n/a
BROWN BEAR	**TOTAL UNIT**		48	0	12	35	1	0	0	0	0	0
CARIBOU	**TOTAL UNIT**		n/a	n/a	n/a	n/a	n/a	n/a	n/a	n/a	n/a	n/a
COYOTE	**TOTAL UNIT**		n/a	n/a	n/a	n/a	n/a	n/a	n/a	n/a	n/a	n/a
FOX	**TOTAL UNIT**		n/a	n/a	n/a	n/a	n/a	n/a	n/a	n/a	n/a	n/a
LYNX	**TOTAL UNIT**		49	31	8	0	10	n/a	n/a	n/a	n/a	n/a
MARTEN	**TOTAL UNIT**		n/a	n/a	n/a	n/a	n/a	n/a	n/a	n/a	n/a	n/a
MINK	**TOTAL UNIT**		n/a	n/a	n/a	n/a	n/a	n/a	n/a	n/a	n/a	n/a
MOOSE	**TOTAL UNIT**		604	129	276	176	23	736	125	369	217	25
OTTER	**TOTAL UNIT**		18	8	6	0	4	n/a	n/a	n/a	n/a	n/a
SHEEP	**TOTAL UNIT**		116	0	46	69	1	91	0	61	30	0
WOLF	**TOTAL UNIT**		183	64	100	11	8	n/a	n/a	n/a	n/a	n/a
WOLVERINE	**TOTAL UNIT**		105	33	61	4	7	n/a	n/a	n/a	n/a	n/a

1994-95 HUNTER INFORMATION BY UNIT/SUBUNIT: UNIT 20

SPECIES	TYPE	HUNT	SUCCESSFUL HUNTERS TOTAL	SUCCESSFUL HUNTERS UNIT RES	SUCCESSFUL HUNTERS OTHER STATE RES	SUCCESSFUL HUNTERS NON-RES	SUCCESSFUL HUNTERS UNKN. RES	UNSUCCESSFUL HUNTERS TOTAL	UNSUCCESSFUL HUNTERS UNIT RES	UNSUCCESSFUL HUNTERS OTHER STATE RES	UNSUCCESSFUL HUNTERS NON-RES	UNSUCCESSFUL HUNTERS UNKN. RES	PERCENT SUCCESSFUL TOTAL	PERCENT SUCCESSFUL UNIT RES	PERCENT SUCCESSFUL OTHER STATE RES	PERCENT SUCCESSFUL NON-RES	PERCENT SUCCESSFUL UNKN. RES	EFFORT TOTAL HUNTER DAYS	EFFORT AVG. HUNTER EFFORT
Unit/Subunit 20A																			
BEAVER	Trapping		90	85	2	0	3	n/a	n/a	n/a	n/a	n/a	n/a	n/a	n/a	0.00	n/a	n/a	n/a
BLACK BEAR	General Season		46	34	6	4	2	n/a	n/a	n/a	n/a	n/a	n/a	n/a	n/a	n/a	n/a	n/a	n/a
BROWN BEAR	General Season		10	4	2	3	1	n/a	n/a	n/a	n/a	n/a	n/a	n/a	n/a	n/a	n/a	n/a	n/a
LYNX	Hunting/Trapping		23	20	0	1	2	n/a	n/a	n/a	n/a	n/a	n/a	n/a	0.00	n/a	n/a	n/a	n/a
MARTEN	Trapping		n/a	n/a	n/a	n/a	n/a	n/a	n/a	n/a	n/a	n/a	n/a	n/a	n/a	n/a	n/a	n/a	n/a
MOOSE	General Season		399	279	68	45	7	769	618	102	43	6	34.16	31.10	40.00	51.14	53.85	7570	6.48
OTTER	Trapping		4	4	0	0	0	n/a	n/a	n/a	n/a	n/a	n/a	n/a	0.00	0.00	0.00	n/a	n/a
SHEEP	General Season		49	17	8	22	2	101	71	26	3	1	32.67	19.32	23.53	88.00	66.67	861	5.74
SHEEP	Drawing	DS203	n/a	n/a	n/a	n/a	n/a	n/a	n/a	n/a	n/a	n/a	n/a	n/a	n/a	n/a	n/a	n/a	n/a
SHEEP	Drawing	DS204	n/a	n/a	n/a	n/a	n/a	n/a	n/a	n/a	n/a	n/a	n/a	n/a	n/a	n/a	n/a	n/a	n/a
SHEEP	**TOTAL SUBUNIT**		49	17	8	22	2	101	71	26	3	1							
WOLF	Hunting/Trapping		67	41	0	2	24	n/a	n/a	n/a	n/a	n/a	n/a	n/a	0.00	n/a	n/a	n/a	n/a
WOLVERINE	Hunting/Trapping		14	11	3	0	0	n/a	n/a	n/a	n/a	n/a	n/a	n/a	n/a	0.00	0.00	n/a	n/a
Unit/Subunit 20B																			
BEAVER	Trapping		507	478	3	0	26	n/a	n/a	n/a	n/a	n/a	n/a	n/a	n/a	0.00	n/a	n/a	n/a
BLACK BEAR	General Season		178	164	3	9	2	n/a	n/a	n/a	n/a	n/a	n/a	n/a	n/a	n/a	n/a	n/a	n/a
BROWN BEAR	General Season		7	6	0	0	1	n/a	n/a	n/a	n/a	n/a	n/a	n/a	0.00	0.00	n/a	n/a	n/a
CARIBOU	General Season		4	2	2	0		n/a	n/a	n/a	n/a	n/a	n/a	n/a	n/a	0.00	0.00	n/a	n/a
CARIBOU	Registration	RC863	10	0	2	8	0	132	100	27	3	2	7.04	0.00	6.90	72.73	0.00	724	5.10
CARIBOU	Drawing	DC877	1	1	0	0	0	6	4	2	0	0	14.29	20.00	0.00	0.00	0.00	21	3.00
CARIBOU	Drawing	DC878	0	0	0	0	0	7	3	4	0	0	0.00	0.00	0.00	0.00	0.00	32	4.57
CARIBOU	**TOTAL SUBUNIT**		15	3	4	8	0	145	107	33	3	2							
LYNX	Hunting/Trapping		45	41	1	0	3	n/a	n/a	n/a	n/a	n/a	n/a	n/a	n/a	0.00	n/a	n/a	n/a
MARTEN	Trapping		n/a	n/a	n/a	n/a	n/a	n/a	n/a	n/a	n/a	n/a	n/a	n/a	n/a	n/a	n/a	n/a	n/a
MOOSE	General Season		381	333	18	27	3	2079	1865	108	84	22	15.49	15.15	14.29	24.32	12.00	15079	6.13
MOOSE	Tier II	TM785	49	48	1	0	0	86	80	6	0	0	36.30	37.50	14.29	0.00	0.00	1154	8.55
MOOSE	Registration	RM786	45	45	0	0	0	362	332	26	4	0	11.06	11.94	0.00	0.00	0.00	3285	8.07
MOOSE	**TOTAL SUBUNIT**		475	426	19	27	3	2527	2277	140	88	22							
OTTER	Trapping		14	14	0	0	0	n/a	n/a	n/a	n/a	n/a	n/a	n/a	0.00	0.00	0.00	n/a	n/a
SHEEP	General Season		4	2	2	0	0	5	4	1	0	0	44.44	33.33	66.67	0.00	0.00	70	7.78
WOLF	Hunting/Trapping		50	45	2	2	1	n/a	n/a	n/a	n/a	n/a	n/a	n/a	n/a	n/a	n/a	n/a	n/a
WOLVERINE	Hunting/Trapping		5	5	0	0	0	n/a	n/a	n/a	n/a	n/a	n/a	n/a	0.00	0.00	0.00	n/a	n/a
Unit/Subunit 20C																			
BEAVER	Trapping		166	155	8	0	3	n/a	n/a	n/a	n/a	n/a	n/a	n/a	n/a	0.00	n/a	n/a	n/a
BLACK BEAR	General Season		22	19	3	0	0	n/a	n/a	n/a	n/a	n/a	n/a	n/a	n/a	0.00	0.00	n/a	n/a
BROWN BEAR	General Season		6	4	2	0	0	n/a	n/a	n/a	n/a	n/a	n/a	n/a	n/a	0.00	0.00	n/a	n/a
LYNX	Hunting/Trapping		27	27	0	0	0	n/a	n/a	n/a	n/a	n/a	n/a	n/a	0.00	0.00	0.00	n/a	n/a
MARTEN	Trapping		n/a	n/a	n/a	n/a	n/a	n/a	n/a	n/a	n/a	n/a	n/a	n/a	n/a	n/a	n/a	n/a	n/a
MOOSE	General Season		152	106	35	9	2	267	185	69	9	4	36.28	36.43	33.65	50.00	33.33	2714	6.48
OTTER	Trapping		4	4	0	0	0	n/a	n/a	n/a	n/a	n/a	n/a	n/a	0.00	0.00	0.00	n/a	n/a
SHEEP	General Season		0	0	0	0	0	1	0	1	0	0	0.00	0.00	0.00	0.00	0.00	3	3.00
WOLF	Hunting/Trapping		11	10	0	0	1	n/a	n/a	n/a	n/a	n/a	n/a	n/a	0.00	0.00	n/a	n/a	n/a
WOLVERINE	Hunting/Trapping		7	7	0	0	0	n/a	n/a	n/a	n/a	n/a	n/a	n/a	0.00	0.00	0.00	n/a	n/a

1994-95 HUNTER INFORMATION BY UNIT/SUBUNIT: UNIT 20

SPECIES	TYPE	HUNT	SUCCESSFUL HUNTERS TOTAL	UNIT RES	OTHER STATE RES	NON-RES	UNKN. RES	UNSUCCESSFUL HUNTERS TOTAL	UNIT RES	OTHER STATE RES	NON-RES	UNKN. RES	PERCENT SUCCESSFUL TOTAL	UNIT RES	OTHER STATE RES	NON-RES	UNKN. RES	EFFORT TOTAL HUNTER DAYS	EFFORT AVG. HUNTER EFFORT
Unit/Subunit 20D																			
BEAVER	Trapping		20	15	1	0	4	n/a	n/a	n/a	n/a	n/a	n/a	n/a	n/a	0.00	n/a	n/a	n/a
BISON	Drawing	DI403	19	6	13	0	0	0	0	0	0	0	100.00	100.00	100.00	0.00	0.00	56	2.95
BISON	Drawing	DI404	19	1	18	0	0	1	1	0	0	0	95.00	50.00	100.00	0.00	0.00	58	2.90
BISON	**TOTAL SUBUNIT**		38	7	31	0	0	1	1	0	0	0							
BLACK BEAR	General Season		14	12	2	0	0	n/a	n/a	n/a	n/a	n/a	n/a	n/a	n/a	0.00	0.00	n/a	n/a
BROWN BEAR	General Season		6	6	0	0	0	n/a	n/a	n/a	n/a	n/a	n/a	n/a	0.00	0.00	0.00	n/a	n/a
CARIBOU	Registration	RC863	4	1	0	3	0	15	8	2	5	0	21.05	11.11	0.00	37.50	0.00	93	4.89
LYNX	Hunting/Trapping		35	28	7	0	0	n/a	n/a	n/a	n/a	n/a	n/a	n/a	n/a	0.00	0.00	n/a	n/a
MARTEN	Trapping		n/a	n/a	n/a	n/a	n/a	n/a	n/a	n/a	n/a	n/a	n/a	n/a	n/a	n/a	n/a	n/a	n/a
MOOSE	General Season		128	104	20	2	2	581	504	62	11	4	18.05	17.11	24.39	15.38	33.33	4212	5.94
MOOSE	Tier II	TM787	1	1	0	0	0	10	6	4	0	0	9.09	14.29	0.00	0.00	0.00	115	10.45
MOOSE	**TOTAL SUBUNIT**		129	105	20	2	2	591	510	66	11	4							
OTTER	Trapping		4	4	0	0	0	n/a	n/a	n/a	n/a	n/a	n/a	n/a	0.00	0.00	0.00	n/a	n/a
SHEEP	Drawing	DS102	11	3	7	1	0	15	3	10	2	0	42.31	50.00	41.18	33.33	0.00	135	5.19
SHEEP	Drawing	DS203	11	7	4	0	0	33	13	18	2	0	25.00	35.00	18.18	0.00	0.00	239	5.43
SHEEP	Drawing	DS204	17	7	8	1	1	34	17	16	1	0	33.33	29.17	33.33	50.00	100.00	244	4.78
SHEEP	Drawing	DS206	0	0	0	0	0	2	0	2	0	0	0.00	0.00	0.00	0.00	0.00	13	6.50
SHEEP	**TOTAL SUBUNIT**		39	17	19	2	1	84	33	46	5	0							
WOLF	Hunting/Trapping		25	17	8	0	0	n/a	n/a	n/a	n/a	n/a	n/a	n/a	n/a	0.00	0.00	n/a	n/a
WOLVERINE	Hunting/Trapping		12	3	9	0	0	n/a	n/a	n/a	n/a	n/a	n/a	n/a	n/a	0.00	0.00	n/a	n/a
Unit/Subunit 20E																			
BEAVER	Trapping		0	0	0	0	0	n/a	n/a	n/a	n/a	n/a	0.00	0.00	0.00	0.00	0.00	n/a	n/a
BLACK BEAR	General Season		18	13	5	0	0	n/a	n/a	n/a	n/a	n/a	n/a	n/a	n/a	0.00	0.00	n/a	n/a
BROWN BEAR	General Season		11	4	4	2	1	n/a	n/a	n/a	n/a	n/a	n/a	n/a	n/a	n/a	n/a	n/a	n/a
CARIBOU	Federal	RC820	3	0	3	0	0	20	9	11	0	0	13.04	0.00	21.43	0.00	0.00	228	9.91
CARIBOU	Registration	RC865	277	113	164	0	0	1462	609	848	0	5	15.93	15.65	16.21	0.00	0.00	7085	4.07
CARIBOU	**TOTAL SUBUNIT**		280	113	167	0	0	1482	618	859	0	5							
LYNX	Hunting/Trapping		23	1	22	0	0	n/a	n/a	n/a	n/a	n/a	n/a	n/a	n/a	0.00	0.00	n/a	n/a
MARTEN	Trapping		n/a	n/a	n/a	n/a	n/a	n/a	n/a	n/a	n/a	n/a	n/a	n/a	n/a	n/a	n/a	n/a	n/a
MOOSE	General Season		94	22	63	9	0	393	130	239	17	7	19.30	14.47	20.86	34.62	0.00	3327	6.83
OTTER	Trapping		1	1	0	0	0	n/a	n/a	n/a	n/a	n/a	n/a	n/a	0.00	0.00	0.00	n/a	n/a
SHEEP	General Season		3	2	0	1	0	5	1	2	2	0	37.50	66.67	0.00	33.33	0.00	40	5.00
SHEEP	Drawing	DS206	0	0	0	0	0	1	0	1	0	0	0.00	0.00	0.00	0.00	0.00	6	6.00
SHEEP	**TOTAL SUBUNIT**		3	2	0	1	0	6	1	3	2	0							
WOLF	Hunting/Trapping		39	1	36	2	0	n/a	n/a	n/a	n/a	n/a	n/a	n/a	n/a	n/a	0.00	n/a	n/a
WOLVERINE	Hunting/Trapping		7	1	6	0	0	n/a	n/a	n/a	n/a	n/a	n/a	n/a	n/a	0.00	0.00	n/a	n/a
Unit/Subunit 20F																			
BEAVER	Trapping		25	25	0	0	0	n/a	n/a	n/a	n/a	n/a	n/a	n/a	0.00	0.00	0.00	n/a	n/a
BLACK BEAR	General Season		46	41	1	2	2	n/a	n/a	n/a	n/a	n/a	n/a	n/a	n/a	n/a	n/a	n/a	n/a
BROWN BEAR	General Season		1	0	1	0	0	n/a	n/a	n/a	n/a	n/a	n/a	0.00	n/a	0.00	0.00	n/a	n/a
CARIBOU	General Season		1	1	0	0	0	n/a	n/a	n/a	n/a	n/a	n/a	n/a	0.00	0.00	0.00	n/a	n/a
CARIBOU	Drawing	DC877	1	1	0	0	0	0	0	0	0	0	100.00	100.00	0.00	0.00	0.00	6	6.00
CARIBOU	Drawing	DC878	0	0	0	0	0	2	1	1	0	0	0.00	0.00	0.00	0.00	0.00	4	2.00
CARIBOU	**TOTAL SUBUNIT**		2	2	0	0	0	2	1	1	0	0							
LYNX	Hunting/Trapping		4	3	1	0	0	n/a	n/a	n/a	n/a	n/a	n/a	n/a	n/a	0.00	0.00	n/a	n/a

1994-95 HUNTER INFORMATION BY UNIT/SUBUNIT: UNIT 20

SPECIES	TYPE	HUNT	SUCCESSFUL HUNTERS TOTAL	UNIT RES	OTHER STATE RES	NON-RES	UNKN. RES	UNSUCCESSFUL HUNTERS TOTAL	UNIT RES	OTHER STATE RES	NON-RES	UNKN RES	PERCENT SUCCESSFUL TOTAL	UNIT RES	OTHER STATE RES	NON-RES	UNKN. RES	EFFORT TOTAL HUNTER DAYS	EFFORT AVG. HUNTER EFFORT
Unit/Subunit 20F																			
MARTEN	Trapping		n/a	n/a	n/a	n/a	n/a	n/a	n/a	n/a	n/a	n/a	n/a	n/a	n/a	n/a	n/a	n/a	n/a
MOOSE	General Season		31	21	8	2	0	106	77	23	3	3	22.63	21.43	25.81	40.00	0.00	729	5.32
MOOSE	Federal	RM790	1	0	1	0	0	0	0	0	0	0	100.00	0.00	100.00	0.00	0.00	1	1.00
MOOSE	**TOTAL SUBUNIT**		32	21	9	2	0	106	77	23	3	3							
OTTER	Trapping		0	0	0	0	0	n/a	n/a	n/a	n/a	n/a	0.00	0.00	0.00	0.00	0.00	n/a	n/a
SHEEP	General Season		0	0	0	0	0	1	1	0	0	0	0.00	0.00	0.00	0.00	0.00	5	5.00
WOLF	Hunting/Trapping		7	7	0	0	0	n/a	n/a	n/a	n/a	n/a	n/a	n/a	0.00	0.00	0.00	n/a	n/a
WOLVERINE	Hunting/Trapping		4	4	0	0	0	n/a	n/a	n/a	n/a	n/a	n/a	n/a	0.00	0.00	0.00	n/a	n/a
Unit/Subunit 20Z																			
MOOSE	General Season		5	3	1	0	1	66	46	14	5	1	7.04	6.12	6.67	0.00	50.00	604	8.51
SHEEP	General Season		0	0	0	0	0	1	0	1	0	0	0.00	0.00	0.00	0.00	0.00	2	2.00

1994-95 HUNTER INFORMATION BY UNIT/SUBUNIT: UNIT 20

SPECIES	TYPE	HUNT	SUCCESSFUL HUNTERS TOTAL	UNIT RES	OTHER STATE RES	NON-RES	UNKN. RES	UNSUCCESSFUL HUNTERS TOTAL	UNIT RES	OTHER STATE RES	NON-RES	UNKN. RES
UNIT 20 TOTALS FOR SPECIES AND HUNT TYPE												
BEAVER	Trapping		808	758	14	0	36	n/a	n/a	n/a	n/a	n/a
BISON	Drawing		38	7	31	0	0	1	1	0	0	0
BLACK BEAR	General Season		324	283	20	15	6	n/a	n/a	n/a	n/a	n/a
BROWN BEAR	General Season		41	24	9	5	3	n/a	n/a	n/a	n/a	n/a
CARIBOU	Drawing		2	2	0	0	0	15	8	7	0	0
CARIBOU	Federal		3	0	3	0	0	20	9	11	0	0
CARIBOU	General Season		5	3	2	0	0	n/a	n/a	n/a	n/a	n/a
CARIBOU	Registration		291	114	166	11	0	1609	717	877	8	7
LYNX	Hunting/Trapping		157	120	31	1	5	n/a	n/a	n/a	n/a	n/a
MARTEN	Trapping		n/a	n/a	n/a	n/a	n/a	n/a	n/a	n/a	n/a	n/a
MOOSE	Federal		1	0	1	0	0	0	0	0	0	0
MOOSE	General Season		1190	868	213	94	15	4261	3425	617	172	47
MOOSE	Registration		45	45	0	0	0	362	332	26	4	0
MOOSE	Tier II		50	49	1	0	0	96	86	10	0	0
OTTER	Trapping		27	27	0	0	0	n/a	n/a	n/a	n/a	n/a
SHEEP	Drawing		39	17	19	2	1	85	33	47	5	0
SHEEP	General Season		56	21	10	23	2	114	77	31	5	1
WOLF	Hunting/Trapping		199	121	46	6	26	n/a	n/a	n/a	n/a	n/a
WOLVERINE	Hunting/Trapping		49	31	18	0	0	n/a	n/a	n/a	n/a	n/a
UNIT 20 TOTALS												
BEAVER	**TOTAL UNIT**		808	758	14	0	36	n/a	n/a	n/a	n/a	n/a
BISON	**TOTAL UNIT**		38	7	31	0	0	1	1	0	0	0
BLACK BEAR	**TOTAL UNIT**		324	283	20	15	6	n/a	n/a	n/a	n/a	n/a
BROWN BEAR	**TOTAL UNIT**		41	24	9	5	3	n/a	n/a	n/a	n/a	n/a
CARIBOU	**TOTAL UNIT**		301	119	171	11	0	1644	734	895	8	7
LYNX	**TOTAL UNIT**		157	120	31	1	5	n/a	n/a	n/a	n/a	n/a
MARTEN	**TOTAL UNIT**		n/a	n/a	n/a	n/a	n/a	n/a	n/a	n/a	n/a	n/a
MOOSE	**TOTAL UNIT**		1286	962	215	94	15	4719	3843	653	176	47
OTTER	**TOTAL UNIT**		27	27	0	0	0	n/a	n/a	n/a	n/a	n/a
SHEEP	**TOTAL UNIT**		95	38	29	25	3	199	110	78	10	1
WOLF	**TOTAL UNIT**		199	121	46	6	26	n/a	n/a	n/a	n/a	n/a
WOLVERINE	**TOTAL UNIT**		49	31	18	0	0	n/a	n/a	n/a	n/a	n/a

1994-95 HUNTER INFORMATION BY UNIT/SUBUNIT: UNIT 21

SPECIES	TYPE	HUNT	SUCCESSFUL HUNTERS TOTAL	SUCCESSFUL HUNTERS UNIT RES	SUCCESSFUL HUNTERS OTHER STATE RES	SUCCESSFUL HUNTERS NON-RES	SUCCESSFUL HUNTERS UNKN. RES	UNSUCCESSFUL HUNTERS TOTAL	UNSUCCESSFUL HUNTERS UNIT RES	UNSUCCESSFUL HUNTERS OTHER STATE RES	UNSUCCESSFUL HUNTERS NON-RES	UNSUCCESSFUL HUNTERS UNKN. RES	PERCENT SUCCESSFUL TOTAL	PERCENT SUCCESSFUL UNIT RES	PERCENT SUCCESSFUL OTHER STATE RES	PERCENT SUCCESSFUL NON-RES	PERCENT SUCCESSFUL UNKN. RES	EFFORT TOTAL HUNTER DAYS	EFFORT AVG. HUNTER EFFORT
Unit/Subunit 21A																			
BEAVER	Trapping		87	24	63	0	0	n/a	n/a	n/a	n/a	n/a	n/a	n/a	n/a	0.00	0.00	n/a	n/a
BLACK BEAR	General Season		n/a	n/a	n/a	n/a	n/a	n/a	n/a	n/a	n/a	n/a	n/a	n/a	n/a	n/a	n/a	n/a	n/a
BROWN BEAR	General Season		3	1	2	0	0	n/a	n/a	n/a	n/a	n/a	n/a	n/a	n/a	0.00	0.00	n/a	n/a
CARIBOU	General Season		n/a	n/a	n/a	n/a	n/a	n/a	n/a	n/a	n/a	n/a	n/a	n/a	n/a	n/a	n/a	n/a	n/a
LYNX	Hunting/Trapping		3	0	3	0	0	n/a	n/a	n/a	n/a	n/a	n/a	0.00	n/a	0.00	0.00	n/a	n/a
MARTEN	Trapping		n/a	n/a	n/a	n/a	n/a	n/a	n/a	n/a	n/a	n/a	n/a	n/a	n/a	n/a	n/a	n/a	n/a
MOOSE	General Season		125	2	80	39	4	114	1	73	37	3	52.30	66.67	52.29	51.32	57.14	1773	7.42
OTTER	Trapping		0	0	0	0	0	n/a	n/a	n/a	n/a	n/a	0.00	0.00	0.00	0.00	0.00	n/a	n/a
WOLF	Hunting/Trapping		9	1	7	1	0	n/a	n/a	n/a	n/a	n/a	n/a	n/a	n/a	n/a	0.00	n/a	n/a
WOLVERINE	Hunting/Trapping		4	1	3	0	0	n/a	n/a	n/a	n/a	n/a	n/a	n/a	n/a	0.00	0.00	n/a	n/a
Unit/Subunit 21B																			
BEAVER	Trapping		14	3	10	1	0	n/a	n/a	n/a	n/a	n/a	n/a	n/a	n/a	n/a	0.00	n/a	n/a
BLACK BEAR	General Season		n/a	n/a	n/a	n/a	n/a	n/a	n/a	n/a	n/a	n/a	n/a	n/a	n/a	n/a	n/a	n/a	n/a
BROWN BEAR	General Season		0	0	0	0	0	n/a	n/a	n/a	n/a	n/a	0.00	0.00	0.00	0.00	0.00	n/a	n/a
CARIBOU	General Season		0	0	0	0	0	n/a	n/a	n/a	n/a	n/a	0.00	0.00	0.00	0.00	0.00	n/a	n/a
LYNX	Hunting/Trapping		4	2	1	0	1	n/a	n/a	n/a	n/a	n/a	n/a	n/a	n/a	0.00	n/a	n/a	n/a
MARTEN	Trapping		n/a	n/a	n/a	n/a	n/a	n/a	n/a	n/a	n/a	n/a	n/a	n/a	n/a	n/a	n/a	n/a	n/a
MOOSE	General Season		63	12	44	5	2	53	7	44	2	0	54.31	63.16	50.00	71.43	100.00	879	7.58
OTTER	Trapping		0	0	0	0	0	n/a	n/a	n/a	n/a	n/a	0.00	0.00	0.00	0.00	0.00	n/a	n/a
WOLF	Hunting/Trapping		4	0	4	0	0	n/a	n/a	n/a	n/a	n/a	n/a	0.00	n/a	0.00	0.00	n/a	n/a
WOLVERINE	Hunting/Trapping		1	1	0	0	0	n/a	n/a	n/a	n/a	n/a	n/a	n/a	0.00	0.00	0.00	n/a	n/a
Unit/Subunit 21C																			
BEAVER	Trapping		3	0	3	0	0	n/a	n/a	n/a	n/a	n/a	n/a	0.00	n/a	0.00	0.00	n/a	n/a
BLACK BEAR	General Season		n/a	n/a	n/a	n/a	n/a	n/a	n/a	n/a	n/a	n/a	n/a	n/a	n/a	n/a	n/a	n/a	n/a
BROWN BEAR	General Season		3	0	3	0	0	n/a	n/a	n/a	n/a	n/a	n/a	0.00	n/a	0.00	0.00	n/a	n/a
CARIBOU	General Season		2	0	0	2	0	n/a	n/a	n/a	n/a	n/a	n/a	0.00	0.00	n/a	0.00	n/a	n/a
LYNX	Hunting/Trapping		0	0	0	0	0	n/a	n/a	n/a	n/a	n/a	0.00	0.00	0.00	0.00	0.00	n/a	n/a
MARTEN	Trapping		n/a	n/a	n/a	n/a	n/a	n/a	n/a	n/a	n/a	n/a	n/a	n/a	n/a	n/a	n/a	n/a	n/a
MOOSE	General Season		27	0	17	10	0	16	4	10	2	0	62.79	0.00	62.96	83.33	0.00	272	6.33
OTTER	Trapping		0	0	0	0	0	n/a	n/a	n/a	n/a	n/a	0.00	0.00	0.00	0.00	0.00	n/a	n/a
WOLF	Hunting/Trapping		11	0	11	0	0	n/a	n/a	n/a	n/a	n/a	n/a	0.00	n/a	0.00	0.00	n/a	n/a
WOLVERINE	Hunting/Trapping		8	0	8	0	0	n/a	n/a	n/a	n/a	n/a	n/a	0.00	n/a	0.00	0.00	n/a	n/a
Unit/Subunit 21D																			
BEAVER	Trapping		153	147	0	0	6	n/a	n/a	n/a	n/a	n/a	n/a	n/a	0.00	0.00	n/a	n/a	n/a
BLACK BEAR	General Season		5	1	4	0	0	n/a	n/a	n/a	n/a	n/a	n/a	n/a	n/a	0.00	0.00	n/a	n/a
BROWN BEAR	General Season		4	1	0	3	0	n/a	n/a	n/a	n/a	n/a	n/a	n/a	0.00	n/a	0.00	n/a	n/a
CARIBOU	General Season		2	2	0	0	0	n/a	n/a	n/a	n/a	n/a	n/a	n/a	0.00	0.00	0.00	n/a	n/a
LYNX	Hunting/Trapping		3	3	0	0	0	n/a	n/a	n/a	n/a	n/a	n/a	n/a	0.00	0.00	0.00	n/a	n/a
MARTEN	Trapping		n/a	n/a	n/a	n/a	n/a	n/a	n/a	n/a	n/a	n/a	n/a	n/a	n/a	n/a	n/a	n/a	n/a
MOOSE	General Season		275	80	148	44	3	128	47	68	13	0	68.24	62.99	68.52	77.19	100.00	2533	6.29
OTTER	Trapping		7	7	0	0	0	n/a	n/a	n/a	n/a	n/a	n/a	n/a	0.00	0.00	0.00	n/a	n/a
WOLF	Hunting/Trapping		20	15	2	0	3	n/a	n/a	n/a	n/a	n/a	n/a	n/a	n/a	0.00	n/a	n/a	n/a
WOLVERINE	Hunting/Trapping		6	2	4	0	0	n/a	n/a	n/a	n/a	n/a	n/a	n/a	n/a	0.00	0.00	n/a	n/a

1994-95 HUNTER INFORMATION BY UNIT/SUBUNIT: UNIT 21

SPECIES	TYPE	HUNT	SUCCESSFUL HUNTERS TOTAL	SUCCESSFUL HUNTERS UNIT RES	SUCCESSFUL HUNTERS OTHER STATE RES	SUCCESSFUL HUNTERS NON-RES	SUCCESSFUL HUNTERS UNKN. RES	UNSUCCESSFUL HUNTERS TOTAL	UNSUCCESSFUL HUNTERS UNIT RES	UNSUCCESSFUL HUNTERS OTHER STATE RES	UNSUCCESSFUL HUNTERS NON-RES	UNSUCCESSFUL HUNTERS UNKN. RES	PERCENT SUCCESSFUL TOTAL	PERCENT SUCCESSFUL UNIT RES	PERCENT SUCCESSFUL OTHER STATE RES	PERCENT SUCCESSFUL NON-RES	PERCENT SUCCESSFUL UNKN. RES	EFFORT TOTAL HUNTER DAYS	EFFORT AVG. HUNTER EFFORT
Unit/Subunit 21E																			
BEAVER	Trapping		160	131	14	0	15	n/a	n/a	n/a	n/a	n/a	n/a	n/a	n/a	0.00	n/a	n/a	n/a
BLACK BEAR	General Season		n/a	n/a	n/a	n/a	n/a	n/a	n/a	n/a	n/a	n/a	n/a	n/a	n/a	n/a	n/a	n/a	n/a
BROWN BEAR	General Season		3	0	0	3	0	n/a	n/a	n/a	n/a	n/a	n/a	0.00	0.00	n/a	0.00	n/a	n/a
CARIBOU	General Season		n/a	n/a	n/a	n/a	n/a	n/a	n/a	n/a	n/a	n/a	n/a	n/a	n/a	n/a	n/a	n/a	n/a
LYNX	Hunting/Trapping		12	12	0	0	0	n/a	n/a	n/a	n/a	n/a	n/a	n/a	0.00	0.00	0.00	n/a	n/a
MARTEN	Trapping		n/a	n/a	n/a	n/a	n/a	n/a	n/a	n/a	n/a	n/a	n/a	n/a	n/a	n/a	n/a	n/a	n/a
MOOSE	General Season		161	41	103	8	9	26	8	17	1	0	86.10	83.67	85.83	88.89	100.00	859	4.59
OTTER	Trapping		26	21	2	0	3	n/a	n/a	n/a	n/a	n/a	n/a	n/a	n/a	0.00	n/a	n/a	n/a
WOLF	Hunting/Trapping		43	22	12	0	9	n/a	n/a	n/a	n/a	n/a	n/a	n/a	n/a	0.00	n/a	n/a	n/a
WOLVERINE	Hunting/Trapping		9	6	3	0	0	n/a	n/a	n/a	n/a	n/a	n/a	n/a	n/a	0.00	0.00	n/a	n/a
Unit/Subunit 21Z																			
MOOSE	General Season		7	1	1	5	0	12	0	5	6	1	36.84	100.00	16.67	45.45	0.00	145	7.63

1994-95 HUNTER INFORMATION BY UNIT/SUBUNIT: UNIT 21

SPECIES	TYPE	HUNT	SUCCESSFUL HUNTERS TOTAL	UNIT RES	OTHER STATE RES	NON-RES	UNKN. RES	UNSUCCESSFUL HUNTERS TOTAL	UNIT RES	OTHER STATE RES	NON-RES	UNKN. RES
UNIT 21 TOTALS FOR SPECIES AND HUNT TYPE												
BEAVER	Trapping		417	305	90	1	21	n/a	n/a	n/a	n/a	n/a
BLACK BEAR	General Season		5	1	4	0	0	n/a	n/a	n/a	n/a	n/a
BROWN BEAR	General Season		13	2	5	6	0	n/a	n/a	n/a	n/a	n/a
CARIBOU	General Season		4	2	0	2	0	n/a	n/a	n/a	n/a	n/a
LYNX	Hunting/Trapping		22	17	4	0	1	n/a	n/a	n/a	n/a	n/a
MARTEN	Trapping		n/a	n/a	n/a	n/a	n/a	n/a	n/a	n/a	n/a	n/a
MOOSE	General Season		658	136	393	111	18	349	67	217	61	4
OTTER	Trapping		33	28	2	0	3	n/a	n/a	n/a	n/a	n/a
WOLF	Hunting/Trapping		87	38	36	1	12	n/a	n/a	n/a	n/a	n/a
WOLVERINE	Hunting/Trapping		28	10	18	0	0	n/a	n/a	n/a	n/a	n/a
UNIT 21 TOTALS												
BEAVER	**TOTAL UNIT**		417	305	90	1	21	n/a	n/a	n/a	n/a	n/a
BLACK BEAR	**TOTAL UNIT**		5	1	4	0	0	n/a	n/a	n/a	n/a	n/a
BROWN BEAR	**TOTAL UNIT**		13	2	5	6	0	n/a	n/a	n/a	n/a	n/a
CARIBOU	**TOTAL UNIT**		4	2	0	2	0	n/a	n/a	n/a	n/a	n/a
LYNX	**TOTAL UNIT**		22	17	4	0	1	n/a	n/a	n/a	n/a	n/a
MARTEN	**TOTAL UNIT**		n/a	n/a	n/a	n/a	n/a	n/a	n/a	n/a	n/a	n/a
MOOSE	**TOTAL UNIT**		658	136	393	111	18	349	67	217	61	4
OTTER	**TOTAL UNIT**		33	28	2	0	3	n/a	n/a	n/a	n/a	n/a
WOLF	**TOTAL UNIT**		87	38	36	1	12	n/a	n/a	n/a	n/a	n/a
WOLVERINE	**TOTAL UNIT**		28	10	18	0	0	n/a	n/a	n/a	n/a	n/a

1994-95 HUNTER INFORMATION BY UNIT/SUBUNIT: UNIT 22

SPECIES	TYPE	HUNT	SUCCESSFUL HUNTERS TOTAL	SUCCESSFUL HUNTERS UNIT RES	SUCCESSFUL HUNTERS OTHER STATE RES	SUCCESSFUL HUNTERS NON-RES	SUCCESSFUL HUNTERS UNKN. RES	UNSUCCESSFUL HUNTERS TOTAL	UNSUCCESSFUL HUNTERS UNIT RES	UNSUCCESSFUL HUNTERS OTHER STATE RES	UNSUCCESSFUL HUNTERS NON-RES	UNSUCCESSFUL HUNTERS UNKN. RES	PERCENT SUCCESSFUL TOTAL	PERCENT SUCCESSFUL UNIT RES	PERCENT SUCCESSFUL OTHER STATE RES	PERCENT SUCCESSFUL NON-RES	PERCENT SUCCESSFUL UNKN. RES	EFFORT TOTAL HUNTER DAYS	EFFORT AVG. HUNTER EFFORT
Unit/Subunit 22A																			
BEAVER	Trapping		0	0	0	0	0	n/a	n/a	n/a	n/a	n/a	0.00	0.00	0.00	0.00	0.00	n/a	n/a
BLACK BEAR	General Season		0	0	0	0	0	n/a	n/a	n/a	n/a	n/a	0.00	0.00	0.00	0.00	0.00	n/a	n/a
BROWN BEAR	General Season		6	2	2	2	0	n/a	n/a	n/a	n/a	n/a	n/a	n/a	n/a	n/a	0.00	n/a	n/a
CARIBOU	General Season		n/a	n/a	n/a	n/a	n/a	n/a	n/a	n/a	n/a	n/a	n/a	n/a	n/a	n/a	n/a	n/a	n/a
LYNX	Hunting/Trapping		3	3	0	0	0	n/a	n/a	n/a	n/a	n/a	n/a	n/a	0.00	0.00	0.00	n/a	n/a
MARTEN	Trapping		n/a	n/a	n/a	n/a	n/a	n/a	n/a	n/a	n/a	n/a	n/a	n/a	n/a	n/a	n/a	n/a	n/a
MOOSE	General Season		18	14	0	1	3	34	34	0	0	0	34.62	29.17	0.00	100.00	100.00	614	11.81
OTTER	Trapping		8	8	0	0	0	n/a	n/a	n/a	n/a	n/a	n/a	n/a	0.00	0.00	0.00	n/a	n/a
WOLF	Hunting/Trapping		13	7	6	0	0	n/a	n/a	n/a	n/a	n/a	n/a	n/a	n/a	0.00	0.00	n/a	n/a
WOLVERINE	Hunting/Trapping		6	6	0	0	0	n/a	n/a	n/a	n/a	n/a	n/a	n/a	0.00	0.00	0.00	n/a	n/a
Unit/Subunit 22B																			
BEAVER	Trapping		10	10	0	0	0	n/a	n/a	n/a	n/a	n/a	n/a	n/a	0.00	0.00	0.00	n/a	n/a
BLACK BEAR	General Season		0	0	0	0	0	n/a	n/a	n/a	n/a	n/a	0.00	0.00	0.00	0.00	0.00	n/a	n/a
BROWN BEAR	General Season		9	6	3	0	0	n/a	n/a	n/a	n/a	n/a	n/a	n/a	n/a	0.00	0.00	n/a	n/a
BROWN BEAR	Drawing	DB688	0	0	0	0	0	3	0	0	3	0	0.00	0.00	0.00	0.00	0.00	n/a	n/a
BROWN BEAR	Drawing	DB698	7	0	0	7	0	0	0	0	0	0	100.00	0.00	0.00	100.00	0.00	n/a	n/a
BROWN BEAR	**TOTAL SUBUNIT**		16	6	3	7	0	3	0	0	3	0							
CARIBOU	General Season		n/a	n/a	n/a	n/a	n/a	n/a	n/a	n/a	n/a	n/a	n/a	n/a	n/a	n/a	n/a	n/a	n/a
LYNX	Hunting/Trapping		1	0	1	0	0	n/a	n/a	n/a	n/a	n/a	n/a	0.00	n/a	0.00	0.00	n/a	n/a
MARTEN	Trapping		n/a	n/a	n/a	n/a	n/a	n/a	n/a	n/a	n/a	n/a	n/a	n/a	n/a	n/a	n/a	n/a	n/a
MOOSE	General Season		56	30	9	17	0	63	44	12	7	0	47.06	40.54	42.86	70.83	0.00	743	6.24
OTTER	Trapping		0	0	0	0	0	n/a	n/a	n/a	n/a	n/a	0.00	0.00	0.00	0.00	0.00	n/a	n/a
WOLF	Hunting/Trapping		11	6	1	0	4	n/a	n/a	n/a	n/a	n/a	n/a	n/a	n/a	0.00	n/a	n/a	n/a
WOLVERINE	Hunting/Trapping		5	3	0	2	0	n/a	n/a	n/a	n/a	n/a	n/a	n/a	0.00	n/a	0.00	n/a	n/a
Unit/Subunit 22C																			
BEAVER	Trapping		5	5	0	0	0	n/a	n/a	n/a	n/a	n/a	n/a	n/a	0.00	0.00	0.00	n/a	n/a
BLACK BEAR	General Season		0	0	0	0	0	n/a	n/a	n/a	n/a	n/a	0.00	0.00	0.00	0.00	0.00	n/a	n/a
BROWN BEAR	General Season		5	3	1	1	0	n/a	n/a	n/a	n/a	n/a	n/a	n/a	n/a	n/a	0.00	n/a	n/a
BROWN BEAR	Drawing	DB688	2	0	0	2	0	0	0	0	0	0	100.00	0.00	0.00	100.00	0.00	2	1.00
BROWN BEAR	**TOTAL SUBUNIT**		7	3	1	3	0	0	0	0	0	0							
LYNX	Hunting/Trapping		0	0	0	0	0	n/a	n/a	n/a	n/a	n/a	0.00	0.00	0.00	0.00	0.00	n/a	n/a
MARTEN	Trapping		n/a	n/a	n/a	n/a	n/a	n/a	n/a	n/a	n/a	n/a	n/a	n/a	n/a	n/a	n/a	n/a	n/a
MOOSE	General Season		29	26	3	0	0	51	41	8	0	2	36.25	38.81	27.27	0.00	0.00	463	5.79
OTTER	Trapping		2	2	0	0	0	n/a	n/a	n/a	n/a	n/a	n/a	n/a	0.00	0.00	0.00	n/a	n/a
WOLF	Hunting/Trapping		2	1	0	0	1	n/a	n/a	n/a	n/a	n/a	n/a	n/a	0.00	0.00	n/a	n/a	n/a
WOLVERINE	Hunting/Trapping		1	1	0	0	0	n/a	n/a	n/a	n/a	n/a	n/a	n/a	0.00	0.00	0.00	n/a	n/a
Unit/Subunit 22D																			
BEAVER	Trapping		2	2	0	0	0	n/a	n/a	n/a	n/a	n/a	n/a	n/a	0.00	0.00	0.00	n/a	n/a
BLACK BEAR	General Season		0	0	0	0	0	n/a	n/a	n/a	n/a	n/a	0.00	0.00	0.00	0.00	0.00	n/a	n/a
BROWN BEAR	General Season		8	7	1	0	0	n/a	n/a	n/a	n/a	n/a	n/a	n/a	n/a	0.00	0.00	n/a	n/a
BROWN BEAR	Drawing	DB689	1	0	0	1	0	0	0	0	0	0	100.00	0.00	0.00	100.00	0.00	1	1.00
BROWN BEAR	**TOTAL SUBUNIT**		9	7	1	1	0	0	0	0	0	0							

1994-95 HUNTER INFORMATION BY UNIT/SUBUNIT: UNIT 22

SPECIES	TYPE	HUNT	SUCCESSFUL HUNTERS TOTAL	UNIT RES	OTHER STATE RES	NON-RES	UNKN. RES	UNSUCCESSFUL HUNTERS TOTAL	UNIT RES	OTHER STATE RES	NON-RES	UNKN. RES	PERCENT SUCCESSFUL TOTAL	UNIT RES	OTHER STATE RES	NON-RES	UNKN. RES	EFFORT TOTAL HUNTER DAYS	EFFORT AVG. HUNTER EFFORT
Unit/Subunit 22D																			
LYNX	Hunting/Trapping		0	0	0	0	0	n/a	n/a	n/a	n/a	n/a	0.00	0.00	0.00	0.00	0.00	n/a	n/a
MARTEN	Trapping		n/a	n/a	n/a	n/a	n/a	n/a	n/a	n/a	n/a	n/a	n/a	n/a	n/a	n/a	n/a	n/a	n/a
MOOSE	General Season		88	63	13	8	4	121	92	19	5	5	42.11	40.65	40.63	61.54	44.44	1682	8.05
OTTER	Trapping		1	1	0	0	0	n/a	n/a	n/a	n/a	n/a	n/a	n/a	0.00	0.00	0.00	n/a	n/a
WOLF	Hunting/Trapping		0	0	0	0	0	n/a	n/a	n/a	n/a	n/a	0.00	0.00	0.00	0.00	0.00	n/a	n/a
Unit/Subunit 22E																			
BLACK BEAR	General Season		0	0	0	0	0	n/a	n/a	n/a	n/a	n/a	0.00	0.00	0.00	0.00	0.00	n/a	n/a
BROWN BEAR	General Season		1	1	0	0	0	n/a	n/a	n/a	n/a	n/a	n/a	n/a	0.00	0.00	0.00	n/a	n/a
BROWN BEAR	Drawing	DB699	2	0	0	2	0	n/a	n/a	n/a	n/a	n/a	n/a	0.00	0.00	n/a	0.00	n/a	n/a
BROWN BEAR	**TOTAL SUBUNIT**		3	1	0	2	0	n/a	n/a	n/a	n/a	n/a							
LYNX	Hunting/Trapping		0	0	0	0	0	n/a	n/a	n/a	n/a	n/a	0.00	0.00	0.00	0.00	0.00	n/a	n/a
MARTEN	Trapping		n/a	n/a	n/a	n/a	n/a	n/a	n/a	n/a	n/a	n/a	n/a	n/a	n/a	n/a	n/a	n/a	n/a
MOOSE	General Season		20	17	1	0	2	3	3	0	0	0	86.96	85.00	100.00	0.00	100.00	60	2.61
OTTER	Trapping		0	0	0	0	0	n/a	n/a	n/a	n/a	n/a	0.00	0.00	0.00	0.00	0.00	n/a	n/a
Unit/Subunit 22Z																			
MOOSE	General Season		0	0	0	0	0	3	3	0	0	0	0.00	0.00	0.00	0.00	0.00	40	13.33

1994-95 HUNTER INFORMATION BY UNIT/SUBUNIT: UNIT 22

SPECIES	TYPE	HUNT	SUCCESSFUL HUNTERS TOTAL	UNIT RES	OTHER STATE RES	NON-RES	UNKN. RES	UNSUCCESSFUL HUNTERS TOTAL	UNIT RES	OTHER STATE RES	NON-RES	UNKN. RES
UNIT 22 TOTALS FOR SPECIES AND HUNT TYPE												
BEAVER	Trapping		17	17	0	0	0	n/a	n/a	n/a	n/a	n/a
BLACK BEAR	General Season		n/a	n/a	n/a	n/a	n/a	n/a	n/a	n/a	n/a	n/a
BROWN BEAR	Drawing		12	0	0	12	0	3	0	0	3	0
BROWN BEAR	General Season		29	19	7	3	0	n/a	n/a	n/a	n/a	n/a
CARIBOU	General Season		n/a	n/a	n/a	n/a	n/a	n/a	n/a	n/a	n/a	n/a
LYNX	Hunting/Trapping		4	3	1	0	0	n/a	n/a	n/a	n/a	n/a
MARTEN	Trapping		n/a	n/a	n/a	n/a	n/a	n/a	n/a	n/a	n/a	n/a
MOOSE	General Season		211	150	26	26	9	275	217	39	12	7
OTTER	Trapping		11	11	0	0	0	n/a	n/a	n/a	n/a	n/a
WOLF	Hunting/Trapping		26	14	7	0	5	n/a	n/a	n/a	n/a	n/a
WOLVERINE	Hunting/Trapping		12	10	0	2	0	n/a	n/a	n/a	n/a	n/a
UNIT 22 TOTALS												
BEAVER	**TOTAL UNIT**		17	17	0	0	0	n/a	n/a	n/a	n/a	n/a
BLACK BEAR	**TOTAL UNIT**		n/a	n/a	n/a	n/a	n/a	n/a	n/a	n/a	n/a	n/a
BROWN BEAR	**TOTAL UNIT**		41	19	7	15	0	3	0	0	3	0
CARIBOU	**TOTAL UNIT**		n/a	n/a	n/a	n/a	n/a	n/a	n/a	n/a	n/a	n/a
LYNX	**TOTAL UNIT**		4	3	1	0	0	n/a	n/a	n/a	n/a	n/a
MARTEN	**TOTAL UNIT**		n/a	n/a	n/a	n/a	n/a	n/a	n/a	n/a	n/a	n/a
MOOSE	**TOTAL UNIT**		211	150	26	26	9	275	217	39	12	7
OTTER	**TOTAL UNIT**		11	11	0	0	0	n/a	n/a	n/a	n/a	n/a
WOLF	**TOTAL UNIT**		26	14	7	0	5	n/a	n/a	n/a	n/a	n/a
WOLVERINE	**TOTAL UNIT**		12	10	0	2	0	n/a	n/a	n/a	n/a	n/a

1994-95 HUNTER INFORMATION BY UNIT/SUBUNIT: UNIT 23

SPECIES	TYPE	HUNT	SUCCESSFUL HUNTERS TOTAL	SUCCESSFUL HUNTERS UNIT RES	SUCCESSFUL HUNTERS OTHER STATE RES	SUCCESSFUL HUNTERS NON-RES	SUCCESSFUL HUNTERS UNKN. RES	UNSUCCESSFUL HUNTERS TOTAL	UNSUCCESSFUL HUNTERS UNIT RES	UNSUCCESSFUL HUNTERS OTHER STATE RES	UNSUCCESSFUL HUNTERS NON-RES	UNSUCCESSFUL HUNTERS UNKN. RES	PERCENT SUCCESSFUL TOTAL	PERCENT SUCCESSFUL UNIT RES	PERCENT SUCCESSFUL OTHER STATE RES	PERCENT SUCCESSFUL NON-RES	PERCENT SUCCESSFUL UNKN. RES	EFFORT TOTAL HUNTER DAYS	EFFORT AVG. HUNTER EFFORT
Unit/Subunit 23																			
BEAVER	Trapping		2	1	1	0	0	n/a	n/a	n/a	n/a	n/a	n/a	n/a	n/a	0.00	0.00	n/a	n/a
BLACK BEAR	General Season		n/a	n/a	n/a	n/a	n/a	n/a	n/a	n/a	n/a	n/a	n/a	n/a	n/a	n/a	n/a	n/a	n/a
BROWN BEAR	General Season		23	8	15	0	0	n/a	n/a	n/a	n/a	n/a	n/a	n/a	n/a	0.00	0.00	n/a	n/a
BROWN BEAR	Drawing	DB781	4	0	0	4	0	7	0	0	7	0	36.36	0.00	0.00	36.36	0.00	n/a	n/a
BROWN BEAR	Drawing	DB791	3	0	0	3	0	1	0	0	1	0	75.00	0.00	0.00	75.00	0.00	n/a	n/a
BROWN BEAR	Registration	NWBB	2	2	0	0	0	n/a	n/a	n/a	n/a	n/a	n/a	n/a	0.00	0.00	0.00	n/a	n/a
CARIBOU	General Season		n/a	n/a	n/a	n/a	n/a	n/a	n/a	n/a	n/a	n/a	n/a	n/a	n/a	n/a	n/a	n/a	n/a
LYNX	Hunting/Trapping		1	1	0	0	0	n/a	n/a	n/a	n/a	n/a	n/a	n/a	0.00	0.00	0.00	n/a	n/a
MOOSE	General Season		133	12	61	58	2	165	25	85	50	5	44.63	32.43	41.78	53.70	28.57	2020	6.78
OTTER	Trapping		3	3	0	0	0	n/a	n/a	n/a	n/a	n/a	n/a	n/a	0.00	0.00	0.00	n/a	n/a
SHEEP	General Season		0	0	0	0	0	5	5	0	0	0	0.00	0.00	0.00	0.00	0.00	n/a	n/a
WOLF	Hunting/Trapping		20	19	1	0	0	n/a	n/a	n/a	n/a	n/a	n/a	n/a	n/a	0.00	0.00	n/a	n/a
WOLVERINE	Hunting/Trapping		6	4	1	1	0	n/a	n/a	n/a	n/a	n/a	n/a	n/a	n/a	n/a	0.00	n/a	n/a
UNIT 23 TOTALS FOR SPECIES AND HUNT TYPE																			
BEAVER	Trapping		2	1	1	0	0	n/a	n/a	n/a	n/a	n/a							
BLACK BEAR	General Season		n/a	n/a	n/a	n/a	n/a	n/a	n/a	n/a	n/a	n/a							
BROWN BEAR	Drawing		7	0	0	7	0	8	0	0	8	0							
BROWN BEAR	General Season		23	8	15	0	0	n/a	n/a	n/a	n/a	n/a							
BROWN BEAR	Registration		2	2	0	0	0	n/a	n/a	n/a	n/a	n/a							
CARIBOU	General Season		n/a	n/a	n/a	n/a	n/a	n/a	n/a	n/a	n/a	n/a							
LYNX	Hunting/Trapping		1	1	0	0	0	n/a	n/a	n/a	n/a	n/a							
MOOSE	General Season		133	12	61	58	2	165	25	85	50	5							
OTTER	Trapping		3	3	0	0	0	n/a	n/a	n/a	n/a	n/a							
SHEEP	General Season		0	0	0	0	0	5	5	0	0	0							
WOLF	Hunting/Trapping		20	19	1	0	0	n/a	n/a	n/a	n/a	n/a							
WOLVERINE	Hunting/Trapping		6	4	1	1	0	n/a	n/a	n/a	n/a	n/a							
UNIT 23 TOTALS																			
BEAVER	**TOTAL UNIT**		2	1	1	0	0	n/a	n/a	n/a	n/a	n/a							
BLACK BEAR	**TOTAL UNIT**		n/a	n/a	n/a	n/a	n/a	n/a	n/a	n/a	n/a	n/a							
BROWN BEAR	**TOTAL UNIT**		32	10	15	7	0	8	0	0	8	0							
CARIBOU	**TOTAL UNIT**		n/a	n/a	n/a	n/a	n/a	n/a	n/a	n/a	n/a	n/a							
LYNX	**TOTAL UNIT**		1	1	0	0	0	n/a	n/a	n/a	n/a	n/a							
MOOSE	**TOTAL UNIT**		133	12	61	58	2	165	25	85	50	5							
OTTER	**TOTAL UNIT**		3	3	0	0	0	n/a	n/a	n/a	n/a	n/a							
SHEEP	**TOTAL UNIT**		0	0	0	0	0	5	5	0	0	0							
WOLF	**TOTAL UNIT**		20	19	1	0	0	n/a	n/a	n/a	n/a	n/a							
WOLVERINE	**TOTAL UNIT**		6	4	1	1	0	n/a	n/a	n/a	n/a	n/a							

1994-95 HUNTER INFORMATION BY UNIT/SUBUNIT: UNIT 24

SPECIES	TYPE	HUNT	SUCCESSFUL HUNTERS TOTAL	SUCCESSFUL HUNTERS UNIT RES	SUCCESSFUL HUNTERS OTHER STATE RES	SUCCESSFUL HUNTERS NON-RES	SUCCESSFUL HUNTERS UNKN. RES	UNSUCCESSFUL HUNTERS TOTAL	UNSUCCESSFUL HUNTERS UNIT RES	UNSUCCESSFUL HUNTERS OTHER STATE RES	UNSUCCESSFUL HUNTERS NON-RES	UNSUCCESSFUL HUNTERS UNKN. RES	PERCENT SUCCESSFUL TOTAL	PERCENT SUCCESSFUL UNIT RES	PERCENT SUCCESSFUL OTHER STATE RES	PERCENT SUCCESSFUL NON-RES	PERCENT SUCCESSFUL UNKN RES	EFFORT TOTAL HUNTER DAYS	EFFORT AVG. HUNTER EFFORT
Unit/Subunit 24																			
BEAVER	Trapping		147	124	0	0	23	n/a	n/a	n/a	n/a	n/a	n/a	n/a	0.00	0.00	n/a	n/a	n/a
BLACK BEAR	General Season		4	0	3	1	0	n/a	n/a	n/a	n/a	n/a	n/a	0.00	n/a	n/a	0.00	n/a	n/a
BROWN BEAR	General Season		16	1	10	4	1	n/a	n/a	n/a	n/a	n/a	n/a	n/a	n/a	n/a	n/a	n/a	n/a
BROWN BEAR	Registration	NWBB	0	0	0	0	0	n/a	n/a	n/a	n/a	n/a	0.00	0.00	0.00	0.00	0.00	n/a	n/a
CARIBOU	General Season		2	0	2	0	0	n/a	n/a	n/a	n/a	n/a	n/a	0.00	n/a	0.00	0.00	n/a	n/a
LYNX	Hunting/Trapping		35	31	4	0	0	n/a	n/a	n/a	n/a	n/a	n/a	n/a	n/a	0.00	0.00	n/a	n/a
MARTEN	Trapping		n/a	n/a	n/a	n/a	n/a	n/a	n/a	n/a	n/a	n/a	n/a	n/a	n/a	n/a	n/a	n/a	n/a
MOOSE	General Season		143	38	78	25	2	125	10	90	22	3	53.36	79.17	46.43	53.19	40.00	1874	6.99
MOOSE	Federal	RM891	12	12	0	0	0	2	2	0	0	0	85.71	85.71	0.00	0.00	0.00	89	6.36
OTTER	Trapping		4	4	0	0	0	n/a	n/a	n/a	n/a	n/a	n/a	n/a	0.00	0.00	0.00	n/a	n/a
SHEEP	General Season		17	2	9	6	0	30	3	23	3	1	36.17	40.00	28.13	66.67	0.00	321	6.83
SHEEP	Subsistence		5	5	0	0	0	0	0	0	0	0	100.00	100.00	0.00	0.00	0.00	n/a	n/a
SHEEP	Federal	RS424	0	0	0	0	0	4	4	0	0	0	0.00	0.00	0.00	0.00	0.00	27	6.75
WOLF	Hunting/Trapping		88	63	18	1	6	n/a	n/a	n/a	n/a	n/a	n/a	n/a	n/a	n/a	n/a	n/a	n/a
WOLVERINE	Hunting/Trapping		29	20	7	0	2	n/a	n/a	n/a	n/a	n/a	n/a	n/a	n/a	0.00	n/a	n/a	n/a

1994-95 HUNTER INFORMATION BY UNIT/SUBUNIT: UNIT 24

SPECIES	TYPE	HUNT	SUCCESSFUL HUNTERS TOTAL	UNIT RES	OTHER STATE RES	NON-RES	UNKN. RES	UNSUCCESSFUL HUNTERS TOTAL	UNIT RES	OTHER STATE RES	NON-RES	UNKN. RES
UNIT 24 TOTALS FOR SPECIES AND HUNT TYPE												
BEAVER	Trapping		147	124	0	0	23	n/a	n/a	n/a	n/a	n/a
BLACK BEAR	General Season		4	0	3	1	0	n/a	n/a	n/a	n/a	n/a
BROWN BEAR	General Season		16	1	10	4	1	n/a	n/a	n/a	n/a	n/a
BROWN BEAR	Registration		0	0	0	0	0	n/a	n/a	n/a	n/a	n/a
CARIBOU	General Season		2	0	2	0	0	n/a	n/a	n/a	n/a	n/a
LYNX	Hunting/Trapping		35	31	4	0	0	n/a	n/a	n/a	n/a	n/a
MARTEN	Trapping		n/a	n/a	n/a	n/a	n/a	n/a	n/a	n/a	n/a	n/a
MOOSE	Federal		12	12	0	0	0	2	2	0	0	0
MOOSE	General Season		143	38	78	25	2	125	10	90	22	3
OTTER	Trapping		4	4	0	0	0	n/a	n/a	n/a	n/a	n/a
SHEEP	Federal		0	0	0	0	0	4	4	0	0	0
SHEEP	General Season		17	2	9	6	0	30	3	23	3	1
SHEEP	Subsistence		5	5	0	0	0	0	0	0	0	0
WOLF	Hunting/Trapping		88	63	18	1	6	n/a	n/a	n/a	n/a	n/a
WOLVERINE	Hunting/Trapping		29	20	7	0	2	n/a	n/a	n/a	n/a	n/a
UNIT 24 TOTALS												
BEAVER	**TOTAL UNIT**		147	124	0	0	23	n/a	n/a	n/a	n/a	n/a
BLACK BEAR	**TOTAL UNIT**		4	0	3	1	0	n/a	n/a	n/a	n/a	n/a
BROWN BEAR	**TOTAL UNIT**		16	1	10	4	1	n/a	n/a	n/a	n/a	n/a
CARIBOU	**TOTAL UNIT**		2	0	2	0	0	n/a	n/a	n/a	n/a	n/a
LYNX	**TOTAL UNIT**		35	31	4	0	0	n/a	n/a	n/a	n/a	n/a
MARTEN	**TOTAL UNIT**		n/a	n/a	n/a	n/a	n/a	n/a	n/a	n/a	n/a	n/a
MOOSE	**TOTAL UNIT**		155	50	78	25	2	127	12	90	22	3
OTTER	**TOTAL UNIT**		4	4	0	0	0	n/a	n/a	n/a	n/a	n/a
SHEEP	**TOTAL UNIT**		22	7	9	6	0	34	7	23	3	1
WOLF	**TOTAL UNIT**		88	63	18	1	6	n/a	n/a	n/a	n/a	n/a
WOLVERINE	**TOTAL UNIT**		29	20	7	0	2	n/a	n/a	n/a	n/a	n/a

1994-95 HUNTER INFORMATION BY UNIT/SUBUNIT: UNIT 25

SPECIES	TYPE	HUNT	SUCCESSFUL HUNTERS TOTAL	SUCCESSFUL HUNTERS UNIT RES	SUCCESSFUL HUNTERS OTHER STATE RES	SUCCESSFUL HUNTERS NON-RES	SUCCESSFUL HUNTERS UNKN. RES	UNSUCCESSFUL HUNTERS TOTAL	UNSUCCESSFUL HUNTERS UNIT RES	UNSUCCESSFUL HUNTERS OTHER STATE RES	UNSUCCESSFUL HUNTERS NON-RES	UNSUCCESSFUL HUNTERS UNKN. RES	PERCENT SUCCESSFUL TOTAL	PERCENT SUCCESSFUL UNIT RES	PERCENT SUCCESSFUL OTHER STATE RES	PERCENT SUCCESSFUL NON-RES	PERCENT SUCCESSFUL UNKN. RES	EFFORT TOTAL HUNTER DAYS	EFFORT AVG HUNTER EFFORT
Unit/Subunit 25A																			
BEAVER	Trapping		14	8	6	0	0	n/a	n/a	n/a	n/a	n/a	n/a	n/a	n/a	0.00	0.00	n/a	n/a
BLACK BEAR	General Season		n/a	n/a	n/a	n/a	n/a	n/a	n/a	n/a	n/a	n/a	n/a	n/a	n/a	n/a	n/a	n/a	n/a
BROWN BEAR	General Season		14	0	9	5	0	n/a	n/a	n/a	n/a	n/a	n/a	0.00	n/a	n/a	0.00	n/a	n/a
CARIBOU	General Season		36	1	21	14	0	13	4	5	4	0	73.47	20.00	80.77	77.78	0.00	302	6.16
LYNX	Hunting/Trapping		6	1	5	0	0	n/a	n/a	n/a	n/a	n/a	n/a	n/a	n/a	0.00	0.00	n/a	n/a
MARTEN	Trapping		n/a	n/a	n/a	n/a	n/a	n/a	n/a	n/a	n/a	n/a	n/a	n/a	n/a	n/a	n/a	n/a	n/a
MOOSE	General Season		24	1	14	8	1	20	2	13	5	0	54.55	33.33	51.85	61.54	100.00	300	6.82
OTTER	Trapping		1	1	0	0	0	n/a	n/a	n/a	n/a	n/a	n/a	n/a	0.00	0.00	0.00	n/a	n/a
SHEEP	General Season		10	0	2	8	0	22	0	14	7	1	31.25	0.00	12.50	53.33	0.00	209	6.53
SHEEP	Registration	RS595	0	0	0	0	0	0	0	0	0	0	0.00	0.00	0.00	0.00	0.00	n/a	n/a
SHEEP	Federal	RS598	n/a	n/a	n/a	n/a	n/a	n/a	n/a	n/a	n/a	n/a	n/a	n/a	n/a	n/a	n/a	n/a	n/a
SHEEP	**TOTAL SUBUNIT**		10	0	2	8	0	22	0	14	7	1							
WOLF	Hunting/Trapping		17	16	1	0	0	n/a	n/a	n/a	n/a	n/a	n/a	n/a	n/a	0.00	0.00	n/a	n/a
WOLVERINE	Hunting/Trapping		25	22	3	0	0	n/a	n/a	n/a	n/a	n/a	n/a	n/a	n/a	0.00	0.00	n/a	n/a
Unit/Subunit 25B																			
BEAVER	Trapping		38	30	7	1	0	n/a	n/a	n/a	n/a	n/a	n/a	n/a	n/a	n/a	0.00	n/a	n/a
BLACK BEAR	General Season		n/a	n/a	n/a	n/a	n/a	n/a	n/a	n/a	n/a	n/a	n/a	n/a	n/a	n/a	n/a	n/a	n/a
BROWN BEAR	General Season		1	1	0	0	0	n/a	n/a	n/a	n/a	n/a	n/a	n/a	0.00	0.00	0.00	n/a	n/a
CARIBOU	General Season		2	1	1	0	0	1	1	0	0	0	66.67	50.00	100.00	0.00	0.00	5	1.67
LYNX	Hunting/Trapping		69	50	18	0	1	n/a	n/a	n/a	n/a	n/a	n/a	n/a	n/a	0.00	n/a	n/a	n/a
MARTEN	Trapping		n/a	n/a	n/a	n/a	n/a	n/a	n/a	n/a	n/a	n/a	n/a	n/a	n/a	n/a	n/a	n/a	n/a
MOOSE	General Season		33	6	19	5	3	64	5	39	14	6	34.02	54.55	32.76	26.32	33.33	789	8.13
OTTER	Trapping		4	2	2	0	0	n/a	n/a	n/a	n/a	n/a	n/a	n/a	n/a	0.00	0.00	n/a	n/a
SHEEP	General Season		1	0	0	1	0	6	0	5	1	0	14.29	0.00	0.00	50.00	0.00	46	6.57
WOLF	Hunting/Trapping		15	9	6	0	0	n/a	n/a	n/a	n/a	n/a	n/a	n/a	n/a	0.00	0.00	n/a	n/a
WOLVERINE	Hunting/Trapping		18	7	11	0	0	n/a	n/a	n/a	n/a	n/a	n/a	n/a	n/a	0.00	0.00	n/a	n/a
Unit/Subunit 25C																			
BEAVER	Trapping		1	1	0	0	0	n/a	n/a	n/a	n/a	n/a	n/a	n/a	0.00	0.00	0.00	n/a	n/a
BLACK BEAR	General Season		3	0	2	1	0	n/a	n/a	n/a	n/a	n/a	n/a	0.00	n/a	n/a	0.00	n/a	n/a
BROWN BEAR	General Season		1	0	0	1	0	n/a	n/a	n/a	n/a	n/a	n/a	0.00	0.00	n/a	0.00	n/a	n/a
CARIBOU	General Season		13	12	1	0	0	n/a	n/a	n/a	n/a	n/a	n/a	n/a	n/a	0.00	0.00	n/a	n/a
CARIBOU	Federal	RC825	0	0	0	0	0	1	1	0	0	0	0.00	0.00	0.00	0.00	0.00	4	4.00
CARIBOU	Registration	RC865	18	8	10	0	0	180	29	149	0	2	9.09	21.62	6.29	0.00	0.00	949	4.79
CARIBOU	Drawing	DC877	1	0	1	0	0	7	0	7	0	0	12.50	0.00	12.50	0.00	0.00	24	3.00
CARIBOU	Drawing	DC878	0	0	0	0	0	4	0	4	0	0	0.00	0.00	0.00	0.00	0.00	28	7.00
CARIBOU	**TOTAL SUBUNIT**		32	20	12	0	0	192	30	160	0	2							
LYNX	Hunting/Trapping		5	5	0	0	0	n/a	n/a	n/a	n/a	n/a	n/a	n/a	0.00	0.00	0.00	n/a	n/a
MARTEN	Trapping		n/a	n/a	n/a	n/a	n/a	n/a	n/a	n/a	n/a	n/a	n/a	n/a	n/a	n/a	n/a	n/a	n/a
MOOSE	General Season		55	2	43	9	1	171	17	141	12	1	24.34	10.53	23.37	42.86	50.00	1319	5.84
OTTER	Trapping		0	0	0	0	0	n/a	n/a	n/a	n/a	n/a	0.00	0.00	0.00	0.00	0.00	n/a	n/a
SHEEP	General Season		2	0	2	0	0	20	1	18	0	1	9.09	0.00	10.00	0.00	0.00	86	3.91
WOLF	Hunting/Trapping		13	3	9	0	1	n/a	n/a	n/a	n/a	n/a	n/a	n/a	n/a	0.00	n/a	n/a	n/a
WOLVERINE	Hunting/Trapping		3	1	2	0	0	n/a	n/a	n/a	n/a	n/a	n/a	n/a	n/a	0.00	0.00	n/a	n/a

1994-95 HUNTER INFORMATION BY UNIT/SUBUNIT: UNIT 25

SPECIES	TYPE	HUNT	SUCCESSFUL HUNTERS TOTAL	SUCCESSFUL HUNTERS UNIT RES	SUCCESSFUL HUNTERS OTHER STATE RES	SUCCESSFUL HUNTERS NON-RES	SUCCESSFUL HUNTERS UNKN. RES	UNSUCCESSFUL HUNTERS TOTAL	UNSUCCESSFUL HUNTERS UNIT RES	UNSUCCESSFUL HUNTERS OTHER STATE RES	UNSUCCESSFUL HUNTERS NON-RES	UNSUCCESSFUL HUNTERS UNKN. RES	PERCENT SUCCESSFUL TOTAL	PERCENT SUCCESSFUL UNIT RES	PERCENT SUCCESSFUL OTHER STATE RES	PERCENT SUCCESSFUL NON-RES	PERCENT SUCCESSFUL UNKN. RES	EFFORT TOTAL HUNTER DAYS	EFFORT AVG. HUNTER EFFORT
Unit/Subunit 25D																			
BEAVER	Trapping		83	63	20	0	0	n/a	n/a	n/a	n/a	n/a	n/a	n/a	n/a	0.00	0.00	n/a	n/a
BLACK BEAR	General Season		n/a	n/a	n/a	n/a	n/a	n/a	n/a	n/a	n/a	n/a	n/a	n/a	n/a	n/a	n/a	n/a	n/a
BROWN BEAR	General Season		2	2	0	0	0	n/a	n/a	n/a	n/a	n/a	n/a	n/a	0.00	0.00	0.00	n/a	n/a
CARIBOU	General Season		0	0	0	0	0	2	0	2	0	0	0.00	0.00	0.00	0.00	0.00	7	3.50
CARIBOU	Federal	RC825	0	0	0	0	0	1	1	0	0	0	0.00	0.00	0.00	0.00	0.00	99	99.00
CARIBOU	**TOTAL SUBUNIT**		0	0	0	0	0	3	1	2	0	0							
LYNX	Hunting/Trapping		186	179	7	0	0	n/a	n/a	n/a	n/a	n/a	n/a	n/a	n/a	0.00	0.00	n/a	n/a
MARTEN	Trapping		n/a	n/a	n/a	n/a	n/a	n/a	n/a	n/a	n/a	n/a	n/a	n/a	n/a	n/a	n/a	n/a	n/a
MOOSE	General Season		27	16	9	0	2	63	29	31	3	0	30.00	35.56	22.50	0.00	100.00	472	5.24
MOOSE	Tier II	TM940	10	5	5	0	0	30	15	15	0	0	25.00	25.00	25.00	0.00	0.00	204	5.10
MOOSE	Federal	RM945	2	2	0	0	0	2	2	0	0	0	50.00	50.00	0.00	0.00	0.00	17	4.25
MOOSE	**TOTAL SUBUNIT**		39	23	14	0	2	95	46	46	3	0							
OTTER	Trapping		1	1	0	0	0	n/a	n/a	n/a	n/a	n/a	n/a	n/a	0.00	0.00	0.00	n/a	n/a
SHEEP	General Season		1	0	1	0	0	3	0	3	0	0	25.00	0.00	25.00	0.00	0.00	26	6.50
WOLF	Hunting/Trapping		32	12	20	0	0	n/a	n/a	n/a	n/a	n/a	n/a	n/a	n/a	0.00	0.00	n/a	n/a
WOLVERINE	Hunting/Trapping		9	5	4	0	0	n/a	n/a	n/a	n/a	n/a	n/a	n/a	n/a	0.00	0.00	n/a	n/a
Unit/Subunit 25Z																			
CARIBOU	Federal	RC825	0	0	0	0	0	1	1	0	0	0	0.00	0.00	0.00	0.00	0.00	0	0.00
MOOSE	General Season		3	1	2	0	0	10	4	4	2	0	23.08	20.00	33.33	0.00	0.00	85	6.54
MOOSE	Federal	RM945	0	0	0	0	0	2	1	1	0	0	0.00	0.00	0.00	0.00	0.00	15	7.50
MOOSE	**TOTAL SUBUNIT**		3	1	2	0	0	12	5	5	2	0							
SHEEP	General Season		1	0	1	0	0	2	0	1	1	0	33.33	0.00	50.00	0.00	0.00	24	8.00

1994-95 HUNTER INFORMATION BY UNIT/SUBUNIT: UNIT 25

SPECIES	TYPE	HUNT	SUCCESSFUL HUNTERS TOTAL	UNIT RES	OTHER STATE RES	NON-RES	UNKN. RES	UNSUCCESSFUL HUNTERS TOTAL	UNIT RES	OTHER STATE RES	NON-RES	UNKN. RES
UNIT 25 TOTALS FOR SPECIES AND HUNT TYPE												
BEAVER	Trapping		136	102	33	1	0	n/a	n/a	n/a	n/a	n/a
BLACK BEAR	General Season		3	0	2	1	0	n/a	n/a	n/a	n/a	n/a
BROWN BEAR	General Season		18	3	9	6	0	n/a	n/a	n/a	n/a	n/a
CARIBOU	Drawing		1	0	1	0	0	11	0	11	0	0
CARIBOU	Federal		0	0	0	0	0	3	3	0	0	0
CARIBOU	General Season		51	14	23	14	0	16	5	7	4	n/a
CARIBOU	Registration		18	8	10	0	0	180	29	149	0	2
LYNX	Hunting/Trapping		266	235	30	0	1	n/a	n/a	n/a	n/a	n/a
MARTEN	Trapping		n/a	n/a	n/a	n/a	n/a	n/a	n/a	n/a	n/a	n/a
MOOSE	Federal		2	2	0	0	0	4	3	1	0	0
MOOSE	General Season		142	26	87	22	7	328	57	228	36	7
MOOSE	Tier II		10	5	5	0	0	30	15	15	0	0
OTTER	Trapping		6	4	2	0	0	n/a	n/a	n/a	n/a	n/a
SHEEP	Federal		0	0	0	0	0	0	0	0	0	0
SHEEP	General Season		15	0	6	9	0	53	1	41	9	2
SHEEP	Registration		0	0	0	0	0	0	0	0	0	0
WOLF	Hunting/Trapping		77	40	36	0	1	n/a	n/a	n/a	n/a	n/a
WOLVERINE	Hunting/Trapping		55	35	20	0	0	n/a	n/a	n/a	n/a	n/a
UNIT 25 TOTALS												
BEAVER	**TOTAL UNIT**		136	102	33	1	0	n/a	n/a	n/a	n/a	n/a
BLACK BEAR	**TOTAL UNIT**		3	0	2	1	0	n/a	n/a	n/a	n/a	n/a
BROWN BEAR	**TOTAL UNIT**		18	3	9	6	0	n/a	n/a	n/a	n/a	n/a
CARIBOU	**TOTAL UNIT**		70	22	34	14	0	210	37	167	4	2
LYNX	**TOTAL UNIT**		266	235	30	0	1	n/a	n/a	n/a	n/a	n/a
MARTEN	**TOTAL UNIT**		n/a	n/a	n/a	n/a	n/a	n/a	n/a	n/a	n/a	n/a
MOOSE	**TOTAL UNIT**		154	33	92	22	7	362	75	244	36	7
OTTER	**TOTAL UNIT**		6	4	2	0	0	n/a	n/a	n/a	n/a	n/a
SHEEP	**TOTAL UNIT**		15	0	6	9	0	53	1	41	9	2
WOLF	**TOTAL UNIT**		77	40	36	0	1	n/a	n/a	n/a	n/a	n/a
WOLVERINE	**TOTAL UNIT**		55	35	20	0	0	n/a	n/a	n/a	n/a	n/a

1994-95 HUNTER INFORMATION BY UNIT/SUBUNIT: UNIT 26

SPECIES	TYPE	HUNT	SUCCESSFUL HUNTERS TOTAL	SUCCESSFUL HUNTERS UNIT RES	SUCCESSFUL HUNTERS OTHER STATE RES	SUCCESSFUL HUNTERS NON-RES	SUCCESSFUL HUNTERS UNKN. RES	UNSUCCESSFUL HUNTERS TOTAL	UNSUCCESSFUL HUNTERS UNIT RES	UNSUCCESSFUL HUNTERS OTHER STATE RES	UNSUCCESSFUL HUNTERS NON-RES	UNSUCCESSFUL HUNTERS UNKN. RES	PERCENT SUCCESSFUL TOTAL	PERCENT SUCCESSFUL UNIT RES	PERCENT SUCCESSFUL OTHER STATE RES	PERCENT SUCCESSFUL NON-RES	PERCENT SUCCESSFUL UNKN. RES	EFFORT TOTAL HUNTER DAYS	EFFORT AVG. HUNTER EFFORT
Unit/Subunit 26A																			
BLACK BEAR	General Season		0	0	0	0	0	n/a	n/a	n/a	n/a	n/a	0.00	0.00	0.00	0.00	0.00	n/a	n/a
BROWN BEAR	General Season		5	0	5	0	0	n/a	n/a	n/a	n/a	n/a	n/a	0.00	n/a	0.00	0.00	n/a	n/a
BROWN BEAR	Drawing	DB985	6	0	0	6	0	1	0	0	1	0	85.71	0.00	0.00	85.71	0.00	n/a	n/a
BROWN BEAR	Drawing	DB986	5	0	0	5	0	2	0	0	2	0	71.43	0.00	0.00	71.43	0.00	n/a	n/a
BROWN BEAR	Drawing	DB995	3	0	0	3	0	0	0	0	0	0	100.00	0.00	0.00	100.00	0.00	8	2.67
BROWN BEAR	Drawing	DB996	1	0	0	1	0	0	0	0	0	0	100.00	0.00	0.00	100.00	0.00	6	6.00
BROWN BEAR	Registration	NWBB	0	0	0	0	0	n/a	n/a	n/a	n/a	n/a	0.00	0.00	0.00	0.00	0.00	n/a	n/a
BROWN BEAR	**TOTAL SUBUNIT**		20	0	5	15	0	3	0	0	3	0							
CARIBOU	General Season		n/a	n/a	n/a	n/a	n/a	n/a	n/a	n/a	n/a	n/a	n/a	n/a	n/a	n/a	n/a	n/a	n/a
LYNX	Hunting/Trapping		0	0	0	0	0	n/a	n/a	n/a	n/a	n/a	0.00	0.00	0.00	0.00	0.00	n/a	n/a
MOOSE	General Season		41	9	8	24	0	27	5	12	10	0	60.29	64.29	40.00	70.59	0.00	429	6.31
OTTER	Trapping		0	0	0	0	0	n/a	n/a	n/a	n/a	n/a	0.00	0.00	0.00	0.00	0.00	n/a	n/a
SHEEP	General Season		12	0	4	8	0	15	0	12	3	0	44.44	0.00	25.00	72.73	0.00	141	5.22
WOLF	Hunting/Trapping		46	25	16	4	1	n/a	n/a	n/a	n/a	n/a	n/a	n/a	n/a	n/a	n/a	n/a	n/a
WOLVERINE	Hunting/Trapping		16	11	1	4	0	n/a	n/a	n/a	n/a	n/a	n/a	n/a	n/a	n/a	0.00	n/a	n/a
Unit/Subunit 26B																			
BLACK BEAR	General Season		n/a	n/a	n/a	n/a	n/a	n/a	n/a	n/a	n/a	n/a	n/a	n/a	n/a	n/a	n/a	n/a	n/a
BROWN BEAR	General Season		1	0	1	0	0	n/a	n/a	n/a	n/a	n/a	n/a	0.00	n/a	0.00	0.00	n/a	n/a
BROWN BEAR	General Season		8	0	8	0	0	n/a	n/a	n/a	n/a	n/a	n/a	0.00	n/a	0.00	0.00	n/a	n/a
BROWN BEAR	Drawing	DB987	3	0	0	3	0	0	0	0	0	0	100.00	0.00	0.00	100.00	0.00	14	4.67
BROWN BEAR	**TOTAL SUBUNIT**		12	0	9	3	0	0	0	0	0	0							
CARIBOU	General Season		317	1	244	69	3	266	0	254	12	0	54.37	100.00	49.00	85.19	100.00	2828	4.85
LYNX	Hunting/Trapping		3	0	3	0	0	n/a	n/a	n/a	n/a	n/a	n/a	0.00	n/a	0.00	0.00	n/a	n/a
MOOSE	General Season		37	0	21	16	0	50	0	32	15	3	42.53	0.00	39.62	51.61	0.00	521	5.99
MUSKOX	Tier II	TX110	0	0	0	0	0	1	1	0	0	0	0.00	0.00	0.00	0.00	0.00	2	2.00
OTTER	Trapping		0	0	0	0	0	n/a	n/a	n/a	n/a	n/a	0.00	0.00	0.00	0.00	0.00	n/a	n/a
SHEEP	General Season		50	0	34	15	1	117	0	106	8	3	29.94	0.00	24.29	65.22	25.00	900	5.39
SHEEP	Federal	RS699	2	0	2	0	0	0	0	0	0	0	100.00	0.00	100.00	0.00	0.00	13	6.50
SHEEP	**TOTAL SUBUNIT**		52	0	36	15	1	117	0	106	8	3							
WOLF	Hunting/Trapping		18	2	13	3	0	n/a	n/a	n/a	n/a	n/a	n/a	n/a	n/a	n/a	0.00	n/a	n/a
WOLVERINE	Hunting/Trapping		8	2	5	1	0	n/a	n/a	n/a	n/a	n/a	n/a	n/a	n/a	n/a	0.00	n/a	n/a
Unit/Subunit 26C																			
BLACK BEAR	General Season		n/a	n/a	n/a	n/a	n/a	n/a	n/a	n/a	n/a	n/a	n/a	n/a	n/a	n/a	n/a	n/a	n/a
BROWN BEAR	General Season		4	0	2	2	0	n/a	n/a	n/a	n/a	n/a	n/a	0.00	n/a	n/a	0.00	n/a	n/a
CARIBOU	General Season		9	1	5	3	0	5	1	2	2	0	64.29	50.00	71.43	60.00	0.00	91	6.50
LYNX	Hunting/Trapping		0	0	0	0	0	n/a	n/a	n/a	n/a	n/a	0.00	0.00	0.00	0.00	0.00	n/a	n/a
MOOSE	General Season		6	0	3	3	0	4	2	2	0	0	60.00	0.00	60.00	100.00	0.00	59	5.90
MUSKOX	Federal	RX113	7	6	1	0	0	1	1	0	0	0	87.50	85.71	100.00	0.00	0.00	19	2.38
OTTER	Trapping		0	0	0	0	0	n/a	n/a	n/a	n/a	n/a	0.00	0.00	0.00	0.00	0.00	n/a	n/a
SHEEP	General Season		66	1	41	20	4	36	0	35	1	0	64.71	100.00	53.95	95.24	100.00	512	5.02
SHEEP	Registration	RS595	0	0	0	0	0	0	0	0	0	0	0.00	0.00	0.00	0.00	0.00	0	0.00
SHEEP	Federal	RS598	4	4	0	0	0	0	0	0	0	0	100.00	100.00	0.00	0.00	0.00	28	7.00
SHEEP	**TOTAL SUBUNIT**		70	5	41	20	4	36	0	35	1	0							
WOLF	Hunting/Trapping		5	2	0	3	0	n/a	n/a	n/a	n/a	n/a	n/a	n/a	0.00	n/a	0.00	n/a	n/a

1994-95 HUNTER INFORMATION BY UNIT/SUBUNIT: UNIT 26

SPECIES	TYPE	HUNT	SUCCESSFUL HUNTERS TOTAL	UNIT RES	OTHER STATE RES	NON-RES	UNKN. RES	UNSUCCESSFUL HUNTERS TOTAL	UNIT RES	OTHER STATE RES	NON-RES	UNKN. RES	PERCENT SUCCESSFUL TOTAL	UNIT RES	OTHER STATE RES	NON-RES	UNKN. RES	EFFORT TOTAL HUNTER DAYS	EFFORT AVG. HUNTER EFFORT
Unit/Subunit 26Z																			
MOOSE	General Season		0	0	0	0	0	2	0	1	1	0	0.00	0.00	0.00	0.00	0.00	10	5.00
SHEEP	General Season		3	1	2	0	0	1	0	1	0	0	75.00	100.00	66.67	0.00	0.00	20	5.00

1994-95 HUNTER INFORMATION BY UNIT/SUBUNIT: UNIT 26

SPECIES	TYPE	HUNT	SUCCESSFUL HUNTERS TOTAL	UNIT RES	OTHER STATE RES	NON-RES	UNKN. RES	UNSUCCESSFUL HUNTERS TOTAL	UNIT RES	OTHER STATE RES	NON-RES	UNKN. RES
UNIT 26 TOTALS FOR SPECIES AND HUNT TYPE												
BLACK BEAR	General Season		n/a	n/a	n/a	n/a	n/a	n/a	n/a	n/a	n/a	n/a
BROWN BEAR	Drawing		18	0	0	18	0	3	0	0	3	0
BROWN BEAR	General Season		18	0	16	2	0	n/a	n/a	n/a	n/a	n/a
BROWN BEAR	Registration		0	0	0	0	0	0	0	0	0	0
CARIBOU	General Season		326	2	249	72	3	271	1	256	14	n/a
LYNX	Hunting/Trapping		3	0	3	0	0	n/a	n/a	n/a	n/a	n/a
MOOSE	General Season		84	9	32	43	0	83	7	47	26	3
MUSKOX	Federal		7	6	1	0	0	1	1	0	0	0
MUSKOX	Tier II		0	0	0	0	0	1	1	0	0	0
OTTER	Trapping		n/a	n/a	n/a	n/a	n/a	n/a	n/a	n/a	n/a	n/a
SHEEP	Federal		6	4	2	0	0	0	0	0	0	0
SHEEP	General Season		131	2	81	43	5	169	0	154	12	3
SHEEP	Registration		0	0	0	0	0	0	0	0	0	0
WOLF	Hunting/Trapping		69	29	29	10	1	n/a	n/a	n/a	n/a	n/a
WOLVERINE	Hunting/Trapping		24	13	6	5	0	n/a	n/a	n/a	n/a	n/a
UNIT 26 TOTALS												
BLACK BEAR	**TOTAL UNIT**		n/a	n/a	n/a	n/a	n/a	n/a	n/a	n/a	n/a	n/a
BROWN BEAR	**TOTAL UNIT**		36	0	16	20	0	3	0	0	3	0
CARIBOU	**TOTAL UNIT**		326	2	249	72	3	271	1	256	14	n/a
LYNX	**TOTAL UNIT**		3	0	3	0	0	n/a	n/a	n/a	n/a	n/a
MOOSE	**TOTAL UNIT**		84	9	32	43	0	83	7	47	26	3
MUSKOX	**TOTAL UNIT**		7	6	1	0	0	2	2	0	0	0
OTTER	**TOTAL UNIT**		n/a	n/a	n/a	n/a	n/a	n/a	n/a	n/a	n/a	n/a
SHEEP	**TOTAL UNIT**		137	6	83	43	5	169	0	154	12	3
WOLF	**TOTAL UNIT**		69	29	29	10	1	n/a	n/a	n/a	n/a	n/a
WOLVERINE	**TOTAL UNIT**		24	13	6	5	0	n/a	n/a	n/a	n/a	n/a

1994-95 HUNTER INFORMATION BY UNIT/SUBUNIT: UNIT 27 (UNKNOWNS)

SPECIES	TYPE	HUNT	SUCCESSFUL HUNTERS TOTAL	UNIT RES	OTHER STATE RES	NON-RES	UNKN. RES	UNSUCCESSFUL HUNTERS TOTAL	UNIT RES	OTHER STATE RES	NON-RES	UNKN. RES	PERCENT SUCCESSFUL TOTAL	UNIT RES	OTHER STATE RES	NON-RES	UNKN. RES	EFFORT TOTAL HUNTER DAYS	EFFORT AVG. HUNTER EFFORT
Unit/Subunit 27Z																			
DEER	General Season		83	0	77	0	6	83	0	73	0	10	50.00	0.00	51.33	0.00	37.50	n/a	n/a
DEER	Federal	RD701	1	0	1	0	0	0	0	0	0	0	100.00	0.00	100.00	0.00	0.00	1	1.00
MOOSE	General Season		29	0	17	12	0	302	0	240	50	12	8.76	0.00	6.61	19.35	0.00	1834	5.54
SHEEP	General Season		3	0	1	2	0	30	0	23	6	1	9.09	0.00	4.17	25.00	0.00	204	6.18
UNIT 27 TOTALS FOR SPECIES AND HUNT TYPE																			
DEER	Federal		1	0	1	0	0	0	0	0	0	0							
DEER	General Season		83	0	77	0	6	83	0	73	0	10							
MOOSE	General Season		29	0	17	12	0	302	0	240	50	12							
SHEEP	General Season		3	0	1	2	0	30	0	23	6	1							
UNIT 27 TOTALS																			
DEER	**TOTAL UNIT**		84	0	78	0	6	83	0	73	0	10							
MOOSE	**TOTAL UNIT**		29	0	17	12	0	302	0	240	50	12							
SHEEP	**TOTAL UNIT**		3	0	1	2	0	30	0	23	6	1							

1994-95 HUNTER INFORMATION BY UNIT/SUBUNIT: STATEWIDE

SPECIES	TYPE	HUNT	SUCCESSFUL HUNTERS TOTAL	UNIT RES	OTHER STATE RES	NON-RES	UNKN. RES	UNSUCCESSFUL HUNTERS TOTAL	UNIT RES	OTHER STATE RES	NON-RES	UNKN. RES
STATEWIDE TOTALS FOR SPECIES AND HUNT TYPE												
BEAVER	Trapping		3227	2421	487	2	317	n/a	n/a	n/a	n/a	n/a
BISON	Drawing		60	9	51	0	0	11	1	10	0	0
BLACK BEAR	General Season		1748	700	539	472	37	n/a	n/a	n/a	n/a	n/a
BROWN BEAR	Drawing		154	6	63	84	1	166	14	112	40	0
BROWN BEAR	General Season		491	91	176	214	10	n/a	n/a	n/a	n/a	n/a
BROWN BEAR	Registration		206	40	34	129	3	488	193	174	80	41
CARIBOU	Drawing		48	14	33	1	0	140	38	101	0	1
CARIBOU	Federal		281	241	40	0	0	829	800	29	0	0
CARIBOU	General Season		523	144	284	92	3	296	8	270	18	0
CARIBOU	Registration		579	210	358	11	0	2603	1143	1443	8	9
CARIBOU	Tier II		3103	185	2918	0	0	2584	387	2197	0	0
DEER	Federal		1	0	1	0	0	0	0	0	0	0
DEER	General Season		11505	6132	4994	373	6	4610	2739	1602	259	10
DEER	Registration		160	157	2	1	0	410	398	11	1	0
ELK	Drawing		66	51	15	0	0	148	63	83	2	0
ELK	Registration		19	10	7	2	0	150	79	63	5	3
LYNX	Hunting/Trapping		772	624	121	1	26	n/a	n/a	n/a	n/a	n/a
MARTEN	Trapping		2515	2011	305	0	199	n/a	n/a	n/a	n/a	n/a
MOOSE	Drawing		528	392	128	4	4	406	297	106	2	1
MOOSE	Federal		52	47	5	0	0	414	333	81	0	0
MOOSE	General Season		5959	2566	2296	959	138	19674	10095	7994	1285	300
MOOSE	Registration		388	296	77	14	1	1667	1346	293	23	5
MOOSE	Tier II		189	124	65	0	0	316	249	67	0	0
MT. GOAT	Drawing		112	37	64	11	0	197	52	142	2	1
MT. GOAT	Federal		3	3	0	0	0	1	1	0	0	0
MT. GOAT	Registration		337	148	117	72	0	715	387	297	30	1
MT. GOAT	Tier II		27	21	6	0	0	39	22	17	0	0
MUSKOX	Drawing		20	0	18	2	0	0	0	0	0	0
MUSKOX	Federal		7	6	1	0	0	1	1	0	0	0
MUSKOX	Registration		5	5	0	0	0	0	0	0	0	0
MUSKOX	Tier II		0	0	0	0	0	1	1	0	0	0
OTTER	Trapping		1225	1015	146	0	64	n/a	n/a	n/a	n/a	n/a
SHEEP	Drawing		140	71	52	15	2	280	180	93	6	1
SHEEP	Federal		6	4	2	0	0	4	4	0	0	0
SHEEP	General Season		883	95	435	332	21	1985	367	1435	162	21
SHEEP	Registration		0	0	0	0	0	0	0	0	0	0
SHEEP	Subsistence		5	5	0	0	0	0	0	0	0	0
WOLF	Hunting/Trapping		1320	721	468	50	81	n/a	n/a	n/a	n/a	n/a
WOLVERINE	Hunting/Trapping		551	284	230	13	24	n/a	n/a	n/a	n/a	n/a

1994-95 HUNTER INFORMATION BY UNIT/SUBUNIT:STATEWIDE

SPECIES	TYPE	HUNT	SUCCESSFUL HUNTERS TOTAL	SUCCESSFUL HUNTERS UNIT RES	SUCCESSFUL HUNTERS OTHER STATE RES	SUCCESSFUL HUNTERS NON-RES	SUCCESSFUL HUNTERS UNKN. RES	UNSUCCESSFUL HUNTERS TOTAL	UNSUCCESSFUL HUNTERS UNIT RES	UNSUCCESSFUL HUNTERS TOTAL STATE RES	UNSUCCESSFUL HUNTERS NON-RES	UNSUCCESSFUL HUNTERS UNKN. RES
STATEWIDE TOTALS FOR SPECIES												
BEAVER	**TOTAL STATEWIDE**		3227	2421	487	2	317	n/a	n/a	n/a	n/a	n/a
BISON	**TOTAL STATEWIDE**		60	9	51	0	0	11	1	10	0	0
BLACK BEAR	**TOTAL STATEWIDE**		1748	700	539	472	37	n/a	n/a	n/a	n/a	n/a
BROWN BEAR	**TOTAL STATEWIDE**		851	137	273	427	14	654	207	286	120	41
CARIBOU	**TOTAL STATEWIDE**		4534	794	3633	104	3	6452	2376	4040	26	10
DEER	**TOTAL STATEWIDE**		11666	6289	4997	374	6	5020	3137	1613	260	10
ELK	**TOTAL STATEWIDE**		85	61	22	2	0	298	142	146	7	3
LYNX	**TOTAL STATEWIDE**		772	624	121	1	26	n/a	n/a	n/a	n/a	n/a
MARTEN	**TOTAL STATEWIDE**		2515	2011	305	0	199	n/a	n/a	n/a	n/a	n/a
MOOSE	**TOTAL STATEWIDE**		7116	3425	2571	977	143	22477	12320	8541	1310	306
MT. GOAT	**TOTAL STATEWIDE**		479	209	187	83	0	952	462	456	32	2
MUSKOX	**TOTAL STATEWIDE**		32	11	19	2	0	2	2	0	0	0
OTTER	**TOTAL STATEWIDE**		1225	1015	146	0	64	n/a	n/a	n/a	n/a	n/a
SHEEP	**TOTAL STATEWIDE**		1034	175	489	347	23	2269	551	1528	168	22
WOLF	**TOTAL STATEWIDE**		1320	721	468	50	81	n/a	n/a	n/a	n/a	n/a
WOLVERINE	**TOTAL STATEWIDE**		551	284	230	13	24	n/a	n/a	n/a	n/a	n/a



1994-95 SUBSISTENCE HUNTS, HARVEST INFORMATION

GMU	TYPE	HUNT	TOTAL HARVEST	SEX			UNREPORTED ILLEGAL	AVERAGE HORN LGTH. / ANTLER WIDTH	COMMENTS
				MALE	FEMALE	UNKNOWN			
BROWN BEAR									
09E	Registration	CBB	4	3	1	0	n/a		CBB = Chignik Brown Bear subsistence hunt, sealing not required
23	Registration	NWBB	2	1	0	1	n/a		Twenty-seven GMU 23 residents, 3 "other state residents", 10 GMU 24 residents and 5 GMU 26A residents registered for this hunt. Twelve hunters did not report (9 GMU 23, 1 GMU 24, 2 GMU 26A hunters). Two bears were harvested in this registration hunt; both were from GMU 23 and both were sealed. Brown bears taken in this hunt are not required to be sealed unless they are transported out of the management area. Successful/ unsuccessful status not applicable to this hunt
24	Registration	NWBB	0	0	0	0	n/a		NWBB = Northwest Brown Bear subsistence hunt. 10 GMU 24 Residents registered for this hunt. No harvest was reported in this unit. One hunter failed to report. Successful/unsuccessful status is not applicable in this hunt
26A	Registration	NWBB	0	0	0	0	n/a		NWBB = Northwest Brown Bear subsistence hunt. 5 GMU 26A residents registered for this hunt. No harvest was reported in 26A. Two hunters failed to report. Successful/unsuccessful status is not applicable to this hunt
17A	Registration	WBB	0	0	0	0	0		See comment for WBB, GMU 18
17B	Registration	WBB	0	0	0	0	0		See comment for WBB, GMU 18
18	Registration	WBB	1	1	0	0	n/a		WBB = Western Brown Bear subsistence hunt. Of the 47 individuals who registered for this hunt, only 9 reported having hunted. The remaining 38 did not hunt. 1 bear was taken in GMU 18 by a hunter from Goodnews Bay
19A	Registration	WBB	0	0	0	0	0		See comment for WBB, GMU 18
19B	Registration	WBB	0	0	0	0	0		See comment for WBB, GMU 18
	TOTAL REGISTRATION		7	5	1	1	0		
	TOTAL STATEWIDE		7	5	1	1	0		

1994-95 SUBSISTENCE HUNTS, HARVEST INFORMATION

GMU	TYPE	HUNT	TOTAL HARVEST	SEX MALE	SEX FEMALE	SEX UNKNOWN	UNREPORTED ILLEGAL	AVERAGE HORN LGTH./ ANTLER WIDTH	COMMENTS
CARIBOU									
12	Federal	RC412	24	24	0	0	n/a	n/a	Also see the Nelchina Herd Summary
13A	Federal	RC513	10	7	3	0	n/a	n/a	Also see the Nelchina Herd Summary
13B	Federal	RC513	156	130	26	0	n/a	n/a	Also see the Nelchina Herd Summary
13C	Federal	RC513	3	3	0	0	n/a	n/a	Also see the Nelchina Herd Summary
13D	Federal	RC513	0	0	0	0	n/a	n/a	Also see the Nelchina Herd Summary
13E	Federal	RC513	9	8	1	0	n/a	n/a	Also see the Nelchina Herd Summary
13Z	Federal	RC513	17	10	6	1	n/a	n/a	Also see the Nelchina Herd Summary
17A	Federal	RC717	7	4	3	0	n/a	n/a	Also see the Nushagak Herd Summary
17C	Federal	RC717	20	13	7	0	n/a	n/a	Also see the Nushagak Herd summary
17Z	Federal	RC717	4	4	0	0	n/a	n/a	Also see the Nushagak Herd summary
18	Federal	RC718	28	22	5	1	n/a	n/a	Also see the Kilbuck Herd summary
20E	Federal	RC820	3	3	0	0	n/a	n/a	Also see the Fortymile Herd summary.
25C	Federal	RC825	0	0	0	0	n/a	n/a	Also see the Fortymile Herd summary
25D	Federal	RC825	0	0	0	0	n/a	n/a	Also see the Fortymile Herd summary
25Z	Federal	RC825	0	0	0	0	n/a	n/a	Also see the Fortymile Herd summary
	TOTAL FEDERAL		281	228	51	2	n/a		
13A	Tier II	TC566	754	563	186	5	n/a	n/a	Also see the Nelchina Herd Summary
13B	Tier II	TC566	900	761	136	3	n/a	n/a	Also see the Nelchina Herd Summary
13C	Tier II	TC566	47	38	9	0	n/a	n/a	Also see the Nelchina Herd Summary
13D	Tier II	TC566	11	7	4	0	n/a	n/a	Also see the Nelchina Herd Summary
13E	Tier II	TC566	1071	697	369	5	n/a	n/a	Also see the Nelchina Herd Summary
13Z	Tier II	TC566	320	233	82	5	n/a	n/a	Also see the Nelchina Herd Summary
	TOTAL TIER II		3103	2299	786	18	n/a		
	TOTAL STATEWIDE		3384	2527	837	20	n/a		
DEER									
27Z	Federal	RD701	1	0	1	0	n/a	n/a	RD701 does not appear in the Federal Subsistence Regulation book. It is unknown where this hunt was held
	TOTAL STATEWIDE		1	0	1	0	n/a		
MOOSE									
01A	Federal	RM031	0	0	0	0	n/a	n/a	
01B	Federal	RM031	3	3	0	0	n/a	n/a	
01D	Federal	RM031	0	0	0	0	n/a	n/a	
09C	Federal	RM232	3	2	1	0	n/a	35.81	
13A	Federal	RM313	4	4	0	0	n/a	39.00	
13B	Federal	RM313	20	19	1	0	n/a	28.26	
13C	Federal	RM313	1	1	0	0	n/a	30.00	
13D	Federal	RM313	3	3	0	0	n/a	13.57	
13E	Federal	RM313	2	2	0	0	n/a	26.71	
13Z	Federal	RM313	0	0	0	0	n/a	n/a	

1994-95 SUBSISTENCE HUNTS, HARVEST INFORMATION

GMU	TYPE	HUNT	TOTAL HARVEST	SEX			UNREPORTED ILLEGAL	AVERAGE HORN LGTH./ ANTLER WIDTH	COMMENTS
				MALE	FEMALE	UNKNOWN			
MOOSE									
20F	Federal	RM790	1	1	0	0	n/a	57.00	
24	Federal	RM891	12	12	0	0	n/a	36.17	
05A	Federal	RM902	1	0	1	0	n/a	n/a	
25D	Federal	RM945	2	2	0	0	n/a	53.00	
25Z	Federal	RM945	0	0	0	0	n/a	n/a	
	TOTAL FEDERAL		52	49	3	0	n/a		
01D	Tier II	TM059	17	17	0	0	1	47.43	One moose killed and abandoned because it was not legal; this moose shown as unreported, and was male. The hunter is an unknown resident
15C	Tier II	TM549	1	1	0	0	n/a	51.88	
16B	Tier II	TM565	55	55	0	0	n/a	30.19	
16B	Tier II	TM567	39	39	0	0	n/a	36.80	
16B	Tier II	TM569	10	10	0	0	n/a	48.50	
19A	Tier II	TM684	7	7	0	0	n/a	51.00	
20B	Tier II	TM785	49	49	0	0	n/a	39.72	
20D	Tier II	TM787	1	1	0	0	n/a	n/a	
25D	Tier II	TM940	10	10	0	0	n/a	32.56	
	TOTAL TIER II		189	189	0	0	1		
	TOTAL STATEWIDE		241	238	3	0	1		
MT. GOAT									
06D	Federal	RG221	3	0	3	0	n/a	n/a	
07	Tier II	TG352	3	2	1	0	n/a	8.46	
15C	Tier II	TG363	9	7	2	0	n/a	8.64	
15C	Tier II	TG364	3	3	0	0	n/a	9.38	
15C	Tier II	TG365	12	9	3	0	n/a	8.85	
	TOTAL TIER II		27	21	6	0	n/a		
	TOTAL STATEWIDE		30	21	9	0	n/a		
MUSKOX									
26C	Federal	RX113	7	6	0	1	n/a		
26B	Tier II	TX110	0	0	0	0	0		Two permits issued
	TOTAL STATEWIDE		7	6	0	1	0		

1994-95 SUBSISTENCE HUNTS, HARVEST INFORMATION

GMU	TYPE	HUNT	TOTAL HARVEST	SEX			UNREPORTED ILLEGAL	AVERAGE HORN LGTH./ ANTLER WIDTH	COMMENTS
				MALE	FEMALE	UNKNOWN			
SHEEP									
24	Federal	RS424	0	0	0	0	n/a	n/a	
25A	Federal	RS598	n/a	n/a	n/a	n/a	n/a	n/a	No information available on this hunt. It is not known whether this hunt was cancelled, or whether it was held but no hunting effort occurred
26C	Federal	RS598	4	3	1	0	n/a	20.00	
26B	Federal	RS699	2	2	0	0	n/a	n/a	
	TOTAL FEDERAL		6	5	1	0	n/a		
24	Subsistence		11	6	5	0	n/a	n/a	Gates of the Arctic subsistence hunt. This is a multiple-bag limit hunt
	TOTAL STATEWIDE		17	11	6	0	n/a		

1994-95 SUBSISTENCE HUNTS, HUNTER INFORMATION

GMU	TYPE	HUNT	SUCCESSFUL HUNTERS TOTAL	UNIT RES	OTHER STATE RES	NON-RES	UNKN. RES	UNSUCCESSFUL HUNTERS TOTAL	UNIT RES	OTHER STATE RES	NON-RES	UNKN. RES	PERCENT SUCCESSFUL TOTAL	UNIT RES	OTHER STATE RES	NON-RES	UNKN. RES	EFFORT TOTAL HUNTER DAYS	EFFORT AVG. HUNTER EFFORT
BROWN BEAR																			
09E	Registration	CBB	4	4	0	0	0	1	1	0	0	0	80.00	80.00	0.00	0.00	0.00	n/a	n/a
23	Registration	NWBB	2	2	0	0	0	n/a	n/a	n/a	n/a	n/a	n/a	n/a	0.00	0.00	0.00	n/a	n/a
24	Registration	NWBB	0	0	0	0	0	n/a	n/a	n/a	n/a	n/a	0.00	0.00	0.00	0.00	0.00	n/a	n/a
26A	Registration	NWBB	0	0	0	0	0	n/a	n/a	n/a	n/a	n/a	0.00	0.00	0.00	0.00	0.00	n/a	n/a
17A	Registration	WBB	0	0	0	0	0	0	0	0	0	0	0.00	0.00	0.00	0.00	0.00	0	0.00
17B	Registration	WBB	0	0	0	0	0	0	0	0	0	0	0.00	0.00	0.00	0.00	0.00	0	0.00
18	Registration	WBB	1	1	0	0	0	8	8	0	0	0	11.11	11.11	0.00	0.00	0.00	n/a	n/a
19A	Registration	WBB	0	0	0	0	0	0	0	0	0	0	0.00	0.00	0.00	0.00	0.00	0	0.00
19B	Registration	WBB	0	0	0	0	0	0	0	0	0	0	0.00	0.00	0.00	0.00	0.00	0	0.00
	TOTAL REGISTRATION		7	7	0	0	0	9	9	0	0	0							
	TOTAL STATEWIDE		7	7	0	0	0	9	9	0	0	0							
CARIBOU																			
12	Federal	RC412	24	21	3	0	0	39	35	4	0	0	38.10	37.50	42.86	0.00	0.00	279	4.43
13A	Federal	RC513	10	10	0	0	0	17	15	2	0	0	37.04	40.00	0.00	0.00	0.00	409	15.15
13B	Federal	RC513	156	154	2	0	0	518	512	6	0	0	23.15	23.12	25.00	0.00	0.00	7185	10.66
13C	Federal	RC513	3	3	0	0	0	4	4	0	0	0	42.86	42.86	0.00	0.00	0.00	97	13.86
13D	Federal	RC513	0	0	0	0	0	7	7	0	0	0	0.00	0.00	0.00	0.00	0.00	75	10.71
13E	Federal	RC513	9	8	1	0	0	9	9	0	0	0	50.00	47.06	100.00	0.00	0.00	148	8.22
13Z	Federal	RC513	17	15	2	0	0	208	203	5	0	0	7.56	6.88	28.57	0.00	0.00	3214	14.28
17A	Federal	RC717	7	3	4	0	0	1	1	0	0	0	87.50	75.00	100.00	0.00	0.00	8	1.00
17C	Federal	RC717	20	7	13	0	0	2	1	1	0	0	90.91	87.50	92.86	0.00	0.00	27	1.23
17Z	Federal	RC717	4	3	1	0	0	0	0	0	0	0	100.00	100.00	100.00	0.00	0.00	4	1.00
18	Federal	RC718	28	17	11	0	0	1	1	0	0	0	96.55	94.44	100.00	0.00	0.00	32	1.10
20E	Federal	RC820	3	0	3	0	0	20	9	11	0	0	13.04	0.00	21.43	0.00	0.00	228	9.91
25C	Federal	RC825	0	0	0	0	0	1	1	0	0	0	0.00	0.00	0.00	0.00	0.00	4	4.00
25D	Federal	RC825	0	0	0	0	0	1	1	0	0	0	0.00	0.00	0.00	0.00	0.00	99	99.00
25Z	Federal	RC825	0	0	0	0	0	1	1	0	0	0	0.00	0.00	0.00	0.00	0.00	0	0.00
	TOTAL FEDERAL		281	241	40	0	0	829	800	29	0	0							
13A	Tier II	TC566	754	34	720	0	0	919	96	823	0	0	45.07	26.15	46.66	0.00	0.00	14692	8.78
13B	Tier II	TC566	900	70	830	0	0	545	129	416	0	0	62.28	35.18	66.61	0.00	0.00	11003	7.61
13C	Tier II	TC566	47	21	26	0	0	61	22	39	0	0	43.52	48.84	40.00	0.00	0.00	1188	11.00
13D	Tier II	TC566	11	1	10	0	0	18	2	16	0	0	37.93	33.33	38.46	0.00	0.00	325	11.21
13E	Tier II	TC566	1071	32	1039	0	0	460	30	430	0	0	69.95	51.61	70.73	0.00	0.00	9896	6.46
13Z	Tier II	TC566	320	27	293	0	0	581	108	473	0	0	35.52	20.00	38.25	0.00	0.00	8237	9.14
	TOTAL TIER II		3103	185	2918	0	0	2584	387	2197	0	0							
	TOTAL STATEWIDE		3384	426	2958	0	0	3413	1187	2226	0	0							
DEER																			
27Z	Federal	RD701	1	0	1	0	0	0	0	0	0	0	100.00	0.00	100.00	0.00	0.00	1	1.00
	TOTAL STATEWIDE		1	0	1	0	0	0	0	0	0	0							

1994-95 SUBSISTENCE HUNTS, HUNTER INFORMATION

GMU	TYPE	HUNT	SUCCESSFUL HUNTERS TOTAL	SUCCESSFUL HUNTERS UNIT RES	SUCCESSFUL HUNTERS OTHER STATE RES	SUCCESSFUL HUNTERS NON-RES	SUCCESSFUL HUNTERS UNKN. RES	UNSUCCESSFUL HUNTERS TOTAL	UNSUCCESSFUL HUNTERS UNIT RES	UNSUCCESSFUL HUNTERS OTHER STATE RES	UNSUCCESSFUL HUNTERS NON-RES	UNSUCCESSFUL HUNTERS UNKN. RES	PERCENT SUCCESSFUL TOTAL	PERCENT SUCCESSFUL UNIT RES	PERCENT SUCCESSFUL OTHER STATE RES	PERCENT SUCCESSFUL NON-RES	PERCENT SUCCESSFUL UNKN. RES	EFFORT TOTAL HUNTER DAYS	EFFORT AVG. HUNTER EFFORT
MOOSE																			
01A	Federal	RM031	0	0	0	0	0	1	0	1	0	0	0.00	0.00	0.00	0.00	0.00	2	2.00
01B	Federal	RM031	3	0	3	0	0	72	0	72	0	0	4.00	0.00	4.00	0.00	0.00	522	6.96
01D	Federal	RM031	0	0	0	0	0	1	0	1	0	0	0.00	0.00	0.00	0.00	0.00	3	3.00
09C	Federal	RM232	3	3	0	0	0	0	0	0	0	0	100.00	100.00	0.00	0.00	0.00	16	5.33
13A	Federal	RM313	4	4	0	0	0	17	17	0	0	0	19.05	19.05	0.00	0.00	0.00	166	7.90
13B	Federal	RM313	20	19	1	0	0	224	220	4	0	0	8.20	7.95	20.00	0.00	0.00	2049	8.40
13C	Federal	RM313	1	1	0	0	0	3	3	0	0	0	25.00	25.00	0.00	0.00	0.00	38	9.50
13D	Federal	RM313	3	3	0	0	0	16	16	0	0	0	15.79	15.79	0.00	0.00	0.00	135	7.11
13E	Federal	RM313	2	2	0	0	0	12	11	1	0	0	14.29	15.38	0.00	0.00	0.00	151	10.79
13Z	Federal	RM313	0	0	0	0	0	62	61	1	0	0	0.00	0.00	0.00	0.00	0.00	713	11.50
20F	Federal	RM790	1	0	1	0	0	0	0	0	0	0	100.00	0.00	100.00	0.00	0.00	1	1.00
24	Federal	RM891	12	12	0	0	0	2	2	0	0	0	85.71	85.71	0.00	0.00	0.00	89	6.36
05A	Federal	RM902	1	1	0	0	0	0	0	0	0	0	100.00	100.00	0.00	0.00	0.00	10	10.00
25D	Federal	RM945	2	2	0	0	0	2	2	0	0	0	50.00	50.00	0.00	0.00	0.00	17	4.25
25Z	Federal	RM945	0	0	0	0	0	2	1	1	0	0	0.00	0.00	0.00	0.00	0.00	15	7.50
	TOTAL FEDERAL		52	47	5	0	0	414	333	81	0	0							
01D	Tier II	TM059	17	17	0	0	0	130	127	3	0	0	11.56	11.81	0.00	0.00	0.00	304	2.07
15C	Tier II	TM549	1	1	0	0	0	3	3	0	0	0	25.00	25.00	0.00	0.00	0.00	38	9.50
16B	Tier II	TM565	55	26	29	0	0	32	7	25	0	0	63.22	78.79	53.70	0.00	0.00	509	5.85
16B	Tier II	TM567	39	12	27	0	0	7	2	5	0	0	84.78	85.71	84.38	0.00	0.00	203	4.41
16B	Tier II	TM569	10	7	3	0	0	17	8	9	0	0	37.04	46.67	25.00	0.00	0.00	173	6.41
19A	Tier II	TM684	7	7	0	0	0	1	1	0	0	0	87.50	87.50	0.00	0.00	0.00	173	21.63
20B	Tier II	TM785	49	48	1	0	0	86	80	6	0	0	36.30	37.50	14.29	0.00	0.00	1154	8.55
20D	Tier II	TM787	1	1	0	0	0	10	6	4	0	0	9.09	14.29	0.00	0.00	0.00	115	10.45
25D	Tier II	TM940	10	5	5	0	0	30	15	15	0	0	25.00	25.00	25.00	0.00	0.00	204	5.10
	TOTAL TIER II		189	124	65	0	0	316	249	67	0	0							
	TOTAL STATEWIDE		241	171	70	0	0	730	582	148	0	0							
MT. GOAT																			
06D	Federal	RG221	3	3	0	0	0	1	1	0	0	0	75.00	75.00	0.00	0.00	0.00	18	4.50
07	Tier II	TG352	3	0	3	0	0	5	0	5	0	0	37.50	0.00	37.50	0.00	0.00	79	9.88
15C	Tier II	TG363	9	7	2	0	0	13	6	7	0	0	40.91	53.85	22.22	0.00	0.00	76	3.45
15C	Tier II	TG364	3	3	0	0	0	11	8	3	0	0	21.43	27.27	0.00	0.00	0.00	58	4.14
15C	Tier II	TG365	12	11	1	0	0	10	8	2	0	0	54.55	57.89	33.33	0.00	0.00	129	5.86
	TOTAL TIER II		27	21	6	0	0	39	22	17	0	0							
	TOTAL STATEWIDE		30	24	6	0	0	40	23	17	0	0							
MUSKOX																			
26C	Federal	RX113	7	6	1	0	0	1	1	0	0	0	87.50	85.71	100.00	0.00	0.00	19	2.38
26B	Tier II	TX110	0	0	0	0	0	1	1	0	0	0	0.00	0.00	0.00	0.00	0.00	2	2.00
	TOTAL STATEWIDE		7	6	1	0	0	2	2	0	0	0							

1994-95 SUBSISTENCE HUNTS, HUNTER INFORMATION

			SUCCESSFUL HUNTERS					UNSUCCESSFUL HUNTERS					PERCENT SUCCESSFUL					EFFORT	
GMU	TYPE	HUNT	TOTAL	UNIT RES	OTHER STATE RES	NON-RES	UNKN. RES	TOTAL	UNIT RES	OTHER STATE RES	NON-RES	UNKN. RES	TOTAL	UNIT RES	OTHER STATE RES	NON-RES	UNKN. RES	TOTAL HUNTER DAYS	AVG. HUNTER EFFORT
SHEEP																			
24	Federal	RS424	0	0	0	0	0	4	4	0	0	0	0.00	0.00	0.00	0.00	0.00	27	6.75
25A	Federal	RS598	n/a	n/a	n/a	n/a	n/a	n/a	n/a	n/a	n/a	n/a	n/a	n/a	n/a	n/a	n/a	n/a	n/a
26C	Federal	RS598	4	4	0	0	0	0	0	0	0	0	100.00	100.00	0.00	0.00	0.00	28	7.00
26B	Federal	RS699	2	0	2	0	0	0	0	0	0	0	100.00	0.00	100.00	0.00	0.00	13	6.50
	TOTAL FEDERAL		6	4	2	0	0	4	4	0	0	0							
24	Subsistence		5	5	0	0	0	0	0	0	0	0	100.00	100.00	0.00	0.00	0.00	n/a	n/a
	TOTAL STATEWIDE		11	9	2	0	0	4	4	0	0	0							



1994-95 COMMERCIAL SERVICES INFORMATION BY SPECIES

GMU	TYPE	SUCCESSFUL HUNTERS TOTAL	SUCCESSFUL HUNTERS SERVICES USED	SUCCESSFUL HUNTERS SERVICES NOT USED	SUCCESSFUL HUNTERS UNKN	UNSUCCESSFUL HUNTERS TOTAL	UNSUCCESSFUL HUNTERS SERVICES USED	UNSUCCESSFUL HUNTERS SERVICES NOT USED	UNSUCCESSFUL HUNTERS UNKN	PERCENT SUCCESS SERVICES USED	PERCENT SUCCESS SERVICES NOT USED	PERCENT SUCCESS SERVICES UNKN
BEAVER												
01	**TOTAL UNIT**	19	0	19	0	n/a	n/a	n/a	n/a	n/a	n/a	n/a
02	**TOTAL UNIT**	161	0	159	2	n/a	n/a	n/a	n/a	n/a	n/a	n/a
03	**TOTAL UNIT**	25	0	25	0	n/a	n/a	n/a	n/a	n/a	n/a	n/a
04	**TOTAL UNIT**	8	0	0	8	n/a	n/a	n/a	n/a	n/a	n/a	n/a
06	**TOTAL UNIT**	46	0	0	46	n/a	n/a	n/a	n/a	n/a	n/a	n/a
07	**TOTAL UNIT**	56	0	10	46	n/a	n/a	n/a	n/a	n/a	n/a	n/a
08	**TOTAL UNIT**	29	0	29	0	n/a	n/a	n/a	n/a	n/a	n/a	n/a
09	**TOTAL UNIT**	19	0	10	9	n/a	n/a	n/a	n/a	n/a	n/a	n/a
11	**TOTAL UNIT**	12	0	0	12	n/a	n/a	n/a	n/a	n/a	n/a	n/a
12	**TOTAL UNIT**	26	0	16	10	n/a	n/a	n/a	n/a	n/a	n/a	n/a
13	**TOTAL UNIT**	274	0	0	274	n/a	n/a	n/a	n/a	n/a	n/a	n/a
14	**TOTAL UNIT**	164	0	140	24	n/a	n/a	n/a	n/a	n/a	n/a	n/a
15	**TOTAL UNIT**	31	0	29	2	n/a	n/a	n/a	n/a	n/a	n/a	n/a
16	**TOTAL UNIT**	66	0	66	0	n/a	n/a	n/a	n/a	n/a	n/a	n/a
17	**TOTAL UNIT**	86	0	82	4	n/a	n/a	n/a	n/a	n/a	n/a	n/a
19	**TOTAL UNIT**	113	0	22	91	n/a	n/a	n/a	n/a	n/a	n/a	n/a
20	**TOTAL UNIT**	808	0	758	50	n/a	n/a	n/a	n/a	n/a	n/a	n/a
21	**TOTAL UNIT**	250	0	155	95	n/a	n/a	n/a	n/a	n/a	n/a	n/a
22	**TOTAL UNIT**	17	0	17	0	n/a	n/a	n/a	n/a	n/a	n/a	n/a
23	**TOTAL UNIT**	28	0	0	28	n/a	n/a	n/a	n/a	n/a	n/a	n/a
24	**TOTAL UNIT**	147	0	0	147	n/a	n/a	n/a	n/a	n/a	n/a	n/a
25	**TOTAL UNIT**	136	0	102	34	n/a	n/a	n/a	n/a	n/a	n/a	n/a
	TOTAL STATEWIDE	2521	0	1639	882	n/a	n/a	n/a	n/a	n/a	n/a	n/a
BISON												
19	**TOTAL UNIT**	22	10	10	2	10	3	4	3	76.92	71.43	40.00
20	**TOTAL UNIT**	38	7	27	4	1	0	1	0	100.00	96.43	100.00
	TOTAL STATEWIDE	60	17	37	6	11	3	5	3	85.00	88.10	66.67
BLACK BEAR												
01	**TOTAL UNIT**	133	21	110	2	n/a	n/a	n/a	n/a	n/a	n/a	n/a
02	**TOTAL UNIT**	235	67	167	1	n/a	n/a	n/a	n/a	n/a	n/a	n/a
03	**TOTAL UNIT**	214	101	113	0	n/a	n/a	n/a	n/a	n/a	n/a	n/a
05	**TOTAL UNIT**	14	5	9	0	n/a	n/a	n/a	n/a	n/a	n/a	n/a
06	**TOTAL UNIT**	205	76	126	3	n/a	n/a	n/a	n/a	n/a	n/a	n/a
07	**TOTAL UNIT**	84	10	74	0	n/a	n/a	n/a	n/a	n/a	n/a	n/a
11	**TOTAL UNIT**	18	1	16	1	n/a	n/a	n/a	n/a	n/a	n/a	n/a
12	**TOTAL UNIT**	34	3	31	0	n/a	n/a	n/a	n/a	n/a	n/a	n/a
13	**TOTAL UNIT**	100	18	80	2	n/a	n/a	n/a	n/a	n/a	n/a	n/a
14	**TOTAL UNIT**	79	5	74	0	n/a	n/a	n/a	n/a	n/a	n/a	n/a
15	**TOTAL UNIT**	166	31	134	1	n/a	n/a	n/a	n/a	n/a	n/a	n/a
16	**TOTAL UNIT**	110	23	85	2	n/a	n/a	n/a	n/a	n/a	n/a	n/a
17	**TOTAL UNIT**	13	12	0	1	n/a	n/a	n/a	n/a	n/a	n/a	n/a
19	**TOTAL UNIT**	7	4	2	1	n/a	n/a	n/a	n/a	n/a	n/a	n/a

Comm Services

1994-95 COMMERCIAL SERVICES INFORMATION BY SPECIES

GMU	TYPE	SUCCESSFUL HUNTERS TOTAL	SERVICES USED	SERVICES NOT USED	UNKN	UNSUCCESSFUL HUNTERS TOTAL	SERVICES USED	SERVICES NOT USED	UNKN	PERCENT SUCCESS SERVICES USED	SERVICES NOT USED	SERVICES UNKN
BLACK BEAR												
20	**TOTAL UNIT**	324	17	299	8	n/a	n/a	n/a	n/a	n/a	n/a	n/a
21	**TOTAL UNIT**	5	0	5	0	n/a	n/a	n/a	n/a	n/a	n/a	n/a
24	**TOTAL UNIT**	4	1	3	0	n/a	n/a	n/a	n/a	n/a	n/a	n/a
25	**TOTAL UNIT**	3	0	3	0	n/a	n/a	n/a	n/a	n/a	n/a	n/a
	TOTAL STATEWIDE	1748	395	1331	22	n/a	n/a	n/a	n/a	n/a	n/a	n/a
BROWN BEAR												
01	**TOTAL UNIT**	31	13	18	0	117	9	106	2	59.09	14.52	0.00
04	**TOTAL UNIT**	111	76	35	0	216	61	143	12	55.47	19.66	0.00
05	**TOTAL UNIT**	28	23	5	0	n/a	n/a	n/a	n/a	n/a	n/a	n/a
06	**TOTAL UNIT**	25	15	10	0	n/a	n/a	n/a	n/a	n/a	n/a	n/a
07	**TOTAL UNIT**	3	1	2	0	n/a	n/a	n/a	n/a	n/a	n/a	n/a
08	**TOTAL UNIT**	155	134	11	10	273	141	99	33	48.73	10.00	23.26
09	**TOTAL UNIT**	12	5	6	1	2	1	0	1	83.33	100.00	50.00
10	**TOTAL UNIT**	7	4	2	1	2	1	1	0	80.00	66.67	100.00
11	**TOTAL UNIT**	6	3	3	0	n/a	n/a	n/a	n/a	n/a	n/a	n/a
12	**TOTAL UNIT**	14	11	3	0	n/a	n/a	n/a	n/a	n/a	n/a	n/a
13	**TOTAL UNIT**	97	32	62	3	n/a	n/a	n/a	n/a	n/a	n/a	n/a
14	**TOTAL UNIT**	5	0	5	0	n/a	n/a	n/a	n/a	n/a	n/a	n/a
15	**TOTAL UNIT**	9	1	8	0	n/a	n/a	n/a	n/a	n/a	n/a	n/a
16	**TOTAL UNIT**	50	34	16	0	n/a	n/a	n/a	n/a	n/a	n/a	n/a
17	**TOTAL UNIT**	43	39	4	0	n/a	n/a	n/a	n/a	n/a	n/a	n/a
18	**TOTAL UNIT**	6	4	2	0	8	0	8	0	100.00	20.00	0.00
19	**TOTAL UNIT**	48	41	7	0	n/a	n/a	n/a	n/a	n/a	n/a	n/a
20	**TOTAL UNIT**	41	7	33	1	n/a	n/a	n/a	n/a	n/a	n/a	n/a
21	**TOTAL UNIT**	13	6	7	0	n/a	n/a	n/a	n/a	n/a	n/a	n/a
22	**TOTAL UNIT**	41	8	25	8	3	0	0	3	100.00	100.00	72.73
23	**TOTAL UNIT**	32	9	19	4	8	8	0	0	52.94	100.00	100.00
24	**TOTAL UNIT**	16	5	10	1	0	0	0	0	100.00	100.00	100.00
25	**TOTAL UNIT**	18	8	10	0	n/a	n/a	n/a	n/a	n/a	n/a	n/a
26	**TOTAL UNIT**	36	27	9	0	3	0	0	3	100.00	100.00	0.00
	TOTAL STATEWIDE	847	506	312	29	632	221	357	54	69.60	46.64	34.94
CARIBOU												
07	**TOTAL UNIT**	28	3	23	2	88	3	64	21	50.00	26.44	8.70
12	**TOTAL UNIT**	275	18	231	26	650	38	567	45	32.14	28.95	36.62
13	**TOTAL UNIT**	3298	181	2306	811	3347	85	1501	1761	68.05	60.57	31.53
14	**TOTAL UNIT**	6	4	1	1	22	2	13	7	66.67	7.14	12.50
15	**TOTAL UNIT**	11	3	8	0	4	0	2	2	100.00	80.00	0.00
17	**TOTAL UNIT**	31	0	0	31	3	0	0	3	0.00	0.00	91.18
18	**TOTAL UNIT**	175	0	0	175	204	0	0	204	0.00	0.00	46.17
20	**TOTAL UNIT**	301	36	246	19	1644	90	1348	206	28.57	15.43	8.44
21	**TOTAL UNIT**	4	2	2	0	n/a	n/a	n/a	n/a	n/a	n/a	n/a

1994-95 COMMERCIAL SERVICES INFORMATION BY SPECIES

GMU	TYPE	SUCCESSFUL HUNTERS TOTAL	SUCCESSFUL HUNTERS SERVICES USED	SUCCESSFUL HUNTERS SERVICES NOT USED	SUCCESSFUL HUNTERS UNKN	UNSUCCESSFUL HUNTERS TOTAL	UNSUCCESSFUL HUNTERS SERVICES USED	UNSUCCESSFUL HUNTERS SERVICES NOT USED	UNSUCCESSFUL HUNTERS UNKN	PERCENT SUCCESS SERVICES USED	PERCENT SUCCESS SERVICES NOT USED	PERCENT SUCCESS SERVICES UNKN
CARIBOU												
24	**TOTAL UNIT**	2	0	2	0	n/a	n/a	n/a	n/a	n/a	n/a	n/a
25	**TOTAL UNIT**	70	18	41	11	210	10	181	19	64.29	18.47	36.67
26	**TOTAL UNIT**	326	74	192	60	271	15	171	85	83.15	52.89	41.38
	TOTAL STATEWIDE	4527	339	3052	1136	6443	243	3847	2353	58.25	44.24	32.56
DEER												
03	**TOTAL UNIT**	160	2	156	2	410	1	406	3	66.67	27.76	40.00
06	**TOTAL UNIT**	936	0	0	936	0	0	0	0	0.00	0.00	100.00
27	**TOTAL UNIT**	1	0	0	1	0	0	0	0	0.00	0.00	100.00
	TOTAL STATEWIDE	1097	2	156	939	410	1	406	3	66.67	27.76	99.68
ELK												
08	**TOTAL UNIT**	85	27	45	13	298	123	119	56	18.00	27.44	18.84
	TOTAL STATEWIDE	85	27	45	13	298	123	119	56	18.00	27.44	18.84
LYNX												
01	**TOTAL UNIT**	2	0	1	1	n/a	n/a	n/a	n/a	n/a	n/a	n/a
05	**TOTAL UNIT**	5	0	5	0	n/a	n/a	n/a	n/a	n/a	n/a	n/a
09	**TOTAL UNIT**	19	0	17	2	n/a	n/a	n/a	n/a	n/a	n/a	n/a
11	**TOTAL UNIT**	16	0	0	16	n/a	n/a	n/a	n/a	n/a	n/a	n/a
12	**TOTAL UNIT**	89	0	78	11	n/a	n/a	n/a	n/a	n/a	n/a	n/a
13	**TOTAL UNIT**	78	0	27	51	n/a	n/a	n/a	n/a	n/a	n/a	n/a
15	**TOTAL UNIT**	4	0	0	4	n/a	n/a	n/a	n/a	n/a	n/a	n/a
17	**TOTAL UNIT**	14	0	13	1	n/a	n/a	n/a	n/a	n/a	n/a	n/a
18	**TOTAL UNIT**	8	0	0	8	n/a	n/a	n/a	n/a	n/a	n/a	n/a
19	**TOTAL UNIT**	33	0	20	13	n/a	n/a	n/a	n/a	n/a	n/a	n/a
20	**TOTAL UNIT**	134	0	100	34	n/a	n/a	n/a	n/a	n/a	n/a	n/a
21	**TOTAL UNIT**	22	0	12	10	n/a	n/a	n/a	n/a	n/a	n/a	n/a
22	**TOTAL UNIT**	4	0	3	1	n/a	n/a	n/a	n/a	n/a	n/a	n/a
23	**TOTAL UNIT**	1	0	0	1	n/a	n/a	n/a	n/a	n/a	n/a	n/a
24	**TOTAL UNIT**	35	0	0	35	n/a	n/a	n/a	n/a	n/a	n/a	n/a
25	**TOTAL UNIT**	192	0	180	12	n/a	n/a	n/a	n/a	n/a	n/a	n/a
26	**TOTAL UNIT**	3	0	0	3	n/a	n/a	n/a	n/a	n/a	n/a	n/a
	TOTAL STATEWIDE	659	0	456	203	n/a	n/a	n/a	n/a	n/a	n/a	n/a
MARTEN												
01	**TOTAL UNIT**	564	0	419	145	n/a	n/a	n/a	n/a	n/a	n/a	n/a
02	**TOTAL UNIT**	1043	0	959	84	n/a	n/a	n/a	n/a	n/a	n/a	n/a
04	**TOTAL UNIT**	241	0	206	35	n/a	n/a	n/a	n/a	n/a	n/a	n/a
07	**TOTAL UNIT**	110	0	59	51	n/a	n/a	n/a	n/a	n/a	n/a	n/a
13	**TOTAL UNIT**	41	0	0	41	n/a	n/a	n/a	n/a	n/a	n/a	n/a
14	**TOTAL UNIT**	28	0	19	9	n/a	n/a	n/a	n/a	n/a	n/a	n/a
16	**TOTAL UNIT**	97	0	43	54	n/a	n/a	n/a	n/a	n/a	n/a	n/a
	TOTAL STATEWIDE	2124	0	1705	419	n/a	n/a	n/a	n/a	n/a	n/a	n/a

Comm Services

1994-95 COMMERCIAL SERVICES INFORMATION BY SPECIES

GMU	TYPE	SUCCESSFUL HUNTERS TOTAL	SERVICES USED	SERVICES NOT USED	UNKN	UNSUCCESSFUL HUNTERS TOTAL	SERVICES USED	SERVICES NOT USED	UNKN	PERCENT SUCCESS SERVICES USED	SERVICES NOT USED	SERVICES UNKN
MOOSE												
01	**TOTAL UNIT**	96	0	86	10	546	21	402	123	0.00	17.62	7.52
03	**TOTAL UNIT**	19	0	19	0	374	3	366	5	0.00	4.94	0.00
05	**TOTAL UNIT**	69	13	51	5	163	35	117	11	27.08	30.36	31.25
06	**TOTAL UNIT**	149	34	94	21	166	28	112	26	54.84	45.63	44.68
07	**TOTAL UNIT**	68	6	48	14	382	32	214	136	15.79	18.32	9.33
09	**TOTAL UNIT**	236	112	69	55	360	156	105	99	41.79	39.66	35.71
11	**TOTAL UNIT**	36	7	20	9	89	8	54	27	46.67	27.03	25.00
12	**TOTAL UNIT**	88	22	42	24	374	24	167	183	47.83	20.10	11.59
13	**TOTAL UNIT**	955	115	575	265	5120	294	2769	2057	28.12	17.19	11.41
14	**TOTAL UNIT**	723	13	542	168	3365	56	2096	1213	18.84	20.55	12.17
15	**TOTAL UNIT**	636	21	424	191	2704	75	1595	1034	21.88	21.00	15.59
16	**TOTAL UNIT**	343	63	201	79	1035	118	539	378	34.81	27.16	17.29
17	**TOTAL UNIT**	297	134	95	68	504	228	134	142	37.02	41.48	32.38
18	**TOTAL UNIT**	87	6	44	37	177	13	71	93	31.58	38.26	28.46
19	**TOTAL UNIT**	604	242	208	154	736	278	223	235	46.54	48.26	39.59
20	**TOTAL UNIT**	1286	83	898	305	4719	131	3012	1576	38.79	22.97	16.21
21	**TOTAL UNIT**	658	108	365	185	349	83	139	127	56.54	72.42	59.29
22	**TOTAL UNIT**	211	21	124	66	275	14	133	128	60.00	48.25	34.02
23	**TOTAL UNIT**	133	69	36	28	165	84	34	47	45.10	51.43	37.33
24	**TOTAL UNIT**	155	35	75	45	127	21	66	40	62.50	53.19	52.94
25	**TOTAL UNIT**	154	21	90	43	362	52	191	119	28.77	32.03	26.54
26	**TOTAL UNIT**	84	57	16	11	83	37	23	23	60.64	41.03	32.35
27	**TOTAL UNIT**	29	11	6	12	302	35	71	196	23.91	7.79	5.77
	TOTAL STATEWIDE	7116	1193	4128	1795	22477	1826	12633	8018	39.52	24.63	18.29
MT. GOAT												
01	**TOTAL UNIT**	121	49	67	5	225	39	148	38	55.68	31.16	11.63
04	**TOTAL UNIT**	52	9	40	3	107	16	85	6	36.00	32.00	33.33
05	**TOTAL UNIT**	12	4	8	0	5	3	2	0	57.14	80.00	0.00
06	**TOTAL UNIT**	56	31	22	3	65	20	41	4	60.78	34.92	42.86
07	**TOTAL UNIT**	80	17	54	9	240	17	175	48	50.00	23.58	15.79
08	**TOTAL UNIT**	42	27	7	8	32	18	4	10	60.00	63.64	44.44
11	**TOTAL UNIT**	14	0	0	14	16	0	0	16	0.00	0.00	46.67
13	**TOTAL UNIT**	2	1	1	0	17	4	9	4	20.00	10.00	0.00
14	**TOTAL UNIT**	32	10	20	2	104	12	86	6	45.45	18.87	25.00
15	**TOTAL UNIT**	68	30	29	9	141	42	63	36	41.67	31.52	20.00
	TOTAL STATEWIDE	479	178	248	53	952	171	613	168	51.00	28.80	23.98
MUSKOX												
18	**TOTAL UNIT**	25	0	0	25	0	0	0	0	0.00	0.00	100.00
26	**TOTAL UNIT**	7	0	0	7	2	0	1	1	0.00	0.00	87.50
	TOTAL STATEWIDE	32	0	0	32	2	0	1	1	0.00	0.00	96.97

1994-95 COMMERCIAL SERVICES INFORMATION BY SPECIES

GMU	TYPE	SUCCESSFUL HUNTERS TOTAL	SUCCESSFUL HUNTERS SERVICES USED	SUCCESSFUL HUNTERS SERVICES NOT USED	SUCCESSFUL HUNTERS UNKN	UNSUCCESSFUL HUNTERS TOTAL	UNSUCCESSFUL HUNTERS SERVICES USED	UNSUCCESSFUL HUNTERS SERVICES NOT USED	UNSUCCESSFUL HUNTERS UNKN	PERCENT SUCCESS SERVICES USED	PERCENT SUCCESS SERVICES NOT USED	PERCENT SUCCESS SERVICES UNKN
OTTER												
01	**TOTAL UNIT**	187	0	169	18	n/a	n/a	n/a	n/a	n/a	n/a	n/a
02	**TOTAL UNIT**	232	0	211	21	n/a	n/a	n/a	n/a	n/a	n/a	n/a
04	**TOTAL UNIT**	82	0	53	29	n/a	n/a	n/a	n/a	n/a	n/a	n/a
05	**TOTAL UNIT**	4	0	3	1	n/a	n/a	n/a	n/a	n/a	n/a	n/a
06	**TOTAL UNIT**	78	0	62	16	n/a	n/a	n/a	n/a	n/a	n/a	n/a
07	**TOTAL UNIT**	5	0	1	4	n/a	n/a	n/a	n/a	n/a	n/a	n/a
08	**TOTAL UNIT**	91	0	64	27	n/a	n/a	n/a	n/a	n/a	n/a	n/a
09	**TOTAL UNIT**	20	0	16	4	n/a	n/a	n/a	n/a	n/a	n/a	n/a
11	**TOTAL UNIT**	3	0	0	3	n/a	n/a	n/a	n/a	n/a	n/a	n/a
12	**TOTAL UNIT**	6	0	5	1	n/a	n/a	n/a	n/a	n/a	n/a	n/a
13	**TOTAL UNIT**	61	0	0	61	n/a	n/a	n/a	n/a	n/a	n/a	n/a
14	**TOTAL UNIT**	30	0	29	1	n/a	n/a	n/a	n/a	n/a	n/a	n/a
15	**TOTAL UNIT**	13	0	10	3	n/a	n/a	n/a	n/a	n/a	n/a	n/a
16	**TOTAL UNIT**	7	0	0	7	n/a	n/a	n/a	n/a	n/a	n/a	n/a
17	**TOTAL UNIT**	54	0	49	5	n/a	n/a	n/a	n/a	n/a	n/a	n/a
19	**TOTAL UNIT**	18	0	8	10	n/a	n/a	n/a	n/a	n/a	n/a	n/a
20	**TOTAL UNIT**	26	0	26	0	n/a	n/a	n/a	n/a	n/a	n/a	n/a
21	**TOTAL UNIT**	33	0	21	12	n/a	n/a	n/a	n/a	n/a	n/a	n/a
22	**TOTAL UNIT**	11	0	11	0	n/a	n/a	n/a	n/a	n/a	n/a	n/a
23	**TOTAL UNIT**	3	0	0	3	n/a	n/a	n/a	n/a	n/a	n/a	n/a
24	**TOTAL UNIT**	4	0	0	4	n/a	n/a	n/a	n/a	n/a	n/a	n/a
25	**TOTAL UNIT**	6	0	4	2	n/a	n/a	n/a	n/a	n/a	n/a	n/a
	TOTAL STATEWIDE	974	0	742	232	n/a	n/a	n/a	n/a	n/a	n/a	n/a
SHEEP												
07	**TOTAL UNIT**	4	0	2	2	128	4	82	42	0.00	2.38	4.55
09	**TOTAL UNIT**	4	0	2	2	1	1	0	0	0.00	100.00	100.00
11	**TOTAL UNIT**	114	32	52	30	255	35	140	80	47.76	27.08	27.27
12	**TOTAL UNIT**	195	120	49	26	238	76	84	78	61.22	36.84	25.00
13	**TOTAL UNIT**	172	89	56	27	620	70	333	217	55.97	14.40	11.07
14	**TOTAL UNIT**	112	23	70	19	296	13	210	73	63.89	25.00	20.65
15	**TOTAL UNIT**	33	7	23	3	119	20	60	39	25.93	27.71	7.14
16	**TOTAL UNIT**	12	7	4	1	31	12	7	12	36.84	36.36	7.69
19	**TOTAL UNIT**	116	76	16	24	91	44	27	20	63.33	37.21	54.55
20	**TOTAL UNIT**	95	42	37	16	199	51	95	53	45.16	28.03	23.19
23	**TOTAL UNIT**	0	0	0	0	5	0	5	0	0.00	0.00	0.00
24	**TOTAL UNIT**	22	4	12	6	34	5	16	13	44.44	42.86	31.58
25	**TOTAL UNIT**	15	9	3	3	53	11	22	20	45.00	12.00	13.04
26	**TOTAL UNIT**	137	69	38	30	169	48	70	51	58.97	35.19	37.04
27	**TOTAL UNIT**	3	2	0	1	30	9	3	18	18.18	0.00	5.26
	TOTAL STATEWIDE	1034	480	364	190	2269	399	1154	716	54.61	23.98	20.97

1994-95 COMMERCIAL SERVICES INFORMATION BY SPECIES

GMU	TYPE	SUCCESSFUL HUNTERS TOTAL	SUCCESSFUL HUNTERS SERVICES USED	SUCCESSFUL HUNTERS SERVICES NOT USED	SUCCESSFUL HUNTERS UNKN	UNSUCCESSFUL HUNTERS TOTAL	UNSUCCESSFUL HUNTERS SERVICES USED	UNSUCCESSFUL HUNTERS SERVICES NOT USED	UNSUCCESSFUL HUNTERS UNKN	PERCENT SUCCESS SERVICES USED	PERCENT SUCCESS SERVICES NOT USED	PERCENT SUCCESS SERVICES UNKN
WOLF												
01	**TOTAL UNIT**	16	0	3	13	n/a	n/a	n/a	n/a	n/a	n/a	n/a
03	**TOTAL UNIT**	54	0	52	2	n/a	n/a	n/a	n/a	n/a	n/a	n/a
07	**TOTAL UNIT**	7	0	0	7	n/a	n/a	n/a	n/a	n/a	n/a	n/a
09	**TOTAL UNIT**	14	0	3	11	n/a	n/a	n/a	n/a	n/a	n/a	n/a
11	**TOTAL UNIT**	35	0	0	35	n/a	n/a	n/a	n/a	n/a	n/a	n/a
12	**TOTAL UNIT**	31	0	22	9	n/a	n/a	n/a	n/a	n/a	n/a	n/a
13	**TOTAL UNIT**	129	0	0	129	n/a	n/a	n/a	n/a	n/a	n/a	n/a
14	**TOTAL UNIT**	22	0	22	0	n/a	n/a	n/a	n/a	n/a	n/a	n/a
15	**TOTAL UNIT**	13	0	11	2	n/a	n/a	n/a	n/a	n/a	n/a	n/a
16	**TOTAL UNIT**	29	0	8	21	n/a	n/a	n/a	n/a	n/a	n/a	n/a
17	**TOTAL UNIT**	32	0	15	17	n/a	n/a	n/a	n/a	n/a	n/a	n/a
18	**TOTAL UNIT**	6	0	0	6	n/a	n/a	n/a	n/a	n/a	n/a	n/a
20	**TOTAL UNIT**	174	0	1	173	n/a	n/a	n/a	n/a	n/a	n/a	n/a
21	**TOTAL UNIT**	58	0	22	36	n/a	n/a	n/a	n/a	n/a	n/a	n/a
22	**TOTAL UNIT**	26	0	0	26	n/a	n/a	n/a	n/a	n/a	n/a	n/a
23	**TOTAL UNIT**	20	0	19	1	n/a	n/a	n/a	n/a	n/a	n/a	n/a
25	**TOTAL UNIT**	77	0	37	40	n/a	n/a	n/a	n/a	n/a	n/a	n/a
26	**TOTAL UNIT**	69	0	29	40	n/a	n/a	n/a	n/a	n/a	n/a	n/a
	TOTAL STATEWIDE	812	0	244	568	n/a	n/a	n/a	n/a	n/a	n/a	n/a
WOLVERINE												
01	**TOTAL UNIT**	8	0	2	6	n/a	n/a	n/a	n/a	n/a	n/a	n/a
03	**TOTAL UNIT**	1	0	1	0	n/a	n/a	n/a	n/a	n/a	n/a	n/a
09	**TOTAL UNIT**	18	0	9	9	n/a	n/a	n/a	n/a	n/a	n/a	n/a
11	**TOTAL UNIT**	11	0	0	11	n/a	n/a	n/a	n/a	n/a	n/a	n/a
12	**TOTAL UNIT**	21	0	15	6	n/a	n/a	n/a	n/a	n/a	n/a	n/a
13	**TOTAL UNIT**	35	0	0	35	n/a	n/a	n/a	n/a	n/a	n/a	n/a
14	**TOTAL UNIT**	5	0	5	0	n/a	n/a	n/a	n/a	n/a	n/a	n/a
15	**TOTAL UNIT**	12	0	10	2	n/a	n/a	n/a	n/a	n/a	n/a	n/a
16	**TOTAL UNIT**	28	0	2	26	n/a	n/a	n/a	n/a	n/a	n/a	n/a
17	**TOTAL UNIT**	27	0	23	4	n/a	n/a	n/a	n/a	n/a	n/a	n/a
19	**TOTAL UNIT**	17	0	14	3	n/a	n/a	n/a	n/a	n/a	n/a	n/a
20	**TOTAL UNIT**	32	0	1	31	n/a	n/a	n/a	n/a	n/a	n/a	n/a
21	**TOTAL UNIT**	19	0	4	15	n/a	n/a	n/a	n/a	n/a	n/a	n/a
22	**TOTAL UNIT**	12	0	10	2	n/a	n/a	n/a	n/a	n/a	n/a	n/a
25	**TOTAL UNIT**	55	0	34	21	n/a	n/a	n/a	n/a	n/a	n/a	n/a
26	**TOTAL UNIT**	8	0	2	6	n/a	n/a	n/a	n/a	n/a	n/a	n/a
	TOTAL STATEWIDE	309	0	132	177	n/a	n/a	n/a	n/a	n/a	n/a	n/a

1994-95 TRANSPORTATION METHODS BY SPECIES: BEAVER

UNIT / SUCCESS	AIRPLANE NUMBER	AIRPLANE %	HORSE/ DOG TEAM NUMBER	HORSE/ DOG TEAM %	BOAT NUMBER	BOAT %	3-OR-4 WHEELER NUMBER	3-OR-4 WHEELER %	SNOWMACHINE NUMBER	SNOWMACHINE %	OFF ROAD VEHICLE NUMBER	OFF ROAD VEHICLE %	HIGHWAY VEHICLE NUMBER	HIGHWAY VEHICLE %	WALKING NUMBER	WALKING %	UNKNOWN NUMBER	UNKNOWN %	TOTAL NUMBER
Unit 01																			
Unit/Subunit 01A																			
SUCCESSFUL	0	0.00	0	0.00	2	10.53	0	0.00	0	0.00	9	47.37	8	42.11	0	0.00	0	0.00	19
UNSUCCESSFUL	n/a	n/a	n/a	n/a	n/a	n/a	n/a	n/a	n/a	n/a	n/a	n/a	n/a	n/a	n/a	n/a	n/a	n/a	n/a
TOTAL	0	0.00	0	0.00	2	10.53	0	0.00	0	0.00	9	47.37	8	42.11	0	0.00	0	0.00	19
Unit/Subunit 01B																			
SUCCESSFUL	0	0.00	0	0.00	1	50.00	0	0.00	0	0.00	0	0.00	0	0.00	0	0.00	1	50.00	2
UNSUCCESSFUL	n/a	n/a	n/a	n/a	n/a	n/a	n/a	n/a	n/a	n/a	n/a	n/a	n/a	n/a	n/a	n/a	n/a	n/a	n/a
TOTAL	0	0.00	0	0.00	1	50.00	0	0.00	0	0.00	0	0.00	0	0.00	0	0.00	1	50.00	2
Unit/Subunit 01C																			
SUCCESSFUL	0	0.00	0	0.00	0	0.00	0	0.00	0	0.00	0	0.00	2	20.00	8	80.00	0	0.00	10
UNSUCCESSFUL	n/a	n/a	n/a	n/a	n/a	n/a	n/a	n/a	n/a	n/a	n/a	n/a	n/a	n/a	n/a	n/a	n/a	n/a	n/a
TOTAL	0	0.00	0	0.00	0	0.00	0	0.00	0	0.00	0	0.00	2	20.00	8	80.00	0	0.00	10
TOTAL UNIT																			
SUCCESSFUL	0	0.00	0	0.00	3	9.68	0	0.00	0	0.00	9	29.03	10	32.26	8	25.81	1	3.23	31
UNSUCCESSFUL	n/a	n/a	n/a	n/a	n/a	n/a	n/a	n/a	n/a	n/a	n/a	n/a	n/a	n/a	n/a	n/a	n/a	n/a	n/a
TOTAL	0	0.00	0	0.00	3	9.68	0	0.00	0	0.00	9	29.03	10	32.26	8	25.81	1	3.23	31
Unit 02																			
TOTAL UNIT																			
SUCCESSFUL	0	0.00	0	0.00	18	11.18	2	1.24	0	0.00	0	0.00	141	87.58	0	0.00	0	0.00	161
UNSUCCESSFUL	n/a	n/a	n/a	n/a	n/a	n/a	n/a	n/a	n/a	n/a	n/a	n/a	n/a	n/a	n/a	n/a	n/a	n/a	n/a
TOTAL	0	0.00	0	0.00	18	11.18	2	1.24	0	0.00	0	0.00	141	87.58	0	0.00	0	0.00	161
Unit 03																			
TOTAL UNIT																			
SUCCESSFUL	8	32.00	0	0.00	10	40.00	0	0.00	0	0.00	0	0.00	7	28.00	0	0.00	0	0.00	25
UNSUCCESSFUL	n/a	n/a	n/a	n/a	n/a	n/a	n/a	n/a	n/a	n/a	n/a	n/a	n/a	n/a	n/a	n/a	n/a	n/a	n/a
TOTAL	8	32.00	0	0.00	10	40.00	0	0.00	0	0.00	0	0.00	7	28.00	0	0.00	0	0.00	25
Unit 04																			
TOTAL UNIT																			
SUCCESSFUL	0	0.00	0	0.00	8	100.00	0	0.00	0	0.00	0	0.00	0	0.00	0	0.00	0	0.00	8
UNSUCCESSFUL	n/a	n/a	n/a	n/a	n/a	n/a	n/a	n/a	n/a	n/a	n/a	n/a	n/a	n/a	n/a	n/a	n/a	n/a	n/a
TOTAL	0	0.00	0	0.00	8	100.00	0	0.00	0	0.00	0	0.00	0	0.00	0	0.00	0	0.00	8
Unit 06																			
Unit/Subunit 06C																			
SUCCESSFUL	0	0.00	0	0.00	0	0.00	0	0.00	8	17.39	0	0.00	38	82.61	0	0.00	0	0.00	46
UNSUCCESSFUL	n/a	n/a	n/a	n/a	n/a	n/a	n/a	n/a	n/a	n/a	n/a	n/a	n/a	n/a	n/a	n/a	n/a	n/a	n/a
TOTAL	0	0.00	0	0.00	0	0.00	0	0.00	8	17.39	0	0.00	38	82.61	0	0.00	0	0.00	46

Transportation data reflects mode each hunter used to get to where they started walking

1994-95 TRANSPORTATION METHODS BY SPECIES: BEAVER

UNIT	SUCCESS	AIRPLANE NUMBER	%	HORSE/ DOG TEAM NUMBER	%	BOAT NUMBER	%	3-OR-4 WHEELER NUMBER	%	SNOWMACHINE NUMBER	%	OFF ROAD VEHICLE NUMBER	%	HIGHWAY VEHICLE NUMBER	%	WALKING NUMBER	%	UNKNOWN NUMBER	%	TOTAL NUMBER
Unit 06																				
TOTAL UNIT																				
	SUCCESSFUL	0	0.00	0	0.00	0	0.00	0	0.00	8	17.39	0	0.00	38	82.61	0	0.00	0	0.00	46
	UNSUCCESSFUL	n/a	n/a	n/a	n/a	n/a	n/a	n/a	n/a	n/a	n/a	n/a	n/a	n/a	n/a	n/a	n/a	n/a	n/a	n/a
	TOTAL	0	0.00	0	0.00	0	0.00	0	0.00	8	17.39	0	0.00	38	82.61	0	0.00	0	0.00	46
Unit 07																				
TOTAL UNIT																				
	SUCCESSFUL	0	0.00	0	0.00	0	0.00	0	0.00	23	41.07	0	0.00	18	32.14	15	26.79	0	0.00	56
	UNSUCCESSFUL	n/a	n/a	n/a	n/a	n/a	n/a	n/a	n/a	n/a	n/a	n/a	n/a	n/a	n/a	n/a	n/a	n/a	n/a	n/a
	TOTAL	0	0.00	0	0.00	0	0.00	0	0.00	23	41.07	0	0.00	18	32.14	15	26.79	0	0.00	56
Unit 08																				
TOTAL UNIT																				
	SUCCESSFUL	1	3.45	0	0.00	8	27.59	0	0.00	7	24.14	0	0.00	8	27.59	0	0.00	5	17.24	29
	UNSUCCESSFUL	n/a	n/a	n/a	n/a	n/a	n/a	n/a	n/a	n/a	n/a	n/a	n/a	n/a	n/a	n/a	n/a	n/a	n/a	n/a
	TOTAL	1	3.45	0	0.00	8	27.59	0	0.00	7	24.14	0	0.00	8	27.59	0	0.00	5	17.24	29
Unit 09																				
Unit/Subunit 09B																				
	SUCCESSFUL	0	0.00	0	0.00	0	0.00	10	9.43	78	73.58	0	0.00	0	0.00	0	0.00	18	16.98	106
	UNSUCCESSFUL	n/a	n/a	n/a	n/a	n/a	n/a	n/a	n/a	n/a	n/a	n/a	n/a	n/a	n/a	n/a	n/a	n/a	n/a	n/a
	TOTAL	0	0.00	0	0.00	0	0.00	10	9.43	78	73.58	0	0.00	0	0.00	0	0.00	18	16.98	106
Unit/Subunit 09C																				
	SUCCESSFUL	0	0.00	0	0.00	0	0.00	26	29.89	22	25.29	0	0.00	19	21.84	0	0.00	20	22.99	87
	UNSUCCESSFUL	n/a	n/a	n/a	n/a	n/a	n/a	n/a	n/a	n/a	n/a	n/a	n/a	n/a	n/a	n/a	n/a	n/a	n/a	n/a
	TOTAL	0	0.00	0	0.00	0	0.00	26	29.89	22	25.29	0	0.00	19	21.84	0	0.00	20	22.99	87
Unit/Subunit 09E																				
	SUCCESSFUL	0	0.00	0	0.00	0	0.00	0	0.00	2	100.00	0	0.00	0	0.00	0	0.00	0	0.00	2
	UNSUCCESSFUL	n/a	n/a	n/a	n/a	n/a	n/a	n/a	n/a	n/a	n/a	n/a	n/a	n/a	n/a	n/a	n/a	n/a	n/a	n/a
	TOTAL	0	0.00	0	0.00	0	0.00	0	0.00	2	100.00	0	0.00	0	0.00	0	0.00	0	0.00	2
TOTAL UNIT																				
	SUCCESSFUL	0	0.00	0	0.00	0	0.00	36	18.46	102	52.31	0	0.00	19	9.74	0	0.00	38	19.49	195
	UNSUCCESSFUL	n/a	n/a	n/a	n/a	n/a	n/a	n/a	n/a	n/a	n/a	n/a	n/a	n/a	n/a	n/a	n/a	n/a	n/a	n/a
	TOTAL	0	0.00	0	0.00	0	0.00	36	18.46	102	52.31	0	0.00	19	9.74	0	0.00	38	19.49	195
Unit 11																				
TOTAL UNIT																				
	SUCCESSFUL	0	0.00	0	0.00	0	0.00	0	0.00	12	100.00	0	0.00	0	0.00	0	0.00	0	0.00	12
	UNSUCCESSFUL	n/a	n/a	n/a	n/a	n/a	n/a	n/a	n/a	n/a	n/a	n/a	n/a	n/a	n/a	n/a	n/a	n/a	n/a	n/a
	TOTAL	0	0.00	0	0.00	0	0.00	0	0.00	12	100.00	0	0.00	0	0.00	0	0.00	0	0.00	12

Transportation data reflects mode each hunter used to get to where they started walking

1994-95 TRANSPORTATION METHODS BY SPECIES: BEAVER

UNIT / SUCCESS	AIRPLANE NUMBER	%	HORSE/ DOG TEAM NUMBER	%	BOAT NUMBER	%	3-OR-4 WHEELER NUMBER	%	SNOWMACHINE NUMBER	%	OFF ROAD VEHICLE NUMBER	%	HIGHWAY VEHICLE NUMBER	%	WALKING NUMBER	%	UNKNOWN NUMBER	%	TOTAL NUMBER
Unit 12																			
TOTAL UNIT																			
SUCCESSFUL	0	0.00	4	15.38	5	19.23	0	0.00	17	65.38	0	0.00	0	0.00	0	0.00	0	0.00	26
UNSUCCESSFUL	n/a	n/a	n/a	n/a	n/a	n/a	n/a	n/a	n/a	n/a	n/a	n/a	n/a	n/a	n/a	n/a	n/a	n/a	n/a
TOTAL	0	0.00	4	15.38	5	19.23	0	0.00	17	65.38	0	0.00	0	0.00	0	0.00	0	0.00	26
Unit 13																			
Unit/Subunit 13A																			
SUCCESSFUL	0	0.00	0	0.00	0	0.00	6	15.38	23	58.97	0	0.00	4	10.26	6	15.38	0	0.00	39
UNSUCCESSFUL	n/a	n/a	n/a	n/a	n/a	n/a	n/a	n/a	n/a	n/a	n/a	n/a	n/a	n/a	n/a	n/a	n/a	n/a	n/a
TOTAL	0	0.00	0	0.00	0	0.00	6	15.38	23	58.97	0	0.00	4	10.26	6	15.38	0	0.00	39
Unit/Subunit 13B																			
SUCCESSFUL	0	0.00	0	0.00	9	23.08	0	0.00	30	76.92	0	0.00	0	0.00	0	0.00	0	0.00	39
UNSUCCESSFUL	n/a	n/a	n/a	n/a	n/a	n/a	n/a	n/a	n/a	n/a	n/a	n/a	n/a	n/a	n/a	n/a	n/a	n/a	n/a
TOTAL	0	0.00	0	0.00	9	23.08	0	0.00	30	76.92	0	0.00	0	0.00	0	0.00	0	0.00	39
Unit/Subunit 13C																			
SUCCESSFUL	0	0.00	0	0.00	0	0.00	0	0.00	6	31.58	0	0.00	5	26.32	2	10.53	6	31.58	19
UNSUCCESSFUL	n/a	n/a	n/a	n/a	n/a	n/a	n/a	n/a	n/a	n/a	n/a	n/a	n/a	n/a	n/a	n/a	n/a	n/a	n/a
TOTAL	0	0.00	0	0.00	0	0.00	0	0.00	6	31.58	0	0.00	5	26.32	2	10.53	6	31.58	19
Unit/Subunit 13D																			
SUCCESSFUL	0	0.00	0	0.00	0	0.00	0	0.00	11	73.33	0	0.00	2	13.33	2	13.33	0	0.00	15
UNSUCCESSFUL	n/a	n/a	n/a	n/a	n/a	n/a	n/a	n/a	n/a	n/a	n/a	n/a	n/a	n/a	n/a	n/a	n/a	n/a	n/a
TOTAL	0	0.00	0	0.00	0	0.00	0	0.00	11	73.33	0	0.00	2	13.33	2	13.33	0	0.00	15
Unit/Subunit 13E																			
SUCCESSFUL	0	0.00	4	2.47	42	25.93	39	24.07	52	32.10	0	0.00	16	9.88	8	4.94	1	0.62	162
UNSUCCESSFUL	n/a	n/a	n/a	n/a	n/a	n/a	n/a	n/a	n/a	n/a	n/a	n/a	n/a	n/a	n/a	n/a	n/a	n/a	n/a
TOTAL	0	0.00	4	2.47	42	25.93	39	24.07	52	32.10	0	0.00	16	9.88	8	4.94	1	0.62	162
TOTAL UNIT																			
SUCCESSFUL	0	0.00	4	1.46	51	18.61	45	16.42	122	44.53	0	0.00	27	9.85	18	6.57	7	2.55	274
UNSUCCESSFUL	n/a	n/a	n/a	n/a	n/a	n/a	n/a	n/a	n/a	n/a	n/a	n/a	n/a	n/a	n/a	n/a	n/a	n/a	n/a
TOTAL	0	0.00	4	1.46	51	18.61	45	16.42	122	44.53	0	0.00	27	9.85	18	6.57	7	2.55	274
Unit 14																			
Unit/Subunit 14A																			
SUCCESSFUL	0	0.00	0	0.00	34	40.00	10	11.76	7	8.24	0	0.00	20	23.53	7	8.24	7	8.24	85
UNSUCCESSFUL	n/a	n/a	n/a	n/a	n/a	n/a	n/a	n/a	n/a	n/a	n/a	n/a	n/a	n/a	n/a	n/a	n/a	n/a	n/a
TOTAL	0	0.00	0	0.00	34	40.00	10	11.76	7	8.24	0	0.00	20	23.53	7	8.24	7	8.24	85
Unit/Subunit 14B																			
SUCCESSFUL	0	0.00	15	27.27	6	10.91	0	0.00	26	47.27	0	0.00	0	0.00	2	3.64	6	10.91	55
UNSUCCESSFUL	n/a	n/a	n/a	n/a	n/a	n/a	n/a	n/a	n/a	n/a	n/a	n/a	n/a	n/a	n/a	n/a	n/a	n/a	n/a
TOTAL	0	0.00	15	27.27	6	10.91	0	0.00	26	47.27	0	0.00	0	0.00	2	3.64	6	10.91	55
Unit/Subunit 14C																			
SUCCESSFUL	0	0.00	0	0.00	0	0.00	0	0.00	0	0.00	0	0.00	18	75.00	1	4.17	5	20.83	24
UNSUCCESSFUL	n/a	n/a	n/a	n/a	n/a	n/a	n/a	n/a	n/a	n/a	n/a	n/a	n/a	n/a	n/a	n/a	n/a	n/a	n/a
TOTAL	0	0.00	0	0.00	0	0.00	0	0.00	0	0.00	0	0.00	18	75.00	1	4.17	5	20.83	24

Transportation data reflects mode each hunter used to get to where they started walking

1994-95 TRANSPORTATION METHODS BY SPECIES: BEAVER

UNIT	SUCCESS	AIRPLANE NUMBER	AIRPLANE %	HORSE/ DOG TEAM NUMBER	HORSE/ DOG TEAM %	BOAT NUMBER	BOAT %	3-OR-4 WHEELER NUMBER	3-OR-4 WHEELER %	SNOWMACHINE NUMBER	SNOWMACHINE %	OFF ROAD VEHICLE NUMBER	OFF ROAD VEHICLE %	HIGHWAY VEHICLE NUMBER	HIGHWAY VEHICLE %	WALKING NUMBER	WALKING %	UNKNOWN NUMBER	UNKNOWN %	TOTAL NUMBER
Unit 14																				
TOTAL UNIT																				
	SUCCESSFUL	0	0.00	15	9.15	40	24.39	10	6.10	33	20.12	0	0.00	38	23.17	10	6.10	18	10.98	164
	UNSUCCESSFUL	n/a	n/a	n/a	n/a	n/a	n/a	n/a	n/a	n/a	n/a	n/a	n/a	n/a	n/a	n/a	n/a	n/a	n/a	n/a
	TOTAL	0	0.00	15	9.15	40	24.39	10	6.10	33	20.12	0	0.00	38	23.17	10	6.10	18	10.98	164
Unit 15																				
Unit/Subunit 15A																				
	SUCCESSFUL	2	11.11	0	0.00	0	0.00	0	0.00	16	88.89	0	0.00	0	0.00	0	0.00	0	0.00	18
	UNSUCCESSFUL	n/a	n/a	n/a	n/a	n/a	n/a	n/a	n/a	n/a	n/a	n/a	n/a	n/a	n/a	n/a	n/a	n/a	n/a	n/a
	TOTAL	2	11.11	0	0.00	0	0.00	0	0.00	16	88.89	0	0.00	0	0.00	0	0.00	0	0.00	18
Unit/Subunit 15C																				
	SUCCESSFUL	0	0.00	0	0.00	0	0.00	0	0.00	5	38.46	0	0.00	0	0.00	5	38.46	3	23.08	13
	UNSUCCESSFUL	n/a	n/a	n/a	n/a	n/a	n/a	n/a	n/a	n/a	n/a	n/a	n/a	n/a	n/a	n/a	n/a	n/a	n/a	n/a
	TOTAL	0	0.00	0	0.00	0	0.00	0	0.00	5	38.46	0	0.00	0	0.00	5	38.46	3	23.08	13
TOTAL UNIT																				
	SUCCESSFUL	2	6.45	0	0.00	0	0.00	0	0.00	21	67.74	0	0.00	0	0.00	5	16.13	3	9.68	31
	UNSUCCESSFUL	n/a	n/a	n/a	n/a	n/a	n/a	n/a	n/a	n/a	n/a	n/a	n/a	n/a	n/a	n/a	n/a	n/a	n/a	n/a
	TOTAL	2	6.45	0	0.00	0	0.00	0	0.00	21	67.74	0	0.00	0	0.00	5	16.13	3	9.68	31
Unit 16																				
Unit/Subunit 16A																				
	SUCCESSFUL	0	0.00	5	23.81	4	19.05	0	0.00	12	57.14	0	0.00	0	0.00	0	0.00	0	0.00	21
	UNSUCCESSFUL	n/a	n/a	n/a	n/a	n/a	n/a	n/a	n/a	n/a	n/a	n/a	n/a	n/a	n/a	n/a	n/a	n/a	n/a	n/a
	TOTAL	0	0.00	5	23.81	4	19.05	0	0.00	12	57.14	0	0.00	0	0.00	0	0.00	0	0.00	21
Unit/Subunit 16B																				
	SUCCESSFUL	6	13.33	0	0.00	0	0.00	0	0.00	34	75.56	0	0.00	1	2.22	4	8.89	0	0.00	45
	UNSUCCESSFUL	n/a	n/a	n/a	n/a	n/a	n/a	n/a	n/a	n/a	n/a	n/a	n/a	n/a	n/a	n/a	n/a	n/a	n/a	n/a
	TOTAL	6	13.33	0	0.00	0	0.00	0	0.00	34	75.56	0	0.00	1	2.22	4	8.89	0	0.00	45
TOTAL UNIT																				
	SUCCESSFUL	6	9.09	5	7.58	4	6.06	0	0.00	46	69.70	0	0.00	1	1.52	4	6.06	0	0.00	66
	UNSUCCESSFUL	n/a	n/a	n/a	n/a	n/a	n/a	n/a	n/a	n/a	n/a	n/a	n/a	n/a	n/a	n/a	n/a	n/a	n/a	n/a
	TOTAL	6	9.09	5	7.58	4	6.06	0	0.00	46	69.70	0	0.00	1	1.52	4	6.06	0	0.00	66
Unit 17																				
Unit/Subunit 17A																				
	SUCCESSFUL	0	0.00	0	0.00	0	0.00	0	0.00	17	100.00	0	0.00	0	0.00	0	0.00	0	0.00	17
	UNSUCCESSFUL	n/a	n/a	n/a	n/a	n/a	n/a	n/a	n/a	n/a	n/a	n/a	n/a	n/a	n/a	n/a	n/a	n/a	n/a	n/a
	TOTAL	0	0.00	0	0.00	0	0.00	0	0.00	17	100.00	0	0.00	0	0.00	0	0.00	0	0.00	17
Unit/Subunit 17B																				
	SUCCESSFUL	0	0.00	1	4.76	0	0.00	0	0.00	20	95.24	0	0.00	0	0.00	0	0.00	0	0.00	21
	UNSUCCESSFUL	n/a	n/a	n/a	n/a	n/a	n/a	n/a	n/a	n/a	n/a	n/a	n/a	n/a	n/a	n/a	n/a	n/a	n/a	n/a
	TOTAL	0	0.00	1	4.76	0	0.00	0	0.00	20	95.24	0	0.00	0	0.00	0	0.00	0	0.00	21

Transportation data reflects mode each hunter used to get to where they started walking

1994-95 TRANSPORTATION METHODS BY SPECIES: BEAVER

UNIT	SUCCESS	AIRPLANE NUMBER	%	HORSE/ DOG TEAM NUMBER	%	BOAT NUMBER	%	3-OR 4 WHEELER NUMBER	%	SNOWMACHINE NUMBER	%	OFF ROAD VEHICLE NUMBER	%	HIGHWAY VEHICLE NUMBER	%	WALKING NUMBER	%	UNKNOWN NUMBER	%	TOTAL NUMBER
Unit 17																				
Unit/Subunit 17C																				
	SUCCESSFUL	0	0.00	0	0.00	0	0.00	0	0.00	48	100.00	0	0.00	0	0.00	0	0.00	0	0.00	48
	UNSUCCESSFUL	n/a	n/a	n/a	n/a	n/a	n/a	n/a	n/a	n/a	n/a	n/a	n/a	n/a	n/a	n/a	n/a	n/a	n/a	n/a
	TOTAL	0	0.00	0	0.00	0	0.00	0	0.00	48	100.00	0	0.00	0	0.00	0	0.00	0	0.00	48
TOTAL UNIT																				
	SUCCESSFUL	0	0.00	1	1.16	0	0.00	0	0.00	85	98.84	0	0.00	0	0.00	0	0.00	0	0.00	86
	UNSUCCESSFUL	n/a	n/a	n/a	n/a	n/a	n/a	n/a	n/a	n/a	n/a	n/a	n/a	n/a	n/a	n/a	n/a	n/a	n/a	n/a
	TOTAL	0	0.00	1	1.16	0	0.00	0	0.00	85	98.84	0	0.00	0	0.00	0	0.00	0	0.00	86
Unit 18																				
TOTAL UNIT																				
	SUCCESSFUL	15	3.14	1	0.21	13	2.72	0	0.00	363	75.94	0	0.00	0	0.00	6	1.26	80	16.74	478
	UNSUCCESSFUL	n/a	n/a	n/a	n/a	n/a	n/a	n/a	n/a	n/a	n/a	n/a	n/a	n/a	n/a	n/a	n/a	n/a	n/a	n/a
	TOTAL	15	3.14	1	0.21	13	2.72	0	0.00	363	75.94	0	0.00	0	0.00	6	1.26	80	16.74	478
Unit 19																				
Unit/Subunit 19A																				
	SUCCESSFUL	0	0.00	0	0.00	0	0.00	0	0.00	80	100.00	0	0.00	0	0.00	0	0.00	0	0.00	80
	UNSUCCESSFUL	n/a	n/a	n/a	n/a	n/a	n/a	n/a	n/a	n/a	n/a	n/a	n/a	n/a	n/a	n/a	n/a	n/a	n/a	n/a
	TOTAL	0	0.00	0	0.00	0	0.00	0	0.00	80	100.00	0	0.00	0	0.00	0	0.00	0	0.00	80
Unit/Subunit 19B																				
	SUCCESSFUL	1	3.03	0	0.00	0	0.00	0	0.00	32	96.97	0	0.00	0	0.00	0	0.00	0	0.00	33
	UNSUCCESSFUL	n/a	n/a	n/a	n/a	n/a	n/a	n/a	n/a	n/a	n/a	n/a	n/a	n/a	n/a	n/a	n/a	n/a	n/a	n/a
	TOTAL	1	3.03	0	0.00	0	0.00	0	0.00	32	96.97	0	0.00	0	0.00	0	0.00	0	0.00	33
Unit/Subunit 19D																				
	SUCCESSFUL	25	33.33	0	0.00	0	0.00	0	0.00	50	66.67	0	0.00	0	0.00	0	0.00	0	0.00	75
	UNSUCCESSFUL	n/a	n/a	n/a	n/a	n/a	n/a	n/a	n/a	n/a	n/a	n/a	n/a	n/a	n/a	n/a	n/a	n/a	n/a	n/a
	TOTAL	25	33.33	0	0.00	0	0.00	0	0.00	50	66.67	0	0.00	0	0.00	0	0.00	0	0.00	75
TOTAL UNIT																				
	SUCCESSFUL	26	13.83	0	0.00	0	0.00	0	0.00	162	86.17	0	0.00	0	0.00	0	0.00	0	0.00	188
	UNSUCCESSFUL	n/a	n/a	n/a	n/a	n/a	n/a	n/a	n/a	n/a	n/a	n/a	n/a	n/a	n/a	n/a	n/a	n/a	n/a	n/a
	TOTAL	26	13.83	0	0.00	0	0.00	0	0.00	162	86.17	0	0.00	0	0.00	0	0.00	0	0.00	188
Unit 20																				
Unit/Subunit 20A																				
	SUCCESSFUL	0	0.00	1	1.11	27	30.00	0	0.00	60	66.67	0	0.00	0	0.00	2	2.22	0	0.00	90
	UNSUCCESSFUL	n/a	n/a	n/a	n/a	n/a	n/a	n/a	n/a	n/a	n/a	n/a	n/a	n/a	n/a	n/a	n/a	n/a	n/a	n/a
	TOTAL	0	0.00	1	1.11	27	30.00	0	0.00	60	66.67	0	0.00	0	0.00	2	2.22	0	0.00	90
Unit/Subunit 20B																				
	SUCCESSFUL	0	0.00	12	2.37	1	0.20	0	0.00	326	64.30	0	0.00	92	18.15	54	10.65	22	4.34	507
	UNSUCCESSFUL	n/a	n/a	n/a	n/a	n/a	n/a	n/a	n/a	n/a	n/a	n/a	n/a	n/a	n/a	n/a	n/a	n/a	n/a	n/a
	TOTAL	0	0.00	12	2.37	1	0.20	0	0.00	326	64.30	0	0.00	92	18.15	54	10.65	22	4.34	507

Transportation data reflects mode each hunter used to get to where they started walking

1994-95 TRANSPORTATION METHODS BY SPECIES: BEAVER

UNIT	SUCCESS	AIRPLANE NUMBER	%	HORSE/ DOG TEAM NUMBER	%	BOAT NUMBER	%	3-OR-4 WHEELER NUMBER	%	SNOWMACHINE NUMBER	%	OFF ROAD VEHICLE NUMBER	%	HIGHWAY VEHICLE NUMBER	%	WALKING NUMBER	%	UNKNOWN NUMBER	%	TOTAL NUMBER
Unit 20																				
Unit/Subunit 20C																				
	SUCCESSFUL	0	0.00	47	28.31	0	0.00	0	0.00	115	69.28	0	0.00	0	0.00	0	0.00	4	2.41	166
	UNSUCCESSFUL	n/a	n/a	n/a	n/a	n/a	n/a	n/a	n/a	n/a	n/a	n/a	n/a	n/a	n/a	n/a	n/a	n/a	n/a	n/a
	TOTAL	0	0.00	47	28.31	0	0.00	0	0.00	115	69.28	0	0.00	0	0.00	0	0.00	4	2.41	166
Unit/Subunit 20D																				
	SUCCESSFUL	1	2.70	0	0.00	13	35.14	0	0.00	20	54.05	0	0.00	3	8.11	0	0.00	0	0.00	37
	UNSUCCESSFUL	n/a	n/a	n/a	n/a	n/a	n/a	n/a	n/a	n/a	n/a	n/a	n/a	n/a	n/a	n/a	n/a	n/a	n/a	n/a
	TOTAL	1	2.70	0	0.00	13	35.14	0	0.00	20	54.05	0	0.00	3	8.11	0	0.00	0	0.00	37
Unit/Subunit 20F																				
	SUCCESSFUL	0	0.00	0	0.00	0	0.00	0	0.00	22	88.00	0	0.00	0	0.00	0	0.00	3	12.00	25
	UNSUCCESSFUL	n/a	n/a	n/a	n/a	n/a	n/a	n/a	n/a	n/a	n/a	n/a	n/a	n/a	n/a	n/a	n/a	n/a	n/a	n/a
	TOTAL	0	0.00	0	0.00	0	0.00	0	0.00	22	88.00	0	0.00	0	0.00	0	0.00	3	12.00	25
TOTAL UNIT																				
	SUCCESSFUL	1	0.12	60	7.27	41	4.97	0	0.00	543	65.82	0	0.00	95	11.52	56	6.79	29	3.52	825
	UNSUCCESSFUL	n/a	n/a	n/a	n/a	n/a	n/a	n/a	n/a	n/a	n/a	n/a	n/a	n/a	n/a	n/a	n/a	n/a	n/a	n/a
	TOTAL	1	0.12	60	7.27	41	4.97	0	0.00	543	65.82	0	0.00	95	11.52	56	6.79	29	3.52	825
Unit 21																				
Unit/Subunit 21A																				
	SUCCESSFUL	0	0.00	55	63.22	0	0.00	0	0.00	24	27.59	0	0.00	0	0.00	8	9.20	0	0.00	87
	UNSUCCESSFUL	n/a	n/a	n/a	n/a	n/a	n/a	n/a	n/a	n/a	n/a	n/a	n/a	n/a	n/a	n/a	n/a	n/a	n/a	n/a
	TOTAL	0	0.00	55	63.22	0	0.00	0	0.00	24	27.59	0	0.00	0	0.00	8	9.20	0	0.00	87
Unit/Subunit 21B																				
	SUCCESSFUL	0	0.00	0	0.00	0	0.00	0	0.00	14	100.00	0	0.00	0	0.00	0	0.00	0	0.00	14
	UNSUCCESSFUL	n/a	n/a	n/a	n/a	n/a	n/a	n/a	n/a	n/a	n/a	n/a	n/a	n/a	n/a	n/a	n/a	n/a	n/a	n/a
	TOTAL	0	0.00	0	0.00	0	0.00	0	0.00	14	100.00	0	0.00	0	0.00	0	0.00	0	0.00	14
Unit/Subunit 21C																				
	SUCCESSFUL	0	0.00	0	0.00	0	0.00	0	0.00	3	100.00	0	0.00	0	0.00	0	0.00	0	0.00	3
	UNSUCCESSFUL	n/a	n/a	n/a	n/a	n/a	n/a	n/a	n/a	n/a	n/a	n/a	n/a	n/a	n/a	n/a	n/a	n/a	n/a	n/a
	TOTAL	0	0.00	0	0.00	0	0.00	0	0.00	3	100.00	0	0.00	0	0.00	0	0.00	0	0.00	3
Unit/Subunit 21D																				
	SUCCESSFUL	0	0.00	0	0.00	0	0.00	0	0.00	153	100.00	0	0.00	0	0.00	0	0.00	0	0.00	153
	UNSUCCESSFUL	n/a	n/a	n/a	n/a	n/a	n/a	n/a	n/a	n/a	n/a	n/a	n/a	n/a	n/a	n/a	n/a	n/a	n/a	n/a
	TOTAL	0	0.00	0	0.00	0	0.00	0	0.00	153	100.00	0	0.00	0	0.00	0	0.00	0	0.00	153
Unit/Subunit 21E																				
	SUCCESSFUL	0	0.00	0	0.00	0	0.00	0	0.00	131	81.88	0	0.00	0	0.00	0	0.00	29	18.13	160
	UNSUCCESSFUL	n/a	n/a	n/a	n/a	n/a	n/a	n/a	n/a	n/a	n/a	n/a	n/a	n/a	n/a	n/a	n/a	n/a	n/a	n/a
	TOTAL	0	0.00	0	0.00	0	0.00	0	0.00	131	81.88	0	0.00	0	0.00	0	0.00	29	18.13	160
TOTAL UNIT																				
	SUCCESSFUL	0	0.00	55	13.19	0	0.00	0	0.00	325	77.94	0	0.00	0	0.00	8	1.92	29	6.95	417
	UNSUCCESSFUL	n/a	n/a	n/a	n/a	n/a	n/a	n/a	n/a	n/a	n/a	n/a	n/a	n/a	n/a	n/a	n/a	n/a	n/a	n/a
	TOTAL	0	0.00	55	13.19	0	0.00	0	0.00	325	77.94	0	0.00	0	0.00	8	1.92	29	6.95	417

Transportation data reflects mode each hunter used to get to where they started walking

1994-95 TRANSPORTATION METHODS BY SPECIES: BEAVER

UNIT	SUCCESS	AIRPLANE NUMBER	%	HORSE/ DOG TEAM NUMBER	%	BOAT NUMBER	%	3-OR-4 WHEELER NUMBER	%	SNOWMACHINE NUMBER	%	OFF ROAD VEHICLE NUMBER	%	HIGHWAY VEHICLE NUMBER	%	WALKING NUMBER	%	UNKNOWN NUMBER	%	TOTAL NUMBER
Unit 22																				
Unit/Subunit 22B																				
	SUCCESSFUL	0	0.00	0	0.00	0	0.00	0	0.00	5	50.00	0	0.00	0	0.00	0	0.00	5	50.00	10
	UNSUCCESSFUL	n/a	n/a	n/a	n/a	n/a	n/a	n/a	n/a	n/a	n/a	n/a	n/a	n/a	n/a	n/a	n/a	n/a	n/a	n/a
	TOTAL	0	0.00	0	0.00	0	0.00	0	0.00	5	50.00	0	0.00	0	0.00	0	0.00	5	50.00	10
Unit/Subunit 22C																				
	SUCCESSFUL	0	0.00	0	0.00	0	0.00	0	0.00	0	0.00	0	0.00	0	0.00	0	0.00	5	100.00	5
	UNSUCCESSFUL	n/a	n/a	n/a	n/a	n/a	n/a	n/a	n/a	n/a	n/a	n/a	n/a	n/a	n/a	n/a	n/a	n/a	n/a	n/a
	TOTAL	0	0.00	0	0.00	0	0.00	0	0.00	0	0.00	0	0.00	0	0.00	0	0.00	5	100.00	5
Unit/Subunit 22D																				
	SUCCESSFUL	0	0.00	0	0.00	0	0.00	0	0.00	2	100.00	0	0.00	0	0.00	0	0.00	0	0.00	2
	UNSUCCESSFUL	n/a	n/a	n/a	n/a	n/a	n/a	n/a	n/a	n/a	n/a	n/a	n/a	n/a	n/a	n/a	n/a	n/a	n/a	n/a
	TOTAL	0	0.00	0	0.00	0	0.00	0	0.00	2	100.00	0	0.00	0	0.00	0	0.00	0	0.00	2
TOTAL UNIT																				
	SUCCESSFUL	0	0.00	0	0.00	0	0.00	0	0.00	7	41.18	0	0.00	0	0.00	0	0.00	10	58.82	17
	UNSUCCESSFUL	n/a	n/a	n/a	n/a	n/a	n/a	n/a	n/a	n/a	n/a	n/a	n/a	n/a	n/a	n/a	n/a	n/a	n/a	n/a
	TOTAL	0	0.00	0	0.00	0	0.00	0	0.00	7	41.18	0	0.00	0	0.00	0	0.00	10	58.82	17
Unit 23																				
TOTAL UNIT																				
	SUCCESSFUL	1	50.00	0	0.00	1	50.00	0	0.00	0	0.00	0	0.00	0	0.00	0	0.00	0	0.00	2
	UNSUCCESSFUL	n/a	n/a	n/a	n/a	n/a	n/a	n/a	n/a	n/a	n/a	n/a	n/a	n/a	n/a	n/a	n/a	n/a	n/a	n/a
	TOTAL	1	50.00	0	0.00	1	50.00	0	0.00	0	0.00	0	0.00	0	0.00	0	0.00	0	0.00	2
Unit 24																				
TOTAL UNIT																				
	SUCCESSFUL	0	0.00	0	0.00	0	0.00	0	0.00	143	97.28	0	0.00	0	0.00	0	0.00	4	2.72	147
	UNSUCCESSFUL	n/a	n/a	n/a	n/a	n/a	n/a	n/a	n/a	n/a	n/a	n/a	n/a	n/a	n/a	n/a	n/a	n/a	n/a	n/a
	TOTAL	0	0.00	0	0.00	0	0.00	0	0.00	143	97.28	0	0.00	0	0.00	0	0.00	4	2.72	147
Unit 25																				
Unit/Subunit 25A																				
	SUCCESSFUL	0	0.00	0	0.00	0	0.00	0	0.00	10	71.43	0	0.00	0	0.00	0	0.00	4	28.57	14
	UNSUCCESSFUL	n/a	n/a	n/a	n/a	n/a	n/a	n/a	n/a	n/a	n/a	n/a	n/a	n/a	n/a	n/a	n/a	n/a	n/a	n/a
	TOTAL	0	0.00	0	0.00	0	0.00	0	0.00	10	71.43	0	0.00	0	0.00	0	0.00	4	28.57	14
Unit/Subunit 25B																				
	SUCCESSFUL	2	5.26	0	0.00	0	0.00	0	0.00	31	81.58	0	0.00	0	0.00	0	0.00	5	13.16	38
	UNSUCCESSFUL	n/a	n/a	n/a	n/a	n/a	n/a	n/a	n/a	n/a	n/a	n/a	n/a	n/a	n/a	n/a	n/a	n/a	n/a	n/a
	TOTAL	2	5.26	0	0.00	0	0.00	0	0.00	31	81.58	0	0.00	0	0.00	0	0.00	5	13.16	38
Unit/Subunit 25C																				
	SUCCESSFUL	0	0.00	0	0.00	0	0.00	0	0.00	1	100.00	0	0.00	0	0.00	0	0.00	0	0.00	1
	UNSUCCESSFUL	n/a	n/a	n/a	n/a	n/a	n/a	n/a	n/a	n/a	n/a	n/a	n/a	n/a	n/a	n/a	n/a	n/a	n/a	n/a
	TOTAL	0	0.00	0	0.00	0	0.00	0	0.00	1	100.00	0	0.00	0	0.00	0	0.00	0	0.00	1

Transportation data reflects mode each hunter used to get to where they started walking

1994-95 TRANSPORTATION METHODS BY SPECIES: BEAVER

UNIT	SUCCESS	AIRPLANE NUMBER	%	HORSE/ DOG TEAM NUMBER	%	BOAT NUMBER	%	3-OR-4 WHEELER NUMBER	%	SNOWMACHINE NUMBER	%	OFF ROAD VEHICLE NUMBER	%	HIGHWAY VEHICLE NUMBER	%	WALKING NUMBER	%	UNKNOWN NUMBER	%	TOTAL NUMBER
Unit 25																				
Unit/Subunit 25D																				
	SUCCESSFUL	0	0.00	0	0.00	0	0.00	0	0.00	77	92.77	0	0.00	0	0.00	3	3.61	3	3.61	83
	UNSUCCESSFUL	n/a	n/a	n/a	n/a	n/a	n/a	n/a	n/a	n/a	n/a	n/a	n/a	n/a	n/a	n/a	n/a	n/a	n/a	n/a
	TOTAL	0	0.00	0	0.00	0	0.00	0	0.00	77	92.77	0	0.00	0	0.00	3	3.61	3	3.61	83
TOTAL UNIT																				
	SUCCESSFUL	2	1.47	0	0.00	0	0.00	0	0.00	119	87.50	0	0.00	0	0.00	3	2.21	12	8.82	136
	UNSUCCESSFUL	n/a	n/a	n/a	n/a	n/a	n/a	n/a	n/a	n/a	n/a	n/a	n/a	n/a	n/a	n/a	n/a	n/a	n/a	n/a
	TOTAL	2	1.47	0	0.00	0	0.00	0	0.00	119	87.50	0	0.00	0	0.00	3	2.21	12	8.82	136
TOTAL STATEWIDE																				
	SUCCESSFUL	62	1.81	145	4.24	202	5.91	93	2.72	2138	62.51	9	0.26	402	11.75	133	3.89	236	6.90	3420
	UNSUCCESSFUL	n/a	n/a	n/a	n/a	n/a	n/a	n/a	n/a	n/a	n/a	n/a	n/a	n/a	n/a	n/a	n/a	n/a	n/a	n/a
	TOTAL	62	1.81	145	4.24	202	5.91	93	2.72	2138	62.51	9	0.26	402	11.75	133	3.89	236	6.90	3420

Transportation data reflects mode each hunter used to get to where they started walking

1994-95 TRANSPORTATION METHODS BY SPECIES: BISON

UNIT	SUCCESS	AIRPLANE NUMBER	AIRPLANE %	HORSE/ DOG TEAM NUMBER	HORSE/ DOG TEAM %	BOAT NUMBER	BOAT %	3-OR-4 WHEELER NUMBER	3-OR-4 WHEELER %	SNOWMACHINE NUMBER	SNOWMACHINE %	OFF ROAD VEHICLE NUMBER	OFF ROAD VEHICLE %	HIGHWAY VEHICLE NUMBER	HIGHWAY VEHICLE %	WALKING NUMBER	WALKING %	UNKNOWN NUMBER	UNKNOWN %	TOTAL NUMBER
Unit 19																				
Unit/Subunit 19C																				
	SUCCESSFUL	12	57.14	0	0.00	1	4.76	3	14.29	5	23.81	0	0.00	0	0.00	0	0.00	0	0.00	21
	UNSUCCESSFUL	6	60.00	0	0.00	1	10.00	2	20.00	0	0.00	0	0.00	0	0.00	0	0.00	1	10.00	10
	TOTAL	18	58.06	0	0.00	2	6.45	5	16.13	5	16.13	0	0.00	0	0.00	0	0.00	1	3.23	31
Unit/Subunit 19D																				
	SUCCESSFUL	0	0.00	0	0.00	0	0.00	0	0.00	1	100.00	0	0.00	0	0.00	0	0.00	0	0.00	1
	UNSUCCESSFUL	0	n/a	0	n/a	0	n/a	0	n/a	0	n/a	0	n/a	0	n/a	n/a	n/a	0	n/a	0
	TOTAL	0	0.00	0	0.00	0	0.00	0	0.00	1	100.00	0	0.00	0	0.00	0	0.00	0	0.00	1
TOTAL UNIT																				
	SUCCESSFUL	12	54.55	0	0.00	1	4.55	3	13.64	6	27.27	0	0.00	0	0.00	0	0.00	0	0.00	22
	UNSUCCESSFUL	6	60.00	0	0.00	1	10.00	2	20.00	0	0.00	0	0.00	0	0.00	0	0.00	1	10.00	10
	TOTAL	18	56.25	0	0.00	2	6.25	5	15.63	6	18.75	0	0.00	0	0.00	0	0.00	1	3.13	32
Unit 20																				
Unit/Subunit 20D																				
	SUCCESSFUL	0	0.00	0	0.00	0	0.00	0	0.00	15	39.47	1	2.63	22	57.89	0	0.00	0	0.00	38
	UNSUCCESSFUL	0	0.00	0	0.00	0	0.00	0	0.00	0	0.00	0	0.00	1	100.00	0	0.00	0	0.00	1
	TOTAL	0	0.00	0	0.00	0	0.00	0	0.00	15	38.46	1	2.56	23	58.97	0	0.00	0	0.00	39
TOTAL UNIT																				
	SUCCESSFUL	0	0.00	0	0.00	0	0.00	0	0.00	15	39.47	1	2.63	22	57.89	0	0.00	0	0.00	38
	UNSUCCESSFUL	0	0.00	0	0.00	0	0.00	0	0.00	0	0.00	0	0.00	1	100.00	0	0.00	0	0.00	1
	TOTAL	0	0.00	0	0.00	0	0.00	0	0.00	15	38.46	1	2.56	23	58.97	0	0.00	0	0.00	39
TOTAL STATEWIDE																				
	SUCCESSFUL	12	20.00	0	0.00	1	1.67	3	5.00	21	35.00	1	1.67	22	36.67	0	0.00	0	0.00	60
	UNSUCCESSFUL	6	54.55	0	0.00	1	9.09	2	18.18	0	0.00	0	0.00	1	9.09	0	0.00	1	9.09	11
	TOTAL	18	25.35	0	0.00	2	2.82	5	7.04	21	29.58	1	1.41	23	32.39	0	0.00	1	1.41	71

Transportation data reflects mode each hunter used to get to where they started walking

1994-95 TRANSPORTATION METHODS BY SPECIES: BLACK BEAR

UNIT	SUCCESS	AIRPLANE NUMBER	AIRPLANE %	HORSE/ DOG TEAM NUMBER	HORSE/ DOG TEAM %	BOAT NUMBER	BOAT %	3-OR-4 WHEELER NUMBER	3-OR-4 WHEELER %	SNOWMACHINE NUMBER	SNOWMACHINE %	OFF ROAD VEHICLE NUMBER	OFF ROAD VEHICLE %	HIGHWAY VEHICLE NUMBER	HIGHWAY VEHICLE %	WALKING NUMBER	WALKING %	UNKNOWN NUMBER	UNKNOWN %	TOTAL NUMBER
Unit 01																				
Unit/Subunit 01A																				
	SUCCESSFUL	6	13.04	0	0.00	31	67.39	1	2.17	0	0.00	0	0.00	6	13.04	2	4.35	0	0.00	46
	UNSUCCESSFUL	n/a	n/a	n/a	n/a	n/a	n/a	n/a	n/a	n/a	n/a	n/a	n/a	n/a	n/a	n/a	n/a	n/a	n/a	n/a
	TOTAL	6	13.04	0	0.00	31	67.39	1	2.17	0	0.00	0	0.00	6	13.04	2	4.35	0	0.00	46
Unit/Subunit 01B																				
	SUCCESSFUL	1	8.33	0	0.00	10	83.33	0	0.00	0	0.00	0	0.00	0	0.00	1	8.33	0	0.00	12
	UNSUCCESSFUL	n/a	n/a	n/a	n/a	n/a	n/a	n/a	n/a	n/a	n/a	n/a	n/a	n/a	n/a	n/a	n/a	n/a	n/a	n/a
	TOTAL	1	8.33	0	0.00	10	83.33	0	0.00	0	0.00	0	0.00	0	0.00	1	8.33	0	0.00	12
Unit/Subunit 01C																				
	SUCCESSFUL	0	0.00	0	0.00	46	83.64	1	1.82	0	0.00	0	0.00	2	3.64	6	10.91	0	0.00	55
	UNSUCCESSFUL	n/a	n/a	n/a	n/a	n/a	n/a	n/a	n/a	n/a	n/a	n/a	n/a	n/a	n/a	n/a	n/a	n/a	n/a	n/a
	TOTAL	0	0.00	0	0.00	46	83.64	1	1.82	0	0.00	0	0.00	2	3.64	6	10.91	0	0.00	55
Unit/Subunit 01D																				
	SUCCESSFUL	0	0.00	0	0.00	10	50.00	0	0.00	0	0.00	0	0.00	8	40.00	2	10.00	0	0.00	20
	UNSUCCESSFUL	n/a	n/a	n/a	n/a	n/a	n/a	n/a	n/a	n/a	n/a	n/a	n/a	n/a	n/a	n/a	n/a	n/a	n/a	n/a
	TOTAL	0	0.00	0	0.00	10	50.00	0	0.00	0	0.00	0	0.00	8	40.00	2	10.00	0	0.00	20
TOTAL UNIT																				
	SUCCESSFUL	7	5.26	0	0.00	97	72.93	2	1.50	0	0.00	0	0.00	16	12.03	11	8.27	0	0.00	133
	UNSUCCESSFUL	n/a	n/a	n/a	n/a	n/a	n/a	n/a	n/a	n/a	n/a	n/a	n/a	n/a	n/a	n/a	n/a	n/a	n/a	n/a
	TOTAL	7	5.26	0	0.00	97	72.93	2	1.50	0	0.00	0	0.00	16	12.03	11	8.27	0	0.00	133
Unit 02																				
TOTAL UNIT																				
	SUCCESSFUL	13	5.53	0	0.00	53	22.55	0	0.00	0	0.00	0	0.00	158	67.23	11	4.68	0	0.00	235
	UNSUCCESSFUL	n/a	n/a	n/a	n/a	n/a	n/a	n/a	n/a	n/a	n/a	n/a	n/a	n/a	n/a	n/a	n/a	n/a	n/a	n/a
	TOTAL	13	5.53	0	0.00	53	22.55	0	0.00	0	0.00	0	0.00	158	67.23	11	4.68	0	0.00	235
Unit 03																				
TOTAL UNIT																				
	SUCCESSFUL	11	5.14	0	0.00	152	71.03	1	0.47	0	0.00	0	0.00	44	20.56	6	2.80	0	0.00	214
	UNSUCCESSFUL	n/a	n/a	n/a	n/a	n/a	n/a	n/a	n/a	n/a	n/a	n/a	n/a	n/a	n/a	n/a	n/a	n/a	n/a	n/a
	TOTAL	11	5.14	0	0.00	152	71.03	1	0.47	0	0.00	0	0.00	44	20.56	6	2.80	0	0.00	214
Unit 05																				
Unit/Subunit 05A																				
	SUCCESSFUL	4	28.57	0	0.00	6	42.86	0	0.00	0	0.00	0	0.00	0	0.00	4	28.57	0	0.00	14
	UNSUCCESSFUL	n/a	n/a	n/a	n/a	n/a	n/a	n/a	n/a	n/a	n/a	n/a	n/a	n/a	n/a	n/a	n/a	n/a	n/a	n/a
	TOTAL	4	28.57	0	0.00	6	42.86	0	0.00	0	0.00	0	0.00	0	0.00	4	28.57	0	0.00	14
TOTAL UNIT																				
	SUCCESSFUL	4	28.57	0	0.00	6	42.86	0	0.00	0	0.00	0	0.00	0	0.00	4	28.57	0	0.00	14
	UNSUCCESSFUL	n/a	n/a	n/a	n/a	n/a	n/a	n/a	n/a	n/a	n/a	n/a	n/a	n/a	n/a	n/a	n/a	n/a	n/a	n/a
	TOTAL	4	28.57	0	0.00	6	42.86	0	0.00	0	0.00	0	0.00	0	0.00	4	28.57	0	0.00	14

Transportation data reflects mode each hunter used to get to where they started walking

1994-95 TRANSPORTATION METHODS BY SPECIES: BLACK BEAR

UNIT	SUCCESS	AIRPLANE NUMBER	AIRPLANE %	HORSE/ DOG TEAM NUMBER	HORSE/ DOG TEAM %	BOAT NUMBER	BOAT %	3-OR-4 WHEELER NUMBER	3-OR-4 WHEELER %	SNOWMACHINE NUMBER	SNOWMACHINE %	OFF ROAD VEHICLE NUMBER	OFF ROAD VEHICLE %	HIGHWAY VEHICLE NUMBER	HIGHWAY VEHICLE %	WALKING NUMBER	WALKING %	UNKNOWN NUMBER	UNKNOWN %	TOTAL NUMBER
Unit 06																				
Unit/Subunit 06A																				
	SUCCESSFUL	14	87.50	0	0.00	0	0.00	0	0.00	0	0.00	0	0.00	2	12.50	0	0.00	0	0.00	16
	UNSUCCESSFUL	n/a	n/a	n/a	n/a	n/a	n/a	n/a	n/a	n/a	n/a	n/a	n/a	n/a	n/a	n/a	n/a	n/a	n/a	n/a
	TOTAL	14	87.50	0	0.00	0	0.00	0	0.00	0	0.00	0	0.00	2	12.50	0	0.00	0	0.00	16
Unit/Subunit 06B																				
	SUCCESSFUL	7	100.00	0	0.00	0	0.00	0	0.00	0	0.00	0	0.00	0	0.00	0	0.00	0	0.00	7
	UNSUCCESSFUL	n/a	n/a	n/a	n/a	n/a	n/a	n/a	n/a	n/a	n/a	n/a	n/a	n/a	n/a	n/a	n/a	n/a	n/a	n/a
	TOTAL	7	100.00	0	0.00	0	0.00	0	0.00	0	0.00	0	0.00	0	0.00	0	0.00	0	0.00	7
Unit/Subunit 06C																				
	SUCCESSFUL	1	6.67	0	0.00	3	20.00	1	6.67	0	0.00	0	0.00	10	66.67	0	0.00	0	0.00	15
	UNSUCCESSFUL	n/a	n/a	n/a	n/a	n/a	n/a	n/a	n/a	n/a	n/a	n/a	n/a	n/a	n/a	n/a	n/a	n/a	n/a	n/a
	TOTAL	1	6.67	0	0.00	3	20.00	1	6.67	0	0.00	0	0.00	10	66.67	0	0.00	0	0.00	15
Unit/Subunit 06D																				
	SUCCESSFUL	19	11.38	0	0.00	136	81.44	2	1.20	0	0.00	0	0.00	5	2.99	5	2.99	0	0.00	167
	UNSUCCESSFUL	n/a	n/a	n/a	n/a	n/a	n/a	n/a	n/a	n/a	n/a	n/a	n/a	n/a	n/a	n/a	n/a	n/a	n/a	n/a
	TOTAL	19	11.38	0	0.00	136	81.44	2	1.20	0	0.00	0	0.00	5	2.99	5	2.99	0	0.00	167
TOTAL UNIT																				
	SUCCESSFUL	41	20.00	0	0.00	139	67.80	3	1.46	0	0.00	0	0.00	17	8.29	5	2.44	0	0.00	205
	UNSUCCESSFUL	n/a	n/a	n/a	n/a	n/a	n/a	n/a	n/a	n/a	n/a	n/a	n/a	n/a	n/a	n/a	n/a	n/a	n/a	n/a
	TOTAL	41	20.00	0	0.00	139	67.80	3	1.46	0	0.00	0	0.00	17	8.29	5	2.44	0	0.00	205
Unit 07																				
TOTAL UNIT																				
	SUCCESSFUL	8	9.52	0	0.00	22	26.19	3	3.57	0	0.00	0	0.00	31	36.90	20	23.81	0	0.00	84
	UNSUCCESSFUL	n/a	n/a	n/a	n/a	n/a	n/a	n/a	n/a	n/a	n/a	n/a	n/a	n/a	n/a	n/a	n/a	n/a	n/a	n/a
	TOTAL	8	9.52	0	0.00	22	26.19	3	3.57	0	0.00	0	0.00	31	36.90	20	23.81	0	0.00	84
Unit 11																				
TOTAL UNIT																				
	SUCCESSFUL	1	5.56	0	0.00	1	5.56	6	33.33	0	0.00	0	0.00	8	44.44	2	11.11	0	0.00	18
	UNSUCCESSFUL	n/a	n/a	n/a	n/a	n/a	n/a	n/a	n/a	n/a	n/a	n/a	n/a	n/a	n/a	n/a	n/a	n/a	n/a	n/a
	TOTAL	1	5.56	0	0.00	1	5.56	6	33.33	0	0.00	0	0.00	8	44.44	2	11.11	0	0.00	18
Unit 12																				
TOTAL UNIT																				
	SUCCESSFUL	2	5.88	1	2.94	3	8.82	7	20.59	0	0.00	1	2.94	12	35.29	7	20.59	1	2.94	34
	UNSUCCESSFUL	n/a	n/a	n/a	n/a	n/a	n/a	n/a	n/a	n/a	n/a	n/a	n/a	n/a	n/a	n/a	n/a	n/a	n/a	n/a
	TOTAL	2	5.88	1	2.94	3	8.82	7	20.59	0	0.00	1	2.94	12	35.29	7	20.59	1	2.94	34

Transportation data reflects mode each hunter used to get to where they started walking

1994-95 TRANSPORTATION METHODS BY SPECIES: BLACK BEAR

UNIT	SUCCESS	AIRPLANE NUMBER	%	HORSE/ DOG TEAM NUMBER	%	BOAT NUMBER	%	3-OR-4 WHEELER NUMBER	%	SNOWMACHINE NUMBER	%	OFF ROAD VEHICLE NUMBER	%	HIGHWAY VEHICLE NUMBER	%	WALKING NUMBER	%	UNKNOWN NUMBER	%	TOTAL NUMBER
Unit 13																				
Unit/Subunit 13A																				
	SUCCESSFUL	3	25.00	0	0.00	0	0.00	0	0.00	0	0.00	0	0.00	5	41.67	4	33.33	0	0.00	12
	UNSUCCESSFUL	n/a	n/a	n/a	n/a	n/a	n/a	n/a	n/a	n/a	n/a	n/a	n/a	n/a	n/a	n/a	n/a	n/a	n/a	n/a
	TOTAL	3	25.00	0	0.00	0	0.00	0	0.00	0	0.00	0	0.00	5	41.67	4	33.33	0	0.00	12
Unit/Subunit 13B																				
	SUCCESSFUL	0	0.00	0	0.00	0	0.00	1	25.00	0	0.00	1	25.00	2	50.00	0	0.00	0	0.00	4
	UNSUCCESSFUL	n/a	n/a	n/a	n/a	n/a	n/a	n/a	n/a	n/a	n/a	n/a	n/a	n/a	n/a	n/a	n/a	n/a	n/a	n/a
	TOTAL	0	0.00	0	0.00	0	0.00	1	25.00	0	0.00	1	25.00	2	50.00	0	0.00	0	0.00	4
Unit/Subunit 13C																				
	SUCCESSFUL	0	0.00	0	0.00	0	0.00	3	60.00	0	0.00	0	0.00	1	20.00	1	20.00	0	0.00	5
	UNSUCCESSFUL	n/a	n/a	n/a	n/a	n/a	n/a	n/a	n/a	n/a	n/a	n/a	n/a	n/a	n/a	n/a	n/a	n/a	n/a	n/a
	TOTAL	0	0.00	0	0.00	0	0.00	3	60.00	0	0.00	0	0.00	1	20.00	1	20.00	0	0.00	5
Unit/Subunit 13D																				
	SUCCESSFUL	3	8.33	0	0.00	4	11.11	10	27.78	0	0.00	0	0.00	12	33.33	6	16.67	1	2.78	36
	UNSUCCESSFUL	n/a	n/a	n/a	n/a	n/a	n/a	n/a	n/a	n/a	n/a	n/a	n/a	n/a	n/a	n/a	n/a	n/a	n/a	n/a
	TOTAL	3	8.33	0	0.00	4	11.11	10	27.78	0	0.00	0	0.00	12	33.33	6	16.67	1	2.78	36
Unit/Subunit 13E																				
	SUCCESSFUL	7	16.28	0	0.00	18	41.86	6	13.95	0	0.00	1	2.33	1	2.33	7	16.28	3	6.98	43
	UNSUCCESSFUL	n/a	n/a	n/a	n/a	n/a	n/a	n/a	n/a	n/a	n/a	n/a	n/a	n/a	n/a	n/a	n/a	n/a	n/a	n/a
	TOTAL	7	16.28	0	0.00	18	41.86	6	13.95	0	0.00	1	2.33	1	2.33	7	16.28	3	6.98	43
TOTAL UNIT																				
	SUCCESSFUL	13	13.00	0	0.00	22	22.00	20	20.00	0	0.00	2	2.00	21	21.00	18	18.00	4	4.00	100
	UNSUCCESSFUL	n/a	n/a	n/a	n/a	n/a	n/a	n/a	n/a	n/a	n/a	n/a	n/a	n/a	n/a	n/a	n/a	n/a	n/a	n/a
	TOTAL	13	13.00	0	0.00	22	22.00	20	20.00	0	0.00	2	2.00	21	21.00	18	18.00	4	4.00	100
Unit 14																				
Unit/Subunit 14A																				
	SUCCESSFUL	3	6.67	1	2.22	3	6.67	15	33.33	1	2.22	0	0.00	19	42.22	2	4.44	1	2.22	45
	UNSUCCESSFUL	n/a	n/a	n/a	n/a	n/a	n/a	n/a	n/a	n/a	n/a	n/a	n/a	n/a	n/a	n/a	n/a	n/a	n/a	n/a
	TOTAL	3	6.67	1	2.22	3	6.67	15	33.33	1	2.22	0	0.00	19	42.22	2	4.44	1	2.22	45
Unit/Subunit 14B																				
	SUCCESSFUL	1	6.25	0	0.00	6	37.50	2	12.50	0	0.00	0	0.00	2	12.50	5	31.25	0	0.00	16
	UNSUCCESSFUL	n/a	n/a	n/a	n/a	n/a	n/a	n/a	n/a	n/a	n/a	n/a	n/a	n/a	n/a	n/a	n/a	n/a	n/a	n/a
	TOTAL	1	6.25	0	0.00	6	37.50	2	12.50	0	0.00	0	0.00	2	12.50	5	31.25	0	0.00	16
Unit/Subunit 14C																				
	SUCCESSFUL	5	27.78	0	0.00	1	5.56	0	0.00	0	0.00	0	0.00	11	61.11	1	5.56	0	0.00	18
	UNSUCCESSFUL	n/a	n/a	n/a	n/a	n/a	n/a	n/a	n/a	n/a	n/a	n/a	n/a	n/a	n/a	n/a	n/a	n/a	n/a	n/a
	TOTAL	5	27.78	0	0.00	1	5.56	0	0.00	0	0.00	0	0.00	11	61.11	1	5.56	0	0.00	18
TOTAL UNIT																				
	SUCCESSFUL	9	11.39	1	1.27	10	12.66	17	21.52	1	1.27	0	0.00	32	40.51	8	10.13	1	1.27	79
	UNSUCCESSFUL	n/a	n/a	n/a	n/a	n/a	n/a	n/a	n/a	n/a	n/a	n/a	n/a	n/a	n/a	n/a	n/a	n/a	n/a	n/a
	TOTAL	9	11.39	1	1.27	10	12.66	17	21.52	1	1.27	0	0.00	32	40.51	8	10.13	1	1.27	79

Transportation data reflects mode each hunter used to get to where they started walking

1994-95 TRANSPORTATION METHODS BY SPECIES: BLACK BEAR

UNIT	SUCCESS	AIRPLANE NUMBER	AIRPLANE %	HORSE/ DOG TEAM NUMBER	HORSE/ DOG TEAM %	BOAT NUMBER	BOAT %	3-OR-4 WHEELER NUMBER	3-OR-4 WHEELER %	SNOWMACHINE NUMBER	SNOWMACHINE %	OFF ROAD VEHICLE NUMBER	OFF ROAD VEHICLE %	HIGHWAY VEHICLE NUMBER	HIGHWAY VEHICLE %	WALKING NUMBER	WALKING %	UNKNOWN NUMBER	UNKNOWN %	TOTAL NUMBER
Unit 15																				
Unit/Subunit 15A																				
	SUCCESSFUL	2	6.06	0	0.00	3	9.09	4	12.12	0	0.00	1	3.03	17	51.52	6	18.18	0	0.00	33
	UNSUCCESSFUL	n/a	n/a	n/a	n/a	n/a	n/a	n/a	n/a	n/a	n/a	n/a	n/a	n/a	n/a	n/a	n/a	n/a	n/a	n/a
	TOTAL	2	6.06	0	0.00	3	9.09	4	12.12	0	0.00	1	3.03	17	51.52	6	18.18	0	0.00	33
Unit/Subunit 15B																				
	SUCCESSFUL	4	36.36	0	0.00	5	45.45	0	0.00	0	0.00	0	0.00	0	0.00	2	18.18	0	0.00	11
	UNSUCCESSFUL	n/a	n/a	n/a	n/a	n/a	n/a	n/a	n/a	n/a	n/a	n/a	n/a	n/a	n/a	n/a	n/a	n/a	n/a	n/a
	TOTAL	4	36.36	0	0.00	5	45.45	0	0.00	0	0.00	0	0.00	0	0.00	2	18.18	0	0.00	11
Unit/Subunit 15C																				
	SUCCESSFUL	30	24.59	3	2.46	42	34.43	17	13.93	0	0.00	0	0.00	13	10.66	17	13.93	0	0.00	122
	UNSUCCESSFUL	n/a	n/a	n/a	n/a	n/a	n/a	n/a	n/a	n/a	n/a	n/a	n/a	n/a	n/a	n/a	n/a	n/a	n/a	n/a
	TOTAL	30	24.59	3	2.46	42	34.43	17	13.93	0	0.00	0	0.00	13	10.66	17	13.93	0	0.00	122
TOTAL UNIT																				
	SUCCESSFUL	36	21.69	3	1.81	50	30.12	21	12.65	0	0.00	1	0.60	30	18.07	25	15.06	0	0.00	166
	UNSUCCESSFUL	n/a	n/a	n/a	n/a	n/a	n/a	n/a	n/a	n/a	n/a	n/a	n/a	n/a	n/a	n/a	n/a	n/a	n/a	n/a
	TOTAL	36	21.69	3	1.81	50	30.12	21	12.65	0	0.00	1	0.60	30	18.07	25	15.06	0	0.00	166
Unit 16																				
Unit/Subunit 16A																				
	SUCCESSFUL	0	0.00	0	0.00	20	45.45	9	20.45	1	2.27	0	0.00	10	22.73	4	9.09	0	0.00	44
	UNSUCCESSFUL	n/a	n/a	n/a	n/a	n/a	n/a	n/a	n/a	n/a	n/a	n/a	n/a	n/a	n/a	n/a	n/a	n/a	n/a	n/a
	TOTAL	0	0.00	0	0.00	20	45.45	9	20.45	1	2.27	0	0.00	10	22.73	4	9.09	0	0.00	44
Unit/Subunit 16B																				
	SUCCESSFUL	25	37.88	0	0.00	25	37.88	6	9.09	0	0.00	0	0.00	3	4.55	5	7.58	2	3.03	66
	UNSUCCESSFUL	n/a	n/a	n/a	n/a	n/a	n/a	n/a	n/a	n/a	n/a	n/a	n/a	n/a	n/a	n/a	n/a	n/a	n/a	n/a
	TOTAL	25	37.88	0	0.00	25	37.88	6	9.09	0	0.00	0	0.00	3	4.55	5	7.58	2	3.03	66
TOTAL UNIT																				
	SUCCESSFUL	25	22.73	0	0.00	45	40.91	15	13.64	1	0.91	0	0.00	13	11.82	9	8.18	2	1.82	110
	UNSUCCESSFUL	n/a	n/a	n/a	n/a	n/a	n/a	n/a	n/a	n/a	n/a	n/a	n/a	n/a	n/a	n/a	n/a	n/a	n/a	n/a
	TOTAL	25	22.73	0	0.00	45	40.91	15	13.64	1	0.91	0	0.00	13	11.82	9	8.18	2	1.82	110
Unit 17																				
Unit/Subunit 17B																				
	SUCCESSFUL	5	38.46	0	0.00	7	53.85	0	0.00	0	0.00	0	0.00	0	0.00	1	7.69	0	0.00	13
	UNSUCCESSFUL	n/a	n/a	n/a	n/a	n/a	n/a	n/a	n/a	n/a	n/a	n/a	n/a	n/a	n/a	n/a	n/a	n/a	n/a	n/a
	TOTAL	5	38.46	0	0.00	7	53.85	0	0.00	0	0.00	0	0.00	0	0.00	1	7.69	0	0.00	13
TOTAL UNIT																				
	SUCCESSFUL	5	38.46	0	0.00	7	53.85	0	0.00	0	0.00	0	0.00	0	0.00	1	7.69	0	0.00	13
	UNSUCCESSFUL	n/a	n/a	n/a	n/a	n/a	n/a	n/a	n/a	n/a	n/a	n/a	n/a	n/a	n/a	n/a	n/a	n/a	n/a	n/a
	TOTAL	5	38.46	0	0.00	7	53.85	0	0.00	0	0.00	0	0.00	0	0.00	1	7.69	0	0.00	13

Transportation data reflects mode each hunter used to get to where they started walking

1994-95 TRANSPORTATION METHODS BY SPECIES: BLACK BEAR

UNIT	SUCCESS	AIRPLANE NUMBER	AIRPLANE %	HORSE/ DOG TEAM NUMBER	HORSE/ DOG TEAM %	BOAT NUMBER	BOAT %	3-OR-4 WHEELER NUMBER	3-OR-4 WHEELER %	SNOWMACHINE NUMBER	SNOWMACHINE %	OFF ROAD VEHICLE NUMBER	OFF ROAD VEHICLE %	HIGHWAY VEHICLE NUMBER	HIGHWAY VEHICLE %	WALKING NUMBER	WALKING %	UNKNOWN NUMBER	UNKNOWN %	TOTAL NUMBER
Unit 19																				
Unit/Subunit 19A																				
	SUCCESSFUL	2	100.00	0	0.00	0	0.00	0	0.00	0	0.00	0	0.00	0	0.00	0	0.00	0	0.00	2
	UNSUCCESSFUL	n/a	n/a	n/a	n/a	n/a	n/a	n/a	n/a	n/a	n/a	n/a	n/a	n/a	n/a	n/a	n/a	n/a	n/a	n/a
	TOTAL	2	100.00	0	0.00	0	0.00	0	0.00	0	0.00	0	0.00	0	0.00	0	0.00	0	0.00	2
Unit/Subunit 19B																				
	SUCCESSFUL	2	66.67	0	0.00	0	0.00	0	0.00	0	0.00	0	0.00	0	0.00	1	33.33	0	0.00	3
	UNSUCCESSFUL	n/a	n/a	n/a	n/a	n/a	n/a	n/a	n/a	n/a	n/a	n/a	n/a	n/a	n/a	n/a	n/a	n/a	n/a	n/a
	TOTAL	2	66.67	0	0.00	0	0.00	0	0.00	0	0.00	0	0.00	0	0.00	1	33.33	0	0.00	3
Unit/Subunit 19C																				
	SUCCESSFUL	1	100.00	0	0.00	0	0.00	0	0.00	0	0.00	0	0.00	0	0.00	0	0.00	0	0.00	1
	UNSUCCESSFUL	n/a	n/a	n/a	n/a	n/a	n/a	n/a	n/a	n/a	n/a	n/a	n/a	n/a	n/a	n/a	n/a	n/a	n/a	n/a
	TOTAL	1	100.00	0	0.00	0	0.00	0	0.00	0	0.00	0	0.00	0	0.00	0	0.00	0	0.00	1
Unit/Subunit 19D																				
	SUCCESSFUL	0	0.00	0	0.00	0	0.00	0	0.00	0	0.00	0	0.00	1	100.00	0	0.00	0	0.00	1
	UNSUCCESSFUL	n/a	n/a	n/a	n/a	n/a	n/a	n/a	n/a	n/a	n/a	n/a	n/a	n/a	n/a	n/a	n/a	n/a	n/a	n/a
	TOTAL	0	0.00	0	0.00	0	0.00	0	0.00	0	0.00	0	0.00	1	100.00	0	0.00	0	0.00	1
TOTAL UNIT																				
	SUCCESSFUL	5	71.43	0	0.00	0	0.00	0	0.00	0	0.00	0	0.00	1	14.29	1	14.29	0	0.00	7
	UNSUCCESSFUL	n/a	n/a	n/a	n/a	n/a	n/a	n/a	n/a	n/a	n/a	n/a	n/a	n/a	n/a	n/a	n/a	n/a	n/a	n/a
	TOTAL	5	71.43	0	0.00	0	0.00	0	0.00	0	0.00	0	0.00	1	14.29	1	14.29	0	0.00	7
Unit 20																				
Unit/Subunit 20A																				
	SUCCESSFUL	6	13.04	0	0.00	20	43.48	13	28.26	0	0.00	2	4.35	5	10.87	0	0.00	0	0.00	46
	UNSUCCESSFUL	n/a	n/a	n/a	n/a	n/a	n/a	n/a	n/a	n/a	n/a	n/a	n/a	n/a	n/a	n/a	n/a	n/a	n/a	n/a
	TOTAL	6	13.04	0	0.00	20	43.48	13	28.26	0	0.00	2	4.35	5	10.87	0	0.00	0	0.00	46
Unit/Subunit 20B																				
	SUCCESSFUL	15	8.43	0	0.00	7	3.93	69	38.76	0	0.00	0	0.00	84	47.19	3	1.69	0	0.00	178
	UNSUCCESSFUL	n/a	n/a	n/a	n/a	n/a	n/a	n/a	n/a	n/a	n/a	n/a	n/a	n/a	n/a	n/a	n/a	n/a	n/a	n/a
	TOTAL	15	8.43	0	0.00	7	3.93	69	38.76	0	0.00	0	0.00	84	47.19	3	1.69	0	0.00	178
Unit/Subunit 20C																				
	SUCCESSFUL	5	22.73	0	0.00	11	50.00	4	18.18	0	0.00	0	0.00	0	0.00	2	9.09	0	0.00	22
	UNSUCCESSFUL	n/a	n/a	n/a	n/a	n/a	n/a	n/a	n/a	n/a	n/a	n/a	n/a	n/a	n/a	n/a	n/a	n/a	n/a	n/a
	TOTAL	5	22.73	0	0.00	11	50.00	4	18.18	0	0.00	0	0.00	0	0.00	2	9.09	0	0.00	22
Unit/Subunit 20D																				
	SUCCESSFUL	0	0.00	0	0.00	2	14.29	4	28.57	0	0.00	0	0.00	4	28.57	4	28.57	0	0.00	14
	UNSUCCESSFUL	n/a	n/a	n/a	n/a	n/a	n/a	n/a	n/a	n/a	n/a	n/a	n/a	n/a	n/a	n/a	n/a	n/a	n/a	n/a
	TOTAL	0	0.00	0	0.00	2	14.29	4	28.57	0	0.00	0	0.00	4	28.57	4	28.57	0	0.00	14
Unit/Subunit 20E																				
	SUCCESSFUL	0	0.00	0	0.00	3	16.67	5	27.78	0	0.00	0	0.00	10	55.56	0	0.00	0	0.00	18
	UNSUCCESSFUL	n/a	n/a	n/a	n/a	n/a	n/a	n/a	n/a	n/a	n/a	n/a	n/a	n/a	n/a	n/a	n/a	n/a	n/a	n/a
	TOTAL	0	0.00	0	0.00	3	16.67	5	27.78	0	0.00	0	0.00	10	55.56	0	0.00	0	0.00	18

Transportation data reflects mode each hunter used to get to where they started walking

1994-95 TRANSPORTATION METHODS BY SPECIES: BLACK BEAR

UNIT	SUCCESS	AIRPLANE NUMBER	%	HORSE/ DOG TEAM NUMBER	%	BOAT NUMBER	%	3-OR-4 WHEELER NUMBER	%	SNOWMACHINE NUMBER	%	OFF ROAD VEHICLE NUMBER	%	HIGHWAY VEHICLE NUMBER	%	WALKING NUMBER	%	UNKNOWN NUMBER	%	TOTAL NUMBER
Unit 20																				
Unit/Subunit 20F																				
	SUCCESSFUL	0	0.00	0	0.00	5	10.87	4	8.70	0	0.00	1	2.17	35	76.09	1	2.17	0	0.00	46
	UNSUCCESSFUL	n/a	n/a	n/a	n/a	n/a	n/a	n/a	n/a	n/a	n/a	n/a	n/a	n/a	n/a	n/a	n/a	n/a	n/a	n/a
	TOTAL	0	0.00	0	0.00	5	10.87	4	8.70	0	0.00	1	2.17	35	76.09	1	2.17	0	0.00	46
TOTAL UNIT																				
	SUCCESSFUL	26	8.02	0	0.00	48	14.81	99	30.56	0	0.00	3	0.93	138	42.59	10	3.09	0	0.00	324
	UNSUCCESSFUL	n/a	n/a	n/a	n/a	n/a	n/a	n/a	n/a	n/a	n/a	n/a	n/a	n/a	n/a	n/a	n/a	n/a	n/a	n/a
	TOTAL	26	8.02	0	0.00	48	14.81	99	30.56	0	0.00	3	0.93	138	42.59	10	3.09	0	0.00	324
Unit 21																				
Unit/Subunit 21D																				
	SUCCESSFUL	0	0.00	0	0.00	3	60.00	1	20.00	0	0.00	0	0.00	0	0.00	1	20.00	0	0.00	5
	UNSUCCESSFUL	n/a	n/a	n/a	n/a	n/a	n/a	n/a	n/a	n/a	n/a	n/a	n/a	n/a	n/a	n/a	n/a	n/a	n/a	n/a
	TOTAL	0	0.00	0	0.00	3	60.00	1	20.00	0	0.00	0	0.00	0	0.00	1	20.00	0	0.00	5
TOTAL UNIT																				
	SUCCESSFUL	0	0.00	0	0.00	3	60.00	1	20.00	0	0.00	0	0.00	0	0.00	1	20.00	0	0.00	5
	UNSUCCESSFUL	n/a	n/a	n/a	n/a	n/a	n/a	n/a	n/a	n/a	n/a	n/a	n/a	n/a	n/a	n/a	n/a	n/a	n/a	n/a
	TOTAL	0	0.00	0	0.00	3	60.00	1	20.00	0	0.00	0	0.00	0	0.00	1	20.00	0	0.00	5
Unit 24																				
TOTAL UNIT																				
	SUCCESSFUL	2	50.00	0	0.00	1	25.00	0	0.00	0	0.00	0	0.00	1	25.00	0	0.00	0	0.00	4
	UNSUCCESSFUL	n/a	n/a	n/a	n/a	n/a	n/a	n/a	n/a	n/a	n/a	n/a	n/a	n/a	n/a	n/a	n/a	n/a	n/a	n/a
	TOTAL	2	50.00	0	0.00	1	25.00	0	0.00	0	0.00	0	0.00	1	25.00	0	0.00	0	0.00	4
Unit 25																				
Unit/Subunit 25C																				
	SUCCESSFUL	0	0.00	0	0.00	0	0.00	2	66.67	0	0.00	0	0.00	1	33.33	0	0.00	0	0.00	3
	UNSUCCESSFUL	n/a	n/a	n/a	n/a	n/a	n/a	n/a	n/a	n/a	n/a	n/a	n/a	n/a	n/a	n/a	n/a	n/a	n/a	n/a
	TOTAL	0	0.00	0	0.00	0	0.00	2	66.67	0	0.00	0	0.00	1	33.33	0	0.00	0	0.00	3
TOTAL UNIT																				
	SUCCESSFUL	0	0.00	0	0.00	0	0.00	2	66.67	0	0.00	0	0.00	1	33.33	0	0.00	0	0.00	3
	UNSUCCESSFUL	n/a	n/a	n/a	n/a	n/a	n/a	n/a	n/a	n/a	n/a	n/a	n/a	n/a	n/a	n/a	n/a	n/a	n/a	n/a
	TOTAL	0	0.00	0	0.00	0	0.00	2	66.67	0	0.00	0	0.00	1	33.33	0	0.00	0	0.00	3
TOTAL STATEWIDE																				
	SUCCESSFUL	208	11.90	5	0.29	659	37.70	197	11.27	2	0.11	7	0.40	523	29.92	139	7.95	8	0.46	1748
	UNSUCCESSFUL	n/a	n/a	n/a	n/a	n/a	n/a	n/a	n/a	n/a	n/a	n/a	n/a	n/a	n/a	n/a	n/a	n/a	n/a	n/a
	TOTAL	208	11.90	5	0.29	659	37.70	197	11.27	2	0.11	7	0.40	523	29.92	139	7.95	8	0.46	1748

Transportation data reflects mode each hunter used to get to where they started walking

1994-95 TRANSPORTATION METHODS BY SPECIES: BROWN BEAR

UNIT	SUCCESS	AIRPLANE NUMBER	AIRPLANE %	HORSE/ DOG TEAM NUMBER	HORSE/ DOG TEAM %	BOAT NUMBER	BOAT %	3-OR-4 WHEELER NUMBER	3-OR-4 WHEELER %	SNOWMACHINE NUMBER	SNOWMACHINE %	OFF ROAD VEHICLE NUMBER	OFF ROAD VEHICLE %	HIGHWAY VEHICLE NUMBER	HIGHWAY VEHICLE %	WALKING NUMBER	WALKING %	UNKNOWN NUMBER	UNKNOWN %	TOTAL NUMBER
Unit 01																				
Unit/Subunit 01A																				
	SUCCESSFUL	0	0.00	0	0.00	8	100.00	0	0.00	0	0.00	0	0.00	0	0.00	0	0.00	0	0.00	8
	UNSUCCESSFUL	1	4.76	0	0.00	19	90.48	0	0.00	0	0.00	0	0.00	1	4.76	0	0.00	0	0.00	21
	TOTAL	1	3.45	0	0.00	27	93.10	0	0.00	0	0.00	0	0.00	1	3.45	0	0.00	0	0.00	29
Unit/Subunit 01B																				
	SUCCESSFUL	0	0.00	0	0.00	5	100.00	0	0.00	0	0.00	0	0.00	0	0.00	0	0.00	0	0.00	5
	UNSUCCESSFUL	0	0.00	0	0.00	11	100.00	0	0.00	0	0.00	0	0.00	0	0.00	0	0.00	0	0.00	11
	TOTAL	0	0.00	0	0.00	16	100.00	0	0.00	0	0.00	0	0.00	0	0.00	0	0.00	0	0.00	16
Unit/Subunit 01C																				
	SUCCESSFUL	1	33.33	0	0.00	2	66.67	0	0.00	0	0.00	0	0.00	0	0.00	0	0.00	0	0.00	3
	UNSUCCESSFUL	1	3.03	0	0.00	29	87.88	0	0.00	0	0.00	0	0.00	2	6.06	0	0.00	1	3.03	33
	TOTAL	2	5.56	0	0.00	31	86.11	0	0.00	0	0.00	0	0.00	2	5.56	0	0.00	1	2.78	36
Unit/Subunit 01D																				
	SUCCESSFUL	0	0.00	0	0.00	7	46.67	0	0.00	0	0.00	0	0.00	5	33.33	2	13.33	1	6.67	15
	UNSUCCESSFUL	2	3.85	0	0.00	12	23.08	2	3.85	0	0.00	0	0.00	31	59.62	0	0.00	5	9.62	52
	TOTAL	2	2.99	0	0.00	19	28.36	2	2.99	0	0.00	0	0.00	36	53.73	2	2.99	6	8.96	67
TOTAL UNIT																				
	SUCCESSFUL	1	3.23	0	0.00	22	70.97	0	0.00	0	0.00	0	0.00	5	16.13	2	6.45	1	3.23	31
	UNSUCCESSFUL	4	3.42	0	0.00	71	60.68	2	1.71	0	0.00	0	0.00	34	29.06	0	0.00	6	5.13	117
	TOTAL	5	3.38	0	0.00	93	62.84	2	1.35	0	0.00	0	0.00	39	26.35	2	1.35	7	4.73	148
Unit 04																				
TOTAL UNIT																				
	SUCCESSFUL	10	9.01	0	0.00	97	87.39	0	0.00	0	0.00	0	0.00	3	2.70	1	0.90	0	0.00	111
	UNSUCCESSFUL	35	16.20	0	0.00	163	75.46	0	0.00	0	0.00	1	0.46	4	1.85	4	1.85	9	4.17	216
	TOTAL	45	13.76	0	0.00	260	79.51	0	0.00	0	0.00	1	0.31	7	2.14	5	1.53	9	2.75	327
Unit 05																				
Unit/Subunit 05A																				
	SUCCESSFUL	11	52.38	0	0.00	6	28.57	0	0.00	0	0.00	0	0.00	1	4.76	3	14.29	0	0.00	21
	UNSUCCESSFUL	n/a	n/a	n/a	n/a	n/a	n/a	n/a	n/a	n/a	n/a	n/a	n/a	n/a	n/a	n/a	n/a	n/a	n/a	n/a
	TOTAL	11	52.38	0	0.00	6	28.57	0	0.00	0	0.00	0	0.00	1	4.76	3	14.29	0	0.00	21
Unit/Subunit 05B																				
	SUCCESSFUL	5	71.43	0	0.00	0	0.00	0	0.00	0	0.00	1	14.29	0	0.00	1	14.29	0	0.00	7
	UNSUCCESSFUL	n/a	n/a	n/a	n/a	n/a	n/a	n/a	n/a	n/a	n/a	n/a	n/a	n/a	n/a	n/a	n/a	n/a	n/a	n/a
	TOTAL	5	71.43	0	0.00	0	0.00	0	0.00	0	0.00	1	14.29	0	0.00	1	14.29	0	0.00	7
TOTAL UNIT																				
	SUCCESSFUL	16	57.14	0	0.00	6	21.43	0	0.00	0	0.00	1	3.57	1	3.57	4	14.29	0	0.00	28
	UNSUCCESSFUL	n/a	n/a	n/a	n/a	n/a	n/a	n/a	n/a	n/a	n/a	n/a	n/a	n/a	n/a	n/a	n/a	n/a	n/a	n/a
	TOTAL	16	57.14	0	0.00	6	21.43	0	0.00	0	0.00	1	3.57	1	3.57	4	14.29	0	0.00	28

Transportation data reflects mode each hunter used to get to where they started walking

1994-95 TRANSPORTATION METHODS BY SPECIES: BROWN BEAR

UNIT	SUCCESS	AIRPLANE NUMBER	AIRPLANE %	HORSE/ DOG TEAM NUMBER	HORSE/ DOG TEAM %	BOAT NUMBER	BOAT %	3-OR-4 WHEELER NUMBER	3-OR-4 WHEELER %	SNOWMACHINE NUMBER	SNOWMACHINE %	OFF ROAD VEHICLE NUMBER	OFF ROAD VEHICLE %	HIGHWAY VEHICLE NUMBER	HIGHWAY VEHICLE %	WALKING NUMBER	WALKING %	UNKNOWN NUMBER	UNKNOWN %	TOTAL NUMBER
Unit 06																				
Unit/Subunit 06A																				
	SUCCESSFUL	8	100.00	0	0.00	0	0.00	0	0.00	0	0.00	0	0.00	0	0.00	0	0.00	0	0.00	8
	UNSUCCESSFUL	n/a	n/a	n/a	n/a	n/a	n/a	n/a	n/a	n/a	n/a	n/a	n/a	n/a	n/a	n/a	n/a	n/a	n/a	n/a
	TOTAL	8	100.00	0	0.00	0	0.00	0	0.00	0	0.00	0	0.00	0	0.00	0	0.00	0	0.00	8
Unit/Subunit 06B																				
	SUCCESSFUL	5	100.00	0	0.00	0	0.00	0	0.00	0	0.00	0	0.00	0	0.00	0	0.00	0	0.00	5
	UNSUCCESSFUL	n/a	n/a	n/a	n/a	n/a	n/a	n/a	n/a	n/a	n/a	n/a	n/a	n/a	n/a	n/a	n/a	n/a	n/a	n/a
	TOTAL	5	100.00	0	0.00	0	0.00	0	0.00	0	0.00	0	0.00	0	0.00	0	0.00	0	0.00	5
Unit/Subunit 06C																				
	SUCCESSFUL	1	16.67	0	0.00	2	33.33	0	0.00	0	0.00	0	0.00	3	50.00	0	0.00	0	0.00	6
	UNSUCCESSFUL	n/a	n/a	n/a	n/a	n/a	n/a	n/a	n/a	n/a	n/a	n/a	n/a	n/a	n/a	n/a	n/a	n/a	n/a	n/a
	TOTAL	1	16.67	0	0.00	2	33.33	0	0.00	0	0.00	0	0.00	3	50.00	0	0.00	0	0.00	6
Unit/Subunit 06D																				
	SUCCESSFUL	3	50.00	0	0.00	3	50.00	0	0.00	0	0.00	0	0.00	0	0.00	0	0.00	0	0.00	6
	UNSUCCESSFUL	n/a	n/a	n/a	n/a	n/a	n/a	n/a	n/a	n/a	n/a	n/a	n/a	n/a	n/a	n/a	n/a	n/a	n/a	n/a
	TOTAL	3	50.00	0	0.00	3	50.00	0	0.00	0	0.00	0	0.00	0	0.00	0	0.00	0	0.00	6
TOTAL UNIT																				
	SUCCESSFUL	17	68.00	0	0.00	5	20.00	0	0.00	0	0.00	0	0.00	3	12.00	0	0.00	0	0.00	25
	UNSUCCESSFUL	n/a	n/a	n/a	n/a	n/a	n/a	n/a	n/a	n/a	n/a	n/a	n/a	n/a	n/a	n/a	n/a	n/a	n/a	n/a
	TOTAL	17	68.00	0	0.00	5	20.00	0	0.00	0	0.00	0	0.00	3	12.00	0	0.00	0	0.00	25
Unit 07																				
TOTAL UNIT																				
	SUCCESSFUL	1	33.33	0	0.00	0	0.00	0	0.00	0	0.00	0	0.00	1	33.33	0	0.00	1	33.33	3
	UNSUCCESSFUL	n/a	n/a	n/a	n/a	n/a	n/a	n/a	n/a	n/a	n/a	n/a	n/a	n/a	n/a	n/a	n/a	n/a	n/a	n/a
	TOTAL	1	33.33	0	0.00	0	0.00	0	0.00	0	0.00	0	0.00	1	33.33	0	0.00	1	33.33	3
Unit 08																				
TOTAL UNIT																				
	SUCCESSFUL	96	61.94	0	0.00	52	33.55	2	1.29	0	0.00	0	0.00	4	2.58	0	0.00	1	0.65	155
	UNSUCCESSFUL	134	49.08	4	1.47	47	17.22	19	6.96	1	0.37	7	2.56	56	20.51	0	0.00	5	1.83	273
	TOTAL	230	53.74	4	0.93	99	23.13	21	4.91	1	0.23	7	1.64	60	14.02	0	0.00	6	1.40	428
Unit 09																				
Unit/Subunit 09C																				
	SUCCESSFUL	0	0.00	0	0.00	8	66.67	1	8.33	0	0.00	0	0.00	3	25.00	0	0.00	0	0.00	12
	UNSUCCESSFUL	0	0.00	0	0.00	14	60.87	4	17.39	0	0.00	0	0.00	5	21.74	0	0.00	0	0.00	23
	TOTAL	0	0.00	0	0.00	22	62.86	5	14.29	0	0.00	0	0.00	8	22.86	0	0.00	0	0.00	35
TOTAL UNIT																				
	SUCCESSFUL	0	0.00	0	0.00	8	66.67	1	8.33	0	0.00	0	0.00	3	25.00	0	0.00	0	0.00	12
	UNSUCCESSFUL	0	0.00	0	0.00	14	60.87	4	17.39	0	0.00	0	0.00	5	21.74	0	0.00	0	0.00	23
	TOTAL	0	0.00	0	0.00	22	62.86	5	14.29	0	0.00	0	0.00	8	22.86	0	0.00	0	0.00	35

Transportation data reflects mode each hunter used to get to where they started walking

1994-95 TRANSPORTATION METHODS BY SPECIES: BROWN BEAR

UNIT	SUCCESS	AIRPLANE NUMBER	AIRPLANE %	HORSE/ DOG TEAM NUMBER	HORSE/ DOG TEAM %	BOAT NUMBER	BOAT %	3-OR-4 WHEELER NUMBER	3-OR-4 WHEELER %	SNOWMACHINE NUMBER	SNOWMACHINE %	OFF ROAD VEHICLE NUMBER	OFF ROAD VEHICLE %	HIGHWAY VEHICLE NUMBER	HIGHWAY VEHICLE %	WALKING NUMBER	WALKING %	UNKNOWN NUMBER	UNKNOWN %	TOTAL NUMBER
Unit 10																				
TOTAL UNIT																				
	SUCCESSFUL	6	85.71	0	0.00	1	14.29	0	0.00	0	0.00	0	0.00	0	0.00	0	0.00	0	0.00	7
	UNSUCCESSFUL	2	100.00	0	0.00	0	0.00	0	0.00	0	0.00	0	0.00	0	0.00	0	0.00	0	0.00	2
	TOTAL	8	88.89	0	0.00	1	11.11	0	0.00	0	0.00	0	0.00	0	0.00	0	0.00	0	0.00	9
Unit 11																				
TOTAL UNIT																				
	SUCCESSFUL	3	50.00	0	0.00	0	0.00	3	50.00	0	0.00	0	0.00	0	0.00	0	0.00	0	0.00	6
	UNSUCCESSFUL	n/a	n/a	n/a	n/a	n/a	n/a	n/a	n/a	n/a	n/a	n/a	n/a	n/a	n/a	n/a	n/a	n/a	n/a	n/a
	TOTAL	3	50.00	0	0.00	0	0.00	3	50.00	0	0.00	0	0.00	0	0.00	0	0.00	0	0.00	6
Unit 12																				
TOTAL UNIT																				
	SUCCESSFUL	4	28.57	7	50.00	0	0.00	1	7.14	0	0.00	0	0.00	2	14.29	0	0.00	0	0.00	14
	UNSUCCESSFUL	n/a	n/a	n/a	n/a	n/a	n/a	n/a	n/a	n/a	n/a	n/a	n/a	n/a	n/a	n/a	n/a	n/a	n/a	n/a
	TOTAL	4	28.57	7	50.00	0	0.00	1	7.14	0	0.00	0	0.00	2	14.29	0	0.00	0	0.00	14
Unit 13																				
Unit/Subunit 13A																				
	SUCCESSFUL	4	22.22	0	0.00	0	0.00	9	50.00	1	5.56	2	11.11	2	11.11	0	0.00	0	0.00	18
	UNSUCCESSFUL	n/a	n/a	n/a	n/a	n/a	n/a	n/a	n/a	n/a	n/a	n/a	n/a	n/a	n/a	n/a	n/a	n/a	n/a	n/a
	TOTAL	4	22.22	0	0.00	0	0.00	9	50.00	1	5.56	2	11.11	2	11.11	0	0.00	0	0.00	18
Unit/Subunit 13B																				
	SUCCESSFUL	1	5.00	0	0.00	0	0.00	4	20.00	5	25.00	0	0.00	6	30.00	4	20.00	0	0.00	20
	UNSUCCESSFUL	n/a	n/a	n/a	n/a	n/a	n/a	n/a	n/a	n/a	n/a	n/a	n/a	n/a	n/a	n/a	n/a	n/a	n/a	n/a
	TOTAL	1	5.00	0	0.00	0	0.00	4	20.00	5	25.00	0	0.00	6	30.00	4	20.00	0	0.00	20
Unit/Subunit 13C																				
	SUCCESSFUL	3	42.86	0	0.00	0	0.00	2	28.57	1	14.29	0	0.00	1	14.29	0	0.00	0	0.00	7
	UNSUCCESSFUL	n/a	n/a	n/a	n/a	n/a	n/a	n/a	n/a	n/a	n/a	n/a	n/a	n/a	n/a	n/a	n/a	n/a	n/a	n/a
	TOTAL	3	42.86	0	0.00	0	0.00	2	28.57	1	14.29	0	0.00	1	14.29	0	0.00	0	0.00	7
Unit/Subunit 13D																				
	SUCCESSFUL	6	42.86	1	7.14	2	14.29	1	7.14	0	0.00	0	0.00	3	21.43	1	7.14	0	0.00	14
	UNSUCCESSFUL	n/a	n/a	n/a	n/a	n/a	n/a	n/a	n/a	n/a	n/a	n/a	n/a	n/a	n/a	n/a	n/a	n/a	n/a	n/a
	TOTAL	6	42.86	1	7.14	2	14.29	1	7.14	0	0.00	0	0.00	3	21.43	1	7.14	0	0.00	14
Unit/Subunit 13E																				
	SUCCESSFUL	13	34.21	6	15.79	5	13.16	2	5.26	5	13.16	1	2.63	4	10.53	1	2.63	1	2.63	38
	UNSUCCESSFUL	n/a	n/a	n/a	n/a	n/a	n/a	n/a	n/a	n/a	n/a	n/a	n/a	n/a	n/a	n/a	n/a	n/a	n/a	n/a
	TOTAL	13	34.21	6	15.79	5	13.16	2	5.26	5	13.16	1	2.63	4	10.53	1	2.63	1	2.63	38
TOTAL UNIT																				
	SUCCESSFUL	27	27.84	7	7.22	7	7.22	18	18.56	12	12.37	3	3.09	16	16.49	6	6.19	1	1.03	97
	UNSUCCESSFUL	n/a	n/a	n/a	n/a	n/a	n/a	n/a	n/a	n/a	n/a	n/a	n/a	n/a	n/a	n/a	n/a	n/a	n/a	n/a
	TOTAL	27	27.84	7	7.22	7	7.22	18	18.56	12	12.37	3	3.09	16	16.49	6	6.19	1	1.03	97

Transportation data reflects mode each hunter used to get to where they started walking

1994-95 TRANSPORTATION METHODS BY SPECIES: BROWN BEAR

UNIT	SUCCESS	AIRPLANE NUMBER	AIRPLANE %	HORSE/ DOG TEAM NUMBER	HORSE/ DOG TEAM %	BOAT NUMBER	BOAT %	3-OR-4 WHEELER NUMBER	3-OR-4 WHEELER %	SNOWMACHINE NUMBER	SNOWMACHINE %	OFF ROAD VEHICLE NUMBER	OFF ROAD VEHICLE %	HIGHWAY VEHICLE NUMBER	HIGHWAY VEHICLE %	WALKING NUMBER	WALKING %	UNKNOWN NUMBER	UNKNOWN %	TOTAL NUMBER
Unit 14																				
Unit/Subunit 14A																				
	SUCCESSFUL	0	0.00	0	0.00	2	50.00	1	25.00	0	0.00	0	0.00	1	25.00	0	0.00	0	0.00	4
	UNSUCCESSFUL	n/a	n/a	n/a	n/a	n/a	n/a	n/a	n/a	n/a	n/a	n/a	n/a	n/a	n/a	n/a	n/a	n/a	n/a	n/a
	TOTAL	0	0.00	0	0.00	2	50.00	1	25.00	0	0.00	0	0.00	1	25.00	0	0.00	0	0.00	4
Unit/Subunit 14B																				
	SUCCESSFUL	0	0.00	0	0.00	0	0.00	0	0.00	0	0.00	0	0.00	0	0.00	1	100.00	0	0.00	1
	UNSUCCESSFUL	n/a	n/a	n/a	n/a	n/a	n/a	n/a	n/a	n/a	n/a	n/a	n/a	n/a	n/a	n/a	n/a	n/a	n/a	n/a
	TOTAL	0	0.00	0	0.00	0	0.00	0	0.00	0	0.00	0	0.00	0	0.00	1	100.00	0	0.00	1
TOTAL UNIT																				
	SUCCESSFUL	0	0.00	0	0.00	2	40.00	1	20.00	0	0.00	0	0.00	1	20.00	1	20.00	0	0.00	5
	UNSUCCESSFUL	n/a	n/a	n/a	n/a	n/a	n/a	n/a	n/a	n/a	n/a	n/a	n/a	n/a	n/a	n/a	n/a	n/a	n/a	n/a
	TOTAL	0	0.00	0	0.00	2	40.00	1	20.00	0	0.00	0	0.00	1	20.00	1	20.00	0	0.00	5
Unit 15																				
Unit/Subunit 15A																				
	SUCCESSFUL	0	0.00	0	0.00	0	0.00	0	0.00	0	0.00	0	0.00	2	100.00	0	0.00	0	0.00	2
	UNSUCCESSFUL	n/a	n/a	n/a	n/a	n/a	n/a	n/a	n/a	n/a	n/a	n/a	n/a	n/a	n/a	n/a	n/a	n/a	n/a	n/a
	TOTAL	0	0.00	0	0.00	0	0.00	0	0.00	0	0.00	0	0.00	2	100.00	0	0.00	0	0.00	2
Unit/Subunit 15B																				
	SUCCESSFUL	0	0.00	0	0.00	2	50.00	0	0.00	0	0.00	0	0.00	2	50.00	0	0.00	0	0.00	4
	UNSUCCESSFUL	n/a	n/a	n/a	n/a	n/a	n/a	n/a	n/a	n/a	n/a	n/a	n/a	n/a	n/a	n/a	n/a	n/a	n/a	n/a
	TOTAL	0	0.00	0	0.00	2	50.00	0	0.00	0	0.00	0	0.00	2	50.00	0	0.00	0	0.00	4
Unit/Subunit 15C																				
	SUCCESSFUL	0	0.00	1	33.33	0	0.00	0	0.00	0	0.00	0	0.00	2	66.67	0	0.00	0	0.00	3
	UNSUCCESSFUL	n/a	n/a	n/a	n/a	n/a	n/a	n/a	n/a	n/a	n/a	n/a	n/a	n/a	n/a	n/a	n/a	n/a	n/a	n/a
	TOTAL	0	0.00	1	33.33	0	0.00	0	0.00	0	0.00	0	0.00	2	66.67	0	0.00	0	0.00	3
TOTAL UNIT																				
	SUCCESSFUL	0	0.00	1	11.11	2	22.22	0	0.00	0	0.00	0	0.00	6	66.67	0	0.00	0	0.00	9
	UNSUCCESSFUL	n/a	n/a	n/a	n/a	n/a	n/a	n/a	n/a	n/a	n/a	n/a	n/a	n/a	n/a	n/a	n/a	n/a	n/a	n/a
	TOTAL	0	0.00	1	11.11	2	22.22	0	0.00	0	0.00	0	0.00	6	66.67	0	0.00	0	0.00	9
Unit 16																				
Unit/Subunit 16A																				
	SUCCESSFUL	0	0.00	0	0.00	0	0.00	2	28.57	1	14.29	0	0.00	4	57.14	0	0.00	0	0.00	7
	UNSUCCESSFUL	n/a	n/a	n/a	n/a	n/a	n/a	n/a	n/a	n/a	n/a	n/a	n/a	n/a	n/a	n/a	n/a	n/a	n/a	n/a
	TOTAL	0	0.00	0	0.00	0	0.00	2	28.57	1	14.29	0	0.00	4	57.14	0	0.00	0	0.00	7
Unit/Subunit 16B																				
	SUCCESSFUL	33	76.74	6	13.95	1	2.33	0	0.00	3	6.98	0	0.00	0	0.00	0	0.00	0	0.00	43
	UNSUCCESSFUL	n/a	n/a	n/a	n/a	n/a	n/a	n/a	n/a	n/a	n/a	n/a	n/a	n/a	n/a	n/a	n/a	n/a	n/a	n/a
	TOTAL	33	76.74	6	13.95	1	2.33	0	0.00	3	6.98	0	0.00	0	0.00	0	0.00	0	0.00	43
TOTAL UNIT																				
	SUCCESSFUL	33	66.00	6	12.00	1	2.00	2	4.00	4	8.00	0	0.00	4	8.00	0	0.00	0	0.00	50
	UNSUCCESSFUL	n/a	n/a	n/a	n/a	n/a	n/a	n/a	n/a	n/a	n/a	n/a	n/a	n/a	n/a	n/a	n/a	n/a	n/a	n/a
	TOTAL	33	66.00	6	12.00	1	2.00	2	4.00	4	8.00	0	0.00	4	8.00	0	0.00	0	0.00	50

Transportation data reflects mode each hunter used to get to where they started walking

1994-95 TRANSPORTATION METHODS BY SPECIES: BROWN BEAR

UNIT	SUCCESS	AIRPLANE NUMBER	%	HORSE/ DOG TEAM NUMBER	%	BOAT NUMBER	%	3-OR-4 WHEELER NUMBER	%	SNOWMACHINE NUMBER	%	OFF ROAD VEHICLE NUMBER	%	HIGHWAY VEHICLE NUMBER	%	WALKING NUMBER	%	UNKNOWN NUMBER	%	TOTAL NUMBER
Unit 17																				
Unit/Subunit 17A																				
	SUCCESSFUL	2	66.67	0	0.00	1	33.33	0	0.00	0	0.00	0	0.00	0	0.00	0	0.00	0	0.00	3
	UNSUCCESSFUL	n/a	n/a	n/a	n/a	n/a	n/a	n/a	n/a	n/a	n/a	n/a	n/a	n/a	n/a	n/a	n/a	n/a	n/a	n/a
	TOTAL	2	66.67	0	0.00	1	33.33	0	0.00	0	0.00	0	0.00	0	0.00	0	0.00	0	0.00	3
Unit/Subunit 17B																				
	SUCCESSFUL	24	80.00	0	0.00	5	16.67	0	0.00	0	0.00	0	0.00	0	0.00	1	3.33	0	0.00	30
	UNSUCCESSFUL	n/a	n/a	n/a	n/a	n/a	n/a	n/a	n/a	n/a	n/a	n/a	n/a	n/a	n/a	n/a	n/a	n/a	n/a	n/a
	TOTAL	24	80.00	0	0.00	5	16.67	0	0.00	0	0.00	0	0.00	0	0.00	1	3.33	0	0.00	30
Unit/Subunit 17C																				
	SUCCESSFUL	9	90.00	0	0.00	1	10.00	0	0.00	0	0.00	0	0.00	0	0.00	0	0.00	0	0.00	10
	UNSUCCESSFUL	n/a	n/a	n/a	n/a	n/a	n/a	n/a	n/a	n/a	n/a	n/a	n/a	n/a	n/a	n/a	n/a	n/a	n/a	n/a
	TOTAL	9	90.00	0	0.00	1	10.00	0	0.00	0	0.00	0	0.00	0	0.00	0	0.00	0	0.00	10
TOTAL UNIT																				
	SUCCESSFUL	35	81.40	0	0.00	7	16.28	0	0.00	0	0.00	0	0.00	0	0.00	1	2.33	0	0.00	43
	UNSUCCESSFUL	n/a	n/a	n/a	n/a	n/a	n/a	n/a	n/a	n/a	n/a	n/a	n/a	n/a	n/a	n/a	n/a	n/a	n/a	n/a
	TOTAL	35	81.40	0	0.00	7	16.28	0	0.00	0	0.00	0	0.00	0	0.00	1	2.33	0	0.00	43
Unit 18																				
TOTAL UNIT																				
	SUCCESSFUL	4	66.67	0	0.00	2	33.33	0	0.00	0	0.00	0	0.00	0	0.00	0	0.00	0	0.00	6
	UNSUCCESSFUL	0	n/a	0	n/a	0	n/a	0	n/a	0	n/a	0	n/a	0	n/a	n/a	n/a	0	n/a	0
	TOTAL	4	66.67	0	0.00	2	33.33	0	0.00	0	0.00	0	0.00	0	0.00	0	0.00	0	0.00	6
Unit 19																				
Unit/Subunit 19A																				
	SUCCESSFUL	7	100.00	0	0.00	0	0.00	0	0.00	0	0.00	0	0.00	0	0.00	0	0.00	0	0.00	7
	UNSUCCESSFUL	n/a	n/a	n/a	n/a	n/a	n/a	n/a	n/a	n/a	n/a	n/a	n/a	n/a	n/a	n/a	n/a	n/a	n/a	n/a
	TOTAL	7	100.00	0	0.00	0	0.00	0	0.00	0	0.00	0	0.00	0	0.00	0	0.00	0	0.00	7
Unit/Subunit 19B																				
	SUCCESSFUL	22	91.67	0	0.00	0	0.00	0	0.00	1	4.17	0	0.00	0	0.00	1	4.17	0	0.00	24
	UNSUCCESSFUL	n/a	n/a	n/a	n/a	n/a	n/a	n/a	n/a	n/a	n/a	n/a	n/a	n/a	n/a	n/a	n/a	n/a	n/a	n/a
	TOTAL	22	91.67	0	0.00	0	0.00	0	0.00	1	4.17	0	0.00	0	0.00	1	4.17	0	0.00	24
Unit/Subunit 19C																				
	SUCCESSFUL	13	86.67	2	13.33	0	0.00	0	0.00	0	0.00	0	0.00	0	0.00	0	0.00	0	0.00	15
	UNSUCCESSFUL	n/a	n/a	n/a	n/a	n/a	n/a	n/a	n/a	n/a	n/a	n/a	n/a	n/a	n/a	n/a	n/a	n/a	n/a	n/a
	TOTAL	13	86.67	2	13.33	0	0.00	0	0.00	0	0.00	0	0.00	0	0.00	0	0.00	0	0.00	15
Unit/Subunit 19D																				
	SUCCESSFUL	2	100.00	0	0.00	0	0.00	0	0.00	0	0.00	0	0.00	0	0.00	0	0.00	0	0.00	2
	UNSUCCESSFUL	n/a	n/a	n/a	n/a	n/a	n/a	n/a	n/a	n/a	n/a	n/a	n/a	n/a	n/a	n/a	n/a	n/a	n/a	n/a
	TOTAL	2	100.00	0	0.00	0	0.00	0	0.00	0	0.00	0	0.00	0	0.00	0	0.00	0	0.00	2
TOTAL UNIT																				
	SUCCESSFUL	44	91.67	2	4.17	0	0.00	0	0.00	1	2.08	0	0.00	0	0.00	1	2.08	0	0.00	48
	UNSUCCESSFUL	n/a	n/a	n/a	n/a	n/a	n/a	n/a	n/a	n/a	n/a	n/a	n/a	n/a	n/a	n/a	n/a	n/a	n/a	n/a
	TOTAL	44	91.67	2	4.17	0	0.00	0	0.00	1	2.08	0	0.00	0	0.00	1	2.08	0	0.00	48

Transportation data reflects mode each hunter used to get to where they started walking

1994-95 TRANSPORTATION METHODS BY SPECIES: BROWN BEAR

UNIT	SUCCESS	AIRPLANE NUMBER	AIRPLANE %	HORSE/ DOG TEAM NUMBER	HORSE/ DOG TEAM %	BOAT NUMBER	BOAT %	3-OR-4 WHEELER NUMBER	3-OR-4 WHEELER %	SNOWMACHINE NUMBER	SNOWMACHINE %	OFF ROAD VEHICLE NUMBER	OFF ROAD VEHICLE %	HIGHWAY VEHICLE NUMBER	HIGHWAY VEHICLE %	WALKING NUMBER	WALKING %	UNKNOWN NUMBER	UNKNOWN %	TOTAL NUMBER
Unit 20																				
Unit/Subunit 20A																				
	SUCCESSFUL	2	20.00	3	30.00	2	20.00	1	10.00	0	0.00	0	0.00	1	10.00	1	10.00	0	0.00	10
	UNSUCCESSFUL	n/a	n/a	n/a	n/a	n/a	n/a	n/a	n/a	n/a	n/a	n/a	n/a	n/a	n/a	n/a	n/a	n/a	n/a	n/a
	TOTAL	2	20.00	3	30.00	2	20.00	1	10.00	0	0.00	0	0.00	1	10.00	1	10.00	0	0.00	10
Unit/Subunit 20B																				
	SUCCESSFUL	0	0.00	0	0.00	1	14.29	3	42.86	0	0.00	0	0.00	3	42.86	0	0.00	0	0.00	7
	UNSUCCESSFUL	n/a	n/a	n/a	n/a	n/a	n/a	n/a	n/a	n/a	n/a	n/a	n/a	n/a	n/a	n/a	n/a	n/a	n/a	n/a
	TOTAL	0	0.00	0	0.00	1	14.29	3	42.86	0	0.00	0	0.00	3	42.86	0	0.00	0	0.00	7
Unit/Subunit 20C																				
	SUCCESSFUL	0	0.00	0	0.00	0	0.00	1	16.67	0	0.00	1	16.67	1	16.67	2	33.33	1	16.67	6
	UNSUCCESSFUL	n/a	n/a	n/a	n/a	n/a	n/a	n/a	n/a	n/a	n/a	n/a	n/a	n/a	n/a	n/a	n/a	n/a	n/a	n/a
	TOTAL	0	0.00	0	0.00	0	0.00	1	16.67	0	0.00	1	16.67	1	16.67	2	33.33	1	16.67	6
Unit/Subunit 20D																				
	SUCCESSFUL	1	16.67	1	16.67	0	0.00	2	33.33	0	0.00	0	0.00	1	16.67	1	16.67	0	0.00	6
	UNSUCCESSFUL	n/a	n/a	n/a	n/a	n/a	n/a	n/a	n/a	n/a	n/a	n/a	n/a	n/a	n/a	n/a	n/a	n/a	n/a	n/a
	TOTAL	1	16.67	1	16.67	0	0.00	2	33.33	0	0.00	0	0.00	1	16.67	1	16.67	0	0.00	6
Unit/Subunit 20E																				
	SUCCESSFUL	3	27.27	0	0.00	1	9.09	2	18.18	0	0.00	1	9.09	2	18.18	2	18.18	0	0.00	11
	UNSUCCESSFUL	n/a	n/a	n/a	n/a	n/a	n/a	n/a	n/a	n/a	n/a	n/a	n/a	n/a	n/a	n/a	n/a	n/a	n/a	n/a
	TOTAL	3	27.27	0	0.00	1	9.09	2	18.18	0	0.00	1	9.09	2	18.18	2	18.18	0	0.00	11
Unit/Subunit 20F																				
	SUCCESSFUL	0	0.00	0	0.00	1	100.00	0	0.00	0	0.00	0	0.00	0	0.00	0	0.00	0	0.00	1
	UNSUCCESSFUL	n/a	n/a	n/a	n/a	n/a	n/a	n/a	n/a	n/a	n/a	n/a	n/a	n/a	n/a	n/a	n/a	n/a	n/a	n/a
	TOTAL	0	0.00	0	0.00	1	100.00	0	0.00	0	0.00	0	0.00	0	0.00	0	0.00	0	0.00	1
TOTAL UNIT																				
	SUCCESSFUL	6	14.63	4	9.76	5	12.20	9	21.95	0	0.00	2	4.88	8	19.51	6	14.63	1	2.44	41
	UNSUCCESSFUL	n/a	n/a	n/a	n/a	n/a	n/a	n/a	n/a	n/a	n/a	n/a	n/a	n/a	n/a	n/a	n/a	n/a	n/a	n/a
	TOTAL	6	14.63	4	9.76	5	12.20	9	21.95	0	0.00	2	4.88	8	19.51	6	14.63	1	2.44	41
Unit 21																				
Unit/Subunit 21A																				
	SUCCESSFUL	1	33.33	0	0.00	0	0.00	0	0.00	1	33.33	0	0.00	1	33.33	0	0.00	0	0.00	3
	UNSUCCESSFUL	n/a	n/a	n/a	n/a	n/a	n/a	n/a	n/a	n/a	n/a	n/a	n/a	n/a	n/a	n/a	n/a	n/a	n/a	n/a
	TOTAL	1	33.33	0	0.00	0	0.00	0	0.00	1	33.33	0	0.00	1	33.33	0	0.00	0	0.00	3
Unit/Subunit 21C																				
	SUCCESSFUL	1	33.33	0	0.00	2	66.67	0	0.00	0	0.00	0	0.00	0	0.00	0	0.00	0	0.00	3
	UNSUCCESSFUL	n/a	n/a	n/a	n/a	n/a	n/a	n/a	n/a	n/a	n/a	n/a	n/a	n/a	n/a	n/a	n/a	n/a	n/a	n/a
	TOTAL	1	33.33	0	0.00	2	66.67	0	0.00	0	0.00	0	0.00	0	0.00	0	0.00	0	0.00	3
Unit/Subunit 21D																				
	SUCCESSFUL	0	0.00	0	0.00	1	25.00	0	0.00	3	75.00	0	0.00	0	0.00	0	0.00	0	0.00	4
	UNSUCCESSFUL	n/a	n/a	n/a	n/a	n/a	n/a	n/a	n/a	n/a	n/a	n/a	n/a	n/a	n/a	n/a	n/a	n/a	n/a	n/a
	TOTAL	0	0.00	0	0.00	1	25.00	0	0.00	3	75.00	0	0.00	0	0.00	0	0.00	0	0.00	4

Transportation data reflects mode each hunter used to get to where they started walking

1994-95 TRANSPORTATION METHODS BY SPECIES: BROWN BEAR

UNIT	SUCCESS	AIRPLANE NUMBER	AIRPLANE %	HORSE/ DOG TEAM NUMBER	HORSE/ DOG TEAM %	BOAT NUMBER	BOAT %	3-OR-4 WHEELER NUMBER	3-OR-4 WHEELER %	SNOWMACHINE NUMBER	SNOWMACHINE %	OFF ROAD VEHICLE NUMBER	OFF ROAD VEHICLE %	HIGHWAY VEHICLE NUMBER	HIGHWAY VEHICLE %	WALKING NUMBER	WALKING %	UNKNOWN NUMBER	UNKNOWN %	TOTAL NUMBER
Unit 21																				
Unit/Subunit 21E																				
	SUCCESSFUL	3	100.00	0	0.00	0	0.00	0	0.00	0	0.00	0	0.00	0	0.00	0	0.00	0	0.00	3
	UNSUCCESSFUL	n/a	n/a	n/a	n/a	n/a	n/a	n/a	n/a	n/a	n/a	n/a	n/a	n/a	n/a	n/a	n/a	n/a	n/a	n/a
	TOTAL	3	100.00	0	0.00	0	0.00	0	0.00	0	0.00	0	0.00	0	0.00	0	0.00	0	0.00	3
TOTAL UNIT																				
	SUCCESSFUL	5	38.46	0	0.00	3	23.08	0	0.00	4	30.77	0	0.00	1	7.69	0	0.00	0	0.00	13
	UNSUCCESSFUL	n/a	n/a	n/a	n/a	n/a	n/a	n/a	n/a	n/a	n/a	n/a	n/a	n/a	n/a	n/a	n/a	n/a	n/a	n/a
	TOTAL	5	38.46	0	0.00	3	23.08	0	0.00	4	30.77	0	0.00	1	7.69	0	0.00	0	0.00	13
Unit 22																				
Unit/Subunit 22A																				
	SUCCESSFUL	1	16.67	0	0.00	2	33.33	2	33.33	1	16.67	0	0.00	0	0.00	0	0.00	0	0.00	6
	UNSUCCESSFUL	n/a	n/a	n/a	n/a	n/a	n/a	n/a	n/a	n/a	n/a	n/a	n/a	n/a	n/a	n/a	n/a	n/a	n/a	n/a
	TOTAL	1	16.67	0	0.00	2	33.33	2	33.33	1	16.67	0	0.00	0	0.00	0	0.00	0	0.00	6
Unit/Subunit 22B																				
	SUCCESSFUL	0	0.00	0	0.00	0	0.00	0	0.00	9	56.25	0	0.00	0	0.00	0	0.00	7	43.75	16
	UNSUCCESSFUL	0	0.00	0	0.00	0	0.00	0	0.00	0	0.00	0	0.00	0	0.00	0	0.00	3	100.00	3
	TOTAL	0	0.00	0	0.00	0	0.00	0	0.00	9	47.37	0	0.00	0	0.00	0	0.00	10	52.63	19
Unit/Subunit 22C																				
	SUCCESSFUL	0	0.00	0	0.00	1	14.29	2	28.57	0	0.00	0	0.00	4	57.14	0	0.00	0	0.00	7
	UNSUCCESSFUL	0	n/a	0	n/a	0	n/a	0	n/a	0	n/a	0	n/a	0	n/a	n/a	n/a	0	n/a	0
	TOTAL	0	0.00	0	0.00	1	14.29	2	28.57	0	0.00	0	0.00	4	57.14	0	0.00	0	0.00	7
Unit/Subunit 22D																				
	SUCCESSFUL	0	0.00	0	0.00	1	11.11	1	11.11	5	55.56	0	0.00	1	11.11	0	0.00	1	11.11	9
	UNSUCCESSFUL	0	n/a	0	n/a	0	n/a	0	n/a	0	n/a	0	n/a	0	n/a	n/a	n/a	0	n/a	0
	TOTAL	0	0.00	0	0.00	1	11.11	1	11.11	5	55.56	0	0.00	1	11.11	0	0.00	1	11.11	9
Unit/Subunit 22E																				
	SUCCESSFUL	0	0.00	0	0.00	0	0.00	0	0.00	3	100.00	0	0.00	0	0.00	0	0.00	0	0.00	3
	UNSUCCESSFUL	0	n/a	0	n/a	0	n/a	0	n/a	0	n/a	0	n/a	0	n/a	n/a	n/a	0	n/a	0
	TOTAL	0	0.00	0	0.00	0	0.00	0	0.00	3	100.00	0	0.00	0	0.00	0	0.00	0	0.00	3
TOTAL UNIT																				
	SUCCESSFUL	1	2.44	0	0.00	4	9.76	5	12.20	18	43.90	0	0.00	5	12.20	0	0.00	8	19.51	41
	UNSUCCESSFUL	0	0.00	0	0.00	0	0.00	0	0.00	0	0.00	0	0.00	0	0.00	0	0.00	3	100.00	3
	TOTAL	1	2.27	0	0.00	4	9.09	5	11.36	18	40.91	0	0.00	5	11.36	0	0.00	11	25.00	44
Unit 23																				
TOTAL UNIT																				
	SUCCESSFUL	16	50.00	0	0.00	7	21.88	1	3.13	7	21.88	0	0.00	0	0.00	1	3.13	0	0.00	32
	UNSUCCESSFUL	0	0.00	0	0.00	0	0.00	0	0.00	0	0.00	0	0.00	0	0.00	0	0.00	8	100.00	8
	TOTAL	16	40.00	0	0.00	7	17.50	1	2.50	7	17.50	0	0.00	0	0.00	1	2.50	8	20.00	40

Transportation data reflects mode each hunter used to get to where they started walking

1994-95 TRANSPORTATION METHODS BY SPECIES: BROWN BEAR

UNIT	SUCCESS	AIRPLANE NUMBER	%	HORSE/ DOG TEAM NUMBER	%	BOAT NUMBER	%	3-OR-4 WHEELER NUMBER	%	SNOWMACHINE NUMBER	%	OFF ROAD VEHICLE NUMBER	%	HIGHWAY VEHICLE NUMBER	%	WALKING NUMBER	%	UNKNOWN NUMBER	%	TOTAL NUMBER
Unit 24																				
TOTAL UNIT																				
	SUCCESSFUL	3	18.75	1	6.25	5	31.25	0	0.00	0	0.00	0	0.00	5	31.25	2	12.50	0	0.00	16
	UNSUCCESSFUL	0	n/a	0	n/a	0	n/a	0	n/a	0	n/a	0	n/a	0	n/a	n/a	n/a	0	n/a	0
	TOTAL	3	18.75	1	6.25	5	31.25	0	0.00	0	0.00	0	0.00	5	31.25	2	12.50	0	0.00	16
Unit 25																				
Unit/Subunit 25A																				
	SUCCESSFUL	10	71.43	1	7.14	0	0.00	0	0.00	0	0.00	0	0.00	0	0.00	3	21.43	0	0.00	14
	UNSUCCESSFUL	n/a	n/a	n/a	n/a	n/a	n/a	n/a	n/a	n/a	n/a	n/a	n/a	n/a	n/a	n/a	n/a	n/a	n/a	n/a
	TOTAL	10	71.43	1	7.14	0	0.00	0	0.00	0	0.00	0	0.00	0	0.00	3	21.43	0	0.00	14
Unit/Subunit 25B																				
	SUCCESSFUL	0	0.00	0	0.00	1	100.00	0	0.00	0	0.00	0	0.00	0	0.00	0	0.00	0	0.00	1
	UNSUCCESSFUL	n/a	n/a	n/a	n/a	n/a	n/a	n/a	n/a	n/a	n/a	n/a	n/a	n/a	n/a	n/a	n/a	n/a	n/a	n/a
	TOTAL	0	0.00	0	0.00	1	100.00	0	0.00	0	0.00	0	0.00	0	0.00	0	0.00	0	0.00	1
Unit/Subunit 25C																				
	SUCCESSFUL	0	0.00	0	0.00	0	0.00	0	0.00	0	0.00	0	0.00	1	100.00	0	0.00	0	0.00	1
	UNSUCCESSFUL	n/a	n/a	n/a	n/a	n/a	n/a	n/a	n/a	n/a	n/a	n/a	n/a	n/a	n/a	n/a	n/a	n/a	n/a	n/a
	TOTAL	0	0.00	0	0.00	0	0.00	0	0.00	0	0.00	0	0.00	1	100.00	0	0.00	0	0.00	1
Unit/Subunit 25D																				
	SUCCESSFUL	0	0.00	0	0.00	1	50.00	0	0.00	0	0.00	0	0.00	1	50.00	0	0.00	0	0.00	2
	UNSUCCESSFUL	n/a	n/a	n/a	n/a	n/a	n/a	n/a	n/a	n/a	n/a	n/a	n/a	n/a	n/a	n/a	n/a	n/a	n/a	n/a
	TOTAL	0	0.00	0	0.00	1	50.00	0	0.00	0	0.00	0	0.00	1	50.00	0	0.00	0	0.00	2
TOTAL UNIT																				
	SUCCESSFUL	10	55.56	1	5.56	2	11.11	0	0.00	0	0.00	0	0.00	2	11.11	3	16.67	0	0.00	18
	UNSUCCESSFUL	n/a	n/a	n/a	n/a	n/a	n/a	n/a	n/a	n/a	n/a	n/a	n/a	n/a	n/a	n/a	n/a	n/a	n/a	n/a
	TOTAL	10	55.56	1	5.56	2	11.11	0	0.00	0	0.00	0	0.00	2	11.11	3	16.67	0	0.00	18
Unit 26																				
Unit/Subunit 26A																				
	SUCCESSFUL	15	75.00	0	0.00	1	5.00	0	0.00	3	15.00	0	0.00	0	0.00	1	5.00	0	0.00	20
	UNSUCCESSFUL	0	0.00	0	0.00	0	0.00	0	0.00	0	0.00	0	0.00	0	0.00	0	0.00	3	100.00	3
	TOTAL	15	65.22	0	0.00	1	4.35	0	0.00	3	13.04	0	0.00	0	0.00	1	4.35	3	13.04	23
Unit/Subunit 26B																				
	SUCCESSFUL	6	50.00	0	0.00	1	8.33	0	0.00	0	0.00	0	0.00	5	41.67	0	0.00	0	0.00	12
	UNSUCCESSFUL	0	n/a	0	n/a	0	n/a	0	n/a	0	n/a	0	n/a	0	n/a	n/a	n/a	0	n/a	0
	TOTAL	6	50.00	0	0.00	1	8.33	0	0.00	0	0.00	0	0.00	5	41.67	0	0.00	0	0.00	12
Unit/Subunit 26C																				
	SUCCESSFUL	4	100.00	0	0.00	0	0.00	0	0.00	0	0.00	0	0.00	0	0.00	0	0.00	0	0.00	4
	UNSUCCESSFUL	n/a	n/a	n/a	n/a	n/a	n/a	n/a	n/a	n/a	n/a	n/a	n/a	n/a	n/a	n/a	n/a	n/a	n/a	n/a
	TOTAL	4	100.00	0	0.00	0	0.00	0	0.00	0	0.00	0	0.00	0	0.00	0	0.00	0	0.00	4
TOTAL UNIT																				
	SUCCESSFUL	25	69.44	0	0.00	2	5.56	0	0.00	3	8.33	0	0.00	5	13.89	1	2.78	0	0.00	36
	UNSUCCESSFUL	n/a	0.00	n/a	0.00	n/a	0.00	n/a	0.00	n/a	0.00	n/a	0.00	n/a	0.00	0	0.00	3	100.00	3
	TOTAL	25	64.10	0	0.00	2	5.13	0	0.00	3	7.69	0	0.00	5	12.82	1	2.56	3	7.69	39

Transportation data reflects mode each hunter used to get to where they started walking

1994-95 TRANSPORTATION METHODS BY SPECIES: BROWN BEAR

UNIT	SUCCESS	AIRPLANE NUMBER	%	HORSE/ DOG TEAM NUMBER	%	BOAT NUMBER	%	3-OR-4 WHEELER NUMBER	%	SNOWMACHINE NUMBER	%	OFF ROAD VEHICLE NUMBER	%	HIGHWAY VEHICLE NUMBER	%	WALKING NUMBER	%	UNKNOWN NUMBER	%	TOTAL NUMBER
TOTAL STATEWIDE																				
	SUCCESSFUL	363	42.86	29	3.42	240	28.34	43	5.08	49	5.79	6	0.71	75	8.85	29	3.42	13	1.53	847
	UNSUCCESSFUL	175	27.13	4	0.62	295	45.74	25	3.88	1	0.16	8	1.24	99	15.35	4	0.62	34	5.27	645
	TOTAL	538	36.06	33	2.21	535	35.86	68	4.56	50	3.35	14	0.94	174	11.66	33	2.21	47	3.15	1492

Transportation data reflects mode each hunter used to get to where they started walking

1994-95 TRANSPORTATION METHODS BY SPECIES: CARIBOU

UNIT	SUCCESS	AIRPLANE NUMBER	%	HORSE/ DOG TEAM NUMBER	%	BOAT NUMBER	%	3-OR-4 WHEELER NUMBER	%	SNOWMACHINE NUMBER	%	OFF ROAD VEHICLE NUMBER	%	HIGHWAY VEHICLE NUMBER	%	WALKING NUMBER	%	UNKNOWN NUMBER	%	TOTAL NUMBER
Unit 07																				
TOTAL UNIT																				
	SUCCESSFUL	2	7.14	4	14.29	0	0.00	0	0.00	0	0.00	0	0.00	21	75.00	0	0.00	1	3.57	28
	UNSUCCESSFUL	5	5.68	10	11.36	0	0.00	1	1.14	0	0.00	1	1.14	66	75.00	0	0.00	5	5.68	88
	TOTAL	7	6.03	14	12.07	0	0.00	1	0.86	0	0.00	1	0.86	87	75.00	0	0.00	6	5.17	116
Unit 12																				
TOTAL UNIT																				
	SUCCESSFUL	0	0.00	0	0.00	0	0.00	0	0.00	146	53.09	0	0.00	107	38.91	0	0.00	22	8.00	275
	UNSUCCESSFUL	0	0.00	2	0.31	0	0.00	9	1.38	253	38.92	2	0.31	317	48.77	0	0.00	67	10.31	650
	TOTAL	0	0.00	2	0.22	0	0.00	9	0.97	399	43.14	2	0.22	424	45.84	0	0.00	89	9.62	925
Unit 13																				
Unit/Subunit 13A																				
	SUCCESSFUL	71	9.29	9	1.18	120	15.71	327	42.80	46	6.02	112	14.66	75	9.82	0	0.00	4	0.52	764
	UNSUCCESSFUL	50	5.34	12	1.28	115	12.29	253	27.03	123	13.14	106	11.32	237	25.32	0	0.00	40	4.27	936
	TOTAL	121	7.12	21	1.24	235	13.82	580	34.12	169	9.94	218	12.82	312	18.35	0	0.00	44	2.59	1700
Unit/Subunit 13B																				
	SUCCESSFUL	27	2.56	20	1.89	119	11.27	404	38.26	31	2.94	97	9.19	338	32.01	0	0.00	20	1.89	1056
	UNSUCCESSFUL	17	1.60	20	1.88	70	6.59	161	15.15	116	10.91	56	5.27	526	49.48	0	0.00	97	9.13	1063
	TOTAL	44	2.08	40	1.89	189	8.92	565	26.66	147	6.94	153	7.22	864	40.77	0	0.00	117	5.52	2119
Unit/Subunit 13C																				
	SUCCESSFUL	6	12.00	2	4.00	0	0.00	16	32.00	5	10.00	14	28.00	5	10.00	0	0.00	2	4.00	50
	UNSUCCESSFUL	4	6.15	3	4.62	0	0.00	25	38.46	3	4.62	10	15.38	15	23.08	0	0.00	5	7.69	65
	TOTAL	10	8.70	5	4.35	0	0.00	41	35.65	8	6.96	24	20.87	20	17.39	0	0.00	7	6.09	115
Unit/Subunit 13D																				
	SUCCESSFUL	1	9.09	1	9.09	1	9.09	4	36.36	2	18.18	0	0.00	2	18.18	0	0.00	0	0.00	11
	UNSUCCESSFUL	4	16.00	0	0.00	1	4.00	5	20.00	1	4.00	0	0.00	14	56.00	0	0.00	0	0.00	25
	TOTAL	5	13.89	1	2.78	2	5.56	9	25.00	3	8.33	0	0.00	16	44.44	0	0.00	0	0.00	36
Unit/Subunit 13E																				
	SUCCESSFUL	66	6.11	2	0.19	26	2.41	295	27.31	308	28.52	94	8.70	274	25.37	0	0.00	15	1.39	1080
	UNSUCCESSFUL	29	6.18	3	0.64	9	1.92	94	20.04	45	9.59	44	9.38	213	45.42	0	0.00	32	6.82	469
	TOTAL	95	6.13	5	0.32	35	2.26	389	25.11	353	22.79	138	8.91	487	31.44	0	0.00	47	3.03	1549
Unit/Subunit 13Z																				
	SUCCESSFUL	20	5.93	8	2.37	16	4.75	111	32.94	45	13.35	27	8.01	98	29.08	0	0.00	12	3.56	337
	UNSUCCESSFUL	16	2.03	11	1.39	16	2.03	124	15.72	68	8.62	40	5.07	422	53.49	0	0.00	92	11.66	789
	TOTAL	36	3.20	19	1.69	32	2.84	235	20.87	113	10.04	67	5.95	520	46.18	0	0.00	104	9.24	1126
TOTAL UNIT																				
	SUCCESSFUL	191	5.79	42	1.27	282	8.55	1157	35.08	437	13.25	344	10.43	792	24.01	0	0.00	53	1.61	3298
	UNSUCCESSFUL	120	3.59	49	1.46	211	6.30	662	19.78	356	10.64	256	7.65	1427	42.64	0	0.00	266	7.95	3347
	TOTAL	311	4.68	91	1.37	493	7.42	1819	27.37	793	11.93	600	9.03	2219	33.39	0	0.00	319	4.80	6645

Transportation data reflects mode each hunter used to get to where they started walking

1994-95 TRANSPORTATION METHODS BY SPECIES: CARIBOU

UNIT	SUCCESS	AIRPLANE NUMBER	AIRPLANE %	HORSE/ DOG TEAM NUMBER	HORSE/ DOG TEAM %	BOAT NUMBER	BOAT %	3-OR-4 WHEELER NUMBER	3-OR-4 WHEELER %	SNOWMACHINE NUMBER	SNOWMACHINE %	OFF ROAD VEHICLE NUMBER	OFF ROAD VEHICLE %	HIGHWAY VEHICLE NUMBER	HIGHWAY VEHICLE %	WALKING NUMBER	WALKING %	UNKNOWN NUMBER	UNKNOWN %	TOTAL NUMBER
Unit 14																				
Unit/Subunit 14B																				
	SUCCESSFUL	5	83.33	0	0.00	0	0.00	1	16.67	0	0.00	0	0.00	0	0.00	0	0.00	0	0.00	6
	UNSUCCESSFUL	5	22.73	1	4.55	0	0.00	12	54.55	0	0.00	1	4.55	2	9.09	0	0.00	1	4.55	22
	TOTAL	10	35.71	1	3.57	0	0.00	13	46.43	0	0.00	1	3.57	2	7.14	0	0.00	1	3.57	28
TOTAL UNIT																				
	SUCCESSFUL	5	83.33	0	0.00	0	0.00	1	16.67	0	0.00	0	0.00	0	0.00	0	0.00	0	0.00	6
	UNSUCCESSFUL	5	22.73	1	4.55	0	0.00	12	54.55	0	0.00	1	4.55	2	9.09	0	0.00	1	4.55	22
	TOTAL	10	35.71	1	3.57	0	0.00	13	46.43	0	0.00	1	3.57	2	7.14	0	0.00	1	3.57	28
Unit 15																				
Unit/Subunit 15B																				
	SUCCESSFUL	0	0.00	5	45.45	6	54.55	0	0.00	0	0.00	0	0.00	0	0.00	0	0.00	0	0.00	11
	UNSUCCESSFUL	0	0.00	1	25.00	3	75.00	0	0.00	0	0.00	0	0.00	0	0.00	0	0.00	0	0.00	4
	TOTAL	0	0.00	6	40.00	9	60.00	0	0.00	0	0.00	0	0.00	0	0.00	0	0.00	0	0.00	15
TOTAL UNIT																				
	SUCCESSFUL	0	0.00	5	45.45	6	54.55	0	0.00	0	0.00	0	0.00	0	0.00	0	0.00	0	0.00	11
	UNSUCCESSFUL	0	0.00	1	25.00	3	75.00	0	0.00	0	0.00	0	0.00	0	0.00	0	0.00	0	0.00	4
	TOTAL	0	0.00	6	40.00	9	60.00	0	0.00	0	0.00	0	0.00	0	0.00	0	0.00	0	0.00	15
Unit 17																				
Unit/Subunit 17A																				
	SUCCESSFUL	0	0.00	0	0.00	0	0.00	0	0.00	6	85.71	0	0.00	0	0.00	0	0.00	1	14.29	7
	UNSUCCESSFUL	0	0.00	0	0.00	0	0.00	0	0.00	1	100.00	0	0.00	0	0.00	0	0.00	0	0.00	1
	TOTAL	0	0.00	0	0.00	0	0.00	0	0.00	7	87.50	0	0.00	0	0.00	0	0.00	1	12.50	8
Unit/Subunit 17C																				
	SUCCESSFUL	0	0.00	0	0.00	0	0.00	0	0.00	20	100.00	0	0.00	0	0.00	0	0.00	0	0.00	20
	UNSUCCESSFUL	0	0.00	0	0.00	0	0.00	0	0.00	2	100.00	0	0.00	0	0.00	0	0.00	0	0.00	2
	TOTAL	0	0.00	0	0.00	0	0.00	0	0.00	22	100.00	0	0.00	0	0.00	0	0.00	0	0.00	22
Unit/Subunit 17Z																				
	SUCCESSFUL	0	0.00	0	0.00	0	0.00	0	0.00	4	100.00	0	0.00	0	0.00	0	0.00	0	0.00	4
	UNSUCCESSFUL	0	n/a	0	n/a	0	n/a	0	n/a	0	n/a	0	n/a	0	n/a	n/a	n/a	0	n/a	0
	TOTAL	0	0.00	0	0.00	0	0.00	0	0.00	4	100.00	0	0.00	0	0.00	0	0.00	0	0.00	4
TOTAL UNIT																				
	SUCCESSFUL	0	0.00	0	0.00	0	0.00	0	0.00	30	96.77	0	0.00	0	0.00	0	0.00	1	3.23	31
	UNSUCCESSFUL	0	0.00	0	0.00	0	0.00	0	0.00	3	100.00	0	0.00	0	0.00	0	0.00	0	0.00	3
	TOTAL	0	0.00	0	0.00	0	0.00	0	0.00	33	97.06	0	0.00	0	0.00	0	0.00	1	2.94	34
Unit 18																				
TOTAL UNIT																				
	SUCCESSFUL	0	0.00	0	0.00	0	0.00	0	0.00	26	14.86	0	0.00	0	0.00	0	0.00	149	85.14	175
	UNSUCCESSFUL	0	0.00	0	0.00	0	0.00	0	0.00	1	0.49	0	0.00	0	0.00	0	0.00	203	99.51	204
	TOTAL	0	0.00	0	0.00	0	0.00	0	0.00	27	7.12	0	0.00	0	0.00	0	0.00	352	92.88	379

Transportation data reflects mode each hunter used to get to where they started walking

1994-95 TRANSPORTATION METHODS BY SPECIES: CARIBOU

UNIT	SUCCESS	AIRPLANE NUMBER	AIRPLANE %	HORSE/ DOG TEAM NUMBER	HORSE/ DOG TEAM %	BOAT NUMBER	BOAT %	3-OR-4 WHEELER NUMBER	3-OR-4 WHEELER %	SNOWMACHINE NUMBER	SNOWMACHINE %	OFF ROAD VEHICLE NUMBER	OFF ROAD VEHICLE %	HIGHWAY VEHICLE NUMBER	HIGHWAY VEHICLE %	WALKING NUMBER	WALKING %	UNKNOWN NUMBER	UNKNOWN %	TOTAL NUMBER
Unit 20																				
Unit/Subunit 20B																				
	SUCCESSFUL	10	66.67	0	0.00	0	0.00	3	20.00	1	6.67	0	0.00	1	6.67	0	0.00	0	0.00	15
	UNSUCCESSFUL	10	6.90	3	2.07	33	22.76	36	24.83	5	3.45	8	5.52	49	33.79	0	0.00	1	0.69	145
	TOTAL	20	12.50	3	1.88	33	20.63	39	24.38	6	3.75	8	5.00	50	31.25	0	0.00	1	0.63	160
Unit/Subunit 20D																				
	SUCCESSFUL	4	100.00	0	0.00	0	0.00	0	0.00	0	0.00	0	0.00	0	0.00	0	0.00	0	0.00	4
	UNSUCCESSFUL	8	53.33	0	0.00	3	20.00	2	13.33	0	0.00	0	0.00	2	13.33	0	0.00	0	0.00	15
	TOTAL	12	63.16	0	0.00	3	15.79	2	10.53	0	0.00	0	0.00	2	10.53	0	0.00	0	0.00	19
Unit/Subunit 20E																				
	SUCCESSFUL	30	10.71	1	0.36	2	0.71	61	21.79	78	27.86	20	7.14	81	28.93	0	0.00	7	2.50	280
	UNSUCCESSFUL	44	2.97	5	0.34	39	2.63	470	31.71	143	9.65	81	5.47	657	44.33	0	0.00	43	2.90	1482
	TOTAL	74	4.20	6	0.34	41	2.33	531	30.14	221	12.54	101	5.73	738	41.88	0	0.00	50	2.84	1762
Unit/Subunit 20F																				
	SUCCESSFUL	0	0.00	0	0.00	0	0.00	2	100.00	0	0.00	0	0.00	0	0.00	0	0.00	0	0.00	2
	UNSUCCESSFUL	0	0.00	0	0.00	0	0.00	0	0.00	0	0.00	0	0.00	2	100.00	0	0.00	0	0.00	2
	TOTAL	0	0.00	0	0.00	0	0.00	2	50.00	0	0.00	0	0.00	2	50.00	0	0.00	0	0.00	4
TOTAL UNIT																				
	SUCCESSFUL	44	14.62	1	0.33	2	0.66	66	21.93	79	26.25	20	6.64	82	27.24	0	0.00	7	2.33	301
	UNSUCCESSFUL	62	3.77	8	0.49	75	4.56	508	30.90	148	9.00	89	5.41	710	43.19	0	0.00	44	2.68	1644
	TOTAL	106	5.45	9	0.46	77	3.96	574	29.51	227	11.67	109	5.60	792	40.72	0	0.00	51	2.62	1945
Unit 21																				
Unit/Subunit 21C																				
	SUCCESSFUL	0	0.00	2	100.00	0	0.00	0	0.00	0	0.00	0	0.00	0	0.00	0	0.00	0	0.00	2
	UNSUCCESSFUL	0	n/a	0	n/a	0	n/a	0	n/a	0	n/a	0	n/a	0	n/a	0	n/a	0	n/a	0
	TOTAL	0	0.00	2	100.00	0	0.00	0	0.00	0	0.00	0	0.00	0	0.00	0	0.00	0	0.00	2
Unit/Subunit 21D																				
	SUCCESSFUL	0	0.00	2	100.00	0	0.00	0	0.00	0	0.00	0	0.00	0	0.00	0	0.00	0	0.00	2
	UNSUCCESSFUL	0	n/a	0	n/a	0	n/a	0	n/a	0	n/a	0	n/a	0	n/a	0	n/a	0	n/a	0
	TOTAL	0	0.00	2	100.00	0	0.00	0	0.00	0	0.00	0	0.00	0	0.00	0	0.00	0	0.00	2
TOTAL UNIT																				
	SUCCESSFUL	0	0.00	4	100.00	0	0.00	0	0.00	0	0.00	0	0.00	0	0.00	0	0.00	0	0.00	4
	UNSUCCESSFUL	0	n/a	0	n/a	0	n/a	0	n/a	0	n/a	0	n/a	0	n/a	0	n/a	0	n/a	0
	TOTAL	0	0.00	4	100.00	0	0.00	0	0.00	0	0.00	0	0.00	0	0.00	0	0.00	0	0.00	4
Unit 24																				
TOTAL UNIT																				
	SUCCESSFUL	2	100.00	0	0.00	0	0.00	0	0.00	0	0.00	0	0.00	0	0.00	0	0.00	0	0.00	2
	UNSUCCESSFUL	0	n/a	0	n/a	0	n/a	0	n/a	0	n/a	0	n/a	0	n/a	0	n/a	0	n/a	0
	TOTAL	2	100.00	0	0.00	0	0.00	0	0.00	0	0.00	0	0.00	0	0.00	0	0.00	0	0.00	2

Transportation data reflects mode each hunter used to get to where they started walking

1994-95 TRANSPORTATION METHODS BY SPECIES: CARIBOU

UNIT	SUCCESS	AIRPLANE NUMBER	AIRPLANE %	HORSE/ DOG TEAM NUMBER	HORSE/ DOG TEAM %	BOAT NUMBER	BOAT %	3-OR-4 WHEELER NUMBER	3-OR-4 WHEELER %	SNOWMACHINE NUMBER	SNOWMACHINE %	OFF ROAD VEHICLE NUMBER	OFF ROAD VEHICLE %	HIGHWAY VEHICLE NUMBER	HIGHWAY VEHICLE %	WALKING NUMBER	WALKING %	UNKNOWN NUMBER	UNKNOWN %	TOTAL NUMBER
Unit 25																				
Unit/Subunit 25A																				
	SUCCESSFUL	35	97.22	1	2.78	0	0.00	0	0.00	0	0.00	0	0.00	0	0.00	0	0.00	0	0.00	36
	UNSUCCESSFUL	11	84.62	0	0.00	0	0.00	0	0.00	0	0.00	0	0.00	1	7.69	0	0.00	1	7.69	13
	TOTAL	46	93.88	1	2.04	0	0.00	0	0.00	0	0.00	0	0.00	1	2.04	0	0.00	1	2.04	49
Unit/Subunit 25B																				
	SUCCESSFUL	1	50.00	0	0.00	1	50.00	0	0.00	0	0.00	0	0.00	0	0.00	0	0.00	0	0.00	2
	UNSUCCESSFUL	0	0.00	0	0.00	1	100.00	0	0.00	0	0.00	0	0.00	0	0.00	0	0.00	0	0.00	1
	TOTAL	1	33.33	0	0.00	2	66.67	0	0.00	0	0.00	0	0.00	0	0.00	0	0.00	0	0.00	3
Unit/Subunit 25C																				
	SUCCESSFUL	0	0.00	0	0.00	1	3.13	17	53.13	8	25.00	1	3.13	5	15.63	0	0.00	0	0.00	32
	UNSUCCESSFUL	0	0.00	3	1.56	9	4.69	47	24.48	27	14.06	10	5.21	88	45.83	0	0.00	8	4.17	192
	TOTAL	0	0.00	3	1.34	10	4.46	64	28.57	35	15.63	11	4.91	93	41.52	0	0.00	8	3.57	224
Unit/Subunit 25D																				
	SUCCESSFUL	0	0.00	0	0.00	0	0.00	0	0.00	0	0.00	0	0.00	0	0.00	0	0.00	0	0.00	0
	UNSUCCESSFUL	0	0.00	1	33.33	0	0.00	0	0.00	0	0.00	0	0.00	2	66.67	0	0.00	0	0.00	3
	TOTAL	0	0.00	1	33.33	0	0.00	0	0.00	0	0.00	0	0.00	2	66.67	0	0.00	0	0.00	3
Unit/Subunit 25Z																				
	SUCCESSFUL	0	0.00	0	0.00	0	0.00	0	0.00	0	0.00	0	0.00	0	0.00	0	0.00	0	0.00	0
	UNSUCCESSFUL	0	0.00	0	0.00	0	0.00	0	0.00	1	100.00	0	0.00	0	0.00	0	0.00	0	0.00	1
	TOTAL	0	0.00	0	0.00	0	0.00	0	0.00	1	100.00	0	0.00	0	0.00	0	0.00	0	0.00	1
TOTAL UNIT																				
	SUCCESSFUL	36	51.43	1	1.43	2	2.86	17	24.29	8	11.43	1	1.43	5	7.14	0	0.00	0	0.00	70
	UNSUCCESSFUL	11	5.24	4	1.90	10	4.76	47	22.38	28	13.33	10	4.76	91	43.33	0	0.00	9	4.29	210
	TOTAL	47	16.79	5	1.79	12	4.29	64	22.86	36	12.86	11	3.93	96	34.29	0	0.00	9	3.21	280
Unit 26																				
Unit/Subunit 26B																				
	SUCCESSFUL	80	25.24	3	0.95	20	6.31	0	0.00	0	0.00	0	0.00	214	67.51	0	0.00	0	0.00	317
	UNSUCCESSFUL	24	9.02	5	1.88	5	1.88	0	0.00	0	0.00	3	1.13	229	86.09	0	0.00	0	0.00	266
	TOTAL	104	17.84	8	1.37	25	4.29	0	0.00	0	0.00	3	0.51	443	75.99	0	0.00	0	0.00	583
Unit/Subunit 26C																				
	SUCCESSFUL	7	77.78	0	0.00	0	0.00	0	0.00	1	11.11	0	0.00	0	0.00	0	0.00	1	11.11	9
	UNSUCCESSFUL	3	60.00	0	0.00	0	0.00	0	0.00	1	20.00	0	0.00	0	0.00	0	0.00	1	20.00	5
	TOTAL	10	71.43	0	0.00	0	0.00	0	0.00	2	14.29	0	0.00	0	0.00	0	0.00	2	14.29	14
TOTAL UNIT																				
	SUCCESSFUL	87	26.69	3	0.92	20	6.13	0	0.00	1	0.31	0	0.00	214	65.64	0	0.00	1	0.31	326
	UNSUCCESSFUL	27	9.96	5	1.85	5	1.85	0	0.00	1	0.37	3	1.11	229	84.50	0	0.00	1	0.37	271
	TOTAL	114	19.10	8	1.34	25	4.19	0	0.00	2	0.34	3	0.50	443	74.20	0	0.00	2	0.34	597
TOTAL STATEWIDE																				
	SUCCESSFUL	367	8.11	60	1.33	312	6.89	1241	27.41	727	16.06	365	8.06	1221	26.97	0	0.00	234	5.17	4527
	UNSUCCESSFUL	230	3.57	80	1.24	304	4.72	1239	19.23	790	12.26	362	5.62	2842	44.11	0	0.00	596	9.25	6443
	TOTAL	597	5.44	140	1.28	616	5.62	2480	22.61	1517	13.83	727	6.63	4063	37.04	0	0.00	830	7.57	10970

Transportation data reflects mode each hunter used to get to where they started walking

1994-95 TRANSPORTATION METHODS BY SPECIES: DEER

UNIT	SUCCESS	AIRPLANE NUMBER	AIRPLANE %	HORSE/ DOG TEAM NUMBER	HORSE/ DOG TEAM %	BOAT NUMBER	BOAT %	3-OR-4 WHEELER NUMBER	3-OR-4 WHEELER %	SNOWMACHINE NUMBER	SNOWMACHINE %	OFF ROAD VEHICLE NUMBER	OFF ROAD VEHICLE %	HIGHWAY VEHICLE NUMBER	HIGHWAY VEHICLE %	WALKING NUMBER	WALKING %	UNKNOWN NUMBER	UNKNOWN %	TOTAL NUMBER
Unit 01																				
Unit/Subunit 01A																				
	SUCCESSFUL	35	5.47	9	1.41	352	55.00	35	5.47	9	1.41	27	4.22	106	16.56	67	10.47	0	0.00	640
	UNSUCCESSFUL	29	5.16	0	0.00	360	64.06	0	0.00	0	0.00	0	0.00	150	26.69	152	27.05	23	4.09	562
	TOTAL	64	4.73	9	0.66	712	52.58	35	2.58	9	0.66	27	1.99	256	18.91	219	16.17	23	1.70	1354
Unit/Subunit 01B																				
	SUCCESSFUL	9	7.20	0	0.00	109	87.20	7	5.60	0	0.00	0	0.00	0	0.00	0	0.00	0	0.00	125
	UNSUCCESSFUL	9	6.52	0	0.00	122	88.41	0	0.00	0	0.00	0	0.00	7	5.07	0	0.00	0	0.00	138
	TOTAL	18	6.84	0	0.00	231	87.83	7	2.66	0	0.00	0	0.00	7	2.66	0	0.00	0	0.00	263
Unit/Subunit 01C																				
	SUCCESSFUL	10	2.25	0	0.00	183	41.22	0	0.00	0	0.00	0	0.00	112	25.23	133	29.95	6	1.35	444
	UNSUCCESSFUL	4	0.77	0	0.00	216	41.46	0	0.00	0	0.00	0	0.00	267	51.25	193	37.04	34	6.53	521
	TOTAL	14	1.21	0	0.00	399	34.46	0	0.00	0	0.00	0	0.00	379	32.73	326	28.15	40	3.45	1158
TOTAL UNIT																				
	SUCCESSFUL	54	4.47	9	0.74	644	53.27	42	3.47	9	0.74	27	2.23	218	18.03	200	16.54	6	0.50	1209
	UNSUCCESSFUL	42	3.44	0	0.00	698	57.17	0	0.00	0	0.00	0	0.00	424	34.73	345	28.26	57	4.67	1221
	TOTAL	96	3.46	9	0.32	1342	48.36	42	1.51	9	0.32	27	0.97	642	23.14	545	19.64	63	2.27	2775
Unit 02																				
TOTAL UNIT																				
	SUCCESSFUL	88	5.34	19	1.15	372	22.56	2	0.12	0	0.00	63	3.82	820	49.73	271	16.43	14	0.85	1649
	UNSUCCESSFUL	53	8.69	0	0.00	164	26.89	2	0.33	0	0.00	15	2.46	322	52.79	65	10.66	54	8.85	610
	TOTAL	141	6.07	19	0.82	536	23.06	4	0.17	0	0.00	78	3.36	1142	49.14	336	14.46	68	2.93	2324
Unit 03																				
TOTAL UNIT																				
	SUCCESSFUL	7	0.94	0	0.00	298	39.89	58	7.76	0	0.00	13	1.74	283	37.88	72	9.64	16	2.14	747
	UNSUCCESSFUL	19	1.86	0	0.00	285	27.83	20	1.95	0	0.00	7	0.68	673	65.72	102	9.96	20	1.95	1024
	TOTAL	26	1.39	0	0.00	583	31.13	78	4.16	0	0.00	20	1.07	956	51.04	174	9.29	36	1.92	1873
Unit 04																				
TOTAL UNIT																				
	SUCCESSFUL	568	13.09	46	1.06	2802	64.58	51	1.18	2	0.05	22	0.51	392	9.03	428	9.86	28	0.65	4339
	UNSUCCESSFUL	94	13.33	0	0.00	471	66.81	14	1.99	0	0.00	2	0.28	85	12.06	89	12.62	39	5.53	705
	TOTAL	662	12.90	46	0.90	3273	63.76	65	1.27	2	0.04	24	0.47	477	9.29	517	10.07	67	1.31	5133
Unit 05																				
Unit/Subunit 05A																				
	SUCCESSFUL	0	0.00	0	0.00	5	100.00	0	0.00	0	0.00	0	0.00	0	0.00	0	0.00	0	0.00	5
	UNSUCCESSFUL	0	0.00	0	0.00	14	87.50	0	0.00	0	0.00	0	0.00	2	12.50	2	12.50	0	0.00	16
	TOTAL	0	0.00	0	0.00	19	82.61	0	0.00	0	0.00	0	0.00	2	8.70	2	8.70	0	0.00	23

Transportation data reflects mode each hunter used to get to where they started walking

1994-95 TRANSPORTATION METHODS BY SPECIES: DEER

UNIT	SUCCESS	AIRPLANE NUMBER	AIRPLANE %	HORSE/ DOG TEAM NUMBER	HORSE/ DOG TEAM %	BOAT NUMBER	BOAT %	3-OR-4 WHEELER NUMBER	3-OR-4 WHEELER %	SNOWMACHINE NUMBER	SNOWMACHINE %	OFF ROAD VEHICLE NUMBER	OFF ROAD VEHICLE %	HIGHWAY VEHICLE NUMBER	HIGHWAY VEHICLE %	WALKING NUMBER	WALKING %	UNKNOWN NUMBER	UNKNOWN %	TOTAL NUMBER
Unit 05																				
TOTAL UNIT																				
	SUCCESSFUL	0	0.00	0	0.00	5	100.00	0	0.00	0	0.00	0	0.00	0	0.00	0	0.00	0	0.00	5
	UNSUCCESSFUL	0	0.00	0	0.00	14	87.50	0	0.00	0	0.00	0	0.00	2	12.50	2	12.50	0	0.00	16
	TOTAL	0	0.00	0	0.00	19	82.61	0	0.00	0	0.00	0	0.00	2	8.70	2	8.70	0	0.00	23
Unit 06																				
Unit/Subunit 06C																				
	SUCCESSFUL	0	0.00	0	0.00	5	100.00	0	0.00	0	0.00	0	0.00	0	0.00	0	0.00	0	0.00	5
	UNSUCCESSFUL	0	0.00	0	0.00	5	100.00	0	0.00	0	0.00	0	0.00	0	0.00	0	0.00	0	0.00	5
	TOTAL	0	0.00	0	0.00	10	100.00	0	0.00	0	0.00	0	0.00	0	0.00	0	0.00	0	0.00	10
TOTAL UNIT																				
	SUCCESSFUL	0	0.00	0	0.00	5	100.00	0	0.00	0	0.00	0	0.00	0	0.00	0	0.00	0	0.00	5
	UNSUCCESSFUL	0	0.00	0	0.00	5	100.00	0	0.00	0	0.00	0	0.00	0	0.00	0	0.00	0	0.00	5
	TOTAL	0	0.00	0	0.00	10	100.00	0	0.00	0	0.00	0	0.00	0	0.00	0	0.00	0	0.00	10
Unit 08																				
TOTAL UNIT																				
	SUCCESSFUL	1434	34.48	16	0.38	1718	41.31	163	3.92	22	0.53	39	0.94	288	6.92	479	11.52	0	0.00	4159
	UNSUCCESSFUL	224	24.48	6	0.66	305	33.33	71	7.76	0	0.00	23	2.51	286	31.26	195	21.31	0	0.00	915
	TOTAL	1658	31.47	22	0.42	2023	38.39	234	4.44	22	0.42	62	1.18	574	10.89	674	12.79	0	0.00	5269
Unit 27																				
TOTAL UNIT																				
	SUCCESSFUL	9	8.49	0	0.00	33	31.13	0	0.00	0	0.00	7	6.60	33	31.13	16	15.09	8	7.55	106
	UNSUCCESSFUL	2	2.22	0	0.00	40	44.44	0	0.00	0	0.00	0	0.00	48	53.33	11	12.22	0	0.00	90
	TOTAL	11	5.31	0	0.00	73	35.27	0	0.00	0	0.00	7	3.38	81	39.13	27	13.04	8	3.86	207
TOTAL STATEWIDE																				
	SUCCESSFUL	2160	17.68	90	0.74	5877	48.10	316	2.59	33	0.27	171	1.40	2034	16.65	1466	12.00	72	0.59	12219
	UNSUCCESSFUL	434	9.46	6	0.13	1982	43.22	107	2.33	0	0.00	47	1.02	1840	40.12	809	17.64	170	3.71	4586
	TOTAL	2594	14.73	96	0.55	7859	44.62	423	2.40	33	0.19	218	1.24	3874	21.99	2275	12.92	242	1.37	17614

Transportation data reflects mode each hunter used to get to where they started walking

1994-95 TRANSPORTATION METHODS BY SPECIES: ELK

UNIT	SUCCESS	AIRPLANE NUMBER	AIRPLANE %	HORSE/ DOG TEAM NUMBER	HORSE/ DOG TEAM %	BOAT NUMBER	BOAT %	3-OR-4 WHEELER NUMBER	3-OR-4 WHEELER %	SNOWMACHINE NUMBER	SNOWMACHINE %	OFF ROAD VEHICLE NUMBER	OFF ROAD VEHICLE %	HIGHWAY VEHICLE NUMBER	HIGHWAY VEHICLE %	WALKING NUMBER	WALKING %	UNKNOWN NUMBER	UNKNOWN %	TOTAL NUMBER
Unit 08																				
TOTAL UNIT																				
	SUCCESSFUL	22	25.88	0	0.00	28	32.94	0	0.00	0	0.00	2	2.35	23	27.06	0	0.00	10	11.76	85
	UNSUCCESSFUL	138	46.31	3	1.01	112	37.58	1	0.34	0	0.00	3	1.01	29	9.73	0	0.00	12	4.03	298
	TOTAL	160	41.78	3	0.78	140	36.55	1	0.26	0	0.00	5	1.31	52	13.58	0	0.00	22	5.74	383
TOTAL STATEWIDE																				
	SUCCESSFUL	22	25.88	0	0.00	28	32.94	0	0.00	0	0.00	2	2.35	23	27.06	0	0.00	10	11.76	85
	UNSUCCESSFUL	138	46.31	3	1.01	112	37.58	1	0.34	0	0.00	3	1.01	29	9.73	0	0.00	12	4.03	298
	TOTAL	160	41.78	3	0.78	140	36.55	1	0.26	0	0.00	5	1.31	52	13.58	0	0.00	22	5.74	383

Transportation data reflects mode each hunter used to get to where they started walking

1994-95 TRANSPORTATION METHODS BY SPECIES: LYNX

UNIT	SUCCESS	AIRPLANE NUMBER	%	HORSE/ DOG TEAM NUMBER	%	BOAT NUMBER	%	3-OR-4 WHEELER NUMBER	%	SNOWMACHINE NUMBER	%	OFF ROAD VEHICLE NUMBER	%	HIGHWAY VEHICLE NUMBER	%	WALKING NUMBER	%	UNKNOWN NUMBER	%	TOTAL NUMBER
Unit 01																				
Unit/Subunit 01A																				
	SUCCESSFUL	0	0.00	0	0.00	0	0.00	0	0.00	0	0.00	0	0.00	0	0.00	1	100.00	0	0.00	1
	UNSUCCESSFUL	n/a	n/a	n/a	n/a	n/a	n/a	n/a	n/a	n/a	n/a	n/a	n/a	n/a	n/a	n/a	n/a	n/a	n/a	n/a
	TOTAL	0	0.00	0	0.00	0	0.00	0	0.00	0	0.00	0	0.00	0	0.00	1	100.00	0	0.00	1
Unit/Subunit 01C																				
	SUCCESSFUL	0	0.00	0	0.00	0	0.00	0	0.00	0	0.00	0	0.00	0	0.00	1	100.00	0	0.00	1
	UNSUCCESSFUL	n/a	n/a	n/a	n/a	n/a	n/a	n/a	n/a	n/a	n/a	n/a	n/a	n/a	n/a	n/a	n/a	n/a	n/a	n/a
	TOTAL	0	0.00	0	0.00	0	0.00	0	0.00	0	0.00	0	0.00	0	0.00	1	100.00	0	0.00	1
TOTAL UNIT																				
	SUCCESSFUL	0	0.00	0	0.00	0	0.00	0	0.00	0	0.00	0	0.00	0	0.00	2	100.00	0	0.00	2
	UNSUCCESSFUL	n/a	n/a	n/a	n/a	n/a	n/a	n/a	n/a	n/a	n/a	n/a	n/a	n/a	n/a	n/a	n/a	n/a	n/a	n/a
	TOTAL	0	0.00	0	0.00	0	0.00	0	0.00	0	0.00	0	0.00	0	0.00	2	100.00	0	0.00	2
Unit 05																				
Unit/Subunit 05A																				
	SUCCESSFUL	0	0.00	0	0.00	0	0.00	0	0.00	5	100.00	0	0.00	0	0.00	0	0.00	0	0.00	5
	UNSUCCESSFUL	n/a	n/a	n/a	n/a	n/a	n/a	n/a	n/a	n/a	n/a	n/a	n/a	n/a	n/a	n/a	n/a	n/a	n/a	n/a
	TOTAL	0	0.00	0	0.00	0	0.00	0	0.00	5	100.00	0	0.00	0	0.00	0	0.00	0	0.00	5
TOTAL UNIT																				
	SUCCESSFUL	0	0.00	0	0.00	0	0.00	0	0.00	5	100.00	0	0.00	0	0.00	0	0.00	0	0.00	5
	UNSUCCESSFUL	n/a	n/a	n/a	n/a	n/a	n/a	n/a	n/a	n/a	n/a	n/a	n/a	n/a	n/a	n/a	n/a	n/a	n/a	n/a
	TOTAL	0	0.00	0	0.00	0	0.00	0	0.00	5	100.00	0	0.00	0	0.00	0	0.00	0	0.00	5
Unit 09																				
Unit/Subunit 09A																				
	SUCCESSFUL	0	0.00	0	0.00	0	0.00	0	0.00	0	0.00	0	0.00	0	0.00	1	100.00	0	0.00	1
	UNSUCCESSFUL	n/a	n/a	n/a	n/a	n/a	n/a	n/a	n/a	n/a	n/a	n/a	n/a	n/a	n/a	n/a	n/a	n/a	n/a	n/a
	TOTAL	0	0.00	0	0.00	0	0.00	0	0.00	0	0.00	0	0.00	0	0.00	1	100.00	0	0.00	1
Unit/Subunit 09B																				
	SUCCESSFUL	0	0.00	0	0.00	0	0.00	2	18.18	8	72.73	0	0.00	0	0.00	0	0.00	1	9.09	11
	UNSUCCESSFUL	n/a	n/a	n/a	n/a	n/a	n/a	n/a	n/a	n/a	n/a	n/a	n/a	n/a	n/a	n/a	n/a	n/a	n/a	n/a
	TOTAL	0	0.00	0	0.00	0	0.00	2	18.18	8	72.73	0	0.00	0	0.00	0	0.00	1	9.09	11
Unit/Subunit 09C																				
	SUCCESSFUL	0	0.00	0	0.00	0	0.00	2	6.06	5	15.15	1	3.03	9	27.27	3	9.09	13	39.39	33
	UNSUCCESSFUL	n/a	n/a	n/a	n/a	n/a	n/a	n/a	n/a	n/a	n/a	n/a	n/a	n/a	n/a	n/a	n/a	n/a	n/a	n/a
	TOTAL	0	0.00	0	0.00	0	0.00	2	6.06	5	15.15	1	3.03	9	27.27	3	9.09	13	39.39	33
Unit/Subunit 09E																				
	SUCCESSFUL	0	0.00	0	0.00	0	0.00	3	100.00	0	0.00	0	0.00	0	0.00	0	0.00	0	0.00	3
	UNSUCCESSFUL	n/a	n/a	n/a	n/a	n/a	n/a	n/a	n/a	n/a	n/a	n/a	n/a	n/a	n/a	n/a	n/a	n/a	n/a	n/a
	TOTAL	0	0.00	0	0.00	0	0.00	3	100.00	0	0.00	0	0.00	0	0.00	0	0.00	0	0.00	3
TOTAL UNIT																				
	SUCCESSFUL	0	0.00	0	0.00	0	0.00	7	14.58	13	27.08	1	2.08	9	18.75	4	8.33	14	29.17	48
	UNSUCCESSFUL	n/a	n/a	n/a	n/a	n/a	n/a	n/a	n/a	n/a	n/a	n/a	n/a	n/a	n/a	n/a	n/a	n/a	n/a	n/a
	TOTAL	0	0.00	0	0.00	0	0.00	7	14.58	13	27.08	1	2.08	9	18.75	4	8.33	14	29.17	48

Transportation data reflects mode each hunter used to get to where they started walking

1994-95 TRANSPORTATION METHODS BY SPECIES: LYNX

UNIT	SUCCESS	AIRPLANE NUMBER	%	HORSE/ DOG TEAM NUMBER	%	BOAT NUMBER	%	3-OR-4 WHEELER NUMBER	%	SNOWMACHINE NUMBER	%	OFF ROAD VEHICLE NUMBER	%	HIGHWAY VEHICLE NUMBER	%	WALKING NUMBER	%	UNKNOWN NUMBER	%	TOTAL NUMBER
Unit 11																				
TOTAL UNIT																				
	SUCCESSFUL	0	0.00	2	12.50	0	0.00	0	0.00	11	68.75	0	0.00	0	0.00	3	18.75	0	0.00	16
	UNSUCCESSFUL	n/a	n/a	n/a	n/a	n/a	n/a	n/a	n/a	n/a	n/a	n/a	n/a	n/a	n/a	n/a	n/a	n/a	n/a	n/a
	TOTAL	0	0.00	2	12.50	0	0.00	0	0.00	11	68.75	0	0.00	0	0.00	3	18.75	0	0.00	16
Unit 12																				
TOTAL UNIT																				
	SUCCESSFUL	1	1.12	4	4.49	0	0.00	0	0.00	72	80.90	0	0.00	5	5.62	1	1.12	6	6.74	89
	UNSUCCESSFUL	n/a	n/a	n/a	n/a	n/a	n/a	n/a	n/a	n/a	n/a	n/a	n/a	n/a	n/a	n/a	n/a	n/a	n/a	n/a
	TOTAL	1	1.12	4	4.49	0	0.00	0	0.00	72	80.90	0	0.00	5	5.62	1	1.12	6	6.74	89
Unit 13																				
Unit/Subunit 13A																				
	SUCCESSFUL	0	0.00	0	0.00	0	0.00	0	0.00	12	85.71	0	0.00	2	14.29	0	0.00	0	0.00	14
	UNSUCCESSFUL	n/a	n/a	n/a	n/a	n/a	n/a	n/a	n/a	n/a	n/a	n/a	n/a	n/a	n/a	n/a	n/a	n/a	n/a	n/a
	TOTAL	0	0.00	0	0.00	0	0.00	0	0.00	12	85.71	0	0.00	2	14.29	0	0.00	0	0.00	14
Unit/Subunit 13B																				
	SUCCESSFUL	0	0.00	0	0.00	0	0.00	1	6.67	13	86.67	0	0.00	0	0.00	1	6.67	0	0.00	15
	UNSUCCESSFUL	n/a	n/a	n/a	n/a	n/a	n/a	n/a	n/a	n/a	n/a	n/a	n/a	n/a	n/a	n/a	n/a	n/a	n/a	n/a
	TOTAL	0	0.00	0	0.00	0	0.00	1	6.67	13	86.67	0	0.00	0	0.00	1	6.67	0	0.00	15
Unit/Subunit 13C																				
	SUCCESSFUL	0	0.00	0	0.00	0	0.00	0	0.00	16	53.33	0	0.00	3	10.00	11	36.67	0	0.00	30
	UNSUCCESSFUL	n/a	n/a	n/a	n/a	n/a	n/a	n/a	n/a	n/a	n/a	n/a	n/a	n/a	n/a	n/a	n/a	n/a	n/a	n/a
	TOTAL	0	0.00	0	0.00	0	0.00	0	0.00	16	53.33	0	0.00	3	10.00	11	36.67	0	0.00	30
Unit/Subunit 13D																				
	SUCCESSFUL	0	0.00	0	0.00	0	0.00	0	0.00	15	78.95	0	0.00	1	5.26	3	15.79	0	0.00	19
	UNSUCCESSFUL	n/a	n/a	n/a	n/a	n/a	n/a	n/a	n/a	n/a	n/a	n/a	n/a	n/a	n/a	n/a	n/a	n/a	n/a	n/a
	TOTAL	0	0.00	0	0.00	0	0.00	0	0.00	15	78.95	0	0.00	1	5.26	3	15.79	0	0.00	19
TOTAL UNIT																				
	SUCCESSFUL	0	0.00	0	0.00	0	0.00	1	1.28	56	71.79	0	0.00	6	7.69	15	19.23	0	0.00	78
	UNSUCCESSFUL	n/a	n/a	n/a	n/a	n/a	n/a	n/a	n/a	n/a	n/a	n/a	n/a	n/a	n/a	n/a	n/a	n/a	n/a	n/a
	TOTAL	0	0.00	0	0.00	0	0.00	1	1.28	56	71.79	0	0.00	6	7.69	15	19.23	0	0.00	78
Unit 15																				
Unit/Subunit 15A																				
	SUCCESSFUL	0	0.00	0	0.00	0	0.00	0	0.00	1	25.00	0	0.00	0	0.00	0	0.00	3	75.00	4
	UNSUCCESSFUL	n/a	n/a	n/a	n/a	n/a	n/a	n/a	n/a	n/a	n/a	n/a	n/a	n/a	n/a	n/a	n/a	n/a	n/a	n/a
	TOTAL	0	0.00	0	0.00	0	0.00	0	0.00	1	25.00	0	0.00	0	0.00	0	0.00	3	75.00	4
TOTAL UNIT																				
	SUCCESSFUL	0	0.00	0	0.00	0	0.00	0	0.00	1	25.00	0	0.00	0	0.00	0	0.00	3	75.00	4
	UNSUCCESSFUL	n/a	n/a	n/a	n/a	n/a	n/a	n/a	n/a	n/a	n/a	n/a	n/a	n/a	n/a	n/a	n/a	n/a	n/a	n/a
	TOTAL	0	0.00	0	0.00	0	0.00	0	0.00	1	25.00	0	0.00	0	0.00	0	0.00	3	75.00	4

Transportation data reflects mode each hunter used to get to where they started walking

1994-95 TRANSPORTATION METHODS BY SPECIES: LYNX

UNIT	SUCCESS	AIRPLANE NUMBER	AIRPLANE %	HORSE/ DOG TEAM NUMBER	HORSE/ DOG TEAM %	BOAT NUMBER	BOAT %	3-OR-4 WHEELER NUMBER	3-OR-4 WHEELER %	SNOWMACHINE NUMBER	SNOWMACHINE %	OFF ROAD VEHICLE NUMBER	OFF ROAD VEHICLE %	HIGHWAY VEHICLE NUMBER	HIGHWAY VEHICLE %	WALKING NUMBER	WALKING %	UNKNOWN NUMBER	UNKNOWN %	TOTAL NUMBER
Unit 17																				
Unit/Subunit 17B																				
	SUCCESSFUL	1	20.00	0	0.00	0	0.00	0	0.00	4	80.00	0	0.00	0	0.00	0	0.00	0	0.00	5
	UNSUCCESSFUL	n/a	n/a	n/a	n/a	n/a	n/a	n/a	n/a	n/a	n/a	n/a	n/a	n/a	n/a	n/a	n/a	n/a	n/a	n/a
	TOTAL	1	20.00	0	0.00	0	0.00	0	0.00	4	80.00	0	0.00	0	0.00	0	0.00	0	0.00	5
Unit/Subunit 17C																				
	SUCCESSFUL	0	0.00	0	0.00	0	0.00	0	0.00	9	100.00	0	0.00	0	0.00	0	0.00	0	0.00	9
	UNSUCCESSFUL	n/a	n/a	n/a	n/a	n/a	n/a	n/a	n/a	n/a	n/a	n/a	n/a	n/a	n/a	n/a	n/a	n/a	n/a	n/a
	TOTAL	0	0.00	0	0.00	0	0.00	0	0.00	9	100.00	0	0.00	0	0.00	0	0.00	0	0.00	9
TOTAL UNIT																				
	SUCCESSFUL	1	7.14	0	0.00	0	0.00	0	0.00	13	92.86	0	0.00	0	0.00	0	0.00	0	0.00	14
	UNSUCCESSFUL	n/a	n/a	n/a	n/a	n/a	n/a	n/a	n/a	n/a	n/a	n/a	n/a	n/a	n/a	n/a	n/a	n/a	n/a	n/a
	TOTAL	1	7.14	0	0.00	0	0.00	0	0.00	13	92.86	0	0.00	0	0.00	0	0.00	0	0.00	14
Unit 18																				
TOTAL UNIT																				
	SUCCESSFUL	0	0.00	0	0.00	0	0.00	0	0.00	8	100.00	0	0.00	0	0.00	0	0.00	0	0.00	8
	UNSUCCESSFUL	n/a	n/a	n/a	n/a	n/a	n/a	n/a	n/a	n/a	n/a	n/a	n/a	n/a	n/a	n/a	n/a	n/a	n/a	n/a
	TOTAL	0	0.00	0	0.00	0	0.00	0	0.00	8	100.00	0	0.00	0	0.00	0	0.00	0	0.00	8
Unit 19																				
Unit/Subunit 19A																				
	SUCCESSFUL	0	0.00	0	0.00	0	0.00	0	0.00	18	85.71	0	0.00	0	0.00	0	0.00	3	14.29	21
	UNSUCCESSFUL	n/a	n/a	n/a	n/a	n/a	n/a	n/a	n/a	n/a	n/a	n/a	n/a	n/a	n/a	n/a	n/a	n/a	n/a	n/a
	TOTAL	0	0.00	0	0.00	0	0.00	0	0.00	18	85.71	0	0.00	0	0.00	0	0.00	3	14.29	21
Unit/Subunit 19B																				
	SUCCESSFUL	1	8.33	0	0.00	0	0.00	0	0.00	8	66.67	0	0.00	0	0.00	0	0.00	3	25.00	12
	UNSUCCESSFUL	n/a	n/a	n/a	n/a	n/a	n/a	n/a	n/a	n/a	n/a	n/a	n/a	n/a	n/a	n/a	n/a	n/a	n/a	n/a
	TOTAL	1	8.33	0	0.00	0	0.00	0	0.00	8	66.67	0	0.00	0	0.00	0	0.00	3	25.00	12
Unit/Subunit 19C																				
	SUCCESSFUL	1	16.67	1	16.67	0	0.00	0	0.00	3	50.00	0	0.00	0	0.00	1	16.67	0	0.00	6
	UNSUCCESSFUL	n/a	n/a	n/a	n/a	n/a	n/a	n/a	n/a	n/a	n/a	n/a	n/a	n/a	n/a	n/a	n/a	n/a	n/a	n/a
	TOTAL	1	16.67	1	16.67	0	0.00	0	0.00	3	50.00	0	0.00	0	0.00	1	16.67	0	0.00	6
Unit/Subunit 19D																				
	SUCCESSFUL	0	0.00	0	0.00	0	0.00	0	0.00	10	100.00	0	0.00	0	0.00	0	0.00	0	0.00	10
	UNSUCCESSFUL	n/a	n/a	n/a	n/a	n/a	n/a	n/a	n/a	n/a	n/a	n/a	n/a	n/a	n/a	n/a	n/a	n/a	n/a	n/a
	TOTAL	0	0.00	0	0.00	0	0.00	0	0.00	10	100.00	0	0.00	0	0.00	0	0.00	0	0.00	10
TOTAL UNIT																				
	SUCCESSFUL	2	4.08	1	2.04	0	0.00	0	0.00	39	79.59	0	0.00	0	0.00	1	2.04	6	12.24	49
	UNSUCCESSFUL	n/a	n/a	n/a	n/a	n/a	n/a	n/a	n/a	n/a	n/a	n/a	n/a	n/a	n/a	n/a	n/a	n/a	n/a	n/a
	TOTAL	2	4.08	1	2.04	0	0.00	0	0.00	39	79.59	0	0.00	0	0.00	1	2.04	6	12.24	49

Transportation data reflects mode each hunter used to get to where they started walking

1994-95 TRANSPORTATION METHODS BY SPECIES: LYNX

UNIT	SUCCESS	AIRPLANE NUMBER	%	HORSE/ DOG TEAM NUMBER	%	BOAT NUMBER	%	3-OR-4 WHEELER NUMBER	%	SNOWMACHINE NUMBER	%	OFF ROAD VEHICLE NUMBER	%	HIGHWAY VEHICLE NUMBER	%	WALKING NUMBER	%	UNKNOWN NUMBER	%	TOTAL NUMBER
Unit 20																				
Unit/Subunit 20A																				
	SUCCESSFUL	0	0.00	0	0.00	0	0.00	0	0.00	23	100.00	0	0.00	0	0.00	0	0.00	0	0.00	23
	UNSUCCESSFUL	n/a	n/a	n/a	n/a	n/a	n/a	n/a	n/a	n/a	n/a	n/a	n/a	n/a	n/a	n/a	n/a	n/a	n/a	n/a
	TOTAL	0	0.00	0	0.00	0	0.00	0	0.00	23	100.00	0	0.00	0	0.00	0	0.00	0	0.00	23
Unit/Subunit 20B																				
	SUCCESSFUL	0	0.00	1	2.22	0	0.00	0	0.00	39	86.67	0	0.00	2	4.44	2	4.44	1	2.22	45
	UNSUCCESSFUL	n/a	n/a	n/a	n/a	n/a	n/a	n/a	n/a	n/a	n/a	n/a	n/a	n/a	n/a	n/a	n/a	n/a	n/a	n/a
	TOTAL	0	0.00	1	2.22	0	0.00	0	0.00	39	86.67	0	0.00	2	4.44	2	4.44	1	2.22	45
Unit/Subunit 20C																				
	SUCCESSFUL	0	0.00	16	59.26	0	0.00	0	0.00	11	40.74	0	0.00	0	0.00	0	0.00	0	0.00	27
	UNSUCCESSFUL	n/a	n/a	n/a	n/a	n/a	n/a	n/a	n/a	n/a	n/a	n/a	n/a	n/a	n/a	n/a	n/a	n/a	n/a	n/a
	TOTAL	0	0.00	16	59.26	0	0.00	0	0.00	11	40.74	0	0.00	0	0.00	0	0.00	0	0.00	27
Unit/Subunit 20D																				
	SUCCESSFUL	0	0.00	0	0.00	0	0.00	0	0.00	22	62.86	0	0.00	9	25.71	3	8.57	1	2.86	35
	UNSUCCESSFUL	n/a	n/a	n/a	n/a	n/a	n/a	n/a	n/a	n/a	n/a	n/a	n/a	n/a	n/a	n/a	n/a	n/a	n/a	n/a
	TOTAL	0	0.00	0	0.00	0	0.00	0	0.00	22	62.86	0	0.00	9	25.71	3	8.57	1	2.86	35
Unit/Subunit 20E																				
	SUCCESSFUL	6	26.09	0	0.00	0	0.00	0	0.00	17	73.91	0	0.00	0	0.00	0	0.00	0	0.00	23
	UNSUCCESSFUL	n/a	n/a	n/a	n/a	n/a	n/a	n/a	n/a	n/a	n/a	n/a	n/a	n/a	n/a	n/a	n/a	n/a	n/a	n/a
	TOTAL	6	26.09	0	0.00	0	0.00	0	0.00	17	73.91	0	0.00	0	0.00	0	0.00	0	0.00	23
Unit/Subunit 20F																				
	SUCCESSFUL	0	0.00	0	0.00	0	0.00	0	0.00	4	100.00	0	0.00	0	0.00	0	0.00	0	0.00	4
	UNSUCCESSFUL	n/a	n/a	n/a	n/a	n/a	n/a	n/a	n/a	n/a	n/a	n/a	n/a	n/a	n/a	n/a	n/a	n/a	n/a	n/a
	TOTAL	0	0.00	0	0.00	0	0.00	0	0.00	4	100.00	0	0.00	0	0.00	0	0.00	0	0.00	4
TOTAL UNIT																				
	SUCCESSFUL	6	3.82	17	10.83	0	0.00	0	0.00	116	73.89	0	0.00	11	7.01	5	3.18	2	1.27	157
	UNSUCCESSFUL	n/a	n/a	n/a	n/a	n/a	n/a	n/a	n/a	n/a	n/a	n/a	n/a	n/a	n/a	n/a	n/a	n/a	n/a	n/a
	TOTAL	6	3.82	17	10.83	0	0.00	0	0.00	116	73.89	0	0.00	11	7.01	5	3.18	2	1.27	157
Unit 21																				
Unit/Subunit 21A																				
	SUCCESSFUL	0	0.00	1	33.33	0	0.00	0	0.00	2	66.67	0	0.00	0	0.00	0	0.00	0	0.00	3
	UNSUCCESSFUL	n/a	n/a	n/a	n/a	n/a	n/a	n/a	n/a	n/a	n/a	n/a	n/a	n/a	n/a	n/a	n/a	n/a	n/a	n/a
	TOTAL	0	0.00	1	33.33	0	0.00	0	0.00	2	66.67	0	0.00	0	0.00	0	0.00	0	0.00	3
Unit/Subunit 21B																				
	SUCCESSFUL	0	0.00	0	0.00	0	0.00	0	0.00	4	100.00	0	0.00	0	0.00	0	0.00	0	0.00	4
	UNSUCCESSFUL	n/a	n/a	n/a	n/a	n/a	n/a	n/a	n/a	n/a	n/a	n/a	n/a	n/a	n/a	n/a	n/a	n/a	n/a	n/a
	TOTAL	0	0.00	0	0.00	0	0.00	0	0.00	4	100.00	0	0.00	0	0.00	0	0.00	0	0.00	4
Unit/Subunit 21D																				
	SUCCESSFUL	0	0.00	0	0.00	0	0.00	0	0.00	3	100.00	0	0.00	0	0.00	0	0.00	0	0.00	3
	UNSUCCESSFUL	n/a	n/a	n/a	n/a	n/a	n/a	n/a	n/a	n/a	n/a	n/a	n/a	n/a	n/a	n/a	n/a	n/a	n/a	n/a
	TOTAL	0	0.00	0	0.00	0	0.00	0	0.00	3	100.00	0	0.00	0	0.00	0	0.00	0	0.00	3

Transportation data reflects mode each hunter used to get to where they started walking

1994-95 TRANSPORTATION METHODS BY SPECIES: LYNX

UNIT	SUCCESS	AIRPLANE NUMBER	AIRPLANE %	HORSE/ DOG TEAM NUMBER	HORSE/ DOG TEAM %	BOAT NUMBER	BOAT %	3-OR-4 WHEELER NUMBER	3-OR-4 WHEELER %	SNOWMACHINE NUMBER	SNOWMACHINE %	OFF ROAD VEHICLE NUMBER	OFF ROAD VEHICLE %	HIGHWAY VEHICLE NUMBER	HIGHWAY VEHICLE %	WALKING NUMBER	WALKING %	UNKNOWN NUMBER	UNKNOWN %	TOTAL NUMBER
Unit 21																				
Unit/Subunit 21E																				
	SUCCESSFUL	0	0.00	0	0.00	0	0.00	0	0.00	7	58.33	0	0.00	0	0.00	5	41.67	0	0.00	12
	UNSUCCESSFUL	n/a	n/a	n/a	n/a	n/a	n/a	n/a	n/a	n/a	n/a	n/a	n/a	n/a	n/a	n/a	n/a	n/a	n/a	n/a
	TOTAL	0	0.00	0	0.00	0	0.00	0	0.00	7	58.33	0	0.00	0	0.00	5	41.67	0	0.00	12
TOTAL UNIT																				
	SUCCESSFUL	0	0.00	1	4.55	0	0.00	0	0.00	16	72.73	0	0.00	0	0.00	5	22.73	0	0.00	22
	UNSUCCESSFUL	n/a	n/a	n/a	n/a	n/a	n/a	n/a	n/a	n/a	n/a	n/a	n/a	n/a	n/a	n/a	n/a	n/a	n/a	n/a
	TOTAL	0	0.00	1	4.55	0	0.00	0	0.00	16	72.73	0	0.00	0	0.00	5	22.73	0	0.00	22
Unit 22																				
Unit/Subunit 22A																				
	SUCCESSFUL	0	0.00	0	0.00	0	0.00	0	0.00	3	100.00	0	0.00	0	0.00	0	0.00	0	0.00	3
	UNSUCCESSFUL	n/a	n/a	n/a	n/a	n/a	n/a	n/a	n/a	n/a	n/a	n/a	n/a	n/a	n/a	n/a	n/a	n/a	n/a	n/a
	TOTAL	0	0.00	0	0.00	0	0.00	0	0.00	3	100.00	0	0.00	0	0.00	0	0.00	0	0.00	3
Unit/Subunit 22B																				
	SUCCESSFUL	0	0.00	0	0.00	0	0.00	0	0.00	1	100.00	0	0.00	0	0.00	0	0.00	0	0.00	1
	UNSUCCESSFUL	n/a	n/a	n/a	n/a	n/a	n/a	n/a	n/a	n/a	n/a	n/a	n/a	n/a	n/a	n/a	n/a	n/a	n/a	n/a
	TOTAL	0	0.00	0	0.00	0	0.00	0	0.00	1	100.00	0	0.00	0	0.00	0	0.00	0	0.00	1
TOTAL UNIT																				
	SUCCESSFUL	0	0.00	0	0.00	0	0.00	0	0.00	4	100.00	0	0.00	0	0.00	0	0.00	0	0.00	4
	UNSUCCESSFUL	n/a	n/a	n/a	n/a	n/a	n/a	n/a	n/a	n/a	n/a	n/a	n/a	n/a	n/a	n/a	n/a	n/a	n/a	n/a
	TOTAL	0	0.00	0	0.00	0	0.00	0	0.00	4	100.00	0	0.00	0	0.00	0	0.00	0	0.00	4
Unit 23																				
TOTAL UNIT																				
	SUCCESSFUL	0	0.00	0	0.00	0	0.00	0	0.00	1	100.00	0	0.00	0	0.00	0	0.00	0	0.00	1
	UNSUCCESSFUL	n/a	n/a	n/a	n/a	n/a	n/a	n/a	n/a	n/a	n/a	n/a	n/a	n/a	n/a	n/a	n/a	n/a	n/a	n/a
	TOTAL	0	0.00	0	0.00	0	0.00	0	0.00	1	100.00	0	0.00	0	0.00	0	0.00	0	0.00	1
Unit 24																				
TOTAL UNIT																				
	SUCCESSFUL	0	0.00	0	0.00	0	0.00	2	5.71	30	85.71	0	0.00	2	5.71	0	0.00	1	2.86	35
	UNSUCCESSFUL	n/a	n/a	n/a	n/a	n/a	n/a	n/a	n/a	n/a	n/a	n/a	n/a	n/a	n/a	n/a	n/a	n/a	n/a	n/a
	TOTAL	0	0.00	0	0.00	0	0.00	2	5.71	30	85.71	0	0.00	2	5.71	0	0.00	1	2.86	35
Unit 25																				
Unit/Subunit 25A																				
	SUCCESSFUL	0	0.00	0	0.00	0	0.00	0	0.00	4	66.67	0	0.00	0	0.00	1	16.67	1	16.67	6
	UNSUCCESSFUL	n/a	n/a	n/a	n/a	n/a	n/a	n/a	n/a	n/a	n/a	n/a	n/a	n/a	n/a	n/a	n/a	n/a	n/a	n/a
	TOTAL	0	0.00	0	0.00	0	0.00	0	0.00	4	66.67	0	0.00	0	0.00	1	16.67	1	16.67	6

Transportation data reflects mode each hunter used to get to where they started walking

1994-95 TRANSPORTATION METHODS BY SPECIES: LYNX

UNIT	SUCCESS	AIRPLANE NUMBER	%	HORSE/ DOG TEAM NUMBER	%	BOAT NUMBER	%	3-OR-4 WHEELER NUMBER	%	SNOWMACHINE NUMBER	%	OFF ROAD VEHICLE NUMBER	%	HIGHWAY VEHICLE NUMBER	%	WALKING NUMBER	%	UNKNOWN NUMBER	%	TOTAL NUMBER
Unit 25																				
Unit/Subunit 25B																				
	SUCCESSFUL	1	1.45	13	18.84	0	0.00	0	0.00	54	78.26	0	0.00	0	0.00	1	1.45	0	0.00	69
	UNSUCCESSFUL	n/a	n/a	n/a	n/a	n/a	n/a	n/a	n/a	n/a	n/a	n/a	n/a	n/a	n/a	n/a	n/a	n/a	n/a	n/a
	TOTAL	1	1.45	13	18.84	0	0.00	0	0.00	54	78.26	0	0.00	0	0.00	1	1.45	0	0.00	69
Unit/Subunit 25C																				
	SUCCESSFUL	0	0.00	0	0.00	0	0.00	0	0.00	4	80.00	0	0.00	1	20.00	0	0.00	0	0.00	5
	UNSUCCESSFUL	n/a	n/a	n/a	n/a	n/a	n/a	n/a	n/a	n/a	n/a	n/a	n/a	n/a	n/a	n/a	n/a	n/a	n/a	n/a
	TOTAL	0	0.00	0	0.00	0	0.00	0	0.00	4	80.00	0	0.00	1	20.00	0	0.00	0	0.00	5
Unit/Subunit 25D																				
	SUCCESSFUL	1	0.54	0	0.00	1	0.54	0	0.00	182	97.85	0	0.00	0	0.00	1	0.54	1	0.54	186
	UNSUCCESSFUL	n/a	n/a	n/a	n/a	n/a	n/a	n/a	n/a	n/a	n/a	n/a	n/a	n/a	n/a	n/a	n/a	n/a	n/a	n/a
	TOTAL	1	0.54	0	0.00	1	0.54	0	0.00	182	97.85	0	0.00	0	0.00	1	0.54	1	0.54	186
TOTAL UNIT																				
	SUCCESSFUL	2	0.75	13	4.89	1	0.38	0	0.00	244	91.73	0	0.00	1	0.38	3	1.13	2	0.75	266
	UNSUCCESSFUL	n/a	n/a	n/a	n/a	n/a	n/a	n/a	n/a	n/a	n/a	n/a	n/a	n/a	n/a	n/a	n/a	n/a	n/a	n/a
	TOTAL	2	0.75	13	4.89	1	0.38	0	0.00	244	91.73	0	0.00	1	0.38	3	1.13	2	0.75	266
Unit 26																				
Unit/Subunit 26B																				
	SUCCESSFUL	0	0.00	0	0.00	0	0.00	0	0.00	0	0.00	0	0.00	3	100.00	0	0.00	0	0.00	3
	UNSUCCESSFUL	n/a	n/a	n/a	n/a	n/a	n/a	n/a	n/a	n/a	n/a	n/a	n/a	n/a	n/a	n/a	n/a	n/a	n/a	n/a
	TOTAL	0	0.00	0	0.00	0	0.00	0	0.00	0	0.00	0	0.00	3	100.00	0	0.00	0	0.00	3
TOTAL UNIT																				
	SUCCESSFUL	0	0.00	0	0.00	0	0.00	0	0.00	0	0.00	0	0.00	3	100.00	0	0.00	0	0.00	3
	UNSUCCESSFUL	n/a	n/a	n/a	n/a	n/a	n/a	n/a	n/a	n/a	n/a	n/a	n/a	n/a	n/a	n/a	n/a	n/a	n/a	n/a
	TOTAL	0	0.00	0	0.00	0	0.00	0	0.00	0	0.00	0	0.00	3	100.00	0	0.00	0	0.00	3
TOTAL STATEWIDE																				
	SUCCESSFUL	12	1.50	38	4.74	1	0.12	10	1.25	629	78.53	1	0.12	37	4.62	39	4.87	34	4.24	801
	UNSUCCESSFUL	n/a	n/a	n/a	n/a	n/a	n/a	n/a	n/a	n/a	n/a	n/a	n/a	n/a	n/a	n/a	n/a	n/a	n/a	n/a
	TOTAL	12	1.50	38	4.74	1	0.12	10	1.25	629	78.53	1	0.12	37	4.62	39	4.87	34	4.24	801

Transportation data reflects mode each hunter used to get to where they started walking

1994-95 TRANSPORTATION METHODS BY SPECIES: MARTEN

UNIT	SUCCESS	AIRPLANE NUMBER	%	HORSE/ DOG TEAM NUMBER	%	BOAT NUMBER	%	3-OR-4 WHEELER NUMBER	%	SNOWMACHINE NUMBER	%	OFF ROAD VEHICLE NUMBER	%	HIGHWAY VEHICLE NUMBER	%	WALKING NUMBER	%	UNKNOWN NUMBER	%	TOTAL NUMBER
Unit 01																				
Unit/Subunit 01A																				
	SUCCESSFUL	0	0.00	0	0.00	122	85.31	0	0.00	0	0.00	0	0.00	21	14.69	0	0.00	0	0.00	143
	UNSUCCESSFUL	n/a	n/a	n/a	n/a	n/a	n/a	n/a	n/a	n/a	n/a	n/a	n/a	n/a	n/a	n/a	n/a	n/a	n/a	n/a
	TOTAL	0	0.00	0	0.00	122	85.31	0	0.00	0	0.00	0	0.00	21	14.69	0	0.00	0	0.00	143
Unit/Subunit 01B																				
	SUCCESSFUL	0	0.00	0	0.00	67	83.75	0	0.00	13	16.25	0	0.00	0	0.00	0	0.00	0	0.00	80
	UNSUCCESSFUL	n/a	n/a	n/a	n/a	n/a	n/a	n/a	n/a	n/a	n/a	n/a	n/a	n/a	n/a	n/a	n/a	n/a	n/a	n/a
	TOTAL	0	0.00	0	0.00	67	83.75	0	0.00	13	16.25	0	0.00	0	0.00	0	0.00	0	0.00	80
Unit/Subunit 01C																				
	SUCCESSFUL	0	0.00	0	0.00	115	60.53	0	0.00	6	3.16	0	0.00	6	3.16	41	21.58	22	11.58	190
	UNSUCCESSFUL	n/a	n/a	n/a	n/a	n/a	n/a	n/a	n/a	n/a	n/a	n/a	n/a	n/a	n/a	n/a	n/a	n/a	n/a	n/a
	TOTAL	0	0.00	0	0.00	115	60.53	0	0.00	6	3.16	0	0.00	6	3.16	41	21.58	22	11.58	190
Unit/Subunit 01D																				
	SUCCESSFUL	0	0.00	0	0.00	0	0.00	0	0.00	103	68.21	0	0.00	16	10.60	32	21.19	0	0.00	151
	UNSUCCESSFUL	n/a	n/a	n/a	n/a	n/a	n/a	n/a	n/a	n/a	n/a	n/a	n/a	n/a	n/a	n/a	n/a	n/a	n/a	n/a
	TOTAL	0	0.00	0	0.00	0	0.00	0	0.00	103	68.21	0	0.00	16	10.60	32	21.19	0	0.00	151
TOTAL UNIT																				
	SUCCESSFUL	0	0.00	0	0.00	304	53.90	0	0.00	122	21.63	0	0.00	43	7.62	73	12.94	22	3.90	564
	UNSUCCESSFUL	n/a	n/a	n/a	n/a	n/a	n/a	n/a	n/a	n/a	n/a	n/a	n/a	n/a	n/a	n/a	n/a	n/a	n/a	n/a
	TOTAL	0	0.00	0	0.00	304	53.90	0	0.00	122	21.63	0	0.00	43	7.62	73	12.94	22	3.90	564
Unit 02																				
TOTAL UNIT																				
	SUCCESSFUL	0	0.00	0	0.00	399	38.26	18	1.73	130	12.46	0	0.00	489	46.88	7	0.67	0	0.00	1043
	UNSUCCESSFUL	n/a	n/a	n/a	n/a	n/a	n/a	n/a	n/a	n/a	n/a	n/a	n/a	n/a	n/a	n/a	n/a	n/a	n/a	n/a
	TOTAL	0	0.00	0	0.00	399	38.26	18	1.73	130	12.46	0	0.00	489	46.88	7	0.67	0	0.00	1043
Unit 03																				
TOTAL UNIT																				
	SUCCESSFUL	0	0.00	0	0.00	79	78.22	0	0.00	0	0.00	0	0.00	22	21.78	0	0.00	0	0.00	101
	UNSUCCESSFUL	n/a	n/a	n/a	n/a	n/a	n/a	n/a	n/a	n/a	n/a	n/a	n/a	n/a	n/a	n/a	n/a	n/a	n/a	n/a
	TOTAL	0	0.00	0	0.00	79	78.22	0	0.00	0	0.00	0	0.00	22	21.78	0	0.00	0	0.00	101
Unit 04																				
TOTAL UNIT																				
	SUCCESSFUL	4	1.66	2	0.83	142	58.92	2	0.83	0	0.00	0	0.00	15	6.22	49	20.33	27	11.20	241
	UNSUCCESSFUL	n/a	n/a	n/a	n/a	n/a	n/a	n/a	n/a	n/a	n/a	n/a	n/a	n/a	n/a	n/a	n/a	n/a	n/a	n/a
	TOTAL	4	1.66	2	0.83	142	58.92	2	0.83	0	0.00	0	0.00	15	6.22	49	20.33	27	11.20	241

Transportation data reflects mode each hunter used to get to where they started walking

1994-95 TRANSPORTATION METHODS BY SPECIES: MARTEN

UNIT	SUCCESS	AIRPLANE NUMBER	%	HORSE/ DOG TEAM NUMBER	%	BOAT NUMBER	%	3-OR-4 WHEELER NUMBER	%	SNOWMACHINE NUMBER	%	OFF ROAD VEHICLE NUMBER	%	HIGHWAY VEHICLE NUMBER	%	WALKING NUMBER	%	UNKNOWN NUMBER	%	TOTAL NUMBER
Unit 05																				
Unit/Subunit 05A																				
	SUCCESSFUL	0	0.00	0	0.00	8	2.76	21	7.24	189	65.17	0	0.00	0	0.00	30	10.34	42	14.48	290
	UNSUCCESSFUL	n/a	n/a	n/a	n/a	n/a	n/a	n/a	n/a	n/a	n/a	n/a	n/a	n/a	n/a	n/a	n/a	n/a	n/a	n/a
	TOTAL	0	0.00	0	0.00	8	2.76	21	7.24	189	65.17	0	0.00	0	0.00	30	10.34	42	14.48	290
TOTAL UNIT																				
	SUCCESSFUL	0	0.00	0	0.00	8	2.76	21	7.24	189	65.17	0	0.00	0	0.00	30	10.34	42	14.48	290
	UNSUCCESSFUL	n/a	n/a	n/a	n/a	n/a	n/a	n/a	n/a	n/a	n/a	n/a	n/a	n/a	n/a	n/a	n/a	n/a	n/a	n/a
	TOTAL	0	0.00	0	0.00	8	2.76	21	7.24	189	65.17	0	0.00	0	0.00	30	10.34	42	14.48	290
Unit 07																				
TOTAL UNIT																				
	SUCCESSFUL	0	0.00	0	0.00	0	0.00	0	0.00	39	35.45	0	0.00	43	39.09	28	25.45	0	0.00	110
	UNSUCCESSFUL	n/a	n/a	n/a	n/a	n/a	n/a	n/a	n/a	n/a	n/a	n/a	n/a	n/a	n/a	n/a	n/a	n/a	n/a	n/a
	TOTAL	0	0.00	0	0.00	0	0.00	0	0.00	39	35.45	0	0.00	43	39.09	28	25.45	0	0.00	110
Unit 13																				
Unit/Subunit 13E																				
	SUCCESSFUL	0	0.00	5	12.20	0	0.00	0	0.00	31	75.61	0	0.00	5	12.20	0	0.00	0	0.00	41
	UNSUCCESSFUL	n/a	n/a	n/a	n/a	n/a	n/a	n/a	n/a	n/a	n/a	n/a	n/a	n/a	n/a	n/a	n/a	n/a	n/a	n/a
	TOTAL	0	0.00	5	12.20	0	0.00	0	0.00	31	75.61	0	0.00	5	12.20	0	0.00	0	0.00	41
TOTAL UNIT																				
	SUCCESSFUL	0	0.00	5	12.20	0	0.00	0	0.00	31	75.61	0	0.00	5	12.20	0	0.00	0	0.00	41
	UNSUCCESSFUL	n/a	n/a	n/a	n/a	n/a	n/a	n/a	n/a	n/a	n/a	n/a	n/a	n/a	n/a	n/a	n/a	n/a	n/a	n/a
	TOTAL	0	0.00	5	12.20	0	0.00	0	0.00	31	75.61	0	0.00	5	12.20	0	0.00	0	0.00	41
Unit 14																				
Unit/Subunit 14A																				
	SUCCESSFUL	0	0.00	0	0.00	0	0.00	0	0.00	10	100.00	0	0.00	0	0.00	0	0.00	0	0.00	10
	UNSUCCESSFUL	n/a	n/a	n/a	n/a	n/a	n/a	n/a	n/a	n/a	n/a	n/a	n/a	n/a	n/a	n/a	n/a	n/a	n/a	n/a
	TOTAL	0	0.00	0	0.00	0	0.00	0	0.00	10	100.00	0	0.00	0	0.00	0	0.00	0	0.00	10
Unit/Subunit 14B																				
	SUCCESSFUL	0	0.00	0	0.00	0	0.00	0	0.00	0	0.00	0	0.00	0	0.00	8	100.00	0	0.00	8
	UNSUCCESSFUL	n/a	n/a	n/a	n/a	n/a	n/a	n/a	n/a	n/a	n/a	n/a	n/a	n/a	n/a	n/a	n/a	n/a	n/a	n/a
	TOTAL	0	0.00	0	0.00	0	0.00	0	0.00	0	0.00	0	0.00	0	0.00	8	100.00	0	0.00	8
Unit/Subunit 14C																				
	SUCCESSFUL	0	0.00	0	0.00	0	0.00	0	0.00	4	40.00	0	0.00	0	0.00	6	60.00	0	0.00	10
	UNSUCCESSFUL	n/a	n/a	n/a	n/a	n/a	n/a	n/a	n/a	n/a	n/a	n/a	n/a	n/a	n/a	n/a	n/a	n/a	n/a	n/a
	TOTAL	0	0.00	0	0.00	0	0.00	0	0.00	4	40.00	0	0.00	0	0.00	6	60.00	0	0.00	10
TOTAL UNIT																				
	SUCCESSFUL	0	0.00	0	0.00	0	0.00	0	0.00	14	50.00	0	0.00	0	0.00	14	50.00	0	0.00	28
	UNSUCCESSFUL	n/a	n/a	n/a	n/a	n/a	n/a	n/a	n/a	n/a	n/a	n/a	n/a	n/a	n/a	n/a	n/a	n/a	n/a	n/a
	TOTAL	0	0.00	0	0.00	0	0.00	0	0.00	14	50.00	0	0.00	0	0.00	14	50.00	0	0.00	28

Transportation data reflects mode each hunter used to get to where they started walking

1994-95 TRANSPORTATION METHODS BY SPECIES: MARTEN

UNIT	SUCCESS	AIRPLANE NUMBER	AIRPLANE %	HORSE/ DOG TEAM NUMBER	HORSE/ DOG TEAM %	BOAT NUMBER	BOAT %	3-OR-4 WHEELER NUMBER	3-OR-4 WHEELER %	SNOWMACHINE NUMBER	SNOWMACHINE %	OFF ROAD VEHICLE NUMBER	OFF ROAD VEHICLE %	HIGHWAY VEHICLE NUMBER	HIGHWAY VEHICLE %	WALKING NUMBER	WALKING %	UNKNOWN NUMBER	UNKNOWN %	TOTAL NUMBER
Unit 16																				
Unit/Subunit 16A																				
	SUCCESSFUL	0	0.00	5	23.81	0	0.00	0	0.00	7	33.33	0	0.00	3	14.29	0	0.00	6	28.57	21
	UNSUCCESSFUL	n/a	n/a	n/a	n/a	n/a	n/a	n/a	n/a	n/a	n/a	n/a	n/a	n/a	n/a	n/a	n/a	n/a	n/a	n/a
	TOTAL	0	0.00	5	23.81	0	0.00	0	0.00	7	33.33	0	0.00	3	14.29	0	0.00	6	28.57	21
Unit/Subunit 16B																				
	SUCCESSFUL	22	28.95	0	0.00	0	0.00	0	0.00	25	32.89	0	0.00	3	3.95	1	1.32	25	32.89	76
	UNSUCCESSFUL	n/a	n/a	n/a	n/a	n/a	n/a	n/a	n/a	n/a	n/a	n/a	n/a	n/a	n/a	n/a	n/a	n/a	n/a	n/a
	TOTAL	22	28.95	0	0.00	0	0.00	0	0.00	25	32.89	0	0.00	3	3.95	1	1.32	25	32.89	76
TOTAL UNIT																				
	SUCCESSFUL	22	22.68	5	5.15	0	0.00	0	0.00	32	32.99	0	0.00	6	6.19	1	1.03	31	31.96	97
	UNSUCCESSFUL	n/a	n/a	n/a	n/a	n/a	n/a	n/a	n/a	n/a	n/a	n/a	n/a	n/a	n/a	n/a	n/a	n/a	n/a	n/a
	TOTAL	22	22.68	5	5.15	0	0.00	0	0.00	32	32.99	0	0.00	6	6.19	1	1.03	31	31.96	97
TOTAL STATEWIDE																				
	SUCCESSFUL	26	1.03	12	0.48	932	37.06	41	1.63	557	22.15	0	0.00	623	24.77	202	8.03	122	4.85	2515
	UNSUCCESSFUL	n/a	n/a	n/a	n/a	n/a	n/a	n/a	n/a	n/a	n/a	n/a	n/a	n/a	n/a	n/a	n/a	n/a	n/a	n/a
	TOTAL	26	1.03	12	0.48	932	37.06	41	1.63	557	22.15	0	0.00	623	24.77	202	8.03	122	4.85	2515

Transportation data reflects mode each hunter used to get to where they started walking

1994-95 TRANSPORTATION METHODS BY SPECIES: MOOSE

UNIT	SUCCESS	AIRPLANE NUMBER	%	HORSE/ DOG TEAM NUMBER	%	BOAT NUMBER	%	3-OR-4 WHEELER NUMBER	%	SNOWMACHINE NUMBER	%	OFF ROAD VEHICLE NUMBER	%	HIGHWAY VEHICLE NUMBER	%	WALKING NUMBER	%	UNKNOWN NUMBER	%	TOTAL NUMBER
Unit 01																				
Unit/Subunit 01A																				
	SUCCESSFUL	1	16.67	0	0.00	5	83.33	0	0.00	0	0.00	0	0.00	0	0.00	0	0.00	0	0.00	6
	UNSUCCESSFUL	5	11.90	0	0.00	36	85.71	0	0.00	0	0.00	0	0.00	1	2.38	0	0.00	0	0.00	42
	TOTAL	6	12.50	0	0.00	41	85.42	0	0.00	0	0.00	0	0.00	1	2.08	0	0.00	0	0.00	48
Unit/Subunit 01B																				
	SUCCESSFUL	1	7.14	0	0.00	12	85.71	0	0.00	0	0.00	0	0.00	0	0.00	0	0.00	1	7.14	14
	UNSUCCESSFUL	12	6.35	0	0.00	174	92.06	0	0.00	0	0.00	0	0.00	2	1.06	0	0.00	1	0.53	189
	TOTAL	13	6.40	0	0.00	186	91.63	0	0.00	0	0.00	0	0.00	2	0.99	0	0.00	2	0.99	203
Unit/Subunit 01C																				
	SUCCESSFUL	2	3.39	0	0.00	39	66.10	0	0.00	0	0.00	0	0.00	11	18.64	0	0.00	7	11.86	59
	UNSUCCESSFUL	28	15.22	0	0.00	97	52.72	1	0.54	0	0.00	0	0.00	19	10.33	0	0.00	39	21.20	184
	TOTAL	30	12.35	0	0.00	136	55.97	1	0.41	0	0.00	0	0.00	30	12.35	0	0.00	46	18.93	243
Unit/Subunit 01D																				
	SUCCESSFUL	0	0.00	0	0.00	13	76.47	0	0.00	0	0.00	0	0.00	3	17.65	0	0.00	1	5.88	17
	UNSUCCESSFUL	1	0.77	0	0.00	59	45.38	2	1.54	0	0.00	4	3.08	57	43.85	1	0.77	7	5.38	130
	TOTAL	1	0.68	0	0.00	72	48.65	2	1.35	0	0.00	4	2.70	60	40.54	1	0.68	8	5.41	148
TOTAL UNIT																				
	SUCCESSFUL	4	4.17	0	0.00	69	71.88	0	0.00	0	0.00	0	0.00	14	14.58	0	0.00	9	9.38	96
	UNSUCCESSFUL	46	8.44	0	0.00	366	67.16	3	0.55	0	0.00	4	0.73	79	14.50	1	0.18	47	8.62	545
	TOTAL	50	7.79	0	0.00	435	67.76	3	0.47	0	0.00	4	0.62	93	14.49	1	0.16	56	8.72	642
Unit 03																				
TOTAL UNIT																				
	SUCCESSFUL	0	0.00	0	0.00	3	15.79	0	0.00	0	0.00	0	0.00	16	84.21	0	0.00	0	0.00	19
	UNSUCCESSFUL	6	1.60	0	0.00	45	12.03	0	0.00	0	0.00	0	0.00	309	82.62	0	0.00	14	3.74	374
	TOTAL	6	1.53	0	0.00	48	12.21	0	0.00	0	0.00	0	0.00	325	82.70	0	0.00	14	3.56	393
Unit 05																				
Unit/Subunit 05A																				
	SUCCESSFUL	24	38.71	0	0.00	16	25.81	9	14.52	0	0.00	0	0.00	9	14.52	2	3.23	2	3.23	62
	UNSUCCESSFUL	43	30.71	0	0.00	16	11.43	14	10.00	0	0.00	0	0.00	61	43.57	8	5.71	6	4.29	140
	TOTAL	67	31.90	0	0.00	32	15.24	23	10.95	0	0.00	0	0.00	70	33.33	10	4.76	8	3.81	210
Unit/Subunit 05B																				
	SUCCESSFUL	5	71.43	0	0.00	2	28.57	0	0.00	0	0.00	0	0.00	0	0.00	0	0.00	0	0.00	7
	UNSUCCESSFUL	4	26.67	1	6.67	4	26.67	1	6.67	0	0.00	0	0.00	0	0.00	0	0.00	5	33.33	15
	TOTAL	9	40.91	1	4.55	6	27.27	1	4.55	0	0.00	0	0.00	0	0.00	0	0.00	5	22.73	22
TOTAL UNIT																				
	SUCCESSFUL	29	42.03	0	0.00	18	26.09	9	13.04	0	0.00	0	0.00	9	13.04	2	2.90	2	2.90	69
	UNSUCCESSFUL	47	30.32	1	0.65	20	12.90	15	9.68	0	0.00	0	0.00	61	39.35	8	5.16	11	7.10	155
	TOTAL	76	32.76	1	0.43	38	16.38	24	10.34	0	0.00	0	0.00	70	30.17	10	4.31	13	5.60	232

Transportation data reflects mode each hunter used to get to where they started walking

1994-95 TRANSPORTATION METHODS BY SPECIES: MOOSE

UNIT	SUCCESS	AIRPLANE NUMBER	AIRPLANE %	HORSE/ DOG TEAM NUMBER	HORSE/ DOG TEAM %	BOAT NUMBER	BOAT %	3-OR-4 WHEELER NUMBER	3-OR-4 WHEELER %	SNOWMACHINE NUMBER	SNOWMACHINE %	OFF ROAD VEHICLE NUMBER	OFF ROAD VEHICLE %	HIGHWAY VEHICLE NUMBER	HIGHWAY VEHICLE %	WALKING NUMBER	WALKING %	UNKNOWN NUMBER	UNKNOWN %	TOTAL NUMBER
Unit 06																				
Unit/Subunit 06A																				
	SUCCESSFUL	37	53.62	0	0.00	21	30.43	2	2.90	0	0.00	2	2.90	3	4.35	0	0.00	4	5.80	69
	UNSUCCESSFUL	38	61.29	0	0.00	19	30.65	2	3.23	0	0.00	0	0.00	1	1.61	0	0.00	2	3.23	62
	TOTAL	75	57.25	0	0.00	40	30.53	4	3.05	0	0.00	2	1.53	4	3.05	0	0.00	6	4.58	131
Unit/Subunit 06B																				
	SUCCESSFUL	3	6.82	0	0.00	33	75.00	0	0.00	0	0.00	1	2.27	5	11.36	0	0.00	2	4.55	44
	UNSUCCESSFUL	5	6.17	0	0.00	30	37.04	2	2.47	0	0.00	0	0.00	36	44.44	0	0.00	8	9.88	81
	TOTAL	8	6.40	0	0.00	63	50.40	2	1.60	0	0.00	1	0.80	41	32.80	0	0.00	10	8.00	125
Unit/Subunit 06C																				
	SUCCESSFUL	0	0.00	0	0.00	11	31.43	0	0.00	0	0.00	1	2.86	22	62.86	0	0.00	1	2.86	35
	UNSUCCESSFUL	0	n/a	0	n/a	0	n/a	0	n/a	0	n/a	0	n/a	0	n/a	n/a	n/a	0	n/a	0
	TOTAL	0	0.00	0	0.00	11	31.43	0	0.00	0	0.00	1	2.86	22	62.86	0	0.00	1	2.86	35
Unit/Subunit 06D																				
	SUCCESSFUL	1	100.00	0	0.00	0	0.00	0	0.00	0	0.00	0	0.00	0	0.00	0	0.00	0	0.00	1
	UNSUCCESSFUL	0	0.00	0	0.00	6	26.09	5	21.74	0	0.00	0	0.00	11	47.83	0	0.00	1	4.35	23
	TOTAL	1	4.17	0	0.00	6	25.00	5	20.83	0	0.00	0	0.00	11	45.83	0	0.00	1	4.17	24
TOTAL UNIT																				
	SUCCESSFUL	41	27.52	0	0.00	65	43.62	2	1.34	0	0.00	4	2.68	30	20.13	0	0.00	7	4.70	149
	UNSUCCESSFUL	43	25.90	0	0.00	55	33.13	9	5.42	0	0.00	0	0.00	48	28.92	0	0.00	11	6.63	166
	TOTAL	84	26.67	0	0.00	120	38.10	11	3.49	0	0.00	4	1.27	78	24.76	0	0.00	18	5.71	315
Unit 07																				
TOTAL UNIT																				
	SUCCESSFUL	5	7.35	11	16.18	19	27.94	2	2.94	0	0.00	0	0.00	27	39.71	0	0.00	4	5.88	68
	UNSUCCESSFUL	37	9.69	22	5.76	53	13.87	10	2.62	1	0.26	4	1.05	227	59.42	0	0.00	28	7.33	382
	TOTAL	42	9.33	33	7.33	72	16.00	12	2.67	1	0.22	4	0.89	254	56.44	0	0.00	32	7.11	450
Unit 09																				
Unit/Subunit 09A																				
	SUCCESSFUL	1	25.00	0	0.00	2	50.00	0	0.00	0	0.00	1	25.00	0	0.00	0	0.00	0	0.00	4
	UNSUCCESSFUL	2	25.00	0	0.00	4	50.00	0	0.00	0	0.00	1	12.50	0	0.00	0	0.00	1	12.50	8
	TOTAL	3	25.00	0	0.00	6	50.00	0	0.00	0	0.00	2	16.67	0	0.00	0	0.00	1	8.33	12
Unit/Subunit 09B																				
	SUCCESSFUL	58	66.67	0	0.00	12	13.79	0	0.00	13	14.94	1	1.15	1	1.15	0	0.00	2	2.30	87
	UNSUCCESSFUL	99	69.23	2	1.40	22	15.38	5	3.50	7	4.90	0	0.00	1	0.70	0	0.00	7	4.90	143
	TOTAL	157	68.26	2	0.87	34	14.78	5	2.17	20	8.70	1	0.43	2	0.87	0	0.00	9	3.91	230
Unit/Subunit 09C																				
	SUCCESSFUL	10	15.38	1	1.54	16	24.62	4	6.15	28	43.08	0	0.00	3	4.62	0	0.00	3	4.62	65
	UNSUCCESSFUL	22	20.95	1	0.95	30	28.57	26	24.76	13	12.38	1	0.95	10	9.52	0	0.00	2	1.90	105
	TOTAL	32	18.82	2	1.18	46	27.06	30	17.65	41	24.12	1	0.59	13	7.65	0	0.00	5	2.94	170

Transportation data reflects mode each hunter used to get to where they started walking

1994-95 TRANSPORTATION METHODS BY SPECIES: MOOSE

UNIT	SUCCESS	AIRPLANE NUMBER	AIRPLANE %	HORSE/ DOG TEAM NUMBER	HORSE/ DOG TEAM %	BOAT NUMBER	BOAT %	3-OR-4 WHEELER NUMBER	3-OR-4 WHEELER %	SNOWMACHINE NUMBER	SNOWMACHINE %	OFF ROAD VEHICLE NUMBER	OFF ROAD VEHICLE %	HIGHWAY VEHICLE NUMBER	HIGHWAY VEHICLE %	WALKING NUMBER	WALKING %	UNKNOWN NUMBER	UNKNOWN %	TOTAL NUMBER
Unit 09																				
Unit/Subunit 09E																				
	SUCCESSFUL	61	76.25	0	0.00	12	15.00	6	7.50	0	0.00	0	0.00	1	1.25	0	0.00	0	0.00	80
	UNSUCCESSFUL	69	70.41	0	0.00	18	18.37	5	5.10	1	1.02	0	0.00	0	0.00	0	0.00	5	5.10	98
	TOTAL	130	73.03	0	0.00	30	16.85	11	6.18	1	0.56	0	0.00	1	0.56	0	0.00	5	2.81	178
Unit/Subunit 09Z																				
	SUCCESSFUL	n/a	n/a	n/a	n/a	n/a	n/a	n/a	n/a	n/a	n/a	n/a	n/a	n/a	n/a	n/a	n/a	n/a	n/a	0
	UNSUCCESSFUL	3	50.00	0	0.00	2	33.33	0	0.00	0	0.00	0	0.00	0	0.00	0	0.00	1	16.67	6
	TOTAL	3	50.00	0	0.00	2	33.33	0	0.00	0	0.00	0	0.00	0	0.00	0	0.00	1	16.67	6
TOTAL UNIT																				
	SUCCESSFUL	130	55.08	1	0.42	42	17.80	10	4.24	41	17.37	2	0.85	5	2.12	0	0.00	5	2.12	236
	UNSUCCESSFUL	195	54.17	3	0.83	76	21.11	36	10.00	21	5.83	2	0.56	11	3.06	0	0.00	16	4.44	360
	TOTAL	325	54.53	4	0.67	118	19.80	46	7.72	62	10.40	4	0.67	16	2.68	0	0.00	21	3.52	596
Unit 11																				
TOTAL UNIT																				
	SUCCESSFUL	15	41.67	3	8.33	3	8.33	10	27.78	0	0.00	2	5.56	3	8.33	0	0.00	0	0.00	36
	UNSUCCESSFUL	14	15.73	3	3.37	4	4.49	21	23.60	0	0.00	3	3.37	39	43.82	0	0.00	5	5.62	89
	TOTAL	29	23.20	6	4.80	7	5.60	31	24.80	0	0.00	5	4.00	42	33.60	0	0.00	5	4.00	125
Unit 12																				
TOTAL UNIT																				
	SUCCESSFUL	9	10.23	18	20.45	17	19.32	16	18.18	0	0.00	6	6.82	20	22.73	0	0.00	2	2.27	88
	UNSUCCESSFUL	23	6.15	7	1.87	62	16.58	55	14.71	0	0.00	20	5.35	167	44.65	0	0.00	40	10.70	374
	TOTAL	32	6.93	25	5.41	79	17.10	71	15.37	0	0.00	26	5.63	187	40.48	0	0.00	42	9.09	462
Unit 13																				
Unit/Subunit 13A																				
	SUCCESSFUL	45	14.71	4	1.31	12	3.92	128	41.83	0	0.00	79	25.82	33	10.78	0	0.00	5	1.63	306
	UNSUCCESSFUL	136	7.64	23	1.29	215	12.07	738	41.44	1	0.06	263	14.77	326	18.30	0	0.00	79	4.44	1781
	TOTAL	181	8.67	27	1.29	227	10.88	866	41.49	1	0.05	342	16.39	359	17.20	0	0.00	84	4.02	2087
Unit/Subunit 13B																				
	SUCCESSFUL	22	9.65	7	3.07	46	20.18	70	30.70	0	0.00	31	13.60	49	21.49	0	0.00	3	1.32	228
	UNSUCCESSFUL	62	4.72	37	2.82	170	12.95	322	24.52	1	0.08	144	10.97	512	38.99	0	0.00	65	4.95	1313
	TOTAL	84	5.45	44	2.86	216	14.02	392	25.44	1	0.06	175	11.36	561	36.40	0	0.00	68	4.41	1541
Unit/Subunit 13C																				
	SUCCESSFUL	13	9.92	4	3.05	0	0.00	48	36.64	0	0.00	41	31.30	23	17.56	0	0.00	2	1.53	131
	UNSUCCESSFUL	21	7.42	7	2.47	5	1.77	112	39.58	0	0.00	54	19.08	71	25.09	0	0.00	13	4.59	283
	TOTAL	34	8.21	11	2.66	5	1.21	160	38.65	0	0.00	95	22.95	94	22.71	0	0.00	15	3.62	414
Unit/Subunit 13D																				
	SUCCESSFUL	17	24.29	5	7.14	3	4.29	20	28.57	0	0.00	10	14.29	15	21.43	0	0.00	0	0.00	70
	UNSUCCESSFUL	33	11.11	5	1.68	25	8.42	61	20.54	0	0.00	20	6.73	133	44.78	0	0.00	20	6.73	297
	TOTAL	50	13.62	10	2.72	28	7.63	81	22.07	0	0.00	30	8.17	148	40.33	0	0.00	20	5.45	367

Transportation data reflects mode each hunter used to get to where they started walking

1994-95 TRANSPORTATION METHODS BY SPECIES: MOOSE

UNIT	SUCCESS	AIRPLANE NUMBER	%	HORSE/ DOG TEAM NUMBER	%	BOAT NUMBER	%	3-OR-4 WHEELER NUMBER	%	SNOWMACHINE NUMBER	%	OFF ROAD VEHICLE NUMBER	%	HIGHWAY VEHICLE NUMBER	%	WALKING NUMBER	%	UNKNOWN NUMBER	%	TOTAL NUMBER
Unit 13																				
Unit/Subunit 13E																				
	SUCCESSFUL	42	19.91	5	2.37	17	8.06	73	34.60	0	0.00	36	17.06	33	15.64	0	0.00	5	2.37	211
	UNSUCCESSFUL	105	9.86	14	1.31	110	10.33	365	34.27	1	0.09	152	14.27	282	26.48	0	0.00	36	3.38	1065
	TOTAL	147	11.52	19	1.49	127	9.95	438	34.33	1	0.08	188	14.73	315	24.69	0	0.00	41	3.21	1276
Unit/Subunit 13Z																				
	SUCCESSFUL	1	11.11	0	0.00	1	11.11	4	44.44	0	0.00	2	22.22	1	11.11	0	0.00	0	0.00	9
	UNSUCCESSFUL	16	4.20	4	1.05	13	3.41	54	14.17	1	0.26	23	6.04	211	55.38	0	0.00	59	15.49	381
	TOTAL	17	4.36	4	1.03	14	3.59	58	14.87	1	0.26	25	6.41	212	54.36	0	0.00	59	15.13	390
TOTAL UNIT																				
	SUCCESSFUL	140	14.66	25	2.62	79	8.27	343	35.92	0	0.00	199	20.84	154	16.13	0	0.00	15	1.57	955
	UNSUCCESSFUL	373	7.29	90	1.76	538	10.51	1652	32.27	4	0.08	656	12.81	1535	29.98	0	0.00	272	5.31	5120
	TOTAL	513	8.44	115	1.89	617	10.16	1995	32.84	4	0.07	855	14.07	1689	27.80	0	0.00	287	4.72	6075
Unit 14																				
Unit/Subunit 14A																				
	SUCCESSFUL	14	2.63	9	1.69	55	10.34	148	27.82	8	1.50	28	5.26	249	46.80	0	0.00	21	3.95	532
	UNSUCCESSFUL	47	1.89	42	1.69	264	10.63	570	22.96	1	0.04	145	5.84	1224	49.30	0	0.00	190	7.65	2483
	TOTAL	61	2.02	51	1.69	319	10.58	718	23.81	9	0.30	173	5.74	1473	48.86	0	0.00	211	7.00	3015
Unit/Subunit 14B																				
	SUCCESSFUL	3	8.33	2	5.56	2	5.56	13	36.11	0	0.00	5	13.89	9	25.00	0	0.00	2	5.56	36
	UNSUCCESSFUL	18	5.90	3	0.98	21	6.89	91	29.84	0	0.00	24	7.87	129	42.30	0	0.00	19	6.23	305
	TOTAL	21	6.16	5	1.47	23	6.74	104	30.50	0	0.00	29	8.50	138	40.47	0	0.00	21	6.16	341
Unit/Subunit 14C																				
	SUCCESSFUL	11	7.14	10	6.49	15	9.74	3	1.95	0	0.00	1	0.65	109	70.78	0	0.00	5	3.25	154
	UNSUCCESSFUL	15	2.96	20	3.94	48	9.47	42	8.28	0	0.00	16	3.16	327	64.50	0	0.00	39	7.69	507
	TOTAL	26	3.93	30	4.54	63	9.53	45	6.81	0	0.00	17	2.57	436	65.96	0	0.00	44	6.66	661
Unit/Subunit 14Z																				
	SUCCESSFUL	0	0.00	0	0.00	0	0.00	0	0.00	0	0.00	0	0.00	1	100.00	0	0.00	0	0.00	1
	UNSUCCESSFUL	4	5.71	1	1.43	6	8.57	2	2.86	0	0.00	3	4.29	50	71.43	0	0.00	4	5.71	70
	TOTAL	4	5.63	1	1.41	6	8.45	2	2.82	0	0.00	3	4.23	51	71.83	0	0.00	4	5.63	71
TOTAL UNIT																				
	SUCCESSFUL	28	3.87	21	2.90	72	9.96	164	22.68	8	1.11	34	4.70	368	50.90	0	0.00	28	3.87	723
	UNSUCCESSFUL	84	2.50	66	1.96	339	10.07	705	20.95	1	0.03	188	5.59	1730	51.41	0	0.00	252	7.49	3365
	TOTAL	112	2.74	87	2.13	411	10.05	869	21.26	9	0.22	222	5.43	2098	51.32	0	0.00	280	6.85	4088
Unit 15																				
Unit/Subunit 15A																				
	SUCCESSFUL	15	5.98	4	1.59	36	14.34	13	5.18	0	0.00	10	3.98	163	64.94	0	0.00	10	3.98	251
	UNSUCCESSFUL	42	3.50	33	2.75	114	9.49	59	4.91	0	0.00	42	3.50	803	66.86	0	0.00	108	8.99	1201
	TOTAL	57	3.93	37	2.55	150	10.33	72	4.96	0	0.00	52	3.58	966	66.53	0	0.00	118	8.13	1452
Unit/Subunit 15B																				
	SUCCESSFUL	1	1.30	18	23.38	11	14.29	1	1.30	0	0.00	0	0.00	37	48.05	0	0.00	9	11.69	77
	UNSUCCESSFUL	10	3.21	37	11.86	42	13.46	11	3.53	0	0.00	8	2.56	173	55.45	0	0.00	31	9.94	312
	TOTAL	11	2.83	55	14.14	53	13.62	12	3.08	0	0.00	8	2.06	210	53.98	0	0.00	40	10.28	389

Transportation data reflects mode each hunter used to get to where they started walking

1994-95 TRANSPORTATION METHODS BY SPECIES: MOOSE

UNIT	SUCCESS	AIRPLANE NUMBER	AIRPLANE %	HORSE/ DOG TEAM NUMBER	HORSE/ DOG TEAM %	BOAT NUMBER	BOAT %	3-OR-4 WHEELER NUMBER	3-OR-4 WHEELER %	SNOWMACHINE NUMBER	SNOWMACHINE %	OFF ROAD VEHICLE NUMBER	OFF ROAD VEHICLE %	HIGHWAY VEHICLE NUMBER	HIGHWAY VEHICLE %	WALKING NUMBER	WALKING %	UNKNOWN NUMBER	UNKNOWN %	TOTAL NUMBER
Unit 15																				
Unit/Subunit 15C																				
	SUCCESSFUL	6	1.95	28	9.09	15	4.87	107	34.74	0	0.00	20	6.49	116	37.66	0	0.00	16	5.19	308
	UNSUCCESSFUL	24	2.14	50	4.45	68	6.05	261	23.22	1	0.09	85	7.56	504	44.84	0	0.00	131	11.65	1124
	TOTAL	30	2.09	78	5.45	83	5.80	368	25.70	1	0.07	105	7.33	620	43.30	0	0.00	147	10.27	1432
Unit/Subunit 15Z																				
	SUCCESSFUL	0	0.00	0	0.00	0	0.00	0	0.00	0	0.00	0	0.00	0	0.00	0	0.00	0	0.00	0
	UNSUCCESSFUL	0	0.00	0	0.00	5	7.46	7	10.45	0	0.00	2	2.99	38	56.72	0	0.00	15	22.39	67
	TOTAL	0	0.00	0	0.00	5	7.46	7	10.45	0	0.00	2	2.99	38	56.72	0	0.00	15	22.39	67
TOTAL UNIT																				
	SUCCESSFUL	22	3.46	50	7.86	62	9.75	121	19.03	0	0.00	30	4.72	316	49.69	0	0.00	35	5.50	636
	UNSUCCESSFUL	76	2.81	120	4.44	229	8.47	338	12.50	1	0.04	137	5.07	1518	56.14	0	0.00	285	10.54	2704
	TOTAL	98	2.93	170	5.09	291	8.71	459	13.74	1	0.03	167	5.00	1834	54.91	0	0.00	320	9.58	3340
Unit 16																				
Unit/Subunit 16A																				
	SUCCESSFUL	14	12.39	1	0.88	11	9.73	23	20.35	26	23.01	6	5.31	31	27.43	0	0.00	1	0.88	113
	UNSUCCESSFUL	56	10.37	0	0.00	103	19.07	145	26.85	26	4.81	30	5.56	158	29.26	0	0.00	22	4.07	540
	TOTAL	70	10.72	1	0.15	114	17.46	168	25.73	52	7.96	36	5.51	189	28.94	0	0.00	23	3.52	653
Unit/Subunit 16B																				
	SUCCESSFUL	77	33.48	15	6.52	22	9.57	4	1.74	90	39.13	3	1.30	5	2.17	0	0.00	14	6.09	230
	UNSUCCESSFUL	239	50.96	8	1.71	124	26.44	14	2.99	34	7.25	3	0.64	23	4.90	0	0.00	24	5.12	469
	TOTAL	316	45.21	23	3.29	146	20.89	18	2.58	124	17.74	6	0.86	28	4.01	0	0.00	38	5.44	699
Unit/Subunit 16Z																				
	SUCCESSFUL	0	0.00	0	0.00	0	0.00	0	0.00	0	0.00	0	0.00	0	0.00	0	0.00	0	0.00	0
	UNSUCCESSFUL	7	26.92	0	0.00	8	30.77	0	0.00	0	0.00	0	0.00	9	34.62	0	0.00	2	7.69	26
	TOTAL	7	26.92	0	0.00	8	30.77	0	0.00	0	0.00	0	0.00	9	34.62	0	0.00	2	7.69	26
TOTAL UNIT																				
	SUCCESSFUL	91	26.53	16	4.66	33	9.62	27	7.87	116	33.82	9	2.62	36	10.50	0	0.00	15	4.37	343
	UNSUCCESSFUL	302	29.18	8	0.77	235	22.71	159	15.36	60	5.80	33	3.19	190	18.36	0	0.00	48	4.64	1035
	TOTAL	393	28.52	24	1.74	268	19.45	186	13.50	176	12.77	42	3.05	226	16.40	0	0.00	63	4.57	1378
Unit 17																				
Unit/Subunit 17B																				
	SUCCESSFUL	110	65.48	0	0.00	51	30.36	0	0.00	4	2.38	0	0.00	0	0.00	0	0.00	3	1.79	168
	UNSUCCESSFUL	246	76.40	1	0.31	64	19.88	0	0.00	1	0.31	0	0.00	1	0.31	0	0.00	9	2.80	322
	TOTAL	356	72.65	1	0.20	115	23.47	0	0.00	5	1.02	0	0.00	1	0.20	0	0.00	12	2.45	490
Unit/Subunit 17C																				
	SUCCESSFUL	11	11.70	0	0.00	53	56.38	0	0.00	22	23.40	0	0.00	1	1.06	0	0.00	7	7.45	94
	UNSUCCESSFUL	22	15.83	0	0.00	77	55.40	1	0.72	16	11.51	1	0.72	9	6.47	0	0.00	13	9.35	139
	TOTAL	33	14.16	0	0.00	130	55.79	1	0.43	38	16.31	1	0.43	10	4.29	0	0.00	20	8.58	233

Transportation data reflects mode each hunter used to get to where they started walking

1994-95 TRANSPORTATION METHODS BY SPECIES: MOOSE

UNIT	SUCCESS	AIRPLANE NUMBER	AIRPLANE %	HORSE/ DOG TEAM NUMBER	HORSE/ DOG TEAM %	BOAT NUMBER	BOAT %	3-OR-4 WHEELER NUMBER	3-OR-4 WHEELER %	SNOWMACHINE NUMBER	SNOWMACHINE %	OFF ROAD VEHICLE NUMBER	OFF ROAD VEHICLE %	HIGHWAY VEHICLE NUMBER	HIGHWAY VEHICLE %	WALKING NUMBER	WALKING %	UNKNOWN NUMBER	UNKNOWN %	TOTAL NUMBER
Unit 17																				
Unit/Subunit 17Z																				
	SUCCESSFUL	6	17.14	0	0.00	26	74.29	0	0.00	3	8.57	0	0.00	0	0.00	0	0.00	0	0.00	35
	UNSUCCESSFUL	9	20.93	0	0.00	23	53.49	0	0.00	3	6.98	0	0.00	1	2.33	0	0.00	7	16.28	43
	TOTAL	15	19.23	0	0.00	49	62.82	0	0.00	6	7.69	0	0.00	1	1.28	0	0.00	7	8.97	78
TOTAL UNIT																				
	SUCCESSFUL	127	42.76	0	0.00	130	43.77	0	0.00	29	9.76	0	0.00	1	0.34	0	0.00	10	3.37	297
	UNSUCCESSFUL	277	54.96	1	0.20	164	32.54	1	0.20	20	3.97	1	0.20	11	2.18	0	0.00	29	5.75	504
	TOTAL	404	50.44	1	0.12	294	36.70	1	0.12	49	6.12	1	0.12	12	1.50	0	0.00	39	4.87	801
Unit 18																				
TOTAL UNIT																				
	SUCCESSFUL	0	0.00	0	0.00	57	65.52	0	0.00	9	10.34	0	0.00	0	0.00	0	0.00	21	24.14	87
	UNSUCCESSFUL	0	0.00	1	0.56	156	88.14	2	1.13	7	3.95	0	0.00	0	0.00	0	0.00	11	6.21	177
	TOTAL	0	0.00	1	0.38	213	80.68	2	0.76	16	6.06	0	0.00	0	0.00	0	0.00	32	12.12	264
Unit 19																				
Unit/Subunit 19A																				
	SUCCESSFUL	24	14.29	0	0.00	109	64.88	1	0.60	28	16.67	0	0.00	1	0.60	0	0.00	5	2.98	168
	UNSUCCESSFUL	35	17.86	0	0.00	139	70.92	1	0.51	10	5.10	0	0.00	1	0.51	0	0.00	10	5.10	196
	TOTAL	59	16.21	0	0.00	248	68.13	2	0.55	38	10.44	0	0.00	2	0.55	0	0.00	15	4.12	364
Unit/Subunit 19B																				
	SUCCESSFUL	128	78.53	0	0.00	30	18.40	0	0.00	1	0.61	0	0.00	0	0.00	0	0.00	4	2.45	163
	UNSUCCESSFUL	216	88.16	0	0.00	17	6.94	3	1.22	0	0.00	0	0.00	0	0.00	0	0.00	9	3.67	245
	TOTAL	344	84.31	0	0.00	47	11.52	3	0.74	1	0.25	0	0.00	0	0.00	0	0.00	13	3.19	408
Unit/Subunit 19C																				
	SUCCESSFUL	113	74.34	5	3.29	7	4.61	22	14.47	0	0.00	3	1.97	0	0.00	0	0.00	2	1.32	152
	UNSUCCESSFUL	123	88.49	2	1.44	1	0.72	10	7.19	0	0.00	1	0.72	2	1.44	0	0.00	0	0.00	139
	TOTAL	236	81.10	7	2.41	8	2.75	32	11.00	0	0.00	4	1.37	2	0.69	0	0.00	2	0.69	291
Unit/Subunit 19D																				
	SUCCESSFUL	10	9.43	0	0.00	79	74.53	4	3.77	6	5.66	0	0.00	3	2.83	0	0.00	4	3.77	106
	UNSUCCESSFUL	31	23.66	0	0.00	74	56.49	7	5.34	3	2.29	0	0.00	2	1.53	0	0.00	14	10.69	131
	TOTAL	41	17.30	0	0.00	153	64.56	11	4.64	9	3.80	0	0.00	5	2.11	0	0.00	18	7.59	237
Unit/Subunit 19Z																				
	SUCCESSFUL	7	46.67	0	0.00	6	40.00	0	0.00	1	6.67	0	0.00	0	0.00	0	0.00	1	6.67	15
	UNSUCCESSFUL	12	48.00	0	0.00	11	44.00	1	4.00	1	4.00	0	0.00	0	0.00	0	0.00	0	0.00	25
	TOTAL	19	47.50	0	0.00	17	42.50	1	2.50	2	5.00	0	0.00	0	0.00	0	0.00	1	2.50	40
TOTAL UNIT																				
	SUCCESSFUL	282	46.69	5	0.83	231	38.25	27	4.47	36	5.96	3	0.50	4	0.66	0	0.00	16	2.65	604
	UNSUCCESSFUL	417	56.66	2	0.27	242	32.88	22	2.99	14	1.90	1	0.14	5	0.68	0	0.00	33	4.48	736
	TOTAL	699	52.16	7	0.52	473	35.30	49	3.66	50	3.73	4	0.30	9	0.67	0	0.00	49	3.66	1340

Transportation data reflects mode each hunter used to get to where they started walking

1994-95 TRANSPORTATION METHODS BY SPECIES: MOOSE

UNIT	SUCCESS	AIRPLANE NUMBER	%	HORSE/ DOG TEAM NUMBER	%	BOAT NUMBER	%	3-OR-4 WHEELER NUMBER	%	SNOWMACHINE NUMBER	%	OFF ROAD VEHICLE NUMBER	%	HIGHWAY VEHICLE NUMBER	%	WALKING NUMBER	%	UNKNOWN NUMBER	%	TOTAL NUMBER
Unit 20																				
Unit/Subunit 20A																				
	SUCCESSFUL	116	29.07	10	2.51	133	33.33	87	21.80	0	0.00	32	8.02	21	5.26	0	0.00	0	0.00	399
	UNSUCCESSFUL	148	19.25	13	1.69	320	41.61	118	15.34	0	0.00	50	6.50	76	9.88	0	0.00	44	5.72	769
	TOTAL	264	22.60	23	1.97	453	38.78	205	17.55	0	0.00	82	7.02	97	8.30	0	0.00	44	3.77	1168
Unit/Subunit 20B																				
	SUCCESSFUL	24	5.05	0	0.00	118	24.84	96	20.21	18	3.79	24	5.05	177	37.26	0	0.00	18	3.79	475
	UNSUCCESSFUL	34	1.35	4	0.16	422	16.70	370	14.64	37	1.46	118	4.67	1338	52.95	0	0.00	204	8.07	2527
	TOTAL	58	1.93	4	0.13	540	17.99	466	15.52	55	1.83	142	4.73	1515	50.47	0	0.00	222	7.40	3002
Unit/Subunit 20C																				
	SUCCESSFUL	40	26.32	1	0.66	57	37.50	32	21.05	0	0.00	11	7.24	7	4.61	0	0.00	4	2.63	152
	UNSUCCESSFUL	44	16.48	3	1.12	103	38.58	55	20.60	0	0.00	18	6.74	37	13.86	0	0.00	7	2.62	267
	TOTAL	84	20.05	4	0.95	160	38.19	87	20.76	0	0.00	29	6.92	44	10.50	0	0.00	11	2.63	419
Unit/Subunit 20D																				
	SUCCESSFUL	5	3.88	2	1.55	37	28.68	36	27.91	1	0.78	14	10.85	30	23.26	0	0.00	4	3.10	129
	UNSUCCESSFUL	15	2.54	11	1.86	145	24.53	114	19.29	6	1.02	32	5.41	228	38.58	0	0.00	40	6.77	591
	TOTAL	20	2.78	13	1.81	182	25.28	150	20.83	7	0.97	46	6.39	258	35.83	0	0.00	44	6.11	720
Unit/Subunit 20E																				
	SUCCESSFUL	24	25.53	0	0.00	14	14.89	26	27.66	0	0.00	13	13.83	15	15.96	0	0.00	2	2.13	94
	UNSUCCESSFUL	39	9.92	3	0.76	71	18.07	96	24.43	0	0.00	24	6.11	140	35.62	0	0.00	20	5.09	393
	TOTAL	63	12.94	3	0.62	85	17.45	122	25.05	0	0.00	37	7.60	155	31.83	0	0.00	22	4.52	487
Unit/Subunit 20F																				
	SUCCESSFUL	1	3.13	0	0.00	12	37.50	7	21.88	0	0.00	4	12.50	8	25.00	0	0.00	0	0.00	32
	UNSUCCESSFUL	1	0.94	0	0.00	53	50.00	13	12.26	0	0.00	0	0.00	32	30.19	0	0.00	7	6.60	106
	TOTAL	2	1.45	0	0.00	65	47.10	20	14.49	0	0.00	4	2.90	40	28.99	0	0.00	7	5.07	138
Unit/Subunit 20Z																				
	SUCCESSFUL	1	20.00	0	0.00	1	20.00	0	0.00	0	0.00	0	0.00	3	60.00	0	0.00	0	0.00	5
	UNSUCCESSFUL	1	1.52	1	1.52	12	18.18	13	19.70	0	0.00	3	4.55	26	39.39	0	0.00	10	15.15	66
	TOTAL	2	2.82	1	1.41	13	18.31	13	18.31	0	0.00	3	4.23	29	40.85	0	0.00	10	14.08	71
TOTAL UNIT																				
	SUCCESSFUL	211	16.41	13	1.01	372	28.93	284	22.08	19	1.48	98	7.62	261	20.30	0	0.00	28	2.18	1286
	UNSUCCESSFUL	282	5.98	35	0.74	1126	23.86	779	16.51	43	0.91	245	5.19	1877	39.78	0	0.00	332	7.04	4719
	TOTAL	493	8.21	48	0.80	1498	24.95	1063	17.70	62	1.03	343	5.71	2138	35.60	0	0.00	360	6.00	6005
Unit 21																				
Unit/Subunit 21A																				
	SUCCESSFUL	71	56.80	1	0.80	41	32.80	3	2.40	1	0.80	0	0.00	6	4.80	0	0.00	2	1.60	125
	UNSUCCESSFUL	78	68.42	0	0.00	27	23.68	1	0.88	1	0.88	0	0.00	2	1.75	0	0.00	5	4.39	114
	TOTAL	149	62.34	1	0.42	68	28.45	4	1.67	2	0.84	0	0.00	8	3.35	0	0.00	7	2.93	239
Unit/Subunit 21B																				
	SUCCESSFUL	12	19.05	0	0.00	42	66.67	2	3.17	0	0.00	0	0.00	6	9.52	0	0.00	1	1.59	63
	UNSUCCESSFUL	13	24.53	0	0.00	37	69.81	0	0.00	0	0.00	0	0.00	1	1.89	0	0.00	2	3.77	53
	TOTAL	25	21.55	0	0.00	79	68.10	2	1.72	0	0.00	0	0.00	7	6.03	0	0.00	3	2.59	116

Transportation data reflects mode each hunter used to get to where they started walking

1994-95 TRANSPORTATION METHODS BY SPECIES: MOOSE

UNIT	SUCCESS	AIRPLANE NUMBER	AIRPLANE %	HORSE/ DOG TEAM NUMBER	HORSE/ DOG TEAM %	BOAT NUMBER	BOAT %	3-OR-4 WHEELER NUMBER	3-OR-4 WHEELER %	SNOWMACHINE NUMBER	SNOWMACHINE %	OFF ROAD VEHICLE NUMBER	OFF ROAD VEHICLE %	HIGHWAY VEHICLE NUMBER	HIGHWAY VEHICLE %	WALKING NUMBER	WALKING %	UNKNOWN NUMBER	UNKNOWN %	TOTAL NUMBER
Unit 21																				
Unit/Subunit 21C																				
	SUCCESSFUL	24	88.89	0	0.00	3	11.11	0	0.00	0	0.00	0	0.00	0	0.00	0	0.00	0	0.00	27
	UNSUCCESSFUL	14	87.50	0	0.00	2	12.50	0	0.00	0	0.00	0	0.00	0	0.00	0	0.00	0	0.00	16
	TOTAL	38	88.37	0	0.00	5	11.63	0	0.00	0	0.00	0	0.00	0	0.00	0	0.00	0	0.00	43
Unit/Subunit 21D																				
	SUCCESSFUL	12	4.36	0	0.00	233	84.73	0	0.00	19	6.91	2	0.73	5	1.82	0	0.00	4	1.45	275
	UNSUCCESSFUL	5	3.91	0	0.00	100	78.13	6	4.69	6	4.69	0	0.00	6	4.69	0	0.00	5	3.91	128
	TOTAL	17	4.22	0	0.00	333	82.63	6	1.49	25	6.20	2	0.50	11	2.73	0	0.00	9	2.23	403
Unit/Subunit 21E																				
	SUCCESSFUL	6	3.73	0	0.00	134	83.23	1	0.62	16	9.94	0	0.00	0	0.00	0	0.00	4	2.48	161
	UNSUCCESSFUL	3	11.54	1	3.85	18	69.23	1	3.85	1	3.85	0	0.00	0	0.00	0	0.00	2	7.69	26
	TOTAL	9	4.81	1	0.53	152	81.28	2	1.07	17	9.09	0	0.00	0	0.00	0	0.00	6	3.21	187
Unit/Subunit 21Z																				
	SUCCESSFUL	5	71.43	0	0.00	1	14.29	0	0.00	1	14.29	0	0.00	0	0.00	0	0.00	0	0.00	7
	UNSUCCESSFUL	11	91.67	0	0.00	0	0.00	1	8.33	0	0.00	0	0.00	0	0.00	0	0.00	0	0.00	12
	TOTAL	16	84.21	0	0.00	1	5.26	1	5.26	1	5.26	0	0.00	0	0.00	0	0.00	0	0.00	19
TOTAL UNIT																				
	SUCCESSFUL	130	19.76	1	0.15	454	69.00	6	0.91	37	5.62	2	0.30	17	2.58	0	0.00	11	1.67	658
	UNSUCCESSFUL	124	35.53	1	0.29	184	52.72	9	2.58	8	2.29	0	0.00	9	2.58	0	0.00	14	4.01	349
	TOTAL	254	25.22	2	0.20	638	63.36	15	1.49	45	4.47	2	0.20	26	2.58	0	0.00	25	2.48	1007
Unit 22																				
Unit/Subunit 22A																				
	SUCCESSFUL	1	5.56	0	0.00	11	61.11	0	0.00	6	33.33	0	0.00	0	0.00	0	0.00	0	0.00	18
	UNSUCCESSFUL	1	2.94	0	0.00	24	70.59	0	0.00	5	14.71	0	0.00	0	0.00	0	0.00	4	11.76	34
	TOTAL	2	3.85	0	0.00	35	67.31	0	0.00	11	21.15	0	0.00	0	0.00	0	0.00	4	7.69	52
Unit/Subunit 22B																				
	SUCCESSFUL	8	14.29	0	0.00	12	21.43	12	21.43	14	25.00	5	8.93	5	8.93	0	0.00	0	0.00	56
	UNSUCCESSFUL	4	6.35	0	0.00	25	39.68	12	19.05	4	6.35	3	4.76	14	22.22	0	0.00	1	1.59	63
	TOTAL	12	10.08	0	0.00	37	31.09	24	20.17	18	15.13	8	6.72	19	15.97	0	0.00	1	0.84	119
Unit/Subunit 22C																				
	SUCCESSFUL	0	0.00	0	0.00	6	20.69	8	27.59	0	0.00	2	6.90	12	41.38	0	0.00	1	3.45	29
	UNSUCCESSFUL	0	0.00	0	0.00	8	15.69	7	13.73	0	0.00	1	1.96	29	56.86	0	0.00	6	11.76	51
	TOTAL	0	0.00	0	0.00	14	17.50	15	18.75	0	0.00	3	3.75	41	51.25	0	0.00	7	8.75	80
Unit/Subunit 22D																				
	SUCCESSFUL	7	7.95	0	0.00	27	30.68	19	21.59	13	14.77	4	4.55	18	20.45	0	0.00	0	0.00	88
	UNSUCCESSFUL	3	2.48	0	0.00	28	23.14	14	11.57	7	5.79	4	3.31	49	40.50	0	0.00	16	13.22	121
	TOTAL	10	4.78	0	0.00	55	26.32	33	15.79	20	9.57	8	3.83	67	32.06	0	0.00	16	7.66	209
Unit/Subunit 22E																				
	SUCCESSFUL	0	0.00	0	0.00	2	10.00	0	0.00	18	90.00	0	0.00	0	0.00	0	0.00	0	0.00	20
	UNSUCCESSFUL	0	0.00	0	0.00	2	66.67	0	0.00	0	0.00	0	0.00	0	0.00	0	0.00	1	33.33	3
	TOTAL	0	0.00	0	0.00	4	17.39	0	0.00	18	78.26	0	0.00	0	0.00	0	0.00	1	4.35	23

Transportation data reflects mode each hunter used to get to where they started walking

1994-95 TRANSPORTATION METHODS BY SPECIES: MOOSE

UNIT	SUCCESS	AIRPLANE NUMBER	AIRPLANE %	HORSE/ DOG TEAM NUMBER	HORSE/ DOG TEAM %	BOAT NUMBER	BOAT %	3-OR-4 WHEELER NUMBER	3-OR-4 WHEELER %	SNOWMACHINE NUMBER	SNOWMACHINE %	OFF ROAD VEHICLE NUMBER	OFF ROAD VEHICLE %	HIGHWAY VEHICLE NUMBER	HIGHWAY VEHICLE %	WALKING NUMBER	WALKING %	UNKNOWN NUMBER	UNKNOWN %	TOTAL NUMBER
Unit 22																				
Unit/Subunit 22Z																				
	SUCCESSFUL	0	0.00	0	0.00	0	0.00	0	0.00	0	0.00	0	0.00	0	0.00	0	0.00	0	0.00	0
	UNSUCCESSFUL	0	0.00	0	0.00	1	33.33	0	0.00	0	0.00	0	0.00	1	33.33	0	0.00	1	33.33	3
	TOTAL	0	0.00	0	0.00	1	33.33	0	0.00	0	0.00	0	0.00	1	33.33	0	0.00	1	33.33	3
TOTAL UNIT																				
	SUCCESSFUL	16	7.58	0	0.00	58	27.49	39	18.48	51	24.17	11	5.21	35	16.59	0	0.00	1	0.47	211
	UNSUCCESSFUL	8	2.91	0	0.00	88	32.00	33	12.00	16	5.82	8	2.91	93	33.82	0	0.00	29	10.55	275
	TOTAL	24	4.94	0	0.00	146	30.04	72	14.81	67	13.79	19	3.91	128	26.34	0	0.00	30	6.17	486
Unit 23																				
TOTAL UNIT																				
	SUCCESSFUL	91	68.42	0	0.00	29	21.80	3	2.26	9	6.77	0	0.00	0	0.00	0	0.00	1	0.75	133
	UNSUCCESSFUL	103	62.42	2	1.21	46	27.88	2	1.21	5	3.03	1	0.61	4	2.42	0	0.00	2	1.21	165
	TOTAL	194	65.10	2	0.67	75	25.17	5	1.68	14	4.70	1	0.34	4	1.34	0	0.00	3	1.01	298
Unit 24																				
TOTAL UNIT																				
	SUCCESSFUL	24	15.48	3	1.94	77	49.68	4	2.58	7	4.52	6	3.87	27	17.42	0	0.00	7	4.52	155
	UNSUCCESSFUL	25	19.69	1	0.79	55	43.31	3	2.36	2	1.57	2	1.57	31	24.41	0	0.00	8	6.30	127
	TOTAL	49	17.38	4	1.42	132	46.81	7	2.48	9	3.19	8	2.84	58	20.57	0	0.00	15	5.32	282
Unit 25																				
Unit/Subunit 25A																				
	SUCCESSFUL	18	75.00	1	4.17	3	12.50	0	0.00	0	0.00	0	0.00	2	8.33	0	0.00	0	0.00	24
	UNSUCCESSFUL	12	60.00	0	0.00	5	25.00	1	5.00	0	0.00	1	5.00	1	5.00	0	0.00	0	0.00	20
	TOTAL	30	68.18	1	2.27	8	18.18	1	2.27	0	0.00	1	2.27	3	6.82	0	0.00	0	0.00	44
Unit/Subunit 25B																				
	SUCCESSFUL	7	21.21	0	0.00	24	72.73	0	0.00	0	0.00	0	0.00	0	0.00	0	0.00	2	6.06	33
	UNSUCCESSFUL	7	10.94	0	0.00	52	81.25	0	0.00	0	0.00	1	1.56	1	1.56	0	0.00	3	4.69	64
	TOTAL	14	14.43	0	0.00	76	78.35	0	0.00	0	0.00	1	1.03	1	1.03	0	0.00	5	5.15	97
Unit/Subunit 25C																				
	SUCCESSFUL	7	12.73	0	0.00	13	23.64	21	38.18	0	0.00	5	9.09	8	14.55	0	0.00	1	1.82	55
	UNSUCCESSFUL	14	8.19	0	0.00	39	22.81	44	25.73	1	0.58	6	3.51	57	33.33	0	0.00	10	5.85	171
	TOTAL	21	9.29	0	0.00	52	23.01	65	28.76	1	0.44	11	4.87	65	28.76	0	0.00	11	4.87	226
Unit/Subunit 25D																				
	SUCCESSFUL	4	10.26	0	0.00	29	74.36	2	5.13	1	2.56	0	0.00	0	0.00	0	0.00	3	7.69	39
	UNSUCCESSFUL	12	12.63	0	0.00	63	66.32	3	3.16	6	6.32	0	0.00	8	8.42	0	0.00	3	3.16	95
	TOTAL	16	11.94	0	0.00	92	68.66	5	3.73	7	5.22	0	0.00	8	5.97	0	0.00	6	4.48	134
Unit/Subunit 25Z																				
	SUCCESSFUL	1	33.33	0	0.00	2	66.67	0	0.00	0	0.00	0	0.00	0	0.00	0	0.00	0	0.00	3
	UNSUCCESSFUL	1	8.33	0	0.00	7	58.33	1	8.33	0	0.00	0	0.00	2	16.67	0	0.00	1	8.33	12
	TOTAL	2	13.33	0	0.00	9	60.00	1	6.67	0	0.00	0	0.00	2	13.33	0	0.00	1	6.67	15

Transportation data reflects mode each hunter used to get to where they started walking

1994-95 TRANSPORTATION METHODS BY SPECIES: MOOSE

UNIT	SUCCESS	AIRPLANE NUMBER	AIRPLANE %	HORSE/ DOG TEAM NUMBER	HORSE/ DOG TEAM %	BOAT NUMBER	BOAT %	3-OR-4 WHEELER NUMBER	3-OR-4 WHEELER %	SNOWMACHINE NUMBER	SNOWMACHINE %	OFF ROAD VEHICLE NUMBER	OFF ROAD VEHICLE %	HIGHWAY VEHICLE NUMBER	HIGHWAY VEHICLE %	WALKING NUMBER	WALKING %	UNKNOWN NUMBER	UNKNOWN %	TOTAL NUMBER
Unit 25																				
TOTAL UNIT																				
	SUCCESSFUL	37	24.03	1	0.65	71	46.10	23	14.94	1	0.65	5	3.25	10	6.49	0	0.00	6	3.90	154
	UNSUCCESSFUL	46	12.71	0	0.00	166	45.86	49	13.54	7	1.93	8	2.21	69	19.06	0	0.00	17	4.70	362
	TOTAL	83	16.09	1	0.19	237	45.93	72	13.95	8	1.55	13	2.52	79	15.31	0	0.00	23	4.46	516
Unit 26																				
Unit/Subunit 26A																				
	SUCCESSFUL	31	75.61	0	0.00	8	19.51	0	0.00	1	2.44	1	2.44	0	0.00	0	0.00	0	0.00	41
	UNSUCCESSFUL	17	62.96	0	0.00	6	22.22	0	0.00	1	3.70	1	3.70	0	0.00	0	0.00	2	7.41	27
	TOTAL	48	70.59	0	0.00	14	20.59	0	0.00	2	2.94	2	2.94	0	0.00	0	0.00	2	2.94	68
Unit/Subunit 26B																				
	SUCCESSFUL	26	70.27	0	0.00	8	21.62	0	0.00	0	0.00	0	0.00	2	5.41	0	0.00	1	2.70	37
	UNSUCCESSFUL	23	46.00	0	0.00	2	4.00	0	0.00	0	0.00	0	0.00	21	42.00	0	0.00	4	8.00	50
	TOTAL	49	56.32	0	0.00	10	11.49	0	0.00	0	0.00	0	0.00	23	26.44	0	0.00	5	5.75	87
Unit/Subunit 26C																				
	SUCCESSFUL	5	83.33	0	0.00	0	0.00	0	0.00	1	16.67	0	0.00	0	0.00	0	0.00	0	0.00	6
	UNSUCCESSFUL	2	50.00	0	0.00	0	0.00	0	0.00	2	50.00	0	0.00	0	0.00	0	0.00	0	0.00	4
	TOTAL	7	70.00	0	0.00	0	0.00	0	0.00	3	30.00	0	0.00	0	0.00	0	0.00	0	0.00	10
Unit/Subunit 26Z																				
	SUCCESSFUL	0	0.00	0	0.00	0	0.00	0	0.00	0	0.00	0	0.00	0	0.00	0	0.00	0	0.00	0
	UNSUCCESSFUL	1	50.00	0	0.00	0	0.00	0	0.00	0	0.00	1	50.00	0	0.00	0	0.00	0	0.00	2
	TOTAL	1	50.00	0	0.00	0	0.00	0	0.00	0	0.00	1	50.00	0	0.00	0	0.00	0	0.00	2
TOTAL UNIT																				
	SUCCESSFUL	62	73.81	0	0.00	16	19.05	0	0.00	2	2.38	1	1.19	2	2.38	0	0.00	1	1.19	84
	UNSUCCESSFUL	43	51.81	0	0.00	8	9.64	0	0.00	3	3.61	2	2.41	21	25.30	0	0.00	6	7.23	83
	TOTAL	105	62.87	0	0.00	24	14.37	0	0.00	5	2.99	3	1.80	23	13.77	0	0.00	7	4.19	167
Unit 27																				
TOTAL UNIT																				
	SUCCESSFUL	8	27.59	1	3.45	7	24.14	4	13.79	1	3.45	2	6.90	4	13.79	0	0.00	2	6.90	29
	UNSUCCESSFUL	41	13.58	3	0.99	23	7.62	37	12.25	0	0.00	5	1.66	70	23.18	0	0.00	123	40.73	302
	TOTAL	49	14.80	4	1.21	30	9.06	41	12.39	1	0.30	7	2.11	74	22.36	0	0.00	125	37.76	331
TOTAL STATEWIDE																				
	SUCCESSFUL	1502	21.11	169	2.37	1984	27.88	1094	15.37	366	5.14	414	5.82	1359	19.10	2	0.03	226	3.18	7116
	UNSUCCESSFUL	2612	11.63	366	1.63	4280	19.05	3940	17.54	213	0.95	1320	5.88	8104	36.07	9	0.04	1633	7.27	22468
	TOTAL	4114	13.90	535	1.81	6264	21.17	5034	17.01	579	1.96	1734	5.86	9463	31.98	11	0.04	1859	6.28	29593

Transportation data reflects mode each hunter used to get to where they started walking

1994-95 TRANSPORTATION METHODS BY SPECIES: MT. GOAT

UNIT	SUCCESS	AIRPLANE NUMBER	AIRPLANE %	HORSE/ DOG TEAM NUMBER	HORSE/ DOG TEAM %	BOAT NUMBER	BOAT %	3-OR-4 WHEELER NUMBER	3-OR-4 WHEELER %	SNOWMACHINE NUMBER	SNOWMACHINE %	OFF ROAD VEHICLE NUMBER	OFF ROAD VEHICLE %	HIGHWAY VEHICLE NUMBER	HIGHWAY VEHICLE %	WALKING NUMBER	WALKING %	UNKNOWN NUMBER	UNKNOWN %	TOTAL NUMBER
Unit 01																				
Unit/Subunit 01A																				
	SUCCESSFUL	14	70.00	0	0.00	6	30.00	0	0.00	0	0.00	0	0.00	0	0.00	0	0.00	0	0.00	20
	UNSUCCESSFUL	30	54.55	0	0.00	24	43.64	0	0.00	0	0.00	0	0.00	1	1.82	0	0.00	0	0.00	55
	TOTAL	44	58.67	0	0.00	30	40.00	0	0.00	0	0.00	0	0.00	1	1.33	0	0.00	0	0.00	75
Unit/Subunit 01B																				
	SUCCESSFUL	22	64.71	0	0.00	12	35.29	0	0.00	0	0.00	0	0.00	0	0.00	0	0.00	0	0.00	34
	UNSUCCESSFUL	14	28.00	0	0.00	34	68.00	0	0.00	0	0.00	0	0.00	0	0.00	0	0.00	2	4.00	50
	TOTAL	36	42.86	0	0.00	46	54.76	0	0.00	0	0.00	0	0.00	0	0.00	0	0.00	2	2.38	84
Unit/Subunit 01C																				
	SUCCESSFUL	9	21.43	0	0.00	31	73.81	0	0.00	0	0.00	0	0.00	2	4.76	0	0.00	0	0.00	42
	UNSUCCESSFUL	8	19.51	0	0.00	26	63.41	1	2.44	0	0.00	0	0.00	4	9.76	0	0.00	2	4.88	41
	TOTAL	17	20.48	0	0.00	57	68.67	1	1.20	0	0.00	0	0.00	6	7.23	0	0.00	2	2.41	83
Unit/Subunit 01D																				
	SUCCESSFUL	0	0.00	0	0.00	15	60.00	0	0.00	0	0.00	0	0.00	7	28.00	3	12.00	0	0.00	25
	UNSUCCESSFUL	2	3.23	0	0.00	25	40.32	1	1.61	1	1.61	1	1.61	22	35.48	17	27.42	10	16.13	62
	TOTAL	2	1.92	0	0.00	40	38.46	1	0.96	1	0.96	1	0.96	29	27.88	20	19.23	10	9.62	104
TOTAL UNIT																				
	SUCCESSFUL	45	37.19	0	0.00	64	52.89	0	0.00	0	0.00	0	0.00	9	7.44	3	2.48	0	0.00	121
	UNSUCCESSFUL	54	25.96	0	0.00	109	52.40	2	0.96	1	0.48	1	0.48	27	12.98	17	8.17	14	6.73	208
	TOTAL	99	28.61	0	0.00	173	50.00	2	0.58	1	0.29	1	0.29	36	10.40	20	5.78	14	4.05	346
Unit 04																				
TOTAL UNIT																				
	SUCCESSFUL	12	23.08	0	0.00	34	65.38	0	0.00	0	0.00	1	1.92	5	9.62	0	0.00	0	0.00	52
	UNSUCCESSFUL	17	15.89	0	0.00	70	65.42	0	0.00	0	0.00	0	0.00	18	16.82	0	0.00	2	1.87	107
	TOTAL	29	18.24	0	0.00	104	65.41	0	0.00	0	0.00	1	0.63	23	14.47	0	0.00	2	1.26	159
Unit 05																				
Unit/Subunit 05A																				
	SUCCESSFUL	0	0.00	0	0.00	9	75.00	0	0.00	3	25.00	0	0.00	0	0.00	0	0.00	0	0.00	12
	UNSUCCESSFUL	1	20.00	0	0.00	4	80.00	0	0.00	0	0.00	0	0.00	0	0.00	0	0.00	0	0.00	5
	TOTAL	1	5.88	0	0.00	13	76.47	0	0.00	3	17.65	0	0.00	0	0.00	0	0.00	0	0.00	17
TOTAL UNIT																				
	SUCCESSFUL	0	0.00	0	0.00	9	75.00	0	0.00	3	25.00	0	0.00	0	0.00	0	0.00	0	0.00	12
	UNSUCCESSFUL	1	20.00	0	0.00	4	80.00	0	0.00	0	0.00	0	0.00	0	0.00	0	0.00	0	0.00	5
	TOTAL	1	5.88	0	0.00	13	76.47	0	0.00	3	17.65	0	0.00	0	0.00	0	0.00	0	0.00	17
Unit 06																				
Unit/Subunit 06A																				
	SUCCESSFUL	7	100.00	0	0.00	0	0.00	0	0.00	0	0.00	0	0.00	0	0.00	0	0.00	0	0.00	7
	UNSUCCESSFUL	3	60.00	0	0.00	0	0.00	0	0.00	0	0.00	0	0.00	0	0.00	0	0.00	2	40.00	5
	TOTAL	10	83.33	0	0.00	0	0.00	0	0.00	0	0.00	0	0.00	0	0.00	0	0.00	2	16.67	12

Transportation data reflects mode each hunter used to get to where they started walking

1994-95 TRANSPORTATION METHODS BY SPECIES: MT. GOAT

UNIT	SUCCESS	AIRPLANE NUMBER	%	HORSE/ DOG TEAM NUMBER	%	BOAT NUMBER	%	3-OR-4 WHEELER NUMBER	%	SNOWMACHINE NUMBER	%	OFF ROAD VEHICLE NUMBER	%	HIGHWAY VEHICLE NUMBER	%	WALKING NUMBER	%	UNKNOWN NUMBER	%	TOTAL NUMBER
Unit 06																				
Unit/Subunit 06B																				
	SUCCESSFUL	6	100.00	0	0.00	0	0.00	0	0.00	0	0.00	0	0.00	0	0.00	0	0.00	0	0.00	6
	UNSUCCESSFUL	5	100.00	0	0.00	0	0.00	0	0.00	0	0.00	0	0.00	0	0.00	0	0.00	0	0.00	5
	TOTAL	11	100.00	0	0.00	0	0.00	0	0.00	0	0.00	0	0.00	0	0.00	0	0.00	0	0.00	11
Unit/Subunit 06D																				
	SUCCESSFUL	17	39.53	0	0.00	26	60.47	0	0.00	0	0.00	0	0.00	0	0.00	0	0.00	0	0.00	43
	UNSUCCESSFUL	14	25.45	1	1.82	39	70.91	0	0.00	0	0.00	0	0.00	0	0.00	0	0.00	1	1.82	55
	TOTAL	31	31.63	1	1.02	65	66.33	0	0.00	0	0.00	0	0.00	0	0.00	0	0.00	1	1.02	98
TOTAL UNIT																				
	SUCCESSFUL	30	53.57	0	0.00	26	46.43	0	0.00	0	0.00	0	0.00	0	0.00	0	0.00	0	0.00	56
	UNSUCCESSFUL	22	33.85	1	1.54	39	60.00	0	0.00	0	0.00	0	0.00	0	0.00	0	0.00	3	4.62	65
	TOTAL	52	42.98	1	0.83	65	53.72	0	0.00	0	0.00	0	0.00	0	0.00	0	0.00	3	2.48	121
Unit 07																				
TOTAL UNIT																				
	SUCCESSFUL	21	26.25	1	1.25	26	32.50	2	2.50	0	0.00	0	0.00	29	36.25	0	0.00	1	1.25	80
	UNSUCCESSFUL	21	8.75	1	0.42	47	19.58	19	7.92	1	0.42	6	2.50	131	54.58	0	0.00	14	5.83	240
	TOTAL	42	13.13	2	0.63	73	22.81	21	6.56	1	0.31	6	1.88	160	50.00	0	0.00	15	4.69	320
Unit 08																				
TOTAL UNIT																				
	SUCCESSFUL	35	83.33	0	0.00	6	14.29	0	0.00	0	0.00	0	0.00	0	0.00	0	0.00	1	2.38	42
	UNSUCCESSFUL	22	68.75	0	0.00	6	18.75	1	3.13	0	0.00	0	0.00	2	6.25	0	0.00	1	3.13	32
	TOTAL	57	77.03	0	0.00	12	16.22	1	1.35	0	0.00	0	0.00	2	2.70	0	0.00	2	2.70	74
Unit 11																				
TOTAL UNIT																				
	SUCCESSFUL	12	85.71	0	0.00	1	7.14	0	0.00	0	0.00	0	0.00	1	7.14	0	0.00	0	0.00	14
	UNSUCCESSFUL	7	43.75	2	12.50	1	6.25	0	0.00	0	0.00	1	6.25	5	31.25	0	0.00	0	0.00	16
	TOTAL	19	63.33	2	6.67	2	6.67	0	0.00	0	0.00	1	3.33	6	20.00	0	0.00	0	0.00	30
Unit 13																				
Unit/Subunit 13D																				
	SUCCESSFUL	1	50.00	0	0.00	0	0.00	0	0.00	0	0.00	0	0.00	1	50.00	0	0.00	0	0.00	2
	UNSUCCESSFUL	8	47.06	0	0.00	2	11.76	0	0.00	0	0.00	0	0.00	7	41.18	0	0.00	0	0.00	17
	TOTAL	9	47.37	0	0.00	2	10.53	0	0.00	0	0.00	0	0.00	8	42.11	0	0.00	0	0.00	19
TOTAL UNIT																				
	SUCCESSFUL	1	50.00	0	0.00	0	0.00	0	0.00	0	0.00	0	0.00	1	50.00	0	0.00	0	0.00	2
	UNSUCCESSFUL	8	47.06	0	0.00	2	11.76	0	0.00	0	0.00	0	0.00	7	41.18	0	0.00	0	0.00	17
	TOTAL	9	47.37	0	0.00	2	10.53	0	0.00	0	0.00	0	0.00	8	42.11	0	0.00	0	0.00	19

Transportation data reflects mode each hunter used to get to where they started walking

1994-95 TRANSPORTATION METHODS BY SPECIES: MT. GOAT

UNIT	SUCCESS	AIRPLANE NUMBER	%	HORSE/ DOG TEAM NUMBER	%	BOAT NUMBER	%	3-OR-4 WHEELER NUMBER	%	SNOWMACHINE NUMBER	%	OFF ROAD VEHICLE NUMBER	%	HIGHWAY VEHICLE NUMBER	%	WALKING NUMBER	%	UNKNOWN NUMBER	%	TOTAL NUMBER
Unit 14																				
Unit/Subunit 14A																				
	SUCCESSFUL	6	100.00	0	0.00	0	0.00	0	0.00	0	0.00	0	0.00	0	0.00	0	0.00	0	0.00	6
	UNSUCCESSFUL	6	37.50	0	0.00	1	6.25	0	0.00	0	0.00	1	6.25	4	25.00	0	0.00	4	25.00	16
	TOTAL	12	54.55	0	0.00	1	4.55	0	0.00	0	0.00	1	4.55	4	18.18	0	0.00	4	18.18	22
Unit/Subunit 14C																				
	SUCCESSFUL	16	61.54	0	0.00	5	19.23	0	0.00	0	0.00	0	0.00	3	11.54	0	0.00	2	7.69	26
	UNSUCCESSFUL	53	60.23	1	1.14	13	14.77	0	0.00	0	0.00	1	1.14	15	17.05	0	0.00	5	5.68	88
	TOTAL	69	60.53	1	0.88	18	15.79	0	0.00	0	0.00	1	0.88	18	15.79	0	0.00	7	6.14	114
TOTAL UNIT																				
	SUCCESSFUL	22	68.75	0	0.00	5	15.63	0	0.00	0	0.00	0	0.00	3	9.38	0	0.00	2	6.25	32
	UNSUCCESSFUL	59	56.73	1	0.96	14	13.46	0	0.00	0	0.00	2	1.92	19	18.27	0	0.00	9	8.65	104
	TOTAL	81	59.56	1	0.74	19	13.97	0	0.00	0	0.00	2	1.47	22	16.18	0	0.00	11	8.09	136
Unit 15																				
Unit/Subunit 15B																				
	SUCCESSFUL	2	40.00	0	0.00	3	60.00	0	0.00	0	0.00	0	0.00	0	0.00	0	0.00	0	0.00	5
	UNSUCCESSFUL	7	26.92	0	0.00	12	46.15	0	0.00	0	0.00	0	0.00	5	19.23	0	0.00	2	7.69	26
	TOTAL	9	29.03	0	0.00	15	48.39	0	0.00	0	0.00	0	0.00	5	16.13	0	0.00	2	6.45	31
Unit/Subunit 15C																				
	SUCCESSFUL	43	68.25	2	3.17	15	23.81	2	3.17	0	0.00	0	0.00	1	1.59	0	0.00	0	0.00	63
	UNSUCCESSFUL	48	41.74	4	3.48	42	36.52	8	6.96	0	0.00	2	1.74	5	4.35	0	0.00	6	5.22	115
	TOTAL	91	51.12	6	3.37	57	32.02	10	5.62	0	0.00	2	1.12	6	3.37	0	0.00	6	3.37	178
TOTAL UNIT																				
	SUCCESSFUL	45	66.18	2	2.94	18	26.47	2	2.94	0	0.00	0	0.00	1	1.47	0	0.00	0	0.00	68
	UNSUCCESSFUL	55	39.01	4	2.84	54	38.30	8	5.67	0	0.00	2	1.42	10	7.09	0	0.00	8	5.67	141
	TOTAL	100	47.85	6	2.87	72	34.45	10	4.78	0	0.00	2	0.96	11	5.26	0	0.00	8	3.83	209
TOTAL STATEWIDE																				
	SUCCESSFUL	223	46.56	3	0.63	189	39.46	4	0.84	3	0.63	1	0.21	49	10.23	3	0.63	4	0.84	479
	UNSUCCESSFUL	266	28.45	9	0.96	346	37.01	30	3.21	2	0.21	12	1.28	219	23.42	17	1.82	51	5.45	935
	TOTAL	489	34.17	12	0.84	535	37.39	34	2.38	5	0.35	13	0.91	268	18.73	20	1.40	55	3.84	1431

Transportation data reflects mode each hunter used to get to where they started walking

1994-95 TRANSPORTATION METHODS BY SPECIES: MUSKOX

UNIT	SUCCESS	AIRPLANE NUMBER	AIRPLANE %	HORSE/ DOG TEAM NUMBER	HORSE/ DOG TEAM %	BOAT NUMBER	BOAT %	3-OR-4 WHEELER NUMBER	3-OR-4 WHEELER %	SNOWMACHINE NUMBER	SNOWMACHINE %	OFF ROAD VEHICLE NUMBER	OFF ROAD VEHICLE %	HIGHWAY VEHICLE NUMBER	HIGHWAY VEHICLE %	WALKING NUMBER	WALKING %	UNKNOWN NUMBER	UNKNOWN %	TOTAL NUMBER
Unit 18																				
TOTAL UNIT																				
	SUCCESSFUL	0	0.00	0	0.00	0	0.00	0	0.00	0	0.00	0	0.00	0	0.00	0	0.00	25	100.00	25
	UNSUCCESSFUL	0	n/a	0	n/a	0	n/a	0	n/a	0	n/a	0	n/a	0	n/a	0	n/a	0	n/a	0
	TOTAL	0	0.00	0	0.00	0	0.00	0	0.00	0	0.00	0	0.00	0	0.00	0	0.00	25	100.00	25
Unit 26																				
Unit/Subunit 26B																				
	SUCCESSFUL	0	0.00	0	0.00	0	0.00	0	0.00	0	0.00	0	0.00	0	0.00	0	0.00	0	0.00	0
	UNSUCCESSFUL	0	0.00	0	0.00	0	0.00	0	0.00	0	0.00	0	0.00	0	0.00	0	0.00	1	100.00	1
	TOTAL	0	0.00	0	0.00	0	0.00	0	0.00	0	0.00	0	0.00	0	0.00	0	0.00	1	100.00	1
Unit/Subunit 26C																				
	SUCCESSFUL	0	0.00	0	0.00	0	0.00	0	0.00	7	100.00	0	0.00	0	0.00	0	0.00	0	0.00	7
	UNSUCCESSFUL	0	0.00	0	0.00	0	0.00	0	0.00	1	100.00	0	0.00	0	0.00	0	0.00	0	0.00	1
	TOTAL	0	0.00	0	0.00	0	0.00	0	0.00	8	100.00	0	0.00	0	0.00	0	0.00	0	0.00	8
TOTAL UNIT																				
	SUCCESSFUL	0	0.00	0	0.00	0	0.00	0	0.00	7	100.00	0	0.00	0	0.00	0	0.00	0	0.00	7
	UNSUCCESSFUL	0	0.00	0	0.00	0	0.00	0	0.00	1	50.00	0	0.00	0	0.00	0	0.00	1	50.00	2
	TOTAL	0	0.00	0	0.00	0	0.00	0	0.00	8	88.89	0	0.00	0	0.00	0	0.00	1	11.11	9
TOTAL STATEWIDE																				
	SUCCESSFUL	0	0.00	0	0.00	0	0.00	0	0.00	7	21.88	0	0.00	0	0.00	0	0.00	25	78.13	32
	UNSUCCESSFUL	0	0.00	0	0.00	0	0.00	0	0.00	1	50.00	0	0.00	0	0.00	0	0.00	1	50.00	2
	TOTAL	0	0.00	0	0.00	0	0.00	0	0.00	8	23.53	0	0.00	0	0.00	0	0.00	26	76.47	34

Transportation data reflects mode each hunter used to get to where they started walking

1994-95 TRANSPORTATION METHODS BY SPECIES: OTTER

UNIT	SUCCESS	AIRPLANE NUMBER	AIRPLANE %	HORSE/ DOG TEAM NUMBER	HORSE/ DOG TEAM %	BOAT NUMBER	BOAT %	3-OR-4 WHEELER NUMBER	3-OR-4 WHEELER %	SNOWMACHINE NUMBER	SNOWMACHINE %	OFF ROAD VEHICLE NUMBER	OFF ROAD VEHICLE %	HIGHWAY VEHICLE NUMBER	HIGHWAY VEHICLE %	WALKING NUMBER	WALKING %	UNKNOWN NUMBER	UNKNOWN %	TOTAL NUMBER
Unit 01																				
Unit/Subunit 01A																				
	SUCCESSFUL	0	0.00	0	0.00	124	96.12	0	0.00	0	0.00	0	0.00	4	3.10	1	0.78	0	0.00	129
	UNSUCCESSFUL	n/a	n/a	n/a	n/a	n/a	n/a	n/a	n/a	n/a	n/a	n/a	n/a	n/a	n/a	n/a	n/a	n/a	n/a	n/a
	TOTAL	0	0.00	0	0.00	124	96.12	0	0.00	0	0.00	0	0.00	4	3.10	1	0.78	0	0.00	129
Unit/Subunit 01B																				
	SUCCESSFUL	0	0.00	0	0.00	23	88.46	0	0.00	3	11.54	0	0.00	0	0.00	0	0.00	0	0.00	26
	UNSUCCESSFUL	n/a	n/a	n/a	n/a	n/a	n/a	n/a	n/a	n/a	n/a	n/a	n/a	n/a	n/a	n/a	n/a	n/a	n/a	n/a
	TOTAL	0	0.00	0	0.00	23	88.46	0	0.00	3	11.54	0	0.00	0	0.00	0	0.00	0	0.00	26
Unit/Subunit 01C																				
	SUCCESSFUL	0	0.00	0	0.00	28	93.33	0	0.00	0	0.00	0	0.00	0	0.00	2	6.67	0	0.00	30
	UNSUCCESSFUL	n/a	n/a	n/a	n/a	n/a	n/a	n/a	n/a	n/a	n/a	n/a	n/a	n/a	n/a	n/a	n/a	n/a	n/a	n/a
	TOTAL	0	0.00	0	0.00	28	93.33	0	0.00	0	0.00	0	0.00	0	0.00	2	6.67	0	0.00	30
Unit/Subunit 01D																				
	SUCCESSFUL	0	0.00	0	0.00	0	0.00	0	0.00	2	100.00	0	0.00	0	0.00	0	0.00	0	0.00	2
	UNSUCCESSFUL	n/a	n/a	n/a	n/a	n/a	n/a	n/a	n/a	n/a	n/a	n/a	n/a	n/a	n/a	n/a	n/a	n/a	n/a	n/a
	TOTAL	0	0.00	0	0.00	0	0.00	0	0.00	2	100.00	0	0.00	0	0.00	0	0.00	0	0.00	2
TOTAL UNIT																				
	SUCCESSFUL	0	0.00	0	0.00	175	93.58	0	0.00	5	2.67	0	0.00	4	2.14	3	1.60	0	0.00	187
	UNSUCCESSFUL	n/a	n/a	n/a	n/a	n/a	n/a	n/a	n/a	n/a	n/a	n/a	n/a	n/a	n/a	n/a	n/a	n/a	n/a	n/a
	TOTAL	0	0.00	0	0.00	175	93.58	0	0.00	5	2.67	0	0.00	4	2.14	3	1.60	0	0.00	187
Unit 02																				
TOTAL UNIT																				
	SUCCESSFUL	0	0.00	0	0.00	171	73.71	2	0.86	0	0.00	0	0.00	57	24.57	2	0.86	0	0.00	232
	UNSUCCESSFUL	n/a	n/a	n/a	n/a	n/a	n/a	n/a	n/a	n/a	n/a	n/a	n/a	n/a	n/a	n/a	n/a	n/a	n/a	n/a
	TOTAL	0	0.00	0	0.00	171	73.71	2	0.86	0	0.00	0	0.00	57	24.57	2	0.86	0	0.00	232
Unit 03																				
TOTAL UNIT																				
	SUCCESSFUL	1	1.79	0	0.00	46	82.14	0	0.00	0	0.00	0	0.00	8	14.29	1	1.79	0	0.00	56
	UNSUCCESSFUL	n/a	n/a	n/a	n/a	n/a	n/a	n/a	n/a	n/a	n/a	n/a	n/a	n/a	n/a	n/a	n/a	n/a	n/a	n/a
	TOTAL	1	1.79	0	0.00	46	82.14	0	0.00	0	0.00	0	0.00	8	14.29	1	1.79	0	0.00	56
Unit 04																				
TOTAL UNIT																				
	SUCCESSFUL	0	0.00	0	0.00	65	79.27	0	0.00	0	0.00	0	0.00	9	10.98	3	3.66	5	6.10	82
	UNSUCCESSFUL	n/a	n/a	n/a	n/a	n/a	n/a	n/a	n/a	n/a	n/a	n/a	n/a	n/a	n/a	n/a	n/a	n/a	n/a	n/a
	TOTAL	0	0.00	0	0.00	65	79.27	0	0.00	0	0.00	0	0.00	9	10.98	3	3.66	5	6.10	82

Transportation data reflects mode each hunter used to get to where they started walking

1994-95 TRANSPORTATION METHODS BY SPECIES: OTTER

UNIT	SUCCESS	AIRPLANE NUMBER	%	HORSE/ DOG TEAM NUMBER	%	BOAT NUMBER	%	3-OR-4 WHEELER NUMBER	%	SNOWMACHINE NUMBER	%	OFF ROAD VEHICLE NUMBER	%	HIGHWAY VEHICLE NUMBER	%	WALKING NUMBER	%	UNKNOWN NUMBER	%	TOTAL NUMBER
Unit 05																				
Unit/Subunit 05A																				
	SUCCESSFUL	0	0.00	0	0.00	0	0.00	0	0.00	2	50.00	0	0.00	0	0.00	1	25.00	1	25.00	4
	UNSUCCESSFUL	n/a	n/a	n/a	n/a	n/a	n/a	n/a	n/a	n/a	n/a	n/a	n/a	n/a	n/a	n/a	n/a	n/a	n/a	n/a
	TOTAL	0	0.00	0	0.00	0	0.00	0	0.00	2	50.00	0	0.00	0	0.00	1	25.00	1	25.00	4
TOTAL UNIT																				
	SUCCESSFUL	0	0.00	0	0.00	0	0.00	0	0.00	2	50.00	0	0.00	0	0.00	1	25.00	1	25.00	4
	UNSUCCESSFUL	n/a	n/a	n/a	n/a	n/a	n/a	n/a	n/a	n/a	n/a	n/a	n/a	n/a	n/a	n/a	n/a	n/a	n/a	n/a
	TOTAL	0	0.00	0	0.00	0	0.00	0	0.00	2	50.00	0	0.00	0	0.00	1	25.00	1	25.00	4
Unit 06																				
Unit/Subunit 06C																				
	SUCCESSFUL	0	0.00	2	13.33	0	0.00	0	0.00	3	20.00	0	0.00	10	66.67	0	0.00	0	0.00	15
	UNSUCCESSFUL	n/a	n/a	n/a	n/a	n/a	n/a	n/a	n/a	n/a	n/a	n/a	n/a	n/a	n/a	n/a	n/a	n/a	n/a	n/a
	TOTAL	0	0.00	2	13.33	0	0.00	0	0.00	3	20.00	0	0.00	10	66.67	0	0.00	0	0.00	15
Unit/Subunit 06D																				
	SUCCESSFUL	0	0.00	0	0.00	58	92.06	0	0.00	4	6.35	0	0.00	1	1.59	0	0.00	0	0.00	63
	UNSUCCESSFUL	n/a	n/a	n/a	n/a	n/a	n/a	n/a	n/a	n/a	n/a	n/a	n/a	n/a	n/a	n/a	n/a	n/a	n/a	n/a
	TOTAL	0	0.00	0	0.00	58	92.06	0	0.00	4	6.35	0	0.00	1	1.59	0	0.00	0	0.00	63
TOTAL UNIT																				
	SUCCESSFUL	0	0.00	2	2.56	58	74.36	0	0.00	7	8.97	0	0.00	11	14.10	0	0.00	0	0.00	78
	UNSUCCESSFUL	n/a	n/a	n/a	n/a	n/a	n/a	n/a	n/a	n/a	n/a	n/a	n/a	n/a	n/a	n/a	n/a	n/a	n/a	n/a
	TOTAL	0	0.00	2	2.56	58	74.36	0	0.00	7	8.97	0	0.00	11	14.10	0	0.00	0	0.00	78
Unit 07																				
TOTAL UNIT																				
	SUCCESSFUL	0	0.00	0	0.00	0	0.00	0	0.00	2	40.00	0	0.00	3	60.00	0	0.00	0	0.00	5
	UNSUCCESSFUL	n/a	n/a	n/a	n/a	n/a	n/a	n/a	n/a	n/a	n/a	n/a	n/a	n/a	n/a	n/a	n/a	n/a	n/a	n/a
	TOTAL	0	0.00	0	0.00	0	0.00	0	0.00	2	40.00	0	0.00	3	60.00	0	0.00	0	0.00	5
Unit 08																				
TOTAL UNIT																				
	SUCCESSFUL	3	3.30	0	0.00	49	53.85	0	0.00	5	5.49	0	0.00	31	34.07	0	0.00	3	3.30	91
	UNSUCCESSFUL	n/a	n/a	n/a	n/a	n/a	n/a	n/a	n/a	n/a	n/a	n/a	n/a	n/a	n/a	n/a	n/a	n/a	n/a	n/a
	TOTAL	3	3.30	0	0.00	49	53.85	0	0.00	5	5.49	0	0.00	31	34.07	0	0.00	3	3.30	91
Unit 09																				
Unit/Subunit 09A																				
	SUCCESSFUL	1	100.00	0	0.00	0	0.00	0	0.00	0	0.00	0	0.00	0	0.00	0	0.00	0	0.00	1
	UNSUCCESSFUL	n/a	n/a	n/a	n/a	n/a	n/a	n/a	n/a	n/a	n/a	n/a	n/a	n/a	n/a	n/a	n/a	n/a	n/a	n/a
	TOTAL	1	100.00	0	0.00	0	0.00	0	0.00	0	0.00	0	0.00	0	0.00	0	0.00	0	0.00	1

Transportation data reflects mode each hunter used to get to where they started walking

1994-95 TRANSPORTATION METHODS BY SPECIES: OTTER

UNIT	SUCCESS	AIRPLANE NUMBER	AIRPLANE %	HORSE/ DOG TEAM NUMBER	HORSE/ DOG TEAM %	BOAT NUMBER	BOAT %	3-OR-4 WHEELER NUMBER	3-OR-4 WHEELER %	SNOWMACHINE NUMBER	SNOWMACHINE %	OFF ROAD VEHICLE NUMBER	OFF ROAD VEHICLE %	HIGHWAY VEHICLE NUMBER	HIGHWAY VEHICLE %	WALKING NUMBER	WALKING %	UNKNOWN NUMBER	UNKNOWN %	TOTAL NUMBER
Unit 09																				
Unit/Subunit 09B																				
	SUCCESSFUL	0	0.00	0	0.00	0	0.00	2	16.67	8	66.67	0	0.00	0	0.00	0	0.00	2	16.67	12
	UNSUCCESSFUL	n/a	n/a	n/a	n/a	n/a	n/a	n/a	n/a	n/a	n/a	n/a	n/a	n/a	n/a	n/a	n/a	n/a	n/a	n/a
	TOTAL	0	0.00	0	0.00	0	0.00	2	16.67	8	66.67	0	0.00	0	0.00	0	0.00	2	16.67	12
Unit/Subunit 09C																				
	SUCCESSFUL	0	0.00	0	0.00	0	0.00	2	5.71	7	20.00	0	0.00	3	8.57	4	11.43	19	54.29	35
	UNSUCCESSFUL	n/a	n/a	n/a	n/a	n/a	n/a	n/a	n/a	n/a	n/a	n/a	n/a	n/a	n/a	n/a	n/a	n/a	n/a	n/a
	TOTAL	0	0.00	0	0.00	0	0.00	2	5.71	7	20.00	0	0.00	3	8.57	4	11.43	19	54.29	35
Unit/Subunit 09D																				
	SUCCESSFUL	0	0.00	0	0.00	0	0.00	8	100.00	0	0.00	0	0.00	0	0.00	0	0.00	0	0.00	8
	UNSUCCESSFUL	n/a	n/a	n/a	n/a	n/a	n/a	n/a	n/a	n/a	n/a	n/a	n/a	n/a	n/a	n/a	n/a	n/a	n/a	n/a
	TOTAL	0	0.00	0	0.00	0	0.00	8	100.00	0	0.00	0	0.00	0	0.00	0	0.00	0	0.00	8
Unit/Subunit 09E																				
	SUCCESSFUL	2	14.29	0	0.00	0	0.00	6	42.86	6	42.86	0	0.00	0	0.00	0	0.00	0	0.00	14
	UNSUCCESSFUL	n/a	n/a	n/a	n/a	n/a	n/a	n/a	n/a	n/a	n/a	n/a	n/a	n/a	n/a	n/a	n/a	n/a	n/a	n/a
	TOTAL	2	14.29	0	0.00	0	0.00	6	42.86	6	42.86	0	0.00	0	0.00	0	0.00	0	0.00	14
TOTAL UNIT																				
	SUCCESSFUL	3	4.29	0	0.00	0	0.00	18	25.71	21	30.00	0	0.00	3	4.29	4	5.71	21	30.00	70
	UNSUCCESSFUL	n/a	n/a	n/a	n/a	n/a	n/a	n/a	n/a	n/a	n/a	n/a	n/a	n/a	n/a	n/a	n/a	n/a	n/a	n/a
	TOTAL	3	4.29	0	0.00	0	0.00	18	25.71	21	30.00	0	0.00	3	4.29	4	5.71	21	30.00	70
Unit 11																				
TOTAL UNIT																				
	SUCCESSFUL	0	0.00	0	0.00	0	0.00	0	0.00	3	100.00	0	0.00	0	0.00	0	0.00	0	0.00	3
	UNSUCCESSFUL	n/a	n/a	n/a	n/a	n/a	n/a	n/a	n/a	n/a	n/a	n/a	n/a	n/a	n/a	n/a	n/a	n/a	n/a	n/a
	TOTAL	0	0.00	0	0.00	0	0.00	0	0.00	3	100.00	0	0.00	0	0.00	0	0.00	0	0.00	3
Unit 12																				
TOTAL UNIT																				
	SUCCESSFUL	0	0.00	0	0.00	0	0.00	0	0.00	6	100.00	0	0.00	0	0.00	0	0.00	0	0.00	6
	UNSUCCESSFUL	n/a	n/a	n/a	n/a	n/a	n/a	n/a	n/a	n/a	n/a	n/a	n/a	n/a	n/a	n/a	n/a	n/a	n/a	n/a
	TOTAL	0	0.00	0	0.00	0	0.00	0	0.00	6	100.00	0	0.00	0	0.00	0	0.00	0	0.00	6
Unit 13																				
Unit/Subunit 13A																				
	SUCCESSFUL	0	0.00	0	0.00	0	0.00	0	0.00	18	94.74	0	0.00	0	0.00	0	0.00	1	5.26	19
	UNSUCCESSFUL	n/a	n/a	n/a	n/a	n/a	n/a	n/a	n/a	n/a	n/a	n/a	n/a	n/a	n/a	n/a	n/a	n/a	n/a	n/a
	TOTAL	0	0.00	0	0.00	0	0.00	0	0.00	18	94.74	0	0.00	0	0.00	0	0.00	1	5.26	19
Unit/Subunit 13B																				
	SUCCESSFUL	0	0.00	0	0.00	0	0.00	0	0.00	9	100.00	0	0.00	0	0.00	0	0.00	0	0.00	9
	UNSUCCESSFUL	n/a	n/a	n/a	n/a	n/a	n/a	n/a	n/a	n/a	n/a	n/a	n/a	n/a	n/a	n/a	n/a	n/a	n/a	n/a
	TOTAL	0	0.00	0	0.00	0	0.00	0	0.00	9	100.00	0	0.00	0	0.00	0	0.00	0	0.00	9

Transportation data reflects mode each hunter used to get to where they started walking

1994-95 TRANSPORTATION METHODS BY SPECIES: OTTER

UNIT	SUCCESS	AIRPLANE NUMBER	%	HORSE/ DOG TEAM NUMBER	%	BOAT NUMBER	%	3-OR-4 WHEELER NUMBER	%	SNOWMACHINE NUMBER	%	OFF ROAD VEHICLE NUMBER	%	HIGHWAY VEHICLE NUMBER	%	WALKING NUMBER	%	UNKNOWN NUMBER	%	TOTAL NUMBER
Unit 13																				
Unit/Subunit 13C																				
	SUCCESSFUL	0	0.00	1	25.00	0	0.00	0	0.00	3	75.00	0	0.00	0	0.00	0	0.00	0	0.00	4
	UNSUCCESSFUL	n/a	n/a	n/a	n/a	n/a	n/a	n/a	n/a	n/a	n/a	n/a	n/a	n/a	n/a	n/a	n/a	n/a	n/a	n/a
	TOTAL	0	0.00	1	25.00	0	0.00	0	0.00	3	75.00	0	0.00	0	0.00	0	0.00	0	0.00	4
Unit/Subunit 13D																				
	SUCCESSFUL	0	0.00	0	0.00	0	0.00	1	7.14	9	64.29	0	0.00	1	7.14	3	21.43	0	0.00	14
	UNSUCCESSFUL	n/a	n/a	n/a	n/a	n/a	n/a	n/a	n/a	n/a	n/a	n/a	n/a	n/a	n/a	n/a	n/a	n/a	n/a	n/a
	TOTAL	0	0.00	0	0.00	0	0.00	1	7.14	9	64.29	0	0.00	1	7.14	3	21.43	0	0.00	14
Unit/Subunit 13E																				
	SUCCESSFUL	0	0.00	4	26.67	0	0.00	0	0.00	11	73.33	0	0.00	0	0.00	0	0.00	0	0.00	15
	UNSUCCESSFUL	n/a	n/a	n/a	n/a	n/a	n/a	n/a	n/a	n/a	n/a	n/a	n/a	n/a	n/a	n/a	n/a	n/a	n/a	n/a
	TOTAL	0	0.00	4	26.67	0	0.00	0	0.00	11	73.33	0	0.00	0	0.00	0	0.00	0	0.00	15
TOTAL UNIT																				
	SUCCESSFUL	0	0.00	5	8.20	0	0.00	1	1.64	50	81.97	0	0.00	1	1.64	3	4.92	1	1.64	61
	UNSUCCESSFUL	n/a	n/a	n/a	n/a	n/a	n/a	n/a	n/a	n/a	n/a	n/a	n/a	n/a	n/a	n/a	n/a	n/a	n/a	n/a
	TOTAL	0	0.00	5	8.20	0	0.00	1	1.64	50	81.97	0	0.00	1	1.64	3	4.92	1	1.64	61
Unit 14																				
Unit/Subunit 14A																				
	SUCCESSFUL	3	11.54	0	0.00	0	0.00	0	0.00	15	57.69	0	0.00	6	23.08	2	7.69	0	0.00	26
	UNSUCCESSFUL	n/a	n/a	n/a	n/a	n/a	n/a	n/a	n/a	n/a	n/a	n/a	n/a	n/a	n/a	n/a	n/a	n/a	n/a	n/a
	TOTAL	3	11.54	0	0.00	0	0.00	0	0.00	15	57.69	0	0.00	6	23.08	2	7.69	0	0.00	26
Unit/Subunit 14B																				
	SUCCESSFUL	0	0.00	0	0.00	0	0.00	0	0.00	3	100.00	0	0.00	0	0.00	0	0.00	0	0.00	3
	UNSUCCESSFUL	n/a	n/a	n/a	n/a	n/a	n/a	n/a	n/a	n/a	n/a	n/a	n/a	n/a	n/a	n/a	n/a	n/a	n/a	n/a
	TOTAL	0	0.00	0	0.00	0	0.00	0	0.00	3	100.00	0	0.00	0	0.00	0	0.00	0	0.00	3
Unit/Subunit 14C																				
	SUCCESSFUL	0	0.00	0	0.00	0	0.00	0	0.00	0	0.00	0	0.00	0	0.00	0	0.00	1	100.00	1
	UNSUCCESSFUL	n/a	n/a	n/a	n/a	n/a	n/a	n/a	n/a	n/a	n/a	n/a	n/a	n/a	n/a	n/a	n/a	n/a	n/a	n/a
	TOTAL	0	0.00	0	0.00	0	0.00	0	0.00	0	0.00	0	0.00	0	0.00	0	0.00	1	100.00	1
TOTAL UNIT																				
	SUCCESSFUL	3	10.00	0	0.00	0	0.00	0	0.00	18	60.00	0	0.00	6	20.00	2	6.67	1	3.33	30
	UNSUCCESSFUL	n/a	n/a	n/a	n/a	n/a	n/a	n/a	n/a	n/a	n/a	n/a	n/a	n/a	n/a	n/a	n/a	n/a	n/a	n/a
	TOTAL	3	10.00	0	0.00	0	0.00	0	0.00	18	60.00	0	0.00	6	20.00	2	6.67	1	3.33	30
Unit 15																				
Unit/Subunit 15A																				
	SUCCESSFUL	0	0.00	0	0.00	0	0.00	0	0.00	2	100.00	0	0.00	0	0.00	0	0.00	0	0.00	2
	UNSUCCESSFUL	n/a	n/a	n/a	n/a	n/a	n/a	n/a	n/a	n/a	n/a	n/a	n/a	n/a	n/a	n/a	n/a	n/a	n/a	n/a
	TOTAL	0	0.00	0	0.00	0	0.00	0	0.00	2	100.00	0	0.00	0	0.00	0	0.00	0	0.00	2
Unit/Subunit 15B																				
	SUCCESSFUL	0	0.00	0	0.00	0	0.00	0	0.00	0	0.00	0	0.00	1	33.33	0	0.00	2	66.67	3
	UNSUCCESSFUL	n/a	n/a	n/a	n/a	n/a	n/a	n/a	n/a	n/a	n/a	n/a	n/a	n/a	n/a	n/a	n/a	n/a	n/a	n/a
	TOTAL	0	0.00	0	0.00	0	0.00	0	0.00	0	0.00	0	0.00	1	33.33	0	0.00	2	66.67	3

Transportation data reflects mode each hunter used to get to where they started walking

1994-95 TRANSPORTATION METHODS BY SPECIES: OTTER

UNIT	SUCCESS	AIRPLANE NUMBER	AIRPLANE %	HORSE/ DOG TEAM NUMBER	HORSE/ DOG TEAM %	BOAT NUMBER	BOAT %	3-OR-4 WHEELER NUMBER	3-OR-4 WHEELER %	SNOWMACHINE NUMBER	SNOWMACHINE %	OFF ROAD VEHICLE NUMBER	OFF ROAD VEHICLE %	HIGHWAY VEHICLE NUMBER	HIGHWAY VEHICLE %	WALKING NUMBER	WALKING %	UNKNOWN NUMBER	UNKNOWN %	TOTAL NUMBER
Unit 15																				
Unit/Subunit 15C																				
	SUCCESSFUL	0	0.00	1	12.50	1	12.50	0	0.00	2	25.00	0	0.00	0	0.00	4	50.00	0	0.00	8
	UNSUCCESSFUL	n/a	n/a	n/a	n/a	n/a	n/a	n/a	n/a	n/a	n/a	n/a	n/a	n/a	n/a	n/a	n/a	n/a	n/a	n/a
	TOTAL	0	0.00	1	12.50	1	12.50	0	0.00	2	25.00	0	0.00	0	0.00	4	50.00	0	0.00	8
TOTAL UNIT																				
	SUCCESSFUL	0	0.00	1	7.69	1	7.69	0	0.00	4	30.77	0	0.00	1	7.69	4	30.77	2	15.38	13
	UNSUCCESSFUL	n/a	n/a	n/a	n/a	n/a	n/a	n/a	n/a	n/a	n/a	n/a	n/a	n/a	n/a	n/a	n/a	n/a	n/a	n/a
	TOTAL	0	0.00	1	7.69	1	7.69	0	0.00	4	30.77	0	0.00	1	7.69	4	30.77	2	15.38	13
Unit 16																				
Unit/Subunit 16A																				
	SUCCESSFUL	0	0.00	0	0.00	0	0.00	0	0.00	1	100.00	0	0.00	0	0.00	0	0.00	0	0.00	1
	UNSUCCESSFUL	n/a	n/a	n/a	n/a	n/a	n/a	n/a	n/a	n/a	n/a	n/a	n/a	n/a	n/a	n/a	n/a	n/a	n/a	n/a
	TOTAL	0	0.00	0	0.00	0	0.00	0	0.00	1	100.00	0	0.00	0	0.00	0	0.00	0	0.00	1
Unit/Subunit 16B																				
	SUCCESSFUL	0	0.00	0	0.00	0	0.00	0	0.00	5	83.33	0	0.00	0	0.00	1	16.67	0	0.00	6
	UNSUCCESSFUL	n/a	n/a	n/a	n/a	n/a	n/a	n/a	n/a	n/a	n/a	n/a	n/a	n/a	n/a	n/a	n/a	n/a	n/a	n/a
	TOTAL	0	0.00	0	0.00	0	0.00	0	0.00	5	83.33	0	0.00	0	0.00	1	16.67	0	0.00	6
TOTAL UNIT																				
	SUCCESSFUL	0	0.00	0	0.00	0	0.00	0	0.00	6	85.71	0	0.00	0	0.00	1	14.29	0	0.00	7
	UNSUCCESSFUL	n/a	n/a	n/a	n/a	n/a	n/a	n/a	n/a	n/a	n/a	n/a	n/a	n/a	n/a	n/a	n/a	n/a	n/a	n/a
	TOTAL	0	0.00	0	0.00	0	0.00	0	0.00	6	85.71	0	0.00	0	0.00	1	14.29	0	0.00	7
Unit 17																				
Unit/Subunit 17A																				
	SUCCESSFUL	0	0.00	0	0.00	0	0.00	0	0.00	7	100.00	0	0.00	0	0.00	0	0.00	0	0.00	7
	UNSUCCESSFUL	n/a	n/a	n/a	n/a	n/a	n/a	n/a	n/a	n/a	n/a	n/a	n/a	n/a	n/a	n/a	n/a	n/a	n/a	n/a
	TOTAL	0	0.00	0	0.00	0	0.00	0	0.00	7	100.00	0	0.00	0	0.00	0	0.00	0	0.00	7
Unit/Subunit 17B																				
	SUCCESSFUL	0	0.00	0	0.00	0	0.00	0	0.00	9	100.00	0	0.00	0	0.00	0	0.00	0	0.00	9
	UNSUCCESSFUL	n/a	n/a	n/a	n/a	n/a	n/a	n/a	n/a	n/a	n/a	n/a	n/a	n/a	n/a	n/a	n/a	n/a	n/a	n/a
	TOTAL	0	0.00	0	0.00	0	0.00	0	0.00	9	100.00	0	0.00	0	0.00	0	0.00	0	0.00	9
Unit/Subunit 17C																				
	SUCCESSFUL	0	0.00	0	0.00	0	0.00	0	0.00	24	100.00	0	0.00	0	0.00	0	0.00	0	0.00	24
	UNSUCCESSFUL	n/a	n/a	n/a	n/a	n/a	n/a	n/a	n/a	n/a	n/a	n/a	n/a	n/a	n/a	n/a	n/a	n/a	n/a	n/a
	TOTAL	0	0.00	0	0.00	0	0.00	0	0.00	24	100.00	0	0.00	0	0.00	0	0.00	0	0.00	24
TOTAL UNIT																				
	SUCCESSFUL	0	0.00	0	0.00	0	0.00	0	0.00	40	100.00	0	0.00	0	0.00	0	0.00	0	0.00	40
	UNSUCCESSFUL	n/a	n/a	n/a	n/a	n/a	n/a	n/a	n/a	n/a	n/a	n/a	n/a	n/a	n/a	n/a	n/a	n/a	n/a	n/a
	TOTAL	0	0.00	0	0.00	0	0.00	0	0.00	40	100.00	0	0.00	0	0.00	0	0.00	0	0.00	40

Transportation data reflects mode each hunter used to get to where they started walking

1994-95 TRANSPORTATION METHODS BY SPECIES: OTTER

UNIT	SUCCESS	AIRPLANE NUMBER	%	HORSE/ DOG TEAM NUMBER	%	BOAT NUMBER	%	3-OR-4 WHEELER NUMBER	%	SNOWMACHINE NUMBER	%	OFF ROAD VEHICLE NUMBER	%	HIGHWAY VEHICLE NUMBER	%	WALKING NUMBER	%	UNKNOWN NUMBER	%	TOTAL NUMBER
Unit 18																				
TOTAL UNIT																				
	SUCCESSFUL	2	0.96	0	0.00	2	0.96	1	0.48	185	88.94	0	0.00	0	0.00	4	1.92	14	6.73	208
	UNSUCCESSFUL	n/a	n/a	n/a	n/a	n/a	n/a	n/a	n/a	n/a	n/a	n/a	n/a	n/a	n/a	n/a	n/a	n/a	n/a	n/a
	TOTAL	2	0.96	0	0.00	2	0.96	1	0.48	185	88.94	0	0.00	0	0.00	4	1.92	14	6.73	208
Unit 19																				
Unit/Subunit 19A																				
	SUCCESSFUL	4	33.33	0	0.00	0	0.00	0	0.00	8	66.67	0	0.00	0	0.00	0	0.00	0	0.00	12
	UNSUCCESSFUL	n/a	n/a	n/a	n/a	n/a	n/a	n/a	n/a	n/a	n/a	n/a	n/a	n/a	n/a	n/a	n/a	n/a	n/a	n/a
	TOTAL	4	33.33	0	0.00	0	0.00	0	0.00	8	66.67	0	0.00	0	0.00	0	0.00	0	0.00	12
Unit/Subunit 19B																				
	SUCCESSFUL	0	0.00	0	0.00	0	0.00	0	0.00	2	100.00	0	0.00	0	0.00	0	0.00	0	0.00	2
	UNSUCCESSFUL	n/a	n/a	n/a	n/a	n/a	n/a	n/a	n/a	n/a	n/a	n/a	n/a	n/a	n/a	n/a	n/a	n/a	n/a	n/a
	TOTAL	0	0.00	0	0.00	0	0.00	0	0.00	2	100.00	0	0.00	0	0.00	0	0.00	0	0.00	2
Unit/Subunit 19D																				
	SUCCESSFUL	0	0.00	0	0.00	0	0.00	0	0.00	4	100.00	0	0.00	0	0.00	0	0.00	0	0.00	4
	UNSUCCESSFUL	n/a	n/a	n/a	n/a	n/a	n/a	n/a	n/a	n/a	n/a	n/a	n/a	n/a	n/a	n/a	n/a	n/a	n/a	n/a
	TOTAL	0	0.00	0	0.00	0	0.00	0	0.00	4	100.00	0	0.00	0	0.00	0	0.00	0	0.00	4
TOTAL UNIT																				
	SUCCESSFUL	4	22.22	0	0.00	0	0.00	0	0.00	14	77.78	0	0.00	0	0.00	0	0.00	0	0.00	18
	UNSUCCESSFUL	n/a	n/a	n/a	n/a	n/a	n/a	n/a	n/a	n/a	n/a	n/a	n/a	n/a	n/a	n/a	n/a	n/a	n/a	n/a
	TOTAL	4	22.22	0	0.00	0	0.00	0	0.00	14	77.78	0	0.00	0	0.00	0	0.00	0	0.00	18
Unit 20																				
Unit/Subunit 20A																				
	SUCCESSFUL	0	0.00	0	0.00	2	50.00	0	0.00	1	25.00	0	0.00	0	0.00	0	0.00	1	25.00	4
	UNSUCCESSFUL	n/a	n/a	n/a	n/a	n/a	n/a	n/a	n/a	n/a	n/a	n/a	n/a	n/a	n/a	n/a	n/a	n/a	n/a	n/a
	TOTAL	0	0.00	0	0.00	2	50.00	0	0.00	1	25.00	0	0.00	0	0.00	0	0.00	1	25.00	4
Unit/Subunit 20B																				
	SUCCESSFUL	0	0.00	1	7.14	0	0.00	0	0.00	11	78.57	0	0.00	1	7.14	1	7.14	0	0.00	14
	UNSUCCESSFUL	n/a	n/a	n/a	n/a	n/a	n/a	n/a	n/a	n/a	n/a	n/a	n/a	n/a	n/a	n/a	n/a	n/a	n/a	n/a
	TOTAL	0	0.00	1	7.14	0	0.00	0	0.00	11	78.57	0	0.00	1	7.14	1	7.14	0	0.00	14
Unit/Subunit 20C																				
	SUCCESSFUL	0	0.00	1	25.00	0	0.00	0	0.00	3	75.00	0	0.00	0	0.00	0	0.00	0	0.00	4
	UNSUCCESSFUL	n/a	n/a	n/a	n/a	n/a	n/a	n/a	n/a	n/a	n/a	n/a	n/a	n/a	n/a	n/a	n/a	n/a	n/a	n/a
	TOTAL	0	0.00	1	25.00	0	0.00	0	0.00	3	75.00	0	0.00	0	0.00	0	0.00	0	0.00	4
Unit/Subunit 20D																				
	SUCCESSFUL	0	0.00	0	0.00	1	20.00	0	0.00	4	80.00	0	0.00	0	0.00	0	0.00	0	0.00	5
	UNSUCCESSFUL	n/a	n/a	n/a	n/a	n/a	n/a	n/a	n/a	n/a	n/a	n/a	n/a	n/a	n/a	n/a	n/a	n/a	n/a	n/a
	TOTAL	0	0.00	0	0.00	1	20.00	0	0.00	4	80.00	0	0.00	0	0.00	0	0.00	0	0.00	5
Unit/Subunit 20E																				
	SUCCESSFUL	0	0.00	0	0.00	0	0.00	0	0.00	1	100.00	0	0.00	0	0.00	0	0.00	0	0.00	1
	UNSUCCESSFUL	n/a	n/a	n/a	n/a	n/a	n/a	n/a	n/a	n/a	n/a	n/a	n/a	n/a	n/a	n/a	n/a	n/a	n/a	n/a
	TOTAL	0	0.00	0	0.00	0	0.00	0	0.00	1	100.00	0	0.00	0	0.00	0	0.00	0	0.00	1

Transportation data reflects mode each hunter used to get to where they started walking

1994-95 TRANSPORTATION METHODS BY SPECIES: OTTER

UNIT	SUCCESS	AIRPLANE NUMBER	AIRPLANE %	HORSE/ DOG TEAM NUMBER	HORSE/ DOG TEAM %	BOAT NUMBER	BOAT %	3-OR-4 WHEELER NUMBER	3-OR-4 WHEELER %	SNOWMACHINE NUMBER	SNOWMACHINE %	OFF ROAD VEHICLE NUMBER	OFF ROAD VEHICLE %	HIGHWAY VEHICLE NUMBER	HIGHWAY VEHICLE %	WALKING NUMBER	WALKING %	UNKNOWN NUMBER	UNKNOWN %	TOTAL NUMBER
Unit 20																				
TOTAL UNIT																				
	SUCCESSFUL	0	0.00	2	7.14	3	10.71	0	0.00	20	71.43	0	0.00	1	3.57	1	3.57	1	3.57	28
	UNSUCCESSFUL	n/a	n/a	n/a	n/a	n/a	n/a	n/a	n/a	n/a	n/a	n/a	n/a	n/a	n/a	n/a	n/a	n/a	n/a	n/a
	TOTAL	0	0.00	2	7.14	3	10.71	0	0.00	20	71.43	0	0.00	1	3.57	1	3.57	1	3.57	28
Unit 21																				
Unit/Subunit 21D																				
	SUCCESSFUL	0	0.00	0	0.00	0	0.00	0	0.00	6	85.71	0	0.00	0	0.00	0	0.00	1	14.29	7
	UNSUCCESSFUL	n/a	n/a	n/a	n/a	n/a	n/a	n/a	n/a	n/a	n/a	n/a	n/a	n/a	n/a	n/a	n/a	n/a	n/a	n/a
	TOTAL	0	0.00	0	0.00	0	0.00	0	0.00	6	85.71	0	0.00	0	0.00	0	0.00	1	14.29	7
Unit/Subunit 21E																				
	SUCCESSFUL	0	0.00	0	0.00	0	0.00	0	0.00	26	100.00	0	0.00	0	0.00	0	0.00	0	0.00	26
	UNSUCCESSFUL	n/a	n/a	n/a	n/a	n/a	n/a	n/a	n/a	n/a	n/a	n/a	n/a	n/a	n/a	n/a	n/a	n/a	n/a	n/a
	TOTAL	0	0.00	0	0.00	0	0.00	0	0.00	26	100.00	0	0.00	0	0.00	0	0.00	0	0.00	26
TOTAL UNIT																				
	SUCCESSFUL	0	0.00	0	0.00	0	0.00	0	0.00	32	96.97	0	0.00	0	0.00	0	0.00	1	3.03	33
	UNSUCCESSFUL	n/a	n/a	n/a	n/a	n/a	n/a	n/a	n/a	n/a	n/a	n/a	n/a	n/a	n/a	n/a	n/a	n/a	n/a	n/a
	TOTAL	0	0.00	0	0.00	0	0.00	0	0.00	32	96.97	0	0.00	0	0.00	0	0.00	1	3.03	33
Unit 22																				
Unit/Subunit 22A																				
	SUCCESSFUL	0	0.00	0	0.00	0	0.00	0	0.00	8	100.00	0	0.00	0	0.00	0	0.00	0	0.00	8
	UNSUCCESSFUL	n/a	n/a	n/a	n/a	n/a	n/a	n/a	n/a	n/a	n/a	n/a	n/a	n/a	n/a	n/a	n/a	n/a	n/a	n/a
	TOTAL	0	0.00	0	0.00	0	0.00	0	0.00	8	100.00	0	0.00	0	0.00	0	0.00	0	0.00	8
Unit/Subunit 22C																				
	SUCCESSFUL	0	0.00	0	0.00	0	0.00	0	0.00	2	100.00	0	0.00	0	0.00	0	0.00	0	0.00	2
	UNSUCCESSFUL	n/a	n/a	n/a	n/a	n/a	n/a	n/a	n/a	n/a	n/a	n/a	n/a	n/a	n/a	n/a	n/a	n/a	n/a	n/a
	TOTAL	0	0.00	0	0.00	0	0.00	0	0.00	2	100.00	0	0.00	0	0.00	0	0.00	0	0.00	2
Unit/Subunit 22D																				
	SUCCESSFUL	0	0.00	0	0.00	0	0.00	0	0.00	0	0.00	0	0.00	0	0.00	0	0.00	1	100.00	1
	UNSUCCESSFUL	n/a	n/a	n/a	n/a	n/a	n/a	n/a	n/a	n/a	n/a	n/a	n/a	n/a	n/a	n/a	n/a	n/a	n/a	n/a
	TOTAL	0	0.00	0	0.00	0	0.00	0	0.00	0	0.00	0	0.00	0	0.00	0	0.00	1	100.00	1
TOTAL UNIT																				
	SUCCESSFUL	0	0.00	0	0.00	0	0.00	0	0.00	10	90.91	0	0.00	0	0.00	0	0.00	1	9.09	11
	UNSUCCESSFUL	n/a	n/a	n/a	n/a	n/a	n/a	n/a	n/a	n/a	n/a	n/a	n/a	n/a	n/a	n/a	n/a	n/a	n/a	n/a
	TOTAL	0	0.00	0	0.00	0	0.00	0	0.00	10	90.91	0	0.00	0	0.00	0	0.00	1	9.09	11
Unit 23																				
TOTAL UNIT																				
	SUCCESSFUL	0	0.00	0	0.00	0	0.00	0	0.00	3	100.00	0	0.00	0	0.00	0	0.00	0	0.00	3
	UNSUCCESSFUL	n/a	n/a	n/a	n/a	n/a	n/a	n/a	n/a	n/a	n/a	n/a	n/a	n/a	n/a	n/a	n/a	n/a	n/a	n/a
	TOTAL	0	0.00	0	0.00	0	0.00	0	0.00	3	100.00	0	0.00	0	0.00	0	0.00	0	0.00	3

Transportation data reflects mode each hunter used to get to where they started walking

1994-95 TRANSPORTATION METHODS BY SPECIES: OTTER

UNIT	SUCCESS	AIRPLANE NUMBER	%	HORSE/ DOG TEAM NUMBER	%	BOAT NUMBER	%	3-OR-4 WHEELER NUMBER	%	SNOWMACHINE NUMBER	%	OFF ROAD VEHICLE NUMBER	%	HIGHWAY VEHICLE NUMBER	%	WALKING NUMBER	%	UNKNOWN NUMBER	%	TOTAL NUMBER
Unit 24																				
TOTAL UNIT																				
	SUCCESSFUL	0	0.00	0	0.00	0	0.00	0	0.00	4	100.00	0	0.00	0	0.00	0	0.00	0	0.00	4
	UNSUCCESSFUL	n/a	n/a	n/a	n/a	n/a	n/a	n/a	n/a	n/a	n/a	n/a	n/a	n/a	n/a	n/a	n/a	n/a	n/a	n/a
	TOTAL	0	0.00	0	0.00	0	0.00	0	0.00	4	100.00	0	0.00	0	0.00	0	0.00	0	0.00	4
Unit 25																				
Unit/Subunit 25A																				
	SUCCESSFUL	0	0.00	0	0.00	0	0.00	0	0.00	0	0.00	0	0.00	0	0.00	1	100.00	0	0.00	1
	UNSUCCESSFUL	n/a	n/a	n/a	n/a	n/a	n/a	n/a	n/a	n/a	n/a	n/a	n/a	n/a	n/a	n/a	n/a	n/a	n/a	n/a
	TOTAL	0	0.00	0	0.00	0	0.00	0	0.00	0	0.00	0	0.00	0	0.00	1	100.00	0	0.00	1
Unit/Subunit 25B																				
	SUCCESSFUL	0	0.00	0	0.00	0	0.00	0	0.00	2	50.00	0	0.00	0	0.00	2	50.00	0	0.00	4
	UNSUCCESSFUL	n/a	n/a	n/a	n/a	n/a	n/a	n/a	n/a	n/a	n/a	n/a	n/a	n/a	n/a	n/a	n/a	n/a	n/a	n/a
	TOTAL	0	0.00	0	0.00	0	0.00	0	0.00	2	50.00	0	0.00	0	0.00	2	50.00	0	0.00	4
Unit/Subunit 25D																				
	SUCCESSFUL	0	0.00	0	0.00	0	0.00	0	0.00	1	100.00	0	0.00	0	0.00	0	0.00	0	0.00	1
	UNSUCCESSFUL	n/a	n/a	n/a	n/a	n/a	n/a	n/a	n/a	n/a	n/a	n/a	n/a	n/a	n/a	n/a	n/a	n/a	n/a	n/a
	TOTAL	0	0.00	0	0.00	0	0.00	0	0.00	1	100.00	0	0.00	0	0.00	0	0.00	0	0.00	1
TOTAL UNIT																				
	SUCCESSFUL	0	0.00	0	0.00	0	0.00	0	0.00	3	50.00	0	0.00	0	0.00	3	50.00	0	0.00	6
	UNSUCCESSFUL	n/a	n/a	n/a	n/a	n/a	n/a	n/a	n/a	n/a	n/a	n/a	n/a	n/a	n/a	n/a	n/a	n/a	n/a	n/a
	TOTAL	0	0.00	0	0.00	0	0.00	0	0.00	3	50.00	0	0.00	0	0.00	3	50.00	0	0.00	6
TOTAL STATEWIDE																				
	SUCCESSFUL	16	1.25	10	0.78	570	44.67	22	1.72	440	34.48	0	0.00	135	10.58	32	2.51	51	4.00	1276
	UNSUCCESSFUL	n/a	n/a	n/a	n/a	n/a	n/a	n/a	n/a	n/a	n/a	n/a	n/a	n/a	n/a	n/a	n/a	n/a	n/a	n/a
	TOTAL	16	1.25	10	0.78	570	44.67	22	1.72	440	34.48	0	0.00	135	10.58	32	2.51	51	4.00	1276

Transportation data reflects mode each hunter used to get to where they started walking

1994-95 TRANSPORTATION METHODS BY SPECIES: SHEEP

UNIT	SUCCESS	AIRPLANE NUMBER	AIRPLANE %	HORSE/ DOG TEAM NUMBER	HORSE/ DOG TEAM %	BOAT NUMBER	BOAT %	3-OR-4 WHEELER NUMBER	3-OR-4 WHEELER %	SNOWMACHINE NUMBER	SNOWMACHINE %	OFF ROAD VEHICLE NUMBER	OFF ROAD VEHICLE %	HIGHWAY VEHICLE NUMBER	HIGHWAY VEHICLE %	WALKING NUMBER	WALKING %	UNKNOWN NUMBER	UNKNOWN %	TOTAL NUMBER
Unit 07																				
TOTAL UNIT																				
	SUCCESSFUL	0	0.00	0	0.00	0	0.00	0	0.00	0	0.00	0	0.00	4	100.00	0	0.00	0	0.00	4
	UNSUCCESSFUL	11	8.59	2	1.56	18	14.06	3	2.34	0	0.00	1	0.78	89	69.53	0	0.00	4	3.13	128
	TOTAL	11	8.33	2	1.52	18	13.64	3	2.27	0	0.00	1	0.76	93	70.45	0	0.00	4	3.03	132
Unit 09																				
Unit/Subunit 09B																				
	SUCCESSFUL	0	0.00	0	0.00	2	66.67	0	0.00	0	0.00	0	0.00	0	0.00	0	0.00	1	33.33	3
	UNSUCCESSFUL	1	100.00	0	0.00	0	0.00	0	0.00	0	0.00	0	0.00	0	0.00	0	0.00	0	0.00	1
	TOTAL	1	25.00	0	0.00	2	50.00	0	0.00	0	0.00	0	0.00	0	0.00	0	0.00	1	25.00	4
Unit/Subunit 09Z																				
	SUCCESSFUL	0	0.00	0	0.00	1	100.00	0	0.00	0	0.00	0	0.00	0	0.00	0	0.00	0	0.00	1
	UNSUCCESSFUL	0	n/a	0	n/a	0	n/a	0	n/a	0	n/a	0	n/a	0	n/a	n/a	n/a	0	n/a	0
	TOTAL	0	0.00	0	0.00	1	100.00	0	0.00	0	0.00	0	0.00	0	0.00	0	0.00	0	0.00	1
TOTAL UNIT																				
	SUCCESSFUL	0	0.00	0	0.00	3	75.00	0	0.00	0	0.00	0	0.00	0	0.00	0	0.00	1	25.00	4
	UNSUCCESSFUL	1	100.00	0	0.00	0	0.00	0	0.00	0	0.00	0	0.00	0	0.00	0	0.00	0	0.00	1
	TOTAL	1	20.00	0	0.00	3	60.00	0	0.00	0	0.00	0	0.00	0	0.00	0	0.00	1	20.00	5
Unit 11																				
TOTAL UNIT																				
	SUCCESSFUL	40	35.09	13	11.40	11	9.65	24	21.05	0	0.00	5	4.39	21	18.42	0	0.00	0	0.00	114
	UNSUCCESSFUL	74	29.02	3	1.18	8	3.14	49	19.22	0	0.00	12	4.71	92	36.08	0	0.00	17	6.67	255
	TOTAL	114	30.89	16	4.34	19	5.15	73	19.78	0	0.00	17	4.61	113	30.62	0	0.00	17	4.61	369
Unit 12																				
TOTAL UNIT																				
	SUCCESSFUL	119	61.03	33	16.92	10	5.13	16	8.21	0	0.00	1	0.51	13	6.67	0	0.00	3	1.54	195
	UNSUCCESSFUL	110	46.22	12	5.04	10	4.20	40	16.81	0	0.00	9	3.78	45	18.91	0	0.00	12	5.04	238
	TOTAL	229	52.89	45	10.39	20	4.62	56	12.93	0	0.00	10	2.31	58	13.39	0	0.00	15	3.46	433
Unit 13																				
Unit/Subunit 13A																				
	SUCCESSFUL	25	45.45	2	3.64	0	0.00	21	38.18	0	0.00	2	3.64	5	9.09	0	0.00	0	0.00	55
	UNSUCCESSFUL	25	8.74	16	5.59	2	0.70	182	63.64	0	0.00	21	7.34	32	11.19	0	0.00	8	2.80	286
	TOTAL	50	14.66	18	5.28	2	0.59	203	59.53	0	0.00	23	6.74	37	10.85	0	0.00	8	2.35	341
Unit/Subunit 13B																				
	SUCCESSFUL	0	0.00	0	0.00	0	0.00	0	0.00	0	0.00	0	0.00	1	100.00	0	0.00	0	0.00	1
	UNSUCCESSFUL	2	8.33	0	0.00	0	0.00	4	16.67	0	0.00	0	0.00	16	66.67	0	0.00	2	8.33	24
	TOTAL	2	8.00	0	0.00	0	0.00	4	16.00	0	0.00	0	0.00	17	68.00	0	0.00	2	8.00	25

Transportation data reflects mode each hunter used to get to where they started walking

1994-95 TRANSPORTATION METHODS BY SPECIES: SHEEP

UNIT	SUCCESS	AIRPLANE NUMBER	AIRPLANE %	HORSE/ DOG TEAM NUMBER	HORSE/ DOG TEAM %	BOAT NUMBER	BOAT %	3-OR-4 WHEELER NUMBER	3-OR-4 WHEELER %	SNOWMACHINE NUMBER	SNOWMACHINE %	OFF ROAD VEHICLE NUMBER	OFF ROAD VEHICLE %	HIGHWAY VEHICLE NUMBER	HIGHWAY VEHICLE %	WALKING NUMBER	WALKING %	UNKNOWN NUMBER	UNKNOWN %	TOTAL NUMBER
Unit 13																				
Unit/Subunit 13C																				
	SUCCESSFUL	0	0.00	0	0.00	0	0.00	1	33.33	0	0.00	1	33.33	1	33.33	0	0.00	0	0.00	3
	UNSUCCESSFUL	3	12.50	0	0.00	0	0.00	10	41.67	0	0.00	2	8.33	7	29.17	0	0.00	2	8.33	24
	TOTAL	3	11.11	0	0.00	0	0.00	11	40.74	0	0.00	3	11.11	8	29.63	0	0.00	2	7.41	27
Unit/Subunit 13D																				
	SUCCESSFUL	57	64.04	8	8.99	8	8.99	0	0.00	0	0.00	3	3.37	11	12.36	0	0.00	2	2.25	89
	UNSUCCESSFUL	60	37.50	6	3.75	19	11.88	14	8.75	0	0.00	4	2.50	49	30.63	0	0.00	8	5.00	160
	TOTAL	117	46.99	14	5.62	27	10.84	14	5.62	0	0.00	7	2.81	60	24.10	0	0.00	10	4.02	249
Unit/Subunit 13E																				
	SUCCESSFUL	12	52.17	4	17.39	0	0.00	7	30.43	0	0.00	0	0.00	0	0.00	0	0.00	0	0.00	23
	UNSUCCESSFUL	13	11.82	3	2.73	2	1.82	45	40.91	0	0.00	18	16.36	25	22.73	0	0.00	4	3.64	110
	TOTAL	25	18.80	7	5.26	2	1.50	52	39.10	0	0.00	18	13.53	25	18.80	0	0.00	4	3.01	133
Unit/Subunit 13Z																				
	SUCCESSFUL	1	100.00	0	0.00	0	0.00	0	0.00	0	0.00	0	0.00	0	0.00	0	0.00	0	0.00	1
	UNSUCCESSFUL	4	25.00	0	0.00	0	0.00	6	37.50	0	0.00	0	0.00	5	31.25	0	0.00	1	6.25	16
	TOTAL	5	29.41	0	0.00	0	0.00	6	35.29	0	0.00	0	0.00	5	29.41	0	0.00	1	5.88	17
TOTAL UNIT																				
	SUCCESSFUL	95	55.23	14	8.14	8	4.65	29	16.86	0	0.00	6	3.49	18	10.47	0	0.00	2	1.16	172
	UNSUCCESSFUL	107	17.26	25	4.03	23	3.71	261	42.10	0	0.00	45	7.26	134	21.61	0	0.00	25	4.03	620
	TOTAL	202	25.51	39	4.92	31	3.91	290	36.62	0	0.00	51	6.44	152	19.19	0	0.00	27	3.41	792
Unit 14																				
Unit/Subunit 14A																				
	SUCCESSFUL	14	35.90	1	2.56	5	12.82	9	23.08	0	0.00	1	2.56	8	20.51	0	0.00	1	2.56	39
	UNSUCCESSFUL	16	12.90	8	6.45	6	4.84	33	26.61	0	0.00	8	6.45	46	37.10	0	0.00	7	5.65	124
	TOTAL	30	18.40	9	5.52	11	6.75	42	25.77	0	0.00	9	5.52	54	33.13	0	0.00	8	4.91	163
Unit/Subunit 14B																				
	SUCCESSFUL	5	100.00	0	0.00	0	0.00	0	0.00	0	0.00	0	0.00	0	0.00	0	0.00	0	0.00	5
	UNSUCCESSFUL	11	73.33	1	6.67	0	0.00	2	13.33	0	0.00	0	0.00	0	0.00	0	0.00	1	6.67	15
	TOTAL	16	80.00	1	5.00	0	0.00	2	10.00	0	0.00	0	0.00	0	0.00	0	0.00	1	5.00	20
Unit/Subunit 14C																				
	SUCCESSFUL	4	5.88	2	2.94	1	1.47	10	14.71	0	0.00	1	1.47	49	72.06	0	0.00	1	1.47	68
	UNSUCCESSFUL	4	2.56	3	1.92	4	2.56	14	8.97	0	0.00	3	1.92	114	73.08	0	0.00	14	8.97	156
	TOTAL	8	3.57	5	2.23	5	2.23	24	10.71	0	0.00	4	1.79	163	72.77	0	0.00	15	6.70	224
Unit/Subunit 14Z																				
	SUCCESSFUL	0	0.00	0	0.00	0	0.00	0	0.00	0	0.00	0	0.00	0	0.00	0	0.00	0	0.00	0
	UNSUCCESSFUL	0	0.00	0	0.00	0	0.00	0	0.00	0	0.00	0	0.00	1	100.00	0	0.00	0	0.00	1
	TOTAL	0	0.00	0	0.00	0	0.00	0	0.00	0	0.00	0	0.00	1	100.00	0	0.00	0	0.00	1
TOTAL UNIT																				
	SUCCESSFUL	23	20.54	3	2.68	6	5.36	19	16.96	0	0.00	2	1.79	57	50.89	0	0.00	2	1.79	112
	UNSUCCESSFUL	31	10.47	12	4.05	10	3.38	49	16.55	0	0.00	11	3.72	161	54.39	0	0.00	22	7.43	296
	TOTAL	54	13.24	15	3.68	16	3.92	68	16.67	0	0.00	13	3.19	218	53.43	0	0.00	24	5.88	408

Transportation data reflects mode each hunter used to get to where they started walking

1994-95 TRANSPORTATION METHODS BY SPECIES: SHEEP

UNIT	SUCCESS	AIRPLANE NUMBER	AIRPLANE %	HORSE/ DOG TEAM NUMBER	HORSE/ DOG TEAM %	BOAT NUMBER	BOAT %	3-OR-4 WHEELER NUMBER	3-OR-4 WHEELER %	SNOWMACHINE NUMBER	SNOWMACHINE %	OFF ROAD VEHICLE NUMBER	OFF ROAD VEHICLE %	HIGHWAY VEHICLE NUMBER	HIGHWAY VEHICLE %	WALKING NUMBER	WALKING %	UNKNOWN NUMBER	UNKNOWN %	TOTAL NUMBER
Unit 15																				
Unit/Subunit 15A																				
	SUCCESSFUL	0	0.00	0	0.00	0	0.00	0	0.00	0	0.00	0	0.00	10	100.00	0	0.00	0	0.00	10
	UNSUCCESSFUL	1	3.03	0	0.00	0	0.00	0	0.00	0	0.00	0	0.00	30	90.91	0	0.00	2	6.06	33
	TOTAL	1	2.33	0	0.00	0	0.00	0	0.00	0	0.00	0	0.00	40	93.02	0	0.00	2	4.65	43
Unit/Subunit 15B																				
	SUCCESSFUL	8	40.00	0	0.00	9	45.00	0	0.00	0	0.00	0	0.00	3	15.00	0	0.00	0	0.00	20
	UNSUCCESSFUL	23	36.51	1	1.59	33	52.38	0	0.00	0	0.00	0	0.00	3	4.76	0	0.00	3	4.76	63
	TOTAL	31	37.35	1	1.20	42	50.60	0	0.00	0	0.00	0	0.00	6	7.23	0	0.00	3	3.61	83
Unit/Subunit 15C																				
	SUCCESSFUL	0	0.00	0	0.00	3	100.00	0	0.00	0	0.00	0	0.00	0	0.00	0	0.00	0	0.00	3
	UNSUCCESSFUL	8	34.78	1	4.35	12	52.17	0	0.00	0	0.00	0	0.00	0	0.00	0	0.00	2	8.70	23
	TOTAL	8	30.77	1	3.85	15	57.69	0	0.00	0	0.00	0	0.00	0	0.00	0	0.00	2	7.69	26
TOTAL UNIT																				
	SUCCESSFUL	8	24.24	0	0.00	12	36.36	0	0.00	0	0.00	0	0.00	13	39.39	0	0.00	0	0.00	33
	UNSUCCESSFUL	32	26.89	2	1.68	45	37.82	0	0.00	0	0.00	0	0.00	33	27.73	0	0.00	7	5.88	119
	TOTAL	40	26.32	2	1.32	57	37.50	0	0.00	0	0.00	0	0.00	46	30.26	0	0.00	7	4.61	152
Unit 16																				
Unit/Subunit 16A																				
	SUCCESSFUL	0	0.00	0	0.00	0	0.00	0	0.00	0	0.00	0	0.00	0	0.00	0	0.00	0	0.00	0
	UNSUCCESSFUL	0	0.00	0	0.00	0	0.00	1	100.00	0	0.00	0	0.00	0	0.00	0	0.00	0	0.00	1
	TOTAL	0	0.00	0	0.00	0	0.00	1	100.00	0	0.00	0	0.00	0	0.00	0	0.00	0	0.00	1
Unit/Subunit 16B																				
	SUCCESSFUL	9	75.00	3	25.00	0	0.00	0	0.00	0	0.00	0	0.00	0	0.00	0	0.00	0	0.00	12
	UNSUCCESSFUL	25	83.33	3	10.00	0	0.00	0	0.00	0	0.00	0	0.00	0	0.00	0	0.00	2	6.67	30
	TOTAL	34	80.95	6	14.29	0	0.00	0	0.00	0	0.00	0	0.00	0	0.00	0	0.00	2	4.76	42
TOTAL UNIT																				
	SUCCESSFUL	9	75.00	3	25.00	0	0.00	0	0.00	0	0.00	0	0.00	0	0.00	0	0.00	0	0.00	12
	UNSUCCESSFUL	25	80.65	3	9.68	0	0.00	1	3.23	0	0.00	0	0.00	0	0.00	0	0.00	2	6.45	31
	TOTAL	34	79.07	6	13.95	0	0.00	1	2.33	0	0.00	0	0.00	0	0.00	0	0.00	2	4.65	43
Unit 19																				
Unit/Subunit 19B																				
	SUCCESSFUL	4	100.00	0	0.00	0	0.00	0	0.00	0	0.00	0	0.00	0	0.00	0	0.00	0	0.00	4
	UNSUCCESSFUL	1	25.00	0	0.00	0	0.00	1	25.00	0	0.00	0	0.00	0	0.00	0	0.00	2	50.00	4
	TOTAL	5	62.50	0	0.00	0	0.00	1	12.50	0	0.00	0	0.00	0	0.00	0	0.00	2	25.00	8
Unit/Subunit 19C																				
	SUCCESSFUL	86	76.79	12	10.71	2	1.79	8	7.14	0	0.00	2	1.79	0	0.00	0	0.00	2	1.79	112
	UNSUCCESSFUL	71	84.52	1	1.19	1	1.19	5	5.95	0	0.00	3	3.57	0	0.00	0	0.00	3	3.57	84
	TOTAL	157	80.10	13	6.63	3	1.53	13	6.63	0	0.00	5	2.55	0	0.00	0	0.00	5	2.55	196

Transportation data reflects mode each hunter used to get to where they started walking

1994-95 TRANSPORTATION METHODS BY SPECIES: SHEEP

UNIT	SUCCESS	AIRPLANE NUMBER	%	HORSE/ DOG TEAM NUMBER	%	BOAT NUMBER	%	3-OR-4 WHEELER NUMBER	%	SNOWMACHINE NUMBER	%	OFF ROAD VEHICLE NUMBER	%	HIGHWAY VEHICLE NUMBER	%	WALKING NUMBER	%	UNKNOWN NUMBER	%	TOTAL NUMBER
Unit 19																				
Unit/Subunit 19Z																				
	SUCCESSFUL	0	0.00	0	0.00	0	0.00	0	0.00	0	0.00	0	0.00	0	0.00	0	0.00	0	0.00	0
	UNSUCCESSFUL	3	100.00	0	0.00	0	0.00	0	0.00	0	0.00	0	0.00	0	0.00	0	0.00	0	0.00	3
	TOTAL	3	100.00	0	0.00	0	0.00	0	0.00	0	0.00	0	0.00	0	0.00	0	0.00	0	0.00	3
TOTAL UNIT																				
	SUCCESSFUL	90	77.59	12	10.34	2	1.72	8	6.90	0	0.00	2	1.72	0	0.00	0	0.00	2	1.72	116
	UNSUCCESSFUL	75	82.42	1	1.10	1	1.10	6	6.59	0	0.00	3	3.30	0	0.00	0	0.00	5	5.49	91
	TOTAL	165	79.71	13	6.28	3	1.45	14	6.76	0	0.00	5	2.42	0	0.00	0	0.00	7	3.38	207
Unit 20																				
Unit/Subunit 20A																				
	SUCCESSFUL	24	48.98	14	28.57	0	0.00	3	6.12	0	0.00	2	4.08	4	8.16	0	0.00	2	4.08	49
	UNSUCCESSFUL	26	25.74	12	11.88	0	0.00	9	8.91	0	0.00	12	11.88	35	34.65	0	0.00	7	6.93	101
	TOTAL	50	33.33	26	17.33	0	0.00	12	8.00	0	0.00	14	9.33	39	26.00	0	0.00	9	6.00	150
Unit/Subunit 20B																				
	SUCCESSFUL	4	100.00	0	0.00	0	0.00	0	0.00	0	0.00	0	0.00	0	0.00	0	0.00	0	0.00	4
	UNSUCCESSFUL	3	60.00	0	0.00	0	0.00	0	0.00	0	0.00	0	0.00	0	0.00	0	0.00	2	40.00	5
	TOTAL	7	77.78	0	0.00	0	0.00	0	0.00	0	0.00	0	0.00	0	0.00	0	0.00	2	22.22	9
Unit/Subunit 20C																				
	SUCCESSFUL	0	0.00	0	0.00	0	0.00	0	0.00	0	0.00	0	0.00	0	0.00	0	0.00	0	0.00	0
	UNSUCCESSFUL	0	0.00	0	0.00	0	0.00	0	0.00	0	0.00	0	0.00	1	100.00	0	0.00	0	0.00	1
	TOTAL	0	0.00	0	0.00	0	0.00	0	0.00	0	0.00	0	0.00	1	100.00	0	0.00	0	0.00	1
Unit/Subunit 20D																				
	SUCCESSFUL	20	51.28	0	0.00	0	0.00	10	25.64	0	0.00	0	0.00	8	20.51	0	0.00	1	2.56	39
	UNSUCCESSFUL	35	41.67	1	1.19	0	0.00	15	17.86	0	0.00	3	3.57	25	29.76	0	0.00	5	5.95	84
	TOTAL	55	44.72	1	0.81	0	0.00	25	20.33	0	0.00	3	2.44	33	26.83	0	0.00	6	4.88	123
Unit/Subunit 20E																				
	SUCCESSFUL	1	33.33	0	0.00	0	0.00	0	0.00	0	0.00	0	0.00	2	66.67	0	0.00	0	0.00	3
	UNSUCCESSFUL	4	66.67	0	0.00	1	16.67	0	0.00	0	0.00	0	0.00	1	16.67	0	0.00	0	0.00	6
	TOTAL	5	55.56	0	0.00	1	11.11	0	0.00	0	0.00	0	0.00	3	33.33	0	0.00	0	0.00	9
Unit/Subunit 20F																				
	SUCCESSFUL	0	0.00	0	0.00	0	0.00	0	0.00	0	0.00	0	0.00	0	0.00	0	0.00	0	0.00	0
	UNSUCCESSFUL	0	0.00	0	0.00	0	0.00	0	0.00	0	0.00	0	0.00	0	0.00	0	0.00	1	100.00	1
	TOTAL	0	0.00	0	0.00	0	0.00	0	0.00	0	0.00	0	0.00	0	0.00	0	0.00	1	100.00	1
Unit/Subunit 20Z																				
	SUCCESSFUL	0	0.00	0	0.00	0	0.00	0	0.00	0	0.00	0	0.00	0	0.00	0	0.00	0	0.00	0
	UNSUCCESSFUL	0	0.00	0	0.00	0	0.00	0	0.00	0	0.00	0	0.00	0	0.00	0	0.00	1	100.00	1
	TOTAL	0	0.00	0	0.00	0	0.00	0	0.00	0	0.00	0	0.00	0	0.00	0	0.00	1	100.00	1
TOTAL UNIT																				
	SUCCESSFUL	49	51.58	14	14.74	0	0.00	13	13.68	0	0.00	2	2.11	14	14.74	0	0.00	3	3.16	95
	UNSUCCESSFUL	68	34.17	13	6.53	1	0.50	24	12.06	0	0.00	15	7.54	62	31.16	0	0.00	16	8.04	199
	TOTAL	117	39.80	27	9.18	1	0.34	37	12.59	0	0.00	17	5.78	76	25.85	0	0.00	19	6.46	294

Transportation data reflects mode each hunter used to get to where they started walking

1994-95 TRANSPORTATION METHODS BY SPECIES: SHEEP

UNIT	SUCCESS	AIRPLANE NUMBER	%	HORSE/ DOG TEAM NUMBER	%	BOAT NUMBER	%	3-OR-4 WHEELER NUMBER	%	SNOWMACHINE NUMBER	%	OFF ROAD VEHICLE NUMBER	%	HIGHWAY VEHICLE NUMBER	%	WALKING NUMBER	%	UNKNOWN NUMBER	%	TOTAL NUMBER
Unit 23																				
TOTAL UNIT																				
	SUCCESSFUL	0	0.00	0	0.00	0	0.00	0	0.00	0	0.00	0	0.00	0	0.00	0	0.00	0	0.00	0
	UNSUCCESSFUL	0	0.00	0	0.00	1	20.00	0	0.00	4	80.00	0	0.00	0	0.00	0	0.00	0	0.00	5
	TOTAL	0	0.00	0	0.00	1	20.00	0	0.00	4	80.00	0	0.00	0	0.00	0	0.00	0	0.00	5
Unit 24																				
TOTAL UNIT																				
	SUCCESSFUL	7	31.82	3	13.64	1	4.55	0	0.00	0	0.00	0	0.00	4	18.18	0	0.00	7	31.82	22
	UNSUCCESSFUL	9	26.47	1	2.94	3	8.82	1	2.94	0	0.00	0	0.00	18	52.94	0	0.00	2	5.88	34
	TOTAL	16	28.57	4	7.14	4	7.14	1	1.79	0	0.00	0	0.00	22	39.29	0	0.00	9	16.07	56
Unit 25																				
Unit/Subunit 25A																				
	SUCCESSFUL	9	90.00	1	10.00	0	0.00	0	0.00	0	0.00	0	0.00	0	0.00	0	0.00	0	0.00	10
	UNSUCCESSFUL	20	90.91	2	9.09	0	0.00	0	0.00	0	0.00	0	0.00	0	0.00	0	0.00	0	0.00	22
	TOTAL	29	90.63	3	9.38	0	0.00	0	0.00	0	0.00	0	0.00	0	0.00	0	0.00	0	0.00	32
Unit/Subunit 25B																				
	SUCCESSFUL	1	100.00	0	0.00	0	0.00	0	0.00	0	0.00	0	0.00	0	0.00	0	0.00	0	0.00	1
	UNSUCCESSFUL	1	16.67	0	0.00	5	83.33	0	0.00	0	0.00	0	0.00	0	0.00	0	0.00	0	0.00	6
	TOTAL	2	28.57	0	0.00	5	71.43	0	0.00	0	0.00	0	0.00	0	0.00	0	0.00	0	0.00	7
Unit/Subunit 25C																				
	SUCCESSFUL	1	50.00	0	0.00	0	0.00	0	0.00	0	0.00	0	0.00	1	50.00	0	0.00	0	0.00	2
	UNSUCCESSFUL	1	5.00	0	0.00	1	5.00	13	65.00	0	0.00	1	5.00	4	20.00	0	0.00	0	0.00	20
	TOTAL	2	9.09	0	0.00	1	4.55	13	59.09	0	0.00	1	4.55	5	22.73	0	0.00	0	0.00	22
Unit/Subunit 25D																				
	SUCCESSFUL	1	100.00	0	0.00	0	0.00	0	0.00	0	0.00	0	0.00	0	0.00	0	0.00	0	0.00	1
	UNSUCCESSFUL	2	66.67	0	0.00	0	0.00	0	0.00	0	0.00	0	0.00	1	33.33	0	0.00	0	0.00	3
	TOTAL	3	75.00	0	0.00	0	0.00	0	0.00	0	0.00	0	0.00	1	25.00	0	0.00	0	0.00	4
Unit/Subunit 25Z																				
	SUCCESSFUL	1	100.00	0	0.00	0	0.00	0	0.00	0	0.00	0	0.00	0	0.00	0	0.00	0	0.00	1
	UNSUCCESSFUL	0	0.00	1	50.00	0	0.00	0	0.00	0	0.00	0	0.00	1	50.00	0	0.00	0	0.00	2
	TOTAL	1	33.33	1	33.33	0	0.00	0	0.00	0	0.00	0	0.00	1	33.33	0	0.00	0	0.00	3
TOTAL UNIT																				
	SUCCESSFUL	13	86.67	1	6.67	0	0.00	0	0.00	0	0.00	0	0.00	1	6.67	0	0.00	0	0.00	15
	UNSUCCESSFUL	24	45.28	3	5.66	6	11.32	13	24.53	0	0.00	1	1.89	6	11.32	0	0.00	0	0.00	53
	TOTAL	37	54.41	4	5.88	6	8.82	13	19.12	0	0.00	1	1.47	7	10.29	0	0.00	0	0.00	68
Unit 26																				
Unit/Subunit 26A																				
	SUCCESSFUL	11	91.67	0	0.00	0	0.00	0	0.00	0	0.00	1	8.33	0	0.00	0	0.00	0	0.00	12
	UNSUCCESSFUL	10	66.67	0	0.00	0	0.00	0	0.00	0	0.00	0	0.00	3	20.00	0	0.00	2	13.33	15
	TOTAL	21	77.78	0	0.00	0	0.00	0	0.00	0	0.00	1	3.70	3	11.11	0	0.00	2	7.41	27

Transportation data reflects mode each hunter used to get to where they started walking

1994-95 TRANSPORTATION METHODS BY SPECIES: SHEEP

UNIT	SUCCESS	AIRPLANE NUMBER	AIRPLANE %	HORSE/ DOG TEAM NUMBER	HORSE/ DOG TEAM %	BOAT NUMBER	BOAT %	3-OR-4 WHEELER NUMBER	3-OR-4 WHEELER %	SNOWMACHINE NUMBER	SNOWMACHINE %	OFF ROAD VEHICLE NUMBER	OFF ROAD VEHICLE %	HIGHWAY VEHICLE NUMBER	HIGHWAY VEHICLE %	WALKING NUMBER	WALKING %	UNKNOWN NUMBER	UNKNOWN %	TOTAL NUMBER
Unit 26																				
Unit/Subunit 26B																				
	SUCCESSFUL	43	82.69	0	0.00	1	1.92	0	0.00	1	1.92	0	0.00	6	11.54	0	0.00	1	1.92	52
	UNSUCCESSFUL	53	45.30	2	1.71	4	3.42	0	0.00	0	0.00	0	0.00	55	47.01	0	0.00	3	2.56	117
	TOTAL	96	56.80	2	1.18	5	2.96	0	0.00	1	0.59	0	0.00	61	36.09	0	0.00	4	2.37	169
Unit/Subunit 26C																				
	SUCCESSFUL	62	88.57	0	0.00	1	1.43	0	0.00	4	5.71	0	0.00	0	0.00	0	0.00	3	4.29	70
	UNSUCCESSFUL	34	94.44	0	0.00	2	5.56	0	0.00	0	0.00	0	0.00	0	0.00	0	0.00	0	0.00	36
	TOTAL	96	90.57	0	0.00	3	2.83	0	0.00	4	3.77	0	0.00	0	0.00	0	0.00	3	2.83	106
Unit/Subunit 26Z																				
	SUCCESSFUL	3	100.00	0	0.00	0	0.00	0	0.00	0	0.00	0	0.00	0	0.00	0	0.00	0	0.00	3
	UNSUCCESSFUL	0	0.00	0	0.00	0	0.00	0	0.00	0	0.00	0	0.00	1	100.00	0	0.00	0	0.00	1
	TOTAL	3	75.00	0	0.00	0	0.00	0	0.00	0	0.00	0	0.00	1	25.00	0	0.00	0	0.00	4
TOTAL UNIT																				
	SUCCESSFUL	119	86.86	0	0.00	2	1.46	0	0.00	5	3.65	1	0.73	6	4.38	0	0.00	4	2.92	137
	UNSUCCESSFUL	97	57.40	2	1.18	6	3.55	0	0.00	0	0.00	0	0.00	59	34.91	0	0.00	5	2.96	169
	TOTAL	216	70.59	2	0.65	8	2.61	0	0.00	5	1.63	1	0.33	65	21.24	0	0.00	9	2.94	306
Unit 27																				
TOTAL UNIT																				
	SUCCESSFUL	2	66.67	0	0.00	0	0.00	0	0.00	0	0.00	0	0.00	0	0.00	0	0.00	1	33.33	3
	UNSUCCESSFUL	14	46.67	0	0.00	0	0.00	2	6.67	0	0.00	0	0.00	1	3.33	0	0.00	13	43.33	30
	TOTAL	16	48.48	0	0.00	0	0.00	2	6.06	0	0.00	0	0.00	1	3.03	0	0.00	14	42.42	33
TOTAL STATEWIDE																				
	SUCCESSFUL	574	55.51	96	9.28	55	5.32	109	10.54	5	0.48	19	1.84	151	14.60	0	0.00	25	2.42	1034
	UNSUCCESSFUL	678	29.88	79	3.48	132	5.82	449	19.79	4	0.18	97	4.28	700	30.85	0	0.00	130	5.73	2269
	TOTAL	1252	37.90	175	5.30	187	5.66	558	16.89	9	0.27	116	3.51	851	25.76	0	0.00	155	4.69	3303

Transportation data reflects mode each hunter used to get to where they started walking

1994-95 TRANSPORTATION METHODS BY SPECIES: WOLF

UNIT	SUCCESS	AIRPLANE NUMBER	AIRPLANE %	HORSE/ DOG TEAM NUMBER	HORSE/ DOG TEAM %	BOAT NUMBER	BOAT %	3-OR-4 WHEELER NUMBER	3-OR-4 WHEELER %	SNOWMACHINE NUMBER	SNOWMACHINE %	OFF ROAD VEHICLE NUMBER	OFF ROAD VEHICLE %	HIGHWAY VEHICLE NUMBER	HIGHWAY VEHICLE %	WALKING NUMBER	WALKING %	UNKNOWN NUMBER	UNKNOWN %	TOTAL NUMBER
Unit 01																				
Unit/Subunit 01A																				
	SUCCESSFUL	1	2.50	0	0.00	32	80.00	0	0.00	0	0.00	0	0.00	6	15.00	1	2.50	0	0.00	40
	UNSUCCESSFUL	n/a	n/a	n/a	n/a	n/a	n/a	n/a	n/a	n/a	n/a	n/a	n/a	n/a	n/a	n/a	n/a	n/a	n/a	n/a
	TOTAL	1	2.50	0	0.00	32	80.00	0	0.00	0	0.00	0	0.00	6	15.00	1	2.50	0	0.00	40
Unit/Subunit 01B																				
	SUCCESSFUL	1	6.25	0	0.00	15	93.75	0	0.00	0	0.00	0	0.00	0	0.00	0	0.00	0	0.00	16
	UNSUCCESSFUL	n/a	n/a	n/a	n/a	n/a	n/a	n/a	n/a	n/a	n/a	n/a	n/a	n/a	n/a	n/a	n/a	n/a	n/a	n/a
	TOTAL	1	6.25	0	0.00	15	93.75	0	0.00	0	0.00	0	0.00	0	0.00	0	0.00	0	0.00	16
Unit/Subunit 01C																				
	SUCCESSFUL	0	0.00	0	0.00	6	85.71	0	0.00	0	0.00	0	0.00	0	0.00	1	14.29	0	0.00	7
	UNSUCCESSFUL	n/a	n/a	n/a	n/a	n/a	n/a	n/a	n/a	n/a	n/a	n/a	n/a	n/a	n/a	n/a	n/a	n/a	n/a	n/a
	TOTAL	0	0.00	0	0.00	6	85.71	0	0.00	0	0.00	0	0.00	0	0.00	1	14.29	0	0.00	7
Unit/Subunit 01D																				
	SUCCESSFUL	0	0.00	0	0.00	0	0.00	0	0.00	0	0.00	0	0.00	1	50.00	1	50.00	0	0.00	2
	UNSUCCESSFUL	n/a	n/a	n/a	n/a	n/a	n/a	n/a	n/a	n/a	n/a	n/a	n/a	n/a	n/a	n/a	n/a	n/a	n/a	n/a
	TOTAL	0	0.00	0	0.00	0	0.00	0	0.00	0	0.00	0	0.00	1	50.00	1	50.00	0	0.00	2
TOTAL UNIT																				
	SUCCESSFUL	2	3.08	0	0.00	53	81.54	0	0.00	0	0.00	0	0.00	7	10.77	3	4.62	0	0.00	65
	UNSUCCESSFUL	n/a	n/a	n/a	n/a	n/a	n/a	n/a	n/a	n/a	n/a	n/a	n/a	n/a	n/a	n/a	n/a	n/a	n/a	n/a
	TOTAL	2	3.08	0	0.00	53	81.54	0	0.00	0	0.00	0	0.00	7	10.77	3	4.62	0	0.00	65
Unit 02																				
TOTAL UNIT																				
	SUCCESSFUL	1	1.16	0	0.00	57	66.28	0	0.00	0	0.00	0	0.00	26	30.23	2	2.33	0	0.00	86
	UNSUCCESSFUL	n/a	n/a	n/a	n/a	n/a	n/a	n/a	n/a	n/a	n/a	n/a	n/a	n/a	n/a	n/a	n/a	n/a	n/a	n/a
	TOTAL	1	1.16	0	0.00	57	66.28	0	0.00	0	0.00	0	0.00	26	30.23	2	2.33	0	0.00	86
Unit 03																				
TOTAL UNIT																				
	SUCCESSFUL	0	0.00	0	0.00	48	88.89	0	0.00	2	3.70	0	0.00	3	5.56	0	0.00	1	1.85	54
	UNSUCCESSFUL	n/a	n/a	n/a	n/a	n/a	n/a	n/a	n/a	n/a	n/a	n/a	n/a	n/a	n/a	n/a	n/a	n/a	n/a	n/a
	TOTAL	0	0.00	0	0.00	48	88.89	0	0.00	2	3.70	0	0.00	3	5.56	0	0.00	1	1.85	54
Unit 05																				
Unit/Subunit 05A																				
	SUCCESSFUL	7	38.89	0	0.00	1	5.56	3	16.67	4	22.22	0	0.00	3	16.67	0	0.00	0	0.00	18
	UNSUCCESSFUL	n/a	n/a	n/a	n/a	n/a	n/a	n/a	n/a	n/a	n/a	n/a	n/a	n/a	n/a	n/a	n/a	n/a	n/a	n/a
	TOTAL	7	38.89	0	0.00	1	5.56	3	16.67	4	22.22	0	0.00	3	16.67	0	0.00	0	0.00	18
Unit/Subunit 05B																				
	SUCCESSFUL	1	100.00	0	0.00	0	0.00	0	0.00	0	0.00	0	0.00	0	0.00	0	0.00	0	0.00	1
	UNSUCCESSFUL	n/a	n/a	n/a	n/a	n/a	n/a	n/a	n/a	n/a	n/a	n/a	n/a	n/a	n/a	n/a	n/a	n/a	n/a	n/a
	TOTAL	1	100.00	0	0.00	0	0.00	0	0.00	0	0.00	0	0.00	0	0.00	0	0.00	0	0.00	1

Transportation data reflects mode each hunter used to get to where they started walking

1994-95 TRANSPORTATION METHODS BY SPECIES: WOLF

UNIT	SUCCESS	AIRPLANE NUMBER	AIRPLANE %	HORSE/ DOG TEAM NUMBER	HORSE/ DOG TEAM %	BOAT NUMBER	BOAT %	3-OR-4 WHEELER NUMBER	3-OR-4 WHEELER %	SNOWMACHINE NUMBER	SNOWMACHINE %	OFF ROAD VEHICLE NUMBER	OFF ROAD VEHICLE %	HIGHWAY VEHICLE NUMBER	HIGHWAY VEHICLE %	WALKING NUMBER	WALKING %	UNKNOWN NUMBER	UNKNOWN %	TOTAL NUMBER
Unit 05																				
TOTAL UNIT																				
	SUCCESSFUL	8	42.11	0	0.00	1	5.26	3	15.79	4	21.05	0	0.00	3	15.79	0	0.00	0	0.00	19
	UNSUCCESSFUL	n/a	n/a	n/a	n/a	n/a	n/a	n/a	n/a	n/a	n/a	n/a	n/a	n/a	n/a	n/a	n/a	n/a	n/a	n/a
	TOTAL	8	42.11	0	0.00	1	5.26	3	15.79	4	21.05	0	0.00	3	15.79	0	0.00	0	0.00	19
Unit 07																				
TOTAL UNIT																				
	SUCCESSFUL	0	0.00	1	14.29	0	0.00	0	0.00	3	42.86	1	14.29	2	28.57	0	0.00	0	0.00	7
	UNSUCCESSFUL	n/a	n/a	n/a	n/a	n/a	n/a	n/a	n/a	n/a	n/a	n/a	n/a	n/a	n/a	n/a	n/a	n/a	n/a	n/a
	TOTAL	0	0.00	1	14.29	0	0.00	0	0.00	3	42.86	1	14.29	2	28.57	0	0.00	0	0.00	7
Unit 09																				
Unit/Subunit 09B																				
	SUCCESSFUL	3	17.65	0	0.00	0	0.00	0	0.00	8	47.06	0	0.00	0	0.00	5	29.41	1	5.88	17
	UNSUCCESSFUL	n/a	n/a	n/a	n/a	n/a	n/a	n/a	n/a	n/a	n/a	n/a	n/a	n/a	n/a	n/a	n/a	n/a	n/a	n/a
	TOTAL	3	17.65	0	0.00	0	0.00	0	0.00	8	47.06	0	0.00	0	0.00	5	29.41	1	5.88	17
Unit/Subunit 09C																				
	SUCCESSFUL	0	0.00	0	0.00	0	0.00	0	0.00	0	0.00	0	0.00	0	0.00	2	100.00	0	0.00	2
	UNSUCCESSFUL	n/a	n/a	n/a	n/a	n/a	n/a	n/a	n/a	n/a	n/a	n/a	n/a	n/a	n/a	n/a	n/a	n/a	n/a	n/a
	TOTAL	0	0.00	0	0.00	0	0.00	0	0.00	0	0.00	0	0.00	0	0.00	2	100.00	0	0.00	2
Unit/Subunit 09D																				
	SUCCESSFUL	0	0.00	0	0.00	0	0.00	0	0.00	0	0.00	0	0.00	0	0.00	1	100.00	0	0.00	1
	UNSUCCESSFUL	n/a	n/a	n/a	n/a	n/a	n/a	n/a	n/a	n/a	n/a	n/a	n/a	n/a	n/a	n/a	n/a	n/a	n/a	n/a
	TOTAL	0	0.00	0	0.00	0	0.00	0	0.00	0	0.00	0	0.00	0	0.00	1	100.00	0	0.00	1
Unit/Subunit 09E																				
	SUCCESSFUL	3	33.33	0	0.00	1	11.11	0	0.00	5	55.56	0	0.00	0	0.00	0	0.00	0	0.00	9
	UNSUCCESSFUL	n/a	n/a	n/a	n/a	n/a	n/a	n/a	n/a	n/a	n/a	n/a	n/a	n/a	n/a	n/a	n/a	n/a	n/a	n/a
	TOTAL	3	33.33	0	0.00	1	11.11	0	0.00	5	55.56	0	0.00	0	0.00	0	0.00	0	0.00	9
TOTAL UNIT																				
	SUCCESSFUL	6	20.69	0	0.00	1	3.45	0	0.00	13	44.83	0	0.00	0	0.00	8	27.59	1	3.45	29
	UNSUCCESSFUL	n/a	n/a	n/a	n/a	n/a	n/a	n/a	n/a	n/a	n/a	n/a	n/a	n/a	n/a	n/a	n/a	n/a	n/a	n/a
	TOTAL	6	20.69	0	0.00	1	3.45	0	0.00	13	44.83	0	0.00	0	0.00	8	27.59	1	3.45	29
Unit 11																				
TOTAL UNIT																				
	SUCCESSFUL	3	8.57	1	2.86	0	0.00	0	0.00	30	85.71	0	0.00	1	2.86	0	0.00	0	0.00	35
	UNSUCCESSFUL	n/a	n/a	n/a	n/a	n/a	n/a	n/a	n/a	n/a	n/a	n/a	n/a	n/a	n/a	n/a	n/a	n/a	n/a	n/a
	TOTAL	3	8.57	1	2.86	0	0.00	0	0.00	30	85.71	0	0.00	1	2.86	0	0.00	0	0.00	35

Transportation data reflects mode each hunter used to get to where they started walking

1994-95 TRANSPORTATION METHODS BY SPECIES: WOLF

UNIT	SUCCESS	AIRPLANE NUMBER	AIRPLANE %	HORSE/ DOG TEAM NUMBER	HORSE/ DOG TEAM %	BOAT NUMBER	BOAT %	3-OR-4 WHEELER NUMBER	3-OR-4 WHEELER %	SNOWMACHINE NUMBER	SNOWMACHINE %	OFF ROAD VEHICLE NUMBER	OFF ROAD VEHICLE %	HIGHWAY VEHICLE NUMBER	HIGHWAY VEHICLE %	WALKING NUMBER	WALKING %	UNKNOWN NUMBER	UNKNOWN %	TOTAL NUMBER
Unit 12																				
TOTAL UNIT																				
	SUCCESSFUL	2	6.45	0	0.00	0	0.00	0	0.00	27	87.10	0	0.00	2	6.45	0	0.00	0	0.00	31
	UNSUCCESSFUL	n/a	n/a	n/a	n/a	n/a	n/a	n/a	n/a	n/a	n/a	n/a	n/a	n/a	n/a	n/a	n/a	n/a	n/a	n/a
	TOTAL	2	6.45	0	0.00	0	0.00	0	0.00	27	87.10	0	0.00	2	6.45	0	0.00	0	0.00	31
Unit 13																				
Unit/Subunit 13A																				
	SUCCESSFUL	10	34.48	0	0.00	0	0.00	0	0.00	15	51.72	1	3.45	1	3.45	2	6.90	0	0.00	29
	UNSUCCESSFUL	n/a	n/a	n/a	n/a	n/a	n/a	n/a	n/a	n/a	n/a	n/a	n/a	n/a	n/a	n/a	n/a	n/a	n/a	n/a
	TOTAL	10	34.48	0	0.00	0	0.00	0	0.00	15	51.72	1	3.45	1	3.45	2	6.90	0	0.00	29
Unit/Subunit 13B																				
	SUCCESSFUL	7	17.95	0	0.00	0	0.00	0	0.00	25	64.10	1	2.56	3	7.69	3	7.69	0	0.00	39
	UNSUCCESSFUL	n/a	n/a	n/a	n/a	n/a	n/a	n/a	n/a	n/a	n/a	n/a	n/a	n/a	n/a	n/a	n/a	n/a	n/a	n/a
	TOTAL	7	17.95	0	0.00	0	0.00	0	0.00	25	64.10	1	2.56	3	7.69	3	7.69	0	0.00	39
Unit/Subunit 13C																				
	SUCCESSFUL	5	20.83	0	0.00	0	0.00	1	4.17	16	66.67	0	0.00	0	0.00	2	8.33	0	0.00	24
	UNSUCCESSFUL	n/a	n/a	n/a	n/a	n/a	n/a	n/a	n/a	n/a	n/a	n/a	n/a	n/a	n/a	n/a	n/a	n/a	n/a	n/a
	TOTAL	5	20.83	0	0.00	0	0.00	1	4.17	16	66.67	0	0.00	0	0.00	2	8.33	0	0.00	24
Unit/Subunit 13D																				
	SUCCESSFUL	0	0.00	0	0.00	0	0.00	0	0.00	17	80.95	0	0.00	3	14.29	1	4.76	0	0.00	21
	UNSUCCESSFUL	n/a	n/a	n/a	n/a	n/a	n/a	n/a	n/a	n/a	n/a	n/a	n/a	n/a	n/a	n/a	n/a	n/a	n/a	n/a
	TOTAL	0	0.00	0	0.00	0	0.00	0	0.00	17	80.95	0	0.00	3	14.29	1	4.76	0	0.00	21
Unit/Subunit 13E																				
	SUCCESSFUL	17	37.78	3	6.67	0	0.00	2	4.44	11	24.44	1	2.22	6	13.33	5	11.11	0	0.00	45
	UNSUCCESSFUL	n/a	n/a	n/a	n/a	n/a	n/a	n/a	n/a	n/a	n/a	n/a	n/a	n/a	n/a	n/a	n/a	n/a	n/a	n/a
	TOTAL	17	37.78	3	6.67	0	0.00	2	4.44	11	24.44	1	2.22	6	13.33	5	11.11	0	0.00	45
TOTAL UNIT																				
	SUCCESSFUL	39	24.68	3	1.90	0	0.00	3	1.90	84	53.16	3	1.90	13	8.23	13	8.23	0	0.00	158
	UNSUCCESSFUL	n/a	n/a	n/a	n/a	n/a	n/a	n/a	n/a	n/a	n/a	n/a	n/a	n/a	n/a	n/a	n/a	n/a	n/a	n/a
	TOTAL	39	24.68	3	1.90	0	0.00	3	1.90	84	53.16	3	1.90	13	8.23	13	8.23	0	0.00	158
Unit 14																				
Unit/Subunit 14A																				
	SUCCESSFUL	0	0.00	0	0.00	0	0.00	5	31.25	9	56.25	0	0.00	0	0.00	2	12.50	0	0.00	16
	UNSUCCESSFUL	n/a	n/a	n/a	n/a	n/a	n/a	n/a	n/a	n/a	n/a	n/a	n/a	n/a	n/a	n/a	n/a	n/a	n/a	n/a
	TOTAL	0	0.00	0	0.00	0	0.00	5	31.25	9	56.25	0	0.00	0	0.00	2	12.50	0	0.00	16
Unit/Subunit 14B																				
	SUCCESSFUL	1	25.00	0	0.00	0	0.00	0	0.00	3	75.00	0	0.00	0	0.00	0	0.00	0	0.00	4
	UNSUCCESSFUL	n/a	n/a	n/a	n/a	n/a	n/a	n/a	n/a	n/a	n/a	n/a	n/a	n/a	n/a	n/a	n/a	n/a	n/a	n/a
	TOTAL	1	25.00	0	0.00	0	0.00	0	0.00	3	75.00	0	0.00	0	0.00	0	0.00	0	0.00	4
Unit/Subunit 14C																				
	SUCCESSFUL	1	50.00	0	0.00	0	0.00	0	0.00	1	50.00	0	0.00	0	0.00	0	0.00	0	0.00	2
	UNSUCCESSFUL	n/a	n/a	n/a	n/a	n/a	n/a	n/a	n/a	n/a	n/a	n/a	n/a	n/a	n/a	n/a	n/a	n/a	n/a	n/a
	TOTAL	1	50.00	0	0.00	0	0.00	0	0.00	1	50.00	0	0.00	0	0.00	0	0.00	0	0.00	2

Transportation data reflects mode each hunter used to get to where they started walking

1994-95 TRANSPORTATION METHODS BY SPECIES: WOLF

UNIT	SUCCESS	AIRPLANE NUMBER	%	HORSE/ DOG TEAM NUMBER	%	BOAT NUMBER	%	3-OR-4 WHEELER NUMBER	%	SNOWMACHINE NUMBER	%	OFF ROAD VEHICLE NUMBER	%	HIGHWAY VEHICLE NUMBER	%	WALKING NUMBER	%	UNKNOWN NUMBER	%	TOTAL NUMBER
Unit 14																				
TOTAL UNIT																				
	SUCCESSFUL	2	9.09	0	0.00	0	0.00	5	22.73	13	59.09	0	0.00	0	0.00	2	9.09	0	0.00	22
	UNSUCCESSFUL	n/a	n/a	n/a	n/a	n/a	n/a	n/a	n/a	n/a	n/a	n/a	n/a	n/a	n/a	n/a	n/a	n/a	n/a	n/a
	TOTAL	2	9.09	0	0.00	0	0.00	5	22.73	13	59.09	0	0.00	0	0.00	2	9.09	0	0.00	22
Unit 15																				
Unit/Subunit 15A																				
	SUCCESSFUL	3	42.86	0	0.00	0	0.00	0	0.00	2	28.57	0	0.00	0	0.00	0	0.00	2	28.57	7
	UNSUCCESSFUL	n/a	n/a	n/a	n/a	n/a	n/a	n/a	n/a	n/a	n/a	n/a	n/a	n/a	n/a	n/a	n/a	n/a	n/a	n/a
	TOTAL	3	42.86	0	0.00	0	0.00	0	0.00	2	28.57	0	0.00	0	0.00	0	0.00	2	28.57	7
Unit/Subunit 15B																				
	SUCCESSFUL	0	0.00	0	0.00	0	0.00	0	0.00	2	66.67	0	0.00	0	0.00	1	33.33	0	0.00	3
	UNSUCCESSFUL	n/a	n/a	n/a	n/a	n/a	n/a	n/a	n/a	n/a	n/a	n/a	n/a	n/a	n/a	n/a	n/a	n/a	n/a	n/a
	TOTAL	0	0.00	0	0.00	0	0.00	0	0.00	2	66.67	0	0.00	0	0.00	1	33.33	0	0.00	3
Unit/Subunit 15C																				
	SUCCESSFUL	1	33.33	0	0.00	0	0.00	0	0.00	2	66.67	0	0.00	0	0.00	0	0.00	0	0.00	3
	UNSUCCESSFUL	n/a	n/a	n/a	n/a	n/a	n/a	n/a	n/a	n/a	n/a	n/a	n/a	n/a	n/a	n/a	n/a	n/a	n/a	n/a
	TOTAL	1	33.33	0	0.00	0	0.00	0	0.00	2	66.67	0	0.00	0	0.00	0	0.00	0	0.00	3
TOTAL UNIT																				
	SUCCESSFUL	4	30.77	0	0.00	0	0.00	0	0.00	6	46.15	0	0.00	0	0.00	1	7.69	2	15.38	13
	UNSUCCESSFUL	n/a	n/a	n/a	n/a	n/a	n/a	n/a	n/a	n/a	n/a	n/a	n/a	n/a	n/a	n/a	n/a	n/a	n/a	n/a
	TOTAL	4	30.77	0	0.00	0	0.00	0	0.00	6	46.15	0	0.00	0	0.00	1	7.69	2	15.38	13
Unit 16																				
Unit/Subunit 16A																				
	SUCCESSFUL	0	0.00	0	0.00	0	0.00	0	0.00	1	50.00	0	0.00	1	50.00	0	0.00	0	0.00	2
	UNSUCCESSFUL	n/a	n/a	n/a	n/a	n/a	n/a	n/a	n/a	n/a	n/a	n/a	n/a	n/a	n/a	n/a	n/a	n/a	n/a	n/a
	TOTAL	0	0.00	0	0.00	0	0.00	0	0.00	1	50.00	0	0.00	1	50.00	0	0.00	0	0.00	2
Unit/Subunit 16B																				
	SUCCESSFUL	5	18.52	3	11.11	1	3.70	0	0.00	11	40.74	0	0.00	1	3.70	5	18.52	1	3.70	27
	UNSUCCESSFUL	n/a	n/a	n/a	n/a	n/a	n/a	n/a	n/a	n/a	n/a	n/a	n/a	n/a	n/a	n/a	n/a	n/a	n/a	n/a
	TOTAL	5	18.52	3	11.11	1	3.70	0	0.00	11	40.74	0	0.00	1	3.70	5	18.52	1	3.70	27
TOTAL UNIT																				
	SUCCESSFUL	5	17.24	3	10.34	1	3.45	0	0.00	12	41.38	0	0.00	2	6.90	5	17.24	1	3.45	29
	UNSUCCESSFUL	n/a	n/a	n/a	n/a	n/a	n/a	n/a	n/a	n/a	n/a	n/a	n/a	n/a	n/a	n/a	n/a	n/a	n/a	n/a
	TOTAL	5	17.24	3	10.34	1	3.45	0	0.00	12	41.38	0	0.00	2	6.90	5	17.24	1	3.45	29
Unit 17																				
Unit/Subunit 17B																				
	SUCCESSFUL	1	4.00	0	0.00	2	8.00	0	0.00	9	36.00	0	0.00	0	0.00	13	52.00	0	0.00	25
	UNSUCCESSFUL	n/a	n/a	n/a	n/a	n/a	n/a	n/a	n/a	n/a	n/a	n/a	n/a	n/a	n/a	n/a	n/a	n/a	n/a	n/a
	TOTAL	1	4.00	0	0.00	2	8.00	0	0.00	9	36.00	0	0.00	0	0.00	13	52.00	0	0.00	25

Transportation data reflects mode each hunter used to get to where they started walking

1994-95 TRANSPORTATION METHODS BY SPECIES: WOLF

UNIT	SUCCESS	AIRPLANE NUMBER	%	HORSE/ DOG TEAM NUMBER	%	BOAT NUMBER	%	3-OR-4 WHEELER NUMBER	%	SNOWMACHINE NUMBER	%	OFF ROAD VEHICLE NUMBER	%	HIGHWAY VEHICLE NUMBER	%	WALKING NUMBER	%	UNKNOWN NUMBER	%	TOTAL NUMBER
Unit 17																				
Unit/Subunit 17C																				
	SUCCESSFUL	0	0.00	0	0.00	0	0.00	0	0.00	7	100.00	0	0.00	0	0.00	0	0.00	0	0.00	7
	UNSUCCESSFUL	n/a	n/a	n/a	n/a	n/a	n/a	n/a	n/a	n/a	n/a	n/a	n/a	n/a	n/a	n/a	n/a	n/a	n/a	n/a
	TOTAL	0	0.00	0	0.00	0	0.00	0	0.00	7	100.00	0	0.00	0	0.00	0	0.00	0	0.00	7
TOTAL UNIT																				
	SUCCESSFUL	1	3.13	0	0.00	2	6.25	0	0.00	16	50.00	0	0.00	0	0.00	13	40.63	0	0.00	32
	UNSUCCESSFUL	n/a	n/a	n/a	n/a	n/a	n/a	n/a	n/a	n/a	n/a	n/a	n/a	n/a	n/a	n/a	n/a	n/a	n/a	n/a
	TOTAL	1	3.13	0	0.00	2	6.25	0	0.00	16	50.00	0	0.00	0	0.00	13	40.63	0	0.00	32
Unit 18																				
TOTAL UNIT																				
	SUCCESSFUL	0	0.00	0	0.00	0	0.00	0	0.00	5	83.33	0	0.00	0	0.00	1	16.67	0	0.00	6
	UNSUCCESSFUL	n/a	n/a	n/a	n/a	n/a	n/a	n/a	n/a	n/a	n/a	n/a	n/a	n/a	n/a	n/a	n/a	n/a	n/a	n/a
	TOTAL	0	0.00	0	0.00	0	0.00	0	0.00	5	83.33	0	0.00	0	0.00	1	16.67	0	0.00	6
Unit 19																				
Unit/Subunit 19A																				
	SUCCESSFUL	6	13.33	0	0.00	1	2.22	0	0.00	34	75.56	0	0.00	0	0.00	4	8.89	0	0.00	45
	UNSUCCESSFUL	n/a	n/a	n/a	n/a	n/a	n/a	n/a	n/a	n/a	n/a	n/a	n/a	n/a	n/a	n/a	n/a	n/a	n/a	n/a
	TOTAL	6	13.33	0	0.00	1	2.22	0	0.00	34	75.56	0	0.00	0	0.00	4	8.89	0	0.00	45
Unit/Subunit 19B																				
	SUCCESSFUL	16	38.10	0	0.00	0	0.00	0	0.00	20	47.62	0	0.00	0	0.00	6	14.29	0	0.00	42
	UNSUCCESSFUL	n/a	n/a	n/a	n/a	n/a	n/a	n/a	n/a	n/a	n/a	n/a	n/a	n/a	n/a	n/a	n/a	n/a	n/a	n/a
	TOTAL	16	38.10	0	0.00	0	0.00	0	0.00	20	47.62	0	0.00	0	0.00	6	14.29	0	0.00	42
Unit/Subunit 19C																				
	SUCCESSFUL	21	35.00	2	3.33	0	0.00	0	0.00	7	11.67	0	0.00	0	0.00	30	50.00	0	0.00	60
	UNSUCCESSFUL	n/a	n/a	n/a	n/a	n/a	n/a	n/a	n/a	n/a	n/a	n/a	n/a	n/a	n/a	n/a	n/a	n/a	n/a	n/a
	TOTAL	21	35.00	2	3.33	0	0.00	0	0.00	7	11.67	0	0.00	0	0.00	30	50.00	0	0.00	60
Unit/Subunit 19D																				
	SUCCESSFUL	12	33.33	0	0.00	1	2.78	0	0.00	19	52.78	0	0.00	0	0.00	1	2.78	3	8.33	36
	UNSUCCESSFUL	n/a	n/a	n/a	n/a	n/a	n/a	n/a	n/a	n/a	n/a	n/a	n/a	n/a	n/a	n/a	n/a	n/a	n/a	n/a
	TOTAL	12	33.33	0	0.00	1	2.78	0	0.00	19	52.78	0	0.00	0	0.00	1	2.78	3	8.33	36
TOTAL UNIT																				
	SUCCESSFUL	55	30.05	2	1.09	2	1.09	0	0.00	80	43.72	0	0.00	0	0.00	41	22.40	3	1.64	183
	UNSUCCESSFUL	n/a	n/a	n/a	n/a	n/a	n/a	n/a	n/a	n/a	n/a	n/a	n/a	n/a	n/a	n/a	n/a	n/a	n/a	n/a
	TOTAL	55	30.05	2	1.09	2	1.09	0	0.00	80	43.72	0	0.00	0	0.00	41	22.40	3	1.64	183
Unit 20																				
Unit/Subunit 20A																				
	SUCCESSFUL	41	61.19	2	2.99	0	0.00	0	0.00	22	32.84	0	0.00	2	2.99	0	0.00	0	0.00	67
	UNSUCCESSFUL	n/a	n/a	n/a	n/a	n/a	n/a	n/a	n/a	n/a	n/a	n/a	n/a	n/a	n/a	n/a	n/a	n/a	n/a	n/a
	TOTAL	41	61.19	2	2.99	0	0.00	0	0.00	22	32.84	0	0.00	2	2.99	0	0.00	0	0.00	67

Transportation data reflects mode each hunter used to get to where they started walking

1994-95 TRANSPORTATION METHODS BY SPECIES: WOLF

UNIT	SUCCESS	AIRPLANE NUMBER	AIRPLANE %	HORSE/ DOG TEAM NUMBER	HORSE/ DOG TEAM %	BOAT NUMBER	BOAT %	3-OR-4 WHEELER NUMBER	3-OR-4 WHEELER %	SNOWMACHINE NUMBER	SNOWMACHINE %	OFF ROAD VEHICLE NUMBER	OFF ROAD VEHICLE %	HIGHWAY VEHICLE NUMBER	HIGHWAY VEHICLE %	WALKING NUMBER	WALKING %	UNKNOWN NUMBER	UNKNOWN %	TOTAL NUMBER
Unit 20																				
Unit/Subunit 20B																				
	SUCCESSFUL	8	16.00	0	0.00	1	2.00	1	2.00	32	64.00	0	0.00	7	14.00	0	0.00	1	2.00	50
	UNSUCCESSFUL	n/a	n/a	n/a	n/a	n/a	n/a	n/a	n/a	n/a	n/a	n/a	n/a	n/a	n/a	n/a	n/a	n/a	n/a	n/a
	TOTAL	8	16.00	0	0.00	1	2.00	1	2.00	32	64.00	0	0.00	7	14.00	0	0.00	1	2.00	50
Unit/Subunit 20C																				
	SUCCESSFUL	3	27.27	3	27.27	1	9.09	0	0.00	3	27.27	0	0.00	1	9.09	0	0.00	0	0.00	11
	UNSUCCESSFUL	n/a	n/a	n/a	n/a	n/a	n/a	n/a	n/a	n/a	n/a	n/a	n/a	n/a	n/a	n/a	n/a	n/a	n/a	n/a
	TOTAL	3	27.27	3	27.27	1	9.09	0	0.00	3	27.27	0	0.00	1	9.09	0	0.00	0	0.00	11
Unit/Subunit 20D																				
	SUCCESSFUL	0	0.00	0	0.00	0	0.00	0	0.00	17	68.00	0	0.00	6	24.00	1	4.00	1	4.00	25
	UNSUCCESSFUL	n/a	n/a	n/a	n/a	n/a	n/a	n/a	n/a	n/a	n/a	n/a	n/a	n/a	n/a	n/a	n/a	n/a	n/a	n/a
	TOTAL	0	0.00	0	0.00	0	0.00	0	0.00	17	68.00	0	0.00	6	24.00	1	4.00	1	4.00	25
Unit/Subunit 20E																				
	SUCCESSFUL	14	35.90	0	0.00	1	2.56	0	0.00	22	56.41	0	0.00	2	5.13	0	0.00	0	0.00	39
	UNSUCCESSFUL	n/a	n/a	n/a	n/a	n/a	n/a	n/a	n/a	n/a	n/a	n/a	n/a	n/a	n/a	n/a	n/a	n/a	n/a	n/a
	TOTAL	14	35.90	0	0.00	1	2.56	0	0.00	22	56.41	0	0.00	2	5.13	0	0.00	0	0.00	39
Unit/Subunit 20F																				
	SUCCESSFUL	5	71.43	1	14.29	0	0.00	0	0.00	1	14.29	0	0.00	0	0.00	0	0.00	0	0.00	7
	UNSUCCESSFUL	n/a	n/a	n/a	n/a	n/a	n/a	n/a	n/a	n/a	n/a	n/a	n/a	n/a	n/a	n/a	n/a	n/a	n/a	n/a
	TOTAL	5	71.43	1	14.29	0	0.00	0	0.00	1	14.29	0	0.00	0	0.00	0	0.00	0	0.00	7
TOTAL UNIT																				
	SUCCESSFUL	71	35.68	6	3.02	3	1.51	1	0.50	97	48.74	0	0.00	18	9.05	1	0.50	2	1.01	199
	UNSUCCESSFUL	n/a	n/a	n/a	n/a	n/a	n/a	n/a	n/a	n/a	n/a	n/a	n/a	n/a	n/a	n/a	n/a	n/a	n/a	n/a
	TOTAL	71	35.68	6	3.02	3	1.51	1	0.50	97	48.74	0	0.00	18	9.05	1	0.50	2	1.01	199
Unit 21																				
Unit/Subunit 21A																				
	SUCCESSFUL	3	33.33	0	0.00	0	0.00	0	0.00	2	22.22	0	0.00	0	0.00	4	44.44	0	0.00	9
	UNSUCCESSFUL	n/a	n/a	n/a	n/a	n/a	n/a	n/a	n/a	n/a	n/a	n/a	n/a	n/a	n/a	n/a	n/a	n/a	n/a	n/a
	TOTAL	3	33.33	0	0.00	0	0.00	0	0.00	2	22.22	0	0.00	0	0.00	4	44.44	0	0.00	9
Unit/Subunit 21B																				
	SUCCESSFUL	0	0.00	0	0.00	0	0.00	0	0.00	0	0.00	0	0.00	0	0.00	0	0.00	4	100.00	4
	UNSUCCESSFUL	n/a	n/a	n/a	n/a	n/a	n/a	n/a	n/a	n/a	n/a	n/a	n/a	n/a	n/a	n/a	n/a	n/a	n/a	n/a
	TOTAL	0	0.00	0	0.00	0	0.00	0	0.00	0	0.00	0	0.00	0	0.00	0	0.00	4	100.00	4
Unit/Subunit 21C																				
	SUCCESSFUL	7	63.64	0	0.00	0	0.00	0	0.00	0	0.00	0	0.00	0	0.00	0	0.00	4	36.36	11
	UNSUCCESSFUL	n/a	n/a	n/a	n/a	n/a	n/a	n/a	n/a	n/a	n/a	n/a	n/a	n/a	n/a	n/a	n/a	n/a	n/a	n/a
	TOTAL	7	63.64	0	0.00	0	0.00	0	0.00	0	0.00	0	0.00	0	0.00	0	0.00	4	36.36	11
Unit/Subunit 21D																				
	SUCCESSFUL	0	0.00	0	0.00	2	10.00	0	0.00	18	90.00	0	0.00	0	0.00	0	0.00	0	0.00	20
	UNSUCCESSFUL	n/a	n/a	n/a	n/a	n/a	n/a	n/a	n/a	n/a	n/a	n/a	n/a	n/a	n/a	n/a	n/a	n/a	n/a	n/a
	TOTAL	0	0.00	0	0.00	2	10.00	0	0.00	18	90.00	0	0.00	0	0.00	0	0.00	0	0.00	20

Transportation data reflects mode each hunter used to get to where they started walking

1994-95 TRANSPORTATION METHODS BY SPECIES: WOLF

UNIT	SUCCESS	AIRPLANE NUMBER	AIRPLANE %	HORSE/ DOG TEAM NUMBER	HORSE/ DOG TEAM %	BOAT NUMBER	BOAT %	3-OR-4 WHEELER NUMBER	3-OR-4 WHEELER %	SNOWMACHINE NUMBER	SNOWMACHINE %	OFF ROAD VEHICLE NUMBER	OFF ROAD VEHICLE %	HIGHWAY VEHICLE NUMBER	HIGHWAY VEHICLE %	WALKING NUMBER	WALKING %	UNKNOWN NUMBER	UNKNOWN %	TOTAL NUMBER
Unit 21																				
Unit/Subunit 21E																				
	SUCCESSFUL	5	11.63	0	0.00	0	0.00	0	0.00	32	74.42	0	0.00	0	0.00	6	13.95	0	0.00	43
	UNSUCCESSFUL	n/a	n/a	n/a	n/a	n/a	n/a	n/a	n/a	n/a	n/a	n/a	n/a	n/a	n/a	n/a	n/a	n/a	n/a	n/a
	TOTAL	5	11.63	0	0.00	0	0.00	0	0.00	32	74.42	0	0.00	0	0.00	6	13.95	0	0.00	43
TOTAL UNIT																				
	SUCCESSFUL	15	17.24	0	0.00	2	2.30	0	0.00	52	59.77	0	0.00	0	0.00	10	11.49	8	9.20	87
	UNSUCCESSFUL	n/a	n/a	n/a	n/a	n/a	n/a	n/a	n/a	n/a	n/a	n/a	n/a	n/a	n/a	n/a	n/a	n/a	n/a	n/a
	TOTAL	15	17.24	0	0.00	2	2.30	0	0.00	52	59.77	0	0.00	0	0.00	10	11.49	8	9.20	87
Unit 22																				
Unit/Subunit 22A																				
	SUCCESSFUL	0	0.00	0	0.00	0	0.00	0	0.00	13	100.00	0	0.00	0	0.00	0	0.00	0	0.00	13
	UNSUCCESSFUL	n/a	n/a	n/a	n/a	n/a	n/a	n/a	n/a	n/a	n/a	n/a	n/a	n/a	n/a	n/a	n/a	n/a	n/a	n/a
	TOTAL	0	0.00	0	0.00	0	0.00	0	0.00	13	100.00	0	0.00	0	0.00	0	0.00	0	0.00	13
Unit/Subunit 22B																				
	SUCCESSFUL	0	0.00	0	0.00	1	9.09	0	0.00	10	90.91	0	0.00	0	0.00	0	0.00	0	0.00	11
	UNSUCCESSFUL	n/a	n/a	n/a	n/a	n/a	n/a	n/a	n/a	n/a	n/a	n/a	n/a	n/a	n/a	n/a	n/a	n/a	n/a	n/a
	TOTAL	0	0.00	0	0.00	1	9.09	0	0.00	10	90.91	0	0.00	0	0.00	0	0.00	0	0.00	11
Unit/Subunit 22C																				
	SUCCESSFUL	0	0.00	0	0.00	0	0.00	0	0.00	1	50.00	0	0.00	1	50.00	0	0.00	0	0.00	2
	UNSUCCESSFUL	n/a	n/a	n/a	n/a	n/a	n/a	n/a	n/a	n/a	n/a	n/a	n/a	n/a	n/a	n/a	n/a	n/a	n/a	n/a
	TOTAL	0	0.00	0	0.00	0	0.00	0	0.00	1	50.00	0	0.00	1	50.00	0	0.00	0	0.00	2
TOTAL UNIT																				
	SUCCESSFUL	0	0.00	0	0.00	1	3.85	0	0.00	24	92.31	0	0.00	1	3.85	0	0.00	0	0.00	26
	UNSUCCESSFUL	n/a	n/a	n/a	n/a	n/a	n/a	n/a	n/a	n/a	n/a	n/a	n/a	n/a	n/a	n/a	n/a	n/a	n/a	n/a
	TOTAL	0	0.00	0	0.00	1	3.85	0	0.00	24	92.31	0	0.00	1	3.85	0	0.00	0	0.00	26
Unit 23																				
TOTAL UNIT																				
	SUCCESSFUL	1	5.00	0	0.00	0	0.00	0	0.00	19	95.00	0	0.00	0	0.00	0	0.00	0	0.00	20
	UNSUCCESSFUL	n/a	n/a	n/a	n/a	n/a	n/a	n/a	n/a	n/a	n/a	n/a	n/a	n/a	n/a	n/a	n/a	n/a	n/a	n/a
	TOTAL	1	5.00	0	0.00	0	0.00	0	0.00	19	95.00	0	0.00	0	0.00	0	0.00	0	0.00	20
Unit 24																				
TOTAL UNIT																				
	SUCCESSFUL	14	15.91	0	0.00	5	5.68	1	1.14	64	72.73	0	0.00	3	3.41	0	0.00	1	1.14	88
	UNSUCCESSFUL	n/a	n/a	n/a	n/a	n/a	n/a	n/a	n/a	n/a	n/a	n/a	n/a	n/a	n/a	n/a	n/a	n/a	n/a	n/a
	TOTAL	14	15.91	0	0.00	5	5.68	1	1.14	64	72.73	0	0.00	3	3.41	0	0.00	1	1.14	88

Transportation data reflects mode each hunter used to get to where they started walking

1994-95 TRANSPORTATION METHODS BY SPECIES: WOLF

UNIT	SUCCESS	AIRPLANE NUMBER	AIRPLANE %	HORSE/ DOG TEAM NUMBER	HORSE/ DOG TEAM %	BOAT NUMBER	BOAT %	3-OR-4 WHEELER NUMBER	3-OR-4 WHEELER %	SNOWMACHINE NUMBER	SNOWMACHINE %	OFF ROAD VEHICLE NUMBER	OFF ROAD VEHICLE %	HIGHWAY VEHICLE NUMBER	HIGHWAY VEHICLE %	WALKING NUMBER	WALKING %	UNKNOWN NUMBER	UNKNOWN %	TOTAL NUMBER
Unit 25																				
Unit/Subunit 25A																				
	SUCCESSFUL	4	23.53	0	0.00	0	0.00	0	0.00	13	76.47	0	0.00	0	0.00	0	0.00	0	0.00	17
	UNSUCCESSFUL	n/a	n/a	n/a	n/a	n/a	n/a	n/a	n/a	n/a	n/a	n/a	n/a	n/a	n/a	n/a	n/a	n/a	n/a	n/a
	TOTAL	4	23.53	0	0.00	0	0.00	0	0.00	13	76.47	0	0.00	0	0.00	0	0.00	0	0.00	17
Unit/Subunit 25B																				
	SUCCESSFUL	0	0.00	1	6.67	0	0.00	0	0.00	11	73.33	0	0.00	0	0.00	3	20.00	0	0.00	15
	UNSUCCESSFUL	n/a	n/a	n/a	n/a	n/a	n/a	n/a	n/a	n/a	n/a	n/a	n/a	n/a	n/a	n/a	n/a	n/a	n/a	n/a
	TOTAL	0	0.00	1	6.67	0	0.00	0	0.00	11	73.33	0	0.00	0	0.00	3	20.00	0	0.00	15
Unit/Subunit 25C																				
	SUCCESSFUL	0	0.00	0	0.00	1	7.69	0	0.00	11	84.62	0	0.00	1	7.69	0	0.00	0	0.00	13
	UNSUCCESSFUL	n/a	n/a	n/a	n/a	n/a	n/a	n/a	n/a	n/a	n/a	n/a	n/a	n/a	n/a	n/a	n/a	n/a	n/a	n/a
	TOTAL	0	0.00	0	0.00	1	7.69	0	0.00	11	84.62	0	0.00	1	7.69	0	0.00	0	0.00	13
Unit/Subunit 25D																				
	SUCCESSFUL	3	9.38	0	0.00	0	0.00	0	0.00	29	90.63	0	0.00	0	0.00	0	0.00	0	0.00	32
	UNSUCCESSFUL	n/a	n/a	n/a	n/a	n/a	n/a	n/a	n/a	n/a	n/a	n/a	n/a	n/a	n/a	n/a	n/a	n/a	n/a	n/a
	TOTAL	3	9.38	0	0.00	0	0.00	0	0.00	29	90.63	0	0.00	0	0.00	0	0.00	0	0.00	32
TOTAL UNIT																				
	SUCCESSFUL	7	9.09	1	1.30	1	1.30	0	0.00	64	83.12	0	0.00	1	1.30	3	3.90	0	0.00	77
	UNSUCCESSFUL	n/a	n/a	n/a	n/a	n/a	n/a	n/a	n/a	n/a	n/a	n/a	n/a	n/a	n/a	n/a	n/a	n/a	n/a	n/a
	TOTAL	7	9.09	1	1.30	1	1.30	0	0.00	64	83.12	0	0.00	1	1.30	3	3.90	0	0.00	77
Unit 26																				
Unit/Subunit 26A																				
	SUCCESSFUL	10	21.74	0	0.00	0	0.00	0	0.00	35	76.09	0	0.00	0	0.00	1	2.17	0	0.00	46
	UNSUCCESSFUL	n/a	n/a	n/a	n/a	n/a	n/a	n/a	n/a	n/a	n/a	n/a	n/a	n/a	n/a	n/a	n/a	n/a	n/a	n/a
	TOTAL	10	21.74	0	0.00	0	0.00	0	0.00	35	76.09	0	0.00	0	0.00	1	2.17	0	0.00	46
Unit/Subunit 26B																				
	SUCCESSFUL	6	33.33	0	0.00	1	5.56	0	0.00	1	5.56	0	0.00	9	50.00	1	5.56	0	0.00	18
	UNSUCCESSFUL	n/a	n/a	n/a	n/a	n/a	n/a	n/a	n/a	n/a	n/a	n/a	n/a	n/a	n/a	n/a	n/a	n/a	n/a	n/a
	TOTAL	6	33.33	0	0.00	1	5.56	0	0.00	1	5.56	0	0.00	9	50.00	1	5.56	0	0.00	18
Unit/Subunit 26C																				
	SUCCESSFUL	3	60.00	0	0.00	0	0.00	0	0.00	2	40.00	0	0.00	0	0.00	0	0.00	0	0.00	5
	UNSUCCESSFUL	n/a	n/a	n/a	n/a	n/a	n/a	n/a	n/a	n/a	n/a	n/a	n/a	n/a	n/a	n/a	n/a	n/a	n/a	n/a
	TOTAL	3	60.00	0	0.00	0	0.00	0	0.00	2	40.00	0	0.00	0	0.00	0	0.00	0	0.00	5
TOTAL UNIT																				
	SUCCESSFUL	19	27.54	0	0.00	1	1.45	0	0.00	38	55.07	0	0.00	9	13.04	2	2.90	0	0.00	69
	UNSUCCESSFUL	n/a	n/a	n/a	n/a	n/a	n/a	n/a	n/a	n/a	n/a	n/a	n/a	n/a	n/a	n/a	n/a	n/a	n/a	n/a
	TOTAL	19	27.54	0	0.00	1	1.45	0	0.00	38	55.07	0	0.00	9	13.04	2	2.90	0	0.00	69
TOTAL STATEWIDE																				
	SUCCESSFUL	255	19.10	17	1.27	178	13.33	13	0.97	653	48.91	4	0.30	91	6.82	105	7.87	19	1.42	1335
	UNSUCCESSFUL	n/a	n/a	n/a	n/a	n/a	n/a	n/a	n/a	n/a	n/a	n/a	n/a	n/a	n/a	n/a	n/a	n/a	n/a	n/a
	TOTAL	255	19.10	17	1.27	178	13.33	13	0.97	653	48.91	4	0.30	91	6.82	105	7.87	19	1.42	1335

Transportation data reflects mode each hunter used to get to where they started walking

1994-95 TRANSPORTATION METHODS BY SPECIES: WOLVERINE

UNIT	SUCCESS	AIRPLANE NUMBER	%	HORSE/ DOG TEAM NUMBER	%	BOAT NUMBER	%	3-OR-4 WHEELER NUMBER	%	SNOWMACHINE NUMBER	%	OFF ROAD VEHICLE NUMBER	%	HIGHWAY VEHICLE NUMBER	%	WALKING NUMBER	%	UNKNOWN NUMBER	%	TOTAL NUMBER
Unit 01																				
Unit/Subunit 01A																				
	SUCCESSFUL	0	0.00	0	0.00	5	100.00	0	0.00	0	0.00	0	0.00	0	0.00	0	0.00	0	0.00	5
	UNSUCCESSFUL	n/a	n/a	n/a	n/a	n/a	n/a	n/a	n/a	n/a	n/a	n/a	n/a	n/a	n/a	n/a	n/a	n/a	n/a	n/a
	TOTAL	0	0.00	0	0.00	5	100.00	0	0.00	0	0.00	0	0.00	0	0.00	0	0.00	0	0.00	5
Unit/Subunit 01B																				
	SUCCESSFUL	0	0.00	0	0.00	7	87.50	0	0.00	1	12.50	0	0.00	0	0.00	0	0.00	0	0.00	8
	UNSUCCESSFUL	n/a	n/a	n/a	n/a	n/a	n/a	n/a	n/a	n/a	n/a	n/a	n/a	n/a	n/a	n/a	n/a	n/a	n/a	n/a
	TOTAL	0	0.00	0	0.00	7	87.50	0	0.00	1	12.50	0	0.00	0	0.00	0	0.00	0	0.00	8
Unit/Subunit 01C																				
	SUCCESSFUL	0	0.00	0	0.00	2	22.22	0	0.00	1	11.11	0	0.00	1	11.11	5	55.56	0	0.00	9
	UNSUCCESSFUL	n/a	n/a	n/a	n/a	n/a	n/a	n/a	n/a	n/a	n/a	n/a	n/a	n/a	n/a	n/a	n/a	n/a	n/a	n/a
	TOTAL	0	0.00	0	0.00	2	22.22	0	0.00	1	11.11	0	0.00	1	11.11	5	55.56	0	0.00	9
Unit/Subunit 01D																				
	SUCCESSFUL	0	0.00	0	0.00	0	0.00	0	0.00	1	25.00	0	0.00	0	0.00	3	75.00	0	0.00	4
	UNSUCCESSFUL	n/a	n/a	n/a	n/a	n/a	n/a	n/a	n/a	n/a	n/a	n/a	n/a	n/a	n/a	n/a	n/a	n/a	n/a	n/a
	TOTAL	0	0.00	0	0.00	0	0.00	0	0.00	1	25.00	0	0.00	0	0.00	3	75.00	0	0.00	4
TOTAL UNIT																				
	SUCCESSFUL	0	0.00	0	0.00	14	53.85	0	0.00	3	11.54	0	0.00	1	3.85	8	30.77	0	0.00	26
	UNSUCCESSFUL	n/a	n/a	n/a	n/a	n/a	n/a	n/a	n/a	n/a	n/a	n/a	n/a	n/a	n/a	n/a	n/a	n/a	n/a	n/a
	TOTAL	0	0.00	0	0.00	14	53.85	0	0.00	3	11.54	0	0.00	1	3.85	8	30.77	0	0.00	26
Unit 03																				
TOTAL UNIT																				
	SUCCESSFUL	0	0.00	0	0.00	1	100.00	0	0.00	0	0.00	0	0.00	0	0.00	0	0.00	0	0.00	1
	UNSUCCESSFUL	n/a	n/a	n/a	n/a	n/a	n/a	n/a	n/a	n/a	n/a	n/a	n/a	n/a	n/a	n/a	n/a	n/a	n/a	n/a
	TOTAL	0	0.00	0	0.00	1	100.00	0	0.00	0	0.00	0	0.00	0	0.00	0	0.00	0	0.00	1
Unit 05																				
Unit/Subunit 05A																				
	SUCCESSFUL	2	22.22	0	0.00	5	55.56	0	0.00	2	22.22	0	0.00	0	0.00	0	0.00	0	0.00	9
	UNSUCCESSFUL	n/a	n/a	n/a	n/a	n/a	n/a	n/a	n/a	n/a	n/a	n/a	n/a	n/a	n/a	n/a	n/a	n/a	n/a	n/a
	TOTAL	2	22.22	0	0.00	5	55.56	0	0.00	2	22.22	0	0.00	0	0.00	0	0.00	0	0.00	9
TOTAL UNIT																				
	SUCCESSFUL	2	22.22	0	0.00	5	55.56	0	0.00	2	22.22	0	0.00	0	0.00	0	0.00	0	0.00	9
	UNSUCCESSFUL	n/a	n/a	n/a	n/a	n/a	n/a	n/a	n/a	n/a	n/a	n/a	n/a	n/a	n/a	n/a	n/a	n/a	n/a	n/a
	TOTAL	2	22.22	0	0.00	5	55.56	0	0.00	2	22.22	0	0.00	0	0.00	0	0.00	0	0.00	9

Transportation data reflects mode each hunter used to get to where they started walking

1994-95 TRANSPORTATION METHODS BY SPECIES: WOLVERINE

UNIT	SUCCESS	AIRPLANE NUMBER	%	HORSE/ DOG TEAM NUMBER	%	BOAT NUMBER	%	3-OR-4 WHEELER NUMBER	%	SNOWMACHINE NUMBER	%	OFF ROAD VEHICLE NUMBER	%	HIGHWAY VEHICLE NUMBER	%	WALKING NUMBER	%	UNKNOWN NUMBER	%	TOTAL NUMBER
Unit 06																				
Unit/Subunit 06C																				
	SUCCESSFUL	0	0.00	0	0.00	0	0.00	0	0.00	4	44.44	0	0.00	5	55.56	0	0.00	0	0.00	9
	UNSUCCESSFUL	n/a	n/a	n/a	n/a	n/a	n/a	n/a	n/a	n/a	n/a	n/a	n/a	n/a	n/a	n/a	n/a	n/a	n/a	n/a
	TOTAL	0	0.00	0	0.00	0	0.00	0	0.00	4	44.44	0	0.00	5	55.56	0	0.00	0	0.00	9
Unit/Subunit 06D																				
	SUCCESSFUL	1	10.00	0	0.00	1	10.00	0	0.00	8	80.00	0	0.00	0	0.00	0	0.00	0	0.00	10
	UNSUCCESSFUL	n/a	n/a	n/a	n/a	n/a	n/a	n/a	n/a	n/a	n/a	n/a	n/a	n/a	n/a	n/a	n/a	n/a	n/a	n/a
	TOTAL	1	10.00	0	0.00	1	10.00	0	0.00	8	80.00	0	0.00	0	0.00	0	0.00	0	0.00	10
TOTAL UNIT																				
	SUCCESSFUL	1	5.26	0	0.00	1	5.26	0	0.00	12	63.16	0	0.00	5	26.32	0	0.00	0	0.00	19
	UNSUCCESSFUL	n/a	n/a	n/a	n/a	n/a	n/a	n/a	n/a	n/a	n/a	n/a	n/a	n/a	n/a	n/a	n/a	n/a	n/a	n/a
	TOTAL	1	5.26	0	0.00	1	5.26	0	0.00	12	63.16	0	0.00	5	26.32	0	0.00	0	0.00	19
Unit 07																				
TOTAL UNIT																				
	SUCCESSFUL	0	0.00	0	0.00	0	0.00	0	0.00	8	61.54	0	0.00	0	0.00	3	23.08	2	15.38	13
	UNSUCCESSFUL	n/a	n/a	n/a	n/a	n/a	n/a	n/a	n/a	n/a	n/a	n/a	n/a	n/a	n/a	n/a	n/a	n/a	n/a	n/a
	TOTAL	0	0.00	0	0.00	0	0.00	0	0.00	8	61.54	0	0.00	0	0.00	3	23.08	2	15.38	13
Unit 09																				
Unit/Subunit 09A																				
	SUCCESSFUL	4	44.44	0	0.00	0	0.00	0	0.00	4	44.44	0	0.00	0	0.00	1	11.11	0	0.00	9
	UNSUCCESSFUL	n/a	n/a	n/a	n/a	n/a	n/a	n/a	n/a	n/a	n/a	n/a	n/a	n/a	n/a	n/a	n/a	n/a	n/a	n/a
	TOTAL	4	44.44	0	0.00	0	0.00	0	0.00	4	44.44	0	0.00	0	0.00	1	11.11	0	0.00	9
Unit/Subunit 09B																				
	SUCCESSFUL	4	13.79	0	0.00	3	10.34	0	0.00	22	75.86	0	0.00	0	0.00	0	0.00	0	0.00	29
	UNSUCCESSFUL	n/a	n/a	n/a	n/a	n/a	n/a	n/a	n/a	n/a	n/a	n/a	n/a	n/a	n/a	n/a	n/a	n/a	n/a	n/a
	TOTAL	4	13.79	0	0.00	3	10.34	0	0.00	22	75.86	0	0.00	0	0.00	0	0.00	0	0.00	29
Unit/Subunit 09C																				
	SUCCESSFUL	0	0.00	0	0.00	0	0.00	0	0.00	3	13.64	1	4.55	5	22.73	0	0.00	13	59.09	22
	UNSUCCESSFUL	n/a	n/a	n/a	n/a	n/a	n/a	n/a	n/a	n/a	n/a	n/a	n/a	n/a	n/a	n/a	n/a	n/a	n/a	n/a
	TOTAL	0	0.00	0	0.00	0	0.00	0	0.00	3	13.64	1	4.55	5	22.73	0	0.00	13	59.09	22
Unit/Subunit 09D																				
	SUCCESSFUL	0	0.00	0	0.00	0	0.00	1	100.00	0	0.00	0	0.00	0	0.00	0	0.00	0	0.00	1
	UNSUCCESSFUL	n/a	n/a	n/a	n/a	n/a	n/a	n/a	n/a	n/a	n/a	n/a	n/a	n/a	n/a	n/a	n/a	n/a	n/a	n/a
	TOTAL	0	0.00	0	0.00	0	0.00	1	100.00	0	0.00	0	0.00	0	0.00	0	0.00	0	0.00	1
Unit/Subunit 09E																				
	SUCCESSFUL	2	25.00	0	0.00	0	0.00	0	0.00	3	37.50	0	0.00	0	0.00	3	37.50	0	0.00	8
	UNSUCCESSFUL	n/a	n/a	n/a	n/a	n/a	n/a	n/a	n/a	n/a	n/a	n/a	n/a	n/a	n/a	n/a	n/a	n/a	n/a	n/a
	TOTAL	2	25.00	0	0.00	0	0.00	0	0.00	3	37.50	0	0.00	0	0.00	3	37.50	0	0.00	8

Transportation data reflects mode each hunter used to get to where they started walking

1994-95 TRANSPORTATION METHODS BY SPECIES: WOLVERINE

UNIT	SUCCESS	AIRPLANE NUMBER	AIRPLANE %	HORSE/ DOG TEAM NUMBER	HORSE/ DOG TEAM %	BOAT NUMBER	BOAT %	3-OR-4 WHEELER NUMBER	3-OR-4 WHEELER %	SNOWMACHINE NUMBER	SNOWMACHINE %	OFF ROAD VEHICLE NUMBER	OFF ROAD VEHICLE %	HIGHWAY VEHICLE NUMBER	HIGHWAY VEHICLE %	WALKING NUMBER	WALKING %	UNKNOWN NUMBER	UNKNOWN %	TOTAL NUMBER
Unit 09																				
TOTAL UNIT																				
	SUCCESSFUL	10	14.49	0	0.00	3	4.35	1	1.45	32	46.38	1	1.45	5	7.25	4	5.80	13	18.84	69
	UNSUCCESSFUL	n/a	n/a	n/a	n/a	n/a	n/a	n/a	n/a	n/a	n/a	n/a	n/a	n/a	n/a	n/a	n/a	n/a	n/a	n/a
	TOTAL	10	14.49	0	0.00	3	4.35	1	1.45	32	46.38	1	1.45	5	7.25	4	5.80	13	18.84	69
Unit 11																				
TOTAL UNIT																				
	SUCCESSFUL	0	0.00	4	36.36	0	0.00	0	0.00	7	63.64	0	0.00	0	0.00	0	0.00	0	0.00	11
	UNSUCCESSFUL	n/a	n/a	n/a	n/a	n/a	n/a	n/a	n/a	n/a	n/a	n/a	n/a	n/a	n/a	n/a	n/a	n/a	n/a	n/a
	TOTAL	0	0.00	4	36.36	0	0.00	0	0.00	7	63.64	0	0.00	0	0.00	0	0.00	0	0.00	11
Unit 12																				
TOTAL UNIT																				
	SUCCESSFUL	2	9.52	0	0.00	0	0.00	0	0.00	19	90.48	0	0.00	0	0.00	0	0.00	0	0.00	21
	UNSUCCESSFUL	n/a	n/a	n/a	n/a	n/a	n/a	n/a	n/a	n/a	n/a	n/a	n/a	n/a	n/a	n/a	n/a	n/a	n/a	n/a
	TOTAL	2	9.52	0	0.00	0	0.00	0	0.00	19	90.48	0	0.00	0	0.00	0	0.00	0	0.00	21
Unit 13																				
Unit/Subunit 13A																				
	SUCCESSFUL	0	0.00	0	0.00	0	0.00	0	0.00	6	100.00	0	0.00	0	0.00	0	0.00	0	0.00	6
	UNSUCCESSFUL	n/a	n/a	n/a	n/a	n/a	n/a	n/a	n/a	n/a	n/a	n/a	n/a	n/a	n/a	n/a	n/a	n/a	n/a	n/a
	TOTAL	0	0.00	0	0.00	0	0.00	0	0.00	6	100.00	0	0.00	0	0.00	0	0.00	0	0.00	6
Unit/Subunit 13B																				
	SUCCESSFUL	0	0.00	0	0.00	0	0.00	0	0.00	1	100.00	0	0.00	0	0.00	0	0.00	0	0.00	1
	UNSUCCESSFUL	n/a	n/a	n/a	n/a	n/a	n/a	n/a	n/a	n/a	n/a	n/a	n/a	n/a	n/a	n/a	n/a	n/a	n/a	n/a
	TOTAL	0	0.00	0	0.00	0	0.00	0	0.00	1	100.00	0	0.00	0	0.00	0	0.00	0	0.00	1
Unit/Subunit 13C																				
	SUCCESSFUL	0	0.00	0	0.00	0	0.00	0	0.00	1	100.00	0	0.00	0	0.00	0	0.00	0	0.00	1
	UNSUCCESSFUL	n/a	n/a	n/a	n/a	n/a	n/a	n/a	n/a	n/a	n/a	n/a	n/a	n/a	n/a	n/a	n/a	n/a	n/a	n/a
	TOTAL	0	0.00	0	0.00	0	0.00	0	0.00	1	100.00	0	0.00	0	0.00	0	0.00	0	0.00	1
Unit/Subunit 13D																				
	SUCCESSFUL	1	7.14	0	0.00	0	0.00	0	0.00	12	85.71	1	7.14	0	0.00	0	0.00	0	0.00	14
	UNSUCCESSFUL	n/a	n/a	n/a	n/a	n/a	n/a	n/a	n/a	n/a	n/a	n/a	n/a	n/a	n/a	n/a	n/a	n/a	n/a	n/a
	TOTAL	1	7.14	0	0.00	0	0.00	0	0.00	12	85.71	1	7.14	0	0.00	0	0.00	0	0.00	14
Unit/Subunit 13E																				
	SUCCESSFUL	1	7.69	0	0.00	0	0.00	1	7.69	9	69.23	0	0.00	0	0.00	2	15.38	0	0.00	13
	UNSUCCESSFUL	n/a	n/a	n/a	n/a	n/a	n/a	n/a	n/a	n/a	n/a	n/a	n/a	n/a	n/a	n/a	n/a	n/a	n/a	n/a
	TOTAL	1	7.69	0	0.00	0	0.00	1	7.69	9	69.23	0	0.00	0	0.00	2	15.38	0	0.00	13
TOTAL UNIT																				
	SUCCESSFUL	2	5.71	0	0.00	0	0.00	1	2.86	29	82.86	1	2.86	0	0.00	2	5.71	0	0.00	35
	UNSUCCESSFUL	n/a	n/a	n/a	n/a	n/a	n/a	n/a	n/a	n/a	n/a	n/a	n/a	n/a	n/a	n/a	n/a	n/a	n/a	n/a
	TOTAL	2	5.71	0	0.00	0	0.00	1	2.86	29	82.86	1	2.86	0	0.00	2	5.71	0	0.00	35

Transportation data reflects mode each hunter used to get to where they started walking

1994-95 TRANSPORTATION METHODS BY SPECIES: WOLVERINE

UNIT	SUCCESS	AIRPLANE NUMBER	%	HORSE/ DOG TEAM NUMBER	%	BOAT NUMBER	%	3-OR-4 WHEELER NUMBER	%	SNOWMACHINE NUMBER	%	OFF ROAD VEHICLE NUMBER	%	HIGHWAY VEHICLE NUMBER	%	WALKING NUMBER	%	UNKNOWN NUMBER	%	TOTAL NUMBER
Unit 14																				
Unit/Subunit 14A																				
	SUCCESSFUL	0	0.00	0	0.00	0	0.00	0	0.00	1	100.00	0	0.00	0	0.00	0	0.00	0	0.00	1
	UNSUCCESSFUL	n/a	n/a	n/a	n/a	n/a	n/a	n/a	n/a	n/a	n/a	n/a	n/a	n/a	n/a	n/a	n/a	n/a	n/a	n/a
	TOTAL	0	0.00	0	0.00	0	0.00	0	0.00	1	100.00	0	0.00	0	0.00	0	0.00	0	0.00	1
Unit/Subunit 14B																				
	SUCCESSFUL	1	33.33	1	33.33	0	0.00	0	0.00	1	33.33	0	0.00	0	0.00	0	0.00	0	0.00	3
	UNSUCCESSFUL	n/a	n/a	n/a	n/a	n/a	n/a	n/a	n/a	n/a	n/a	n/a	n/a	n/a	n/a	n/a	n/a	n/a	n/a	n/a
	TOTAL	1	33.33	1	33.33	0	0.00	0	0.00	1	33.33	0	0.00	0	0.00	0	0.00	0	0.00	3
Unit/Subunit 14C																				
	SUCCESSFUL	0	0.00	0	0.00	0	0.00	0	0.00	0	0.00	0	0.00	0	0.00	1	100.00	0	0.00	1
	UNSUCCESSFUL	n/a	n/a	n/a	n/a	n/a	n/a	n/a	n/a	n/a	n/a	n/a	n/a	n/a	n/a	n/a	n/a	n/a	n/a	n/a
	TOTAL	0	0.00	0	0.00	0	0.00	0	0.00	0	0.00	0	0.00	0	0.00	1	100.00	0	0.00	1
TOTAL UNIT																				
	SUCCESSFUL	1	20.00	1	20.00	0	0.00	0	0.00	2	40.00	0	0.00	0	0.00	1	20.00	0	0.00	5
	UNSUCCESSFUL	n/a	n/a	n/a	n/a	n/a	n/a	n/a	n/a	n/a	n/a	n/a	n/a	n/a	n/a	n/a	n/a	n/a	n/a	n/a
	TOTAL	1	20.00	1	20.00	0	0.00	0	0.00	2	40.00	0	0.00	0	0.00	1	20.00	0	0.00	5
Unit 15																				
Unit/Subunit 15B																				
	SUCCESSFUL	0	0.00	1	33.33	0	0.00	0	0.00	2	66.67	0	0.00	0	0.00	0	0.00	0	0.00	3
	UNSUCCESSFUL	n/a	n/a	n/a	n/a	n/a	n/a	n/a	n/a	n/a	n/a	n/a	n/a	n/a	n/a	n/a	n/a	n/a	n/a	n/a
	TOTAL	0	0.00	1	33.33	0	0.00	0	0.00	2	66.67	0	0.00	0	0.00	0	0.00	0	0.00	3
Unit/Subunit 15C																				
	SUCCESSFUL	0	0.00	1	11.11	0	0.00	0	0.00	8	88.89	0	0.00	0	0.00	0	0.00	0	0.00	9
	UNSUCCESSFUL	n/a	n/a	n/a	n/a	n/a	n/a	n/a	n/a	n/a	n/a	n/a	n/a	n/a	n/a	n/a	n/a	n/a	n/a	n/a
	TOTAL	0	0.00	1	11.11	0	0.00	0	0.00	8	88.89	0	0.00	0	0.00	0	0.00	0	0.00	9
TOTAL UNIT																				
	SUCCESSFUL	0	0.00	2	16.67	0	0.00	0	0.00	10	83.33	0	0.00	0	0.00	0	0.00	0	0.00	12
	UNSUCCESSFUL	n/a	n/a	n/a	n/a	n/a	n/a	n/a	n/a	n/a	n/a	n/a	n/a	n/a	n/a	n/a	n/a	n/a	n/a	n/a
	TOTAL	0	0.00	2	16.67	0	0.00	0	0.00	10	83.33	0	0.00	0	0.00	0	0.00	0	0.00	12
Unit 16																				
Unit/Subunit 16A																				
	SUCCESSFUL	1	16.67	0	0.00	0	0.00	0	0.00	5	83.33	0	0.00	0	0.00	0	0.00	0	0.00	6
	UNSUCCESSFUL	n/a	n/a	n/a	n/a	n/a	n/a	n/a	n/a	n/a	n/a	n/a	n/a	n/a	n/a	n/a	n/a	n/a	n/a	n/a
	TOTAL	1	16.67	0	0.00	0	0.00	0	0.00	5	83.33	0	0.00	0	0.00	0	0.00	0	0.00	6
Unit/Subunit 16B																				
	SUCCESSFUL	5	22.73	0	0.00	0	0.00	0	0.00	13	59.09	0	0.00	0	0.00	4	18.18	0	0.00	22
	UNSUCCESSFUL	n/a	n/a	n/a	n/a	n/a	n/a	n/a	n/a	n/a	n/a	n/a	n/a	n/a	n/a	n/a	n/a	n/a	n/a	n/a
	TOTAL	5	22.73	0	0.00	0	0.00	0	0.00	13	59.09	0	0.00	0	0.00	4	18.18	0	0.00	22
TOTAL UNIT																				
	SUCCESSFUL	6	21.43	0	0.00	0	0.00	0	0.00	18	64.29	0	0.00	0	0.00	4	14.29	0	0.00	28
	UNSUCCESSFUL	n/a	n/a	n/a	n/a	n/a	n/a	n/a	n/a	n/a	n/a	n/a	n/a	n/a	n/a	n/a	n/a	n/a	n/a	n/a
	TOTAL	6	21.43	0	0.00	0	0.00	0	0.00	18	64.29	0	0.00	0	0.00	4	14.29	0	0.00	28

Transportation data reflects mode each hunter used to get to where they started walking

1994-95 TRANSPORTATION METHODS BY SPECIES: WOLVERINE

UNIT	SUCCESS	AIRPLANE NUMBER	%	HORSE/ DOG TEAM NUMBER	%	BOAT NUMBER	%	3-OR-4 WHEELER NUMBER	%	SNOWMACHINE NUMBER	%	OFF ROAD VEHICLE NUMBER	%	HIGHWAY VEHICLE NUMBER	%	WALKING NUMBER	%	UNKNOWN NUMBER	%	TOTAL NUMBER
Unit 17																				
Unit/Subunit 17A																				
	SUCCESSFUL	0	0.00	0	0.00	0	0.00	0	0.00	4	100.00	0	0.00	0	0.00	0	0.00	0	0.00	4
	UNSUCCESSFUL	n/a	n/a	n/a	n/a	n/a	n/a	n/a	n/a	n/a	n/a	n/a	n/a	n/a	n/a	n/a	n/a	n/a	n/a	n/a
	TOTAL	0	0.00	0	0.00	0	0.00	0	0.00	4	100.00	0	0.00	0	0.00	0	0.00	0	0.00	4
Unit/Subunit 17B																				
	SUCCESSFUL	3	15.79	0	0.00	0	0.00	0	0.00	16	84.21	0	0.00	0	0.00	0	0.00	0	0.00	19
	UNSUCCESSFUL	n/a	n/a	n/a	n/a	n/a	n/a	n/a	n/a	n/a	n/a	n/a	n/a	n/a	n/a	n/a	n/a	n/a	n/a	n/a
	TOTAL	3	15.79	0	0.00	0	0.00	0	0.00	16	84.21	0	0.00	0	0.00	0	0.00	0	0.00	19
Unit/Subunit 17C																				
	SUCCESSFUL	0	0.00	0	0.00	0	0.00	0	0.00	4	100.00	0	0.00	0	0.00	0	0.00	0	0.00	4
	UNSUCCESSFUL	n/a	n/a	n/a	n/a	n/a	n/a	n/a	n/a	n/a	n/a	n/a	n/a	n/a	n/a	n/a	n/a	n/a	n/a	n/a
	TOTAL	0	0.00	0	0.00	0	0.00	0	0.00	4	100.00	0	0.00	0	0.00	0	0.00	0	0.00	4
TOTAL UNIT																				
	SUCCESSFUL	3	11.11	0	0.00	0	0.00	0	0.00	24	88.89	0	0.00	0	0.00	0	0.00	0	0.00	27
	UNSUCCESSFUL	n/a	n/a	n/a	n/a	n/a	n/a	n/a	n/a	n/a	n/a	n/a	n/a	n/a	n/a	n/a	n/a	n/a	n/a	n/a
	TOTAL	3	11.11	0	0.00	0	0.00	0	0.00	24	88.89	0	0.00	0	0.00	0	0.00	0	0.00	27
Unit 18																				
TOTAL UNIT																				
	SUCCESSFUL	0	0.00	0	0.00	0	0.00	0	0.00	4	100.00	0	0.00	0	0.00	0	0.00	0	0.00	4
	UNSUCCESSFUL	n/a	n/a	n/a	n/a	n/a	n/a	n/a	n/a	n/a	n/a	n/a	n/a	n/a	n/a	n/a	n/a	n/a	n/a	n/a
	TOTAL	0	0.00	0	0.00	0	0.00	0	0.00	4	100.00	0	0.00	0	0.00	0	0.00	0	0.00	4
Unit 19																				
Unit/Subunit 19A																				
	SUCCESSFUL	2	11.76	0	0.00	0	0.00	0	0.00	15	88.24	0	0.00	0	0.00	0	0.00	0	0.00	17
	UNSUCCESSFUL	n/a	n/a	n/a	n/a	n/a	n/a	n/a	n/a	n/a	n/a	n/a	n/a	n/a	n/a	n/a	n/a	n/a	n/a	n/a
	TOTAL	2	11.76	0	0.00	0	0.00	0	0.00	15	88.24	0	0.00	0	0.00	0	0.00	0	0.00	17
Unit/Subunit 19B																				
	SUCCESSFUL	10	20.83	0	0.00	0	0.00	0	0.00	38	79.17	0	0.00	0	0.00	0	0.00	0	0.00	48
	UNSUCCESSFUL	n/a	n/a	n/a	n/a	n/a	n/a	n/a	n/a	n/a	n/a	n/a	n/a	n/a	n/a	n/a	n/a	n/a	n/a	n/a
	TOTAL	10	20.83	0	0.00	0	0.00	0	0.00	38	79.17	0	0.00	0	0.00	0	0.00	0	0.00	48
Unit/Subunit 19C																				
	SUCCESSFUL	17	60.71	3	10.71	0	0.00	0	0.00	7	25.00	0	0.00	0	0.00	1	3.57	0	0.00	28
	UNSUCCESSFUL	n/a	n/a	n/a	n/a	n/a	n/a	n/a	n/a	n/a	n/a	n/a	n/a	n/a	n/a	n/a	n/a	n/a	n/a	n/a
	TOTAL	17	60.71	3	10.71	0	0.00	0	0.00	7	25.00	0	0.00	0	0.00	1	3.57	0	0.00	28
Unit/Subunit 19D																				
	SUCCESSFUL	4	33.33	0	0.00	0	0.00	0	0.00	8	66.67	0	0.00	0	0.00	0	0.00	0	0.00	12
	UNSUCCESSFUL	n/a	n/a	n/a	n/a	n/a	n/a	n/a	n/a	n/a	n/a	n/a	n/a	n/a	n/a	n/a	n/a	n/a	n/a	n/a
	TOTAL	4	33.33	0	0.00	0	0.00	0	0.00	8	66.67	0	0.00	0	0.00	0	0.00	0	0.00	12

Transportation data reflects mode each hunter used to get to where they started walking

1994-95 TRANSPORTATION METHODS BY SPECIES: WOLVERINE

UNIT	SUCCESS	AIRPLANE NUMBER	AIRPLANE %	HORSE/ DOG TEAM NUMBER	HORSE/ DOG TEAM %	BOAT NUMBER	BOAT %	3-OR-4 WHEELER NUMBER	3-OR-4 WHEELER %	SNOWMACHINE NUMBER	SNOWMACHINE %	OFF ROAD VEHICLE NUMBER	OFF ROAD VEHICLE %	HIGHWAY VEHICLE NUMBER	HIGHWAY VEHICLE %	WALKING NUMBER	WALKING %	UNKNOWN NUMBER	UNKNOWN %	TOTAL NUMBER
Unit 19																				
TOTAL UNIT																				
	SUCCESSFUL	33	31.43	3	2.86	0	0.00	0	0.00	68	64.76	0	0.00	0	0.00	1	0.95	0	0.00	105
	UNSUCCESSFUL	n/a	n/a	n/a	n/a	n/a	n/a	n/a	n/a	n/a	n/a	n/a	n/a	n/a	n/a	n/a	n/a	n/a	n/a	n/a
	TOTAL	33	31.43	3	2.86	0	0.00	0	0.00	68	64.76	0	0.00	0	0.00	1	0.95	0	0.00	105
Unit 20																				
Unit/Subunit 20A																				
	SUCCESSFUL	1	7.14	0	0.00	0	0.00	0	0.00	11	78.57	0	0.00	0	0.00	2	14.29	0	0.00	14
	UNSUCCESSFUL	n/a	n/a	n/a	n/a	n/a	n/a	n/a	n/a	n/a	n/a	n/a	n/a	n/a	n/a	n/a	n/a	n/a	n/a	n/a
	TOTAL	1	7.14	0	0.00	0	0.00	0	0.00	11	78.57	0	0.00	0	0.00	2	14.29	0	0.00	14
Unit/Subunit 20B																				
	SUCCESSFUL	0	0.00	1	20.00	0	0.00	0	0.00	4	80.00	0	0.00	0	0.00	0	0.00	0	0.00	5
	UNSUCCESSFUL	n/a	n/a	n/a	n/a	n/a	n/a	n/a	n/a	n/a	n/a	n/a	n/a	n/a	n/a	n/a	n/a	n/a	n/a	n/a
	TOTAL	0	0.00	1	20.00	0	0.00	0	0.00	4	80.00	0	0.00	0	0.00	0	0.00	0	0.00	5
Unit/Subunit 20C																				
	SUCCESSFUL	1	14.29	2	28.57	0	0.00	0	0.00	4	57.14	0	0.00	0	0.00	0	0.00	0	0.00	7
	UNSUCCESSFUL	n/a	n/a	n/a	n/a	n/a	n/a	n/a	n/a	n/a	n/a	n/a	n/a	n/a	n/a	n/a	n/a	n/a	n/a	n/a
	TOTAL	1	14.29	2	28.57	0	0.00	0	0.00	4	57.14	0	0.00	0	0.00	0	0.00	0	0.00	7
Unit/Subunit 20D																				
	SUCCESSFUL	2	16.67	1	8.33	0	0.00	0	0.00	9	75.00	0	0.00	0	0.00	0	0.00	0	0.00	12
	UNSUCCESSFUL	n/a	n/a	n/a	n/a	n/a	n/a	n/a	n/a	n/a	n/a	n/a	n/a	n/a	n/a	n/a	n/a	n/a	n/a	n/a
	TOTAL	2	16.67	1	8.33	0	0.00	0	0.00	9	75.00	0	0.00	0	0.00	0	0.00	0	0.00	12
Unit/Subunit 20E																				
	SUCCESSFUL	2	28.57	0	0.00	0	0.00	0	0.00	4	57.14	0	0.00	0	0.00	1	14.29	0	0.00	7
	UNSUCCESSFUL	n/a	n/a	n/a	n/a	n/a	n/a	n/a	n/a	n/a	n/a	n/a	n/a	n/a	n/a	n/a	n/a	n/a	n/a	n/a
	TOTAL	2	28.57	0	0.00	0	0.00	0	0.00	4	57.14	0	0.00	0	0.00	1	14.29	0	0.00	7
Unit/Subunit 20F																				
	SUCCESSFUL	0	0.00	3	75.00	0	0.00	0	0.00	1	25.00	0	0.00	0	0.00	0	0.00	0	0.00	4
	UNSUCCESSFUL	n/a	n/a	n/a	n/a	n/a	n/a	n/a	n/a	n/a	n/a	n/a	n/a	n/a	n/a	n/a	n/a	n/a	n/a	n/a
	TOTAL	0	0.00	3	75.00	0	0.00	0	0.00	1	25.00	0	0.00	0	0.00	0	0.00	0	0.00	4
TOTAL UNIT																				
	SUCCESSFUL	6	12.24	7	14.29	0	0.00	0	0.00	33	67.35	0	0.00	0	0.00	3	6.12	0	0.00	49
	UNSUCCESSFUL	n/a	n/a	n/a	n/a	n/a	n/a	n/a	n/a	n/a	n/a	n/a	n/a	n/a	n/a	n/a	n/a	n/a	n/a	n/a
	TOTAL	6	12.24	7	14.29	0	0.00	0	0.00	33	67.35	0	0.00	0	0.00	3	6.12	0	0.00	49
Unit 21																				
Unit/Subunit 21A																				
	SUCCESSFUL	0	0.00	1	25.00	0	0.00	0	0.00	3	75.00	0	0.00	0	0.00	0	0.00	0	0.00	4
	UNSUCCESSFUL	n/a	n/a	n/a	n/a	n/a	n/a	n/a	n/a	n/a	n/a	n/a	n/a	n/a	n/a	n/a	n/a	n/a	n/a	n/a
	TOTAL	0	0.00	1	25.00	0	0.00	0	0.00	3	75.00	0	0.00	0	0.00	0	0.00	0	0.00	4
Unit/Subunit 21B																				
	SUCCESSFUL	0	0.00	0	0.00	0	0.00	0	0.00	1	100.00	0	0.00	0	0.00	0	0.00	0	0.00	1
	UNSUCCESSFUL	n/a	n/a	n/a	n/a	n/a	n/a	n/a	n/a	n/a	n/a	n/a	n/a	n/a	n/a	n/a	n/a	n/a	n/a	n/a
	TOTAL	0	0.00	0	0.00	0	0.00	0	0.00	1	100.00	0	0.00	0	0.00	0	0.00	0	0.00	1

Transportation data reflects mode each hunter used to get to where they started walking

1994-95 TRANSPORTATION METHODS BY SPECIES: WOLVERINE

UNIT	SUCCESS	AIRPLANE NUMBER	AIRPLANE %	HORSE/ DOG TEAM NUMBER	HORSE/ DOG TEAM %	BOAT NUMBER	BOAT %	3-OR-4 WHEELER NUMBER	3-OR-4 WHEELER %	SNOWMACHINE NUMBER	SNOWMACHINE %	OFF ROAD VEHICLE NUMBER	OFF ROAD VEHICLE %	HIGHWAY VEHICLE NUMBER	HIGHWAY VEHICLE %	WALKING NUMBER	WALKING %	UNKNOWN NUMBER	UNKNOWN %	TOTAL NUMBER
Unit 21																				
Unit/Subunit 21C																				
	SUCCESSFUL	8	100.00	0	0.00	0	0.00	0	0.00	0	0.00	0	0.00	0	0.00	0	0.00	0	0.00	8
	UNSUCCESSFUL	n/a	n/a	n/a	n/a	n/a	n/a	n/a	n/a	n/a	n/a	n/a	n/a	n/a	n/a	n/a	n/a	n/a	n/a	n/a
	TOTAL	8	100.00	0	0.00	0	0.00	0	0.00	0	0.00	0	0.00	0	0.00	0	0.00	0	0.00	8
Unit/Subunit 21D																				
	SUCCESSFUL	4	66.67	0	0.00	0	0.00	0	0.00	2	33.33	0	0.00	0	0.00	0	0.00	0	0.00	6
	UNSUCCESSFUL	n/a	n/a	n/a	n/a	n/a	n/a	n/a	n/a	n/a	n/a	n/a	n/a	n/a	n/a	n/a	n/a	n/a	n/a	n/a
	TOTAL	4	66.67	0	0.00	0	0.00	0	0.00	2	33.33	0	0.00	0	0.00	0	0.00	0	0.00	6
Unit/Subunit 21E																				
	SUCCESSFUL	0	0.00	2	22.22	0	0.00	0	0.00	7	77.78	0	0.00	0	0.00	0	0.00	0	0.00	9
	UNSUCCESSFUL	n/a	n/a	n/a	n/a	n/a	n/a	n/a	n/a	n/a	n/a	n/a	n/a	n/a	n/a	n/a	n/a	n/a	n/a	n/a
	TOTAL	0	0.00	2	22.22	0	0.00	0	0.00	7	77.78	0	0.00	0	0.00	0	0.00	0	0.00	9
TOTAL UNIT																				
	SUCCESSFUL	12	42.86	3	10.71	0	0.00	0	0.00	13	46.43	0	0.00	0	0.00	0	0.00	0	0.00	28
	UNSUCCESSFUL	n/a	n/a	n/a	n/a	n/a	n/a	n/a	n/a	n/a	n/a	n/a	n/a	n/a	n/a	n/a	n/a	n/a	n/a	n/a
	TOTAL	12	42.86	3	10.71	0	0.00	0	0.00	13	46.43	0	0.00	0	0.00	0	0.00	0	0.00	28
Unit 22																				
Unit/Subunit 22A																				
	SUCCESSFUL	0	0.00	0	0.00	0	0.00	0	0.00	6	100.00	0	0.00	0	0.00	0	0.00	0	0.00	6
	UNSUCCESSFUL	n/a	n/a	n/a	n/a	n/a	n/a	n/a	n/a	n/a	n/a	n/a	n/a	n/a	n/a	n/a	n/a	n/a	n/a	n/a
	TOTAL	0	0.00	0	0.00	0	0.00	0	0.00	6	100.00	0	0.00	0	0.00	0	0.00	0	0.00	6
Unit/Subunit 22B																				
	SUCCESSFUL	0	0.00	0	0.00	2	40.00	0	0.00	2	40.00	0	0.00	0	0.00	0	0.00	1	20.00	5
	UNSUCCESSFUL	n/a	n/a	n/a	n/a	n/a	n/a	n/a	n/a	n/a	n/a	n/a	n/a	n/a	n/a	n/a	n/a	n/a	n/a	n/a
	TOTAL	0	0.00	0	0.00	2	40.00	0	0.00	2	40.00	0	0.00	0	0.00	0	0.00	1	20.00	5
Unit/Subunit 22C																				
	SUCCESSFUL	0	0.00	0	0.00	0	0.00	0	0.00	0	0.00	0	0.00	1	100.00	0	0.00	0	0.00	1
	UNSUCCESSFUL	n/a	n/a	n/a	n/a	n/a	n/a	n/a	n/a	n/a	n/a	n/a	n/a	n/a	n/a	n/a	n/a	n/a	n/a	n/a
	TOTAL	0	0.00	0	0.00	0	0.00	0	0.00	0	0.00	0	0.00	1	100.00	0	0.00	0	0.00	1
TOTAL UNIT																				
	SUCCESSFUL	0	0.00	0	0.00	2	16.67	0	0.00	8	66.67	0	0.00	1	8.33	0	0.00	1	8.33	12
	UNSUCCESSFUL	n/a	n/a	n/a	n/a	n/a	n/a	n/a	n/a	n/a	n/a	n/a	n/a	n/a	n/a	n/a	n/a	n/a	n/a	n/a
	TOTAL	0	0.00	0	0.00	2	16.67	0	0.00	8	66.67	0	0.00	1	8.33	0	0.00	1	8.33	12
Unit 23																				
TOTAL UNIT																				
	SUCCESSFUL	0	0.00	0	0.00	0	0.00	0	0.00	16	100.00	0	0.00	0	0.00	0	0.00	0	0.00	16
	UNSUCCESSFUL	n/a	n/a	n/a	n/a	n/a	n/a	n/a	n/a	n/a	n/a	n/a	n/a	n/a	n/a	n/a	n/a	n/a	n/a	n/a
	TOTAL	0	0.00	0	0.00	0	0.00	0	0.00	16	100.00	0	0.00	0	0.00	0	0.00	0	0.00	16

Transportation data reflects mode each hunter used to get to where they started walking

1994-95 TRANSPORTATION METHODS BY SPECIES: WOLVERINE

UNIT	SUCCESS	AIRPLANE NUMBER	AIRPLANE %	HORSE/ DOG TEAM NUMBER	HORSE/ DOG TEAM %	BOAT NUMBER	BOAT %	3-OR-4 WHEELER NUMBER	3-OR-4 WHEELER %	SNOWMACHINE NUMBER	SNOWMACHINE %	OFF ROAD VEHICLE NUMBER	OFF ROAD VEHICLE %	HIGHWAY VEHICLE NUMBER	HIGHWAY VEHICLE %	WALKING NUMBER	WALKING %	UNKNOWN NUMBER	UNKNOWN %	TOTAL NUMBER
Unit 24																				
TOTAL UNIT																				
	SUCCESSFUL	1	3.45	0	0.00	0	0.00	0	0.00	25	86.21	0	0.00	3	10.34	0	0.00	0	0.00	29
	UNSUCCESSFUL	n/a	n/a	n/a	n/a	n/a	n/a	n/a	n/a	n/a	n/a	n/a	n/a	n/a	n/a	n/a	n/a	n/a	n/a	n/a
	TOTAL	1	3.45	0	0.00	0	0.00	0	0.00	25	86.21	0	0.00	3	10.34	0	0.00	0	0.00	29
Unit 25																				
Unit/Subunit 25A																				
	SUCCESSFUL	2	8.00	0	0.00	0	0.00	0	0.00	22	88.00	0	0.00	0	0.00	0	0.00	1	4.00	25
	UNSUCCESSFUL	n/a	n/a	n/a	n/a	n/a	n/a	n/a	n/a	n/a	n/a	n/a	n/a	n/a	n/a	n/a	n/a	n/a	n/a	n/a
	TOTAL	2	8.00	0	0.00	0	0.00	0	0.00	22	88.00	0	0.00	0	0.00	0	0.00	1	4.00	25
Unit/Subunit 25B																				
	SUCCESSFUL	0	0.00	2	11.11	0	0.00	0	0.00	11	61.11	0	0.00	0	0.00	5	27.78	0	0.00	18
	UNSUCCESSFUL	n/a	n/a	n/a	n/a	n/a	n/a	n/a	n/a	n/a	n/a	n/a	n/a	n/a	n/a	n/a	n/a	n/a	n/a	n/a
	TOTAL	0	0.00	2	11.11	0	0.00	0	0.00	11	61.11	0	0.00	0	0.00	5	27.78	0	0.00	18
Unit/Subunit 25C																				
	SUCCESSFUL	0	0.00	0	0.00	0	0.00	0	0.00	3	100.00	0	0.00	0	0.00	0	0.00	0	0.00	3
	UNSUCCESSFUL	n/a	n/a	n/a	n/a	n/a	n/a	n/a	n/a	n/a	n/a	n/a	n/a	n/a	n/a	n/a	n/a	n/a	n/a	n/a
	TOTAL	0	0.00	0	0.00	0	0.00	0	0.00	3	100.00	0	0.00	0	0.00	0	0.00	0	0.00	3
Unit/Subunit 25D																				
	SUCCESSFUL	0	0.00	0	0.00	0	0.00	0	0.00	9	100.00	0	0.00	0	0.00	0	0.00	0	0.00	9
	UNSUCCESSFUL	n/a	n/a	n/a	n/a	n/a	n/a	n/a	n/a	n/a	n/a	n/a	n/a	n/a	n/a	n/a	n/a	n/a	n/a	n/a
	TOTAL	0	0.00	0	0.00	0	0.00	0	0.00	9	100.00	0	0.00	0	0.00	0	0.00	0	0.00	9
TOTAL UNIT																				
	SUCCESSFUL	2	3.64	2	3.64	0	0.00	0	0.00	45	81.82	0	0.00	0	0.00	5	9.09	1	1.82	55
	UNSUCCESSFUL	n/a	n/a	n/a	n/a	n/a	n/a	n/a	n/a	n/a	n/a	n/a	n/a	n/a	n/a	n/a	n/a	n/a	n/a	n/a
	TOTAL	2	3.64	2	3.64	0	0.00	0	0.00	45	81.82	0	0.00	0	0.00	5	9.09	1	1.82	55
Unit 26																				
Unit/Subunit 26A																				
	SUCCESSFUL	4	25.00	0	0.00	0	0.00	0	0.00	10	62.50	0	0.00	0	0.00	1	6.25	1	6.25	16
	UNSUCCESSFUL	n/a	n/a	n/a	n/a	n/a	n/a	n/a	n/a	n/a	n/a	n/a	n/a	n/a	n/a	n/a	n/a	n/a	n/a	n/a
	TOTAL	4	25.00	0	0.00	0	0.00	0	0.00	10	62.50	0	0.00	0	0.00	1	6.25	1	6.25	16
Unit/Subunit 26B																				
	SUCCESSFUL	1	12.50	0	0.00	0	0.00	0	0.00	2	25.00	0	0.00	3	37.50	0	0.00	2	25.00	8
	UNSUCCESSFUL	n/a	n/a	n/a	n/a	n/a	n/a	n/a	n/a	n/a	n/a	n/a	n/a	n/a	n/a	n/a	n/a	n/a	n/a	n/a
	TOTAL	1	12.50	0	0.00	0	0.00	0	0.00	2	25.00	0	0.00	3	37.50	0	0.00	2	25.00	8
TOTAL UNIT																				
	SUCCESSFUL	5	20.83	0	0.00	0	0.00	0	0.00	12	50.00	0	0.00	3	12.50	1	4.17	3	12.50	24
	UNSUCCESSFUL	n/a	n/a	n/a	n/a	n/a	n/a	n/a	n/a	n/a	n/a	n/a	n/a	n/a	n/a	n/a	n/a	n/a	n/a	n/a
	TOTAL	5	20.83	0	0.00	0	0.00	0	0.00	12	50.00	0	0.00	3	12.50	1	4.17	3	12.50	24

Transportation data reflects mode each hunter used to get to where they started walking

1994-95 TRANSPORTATION METHODS BY SPECIES: WOLVERINE

UNIT	SUCCESS	AIRPLANE NUMBER	%	HORSE/ DOG TEAM NUMBER	%	BOAT NUMBER	%	3-OR-4 WHEELER NUMBER	%	SNOWMACHINE NUMBER	%	OFF ROAD VEHICLE NUMBER	%	HIGHWAY VEHICLE NUMBER	%	WALKING NUMBER	%	UNKNOWN NUMBER	%	TOTAL NUMBER
TOTAL STATEWIDE																				
	SUCCESSFUL	86	14.38	22	3.68	26	4.35	2	0.33	390	65.22	2	0.33	18	3.01	32	5.35	20	3.34	598
	UNSUCCESSFUL	n/a	n/a	n/a	n/a	n/a	n/a	n/a	n/a	n/a	n/a	n/a	n/a	n/a	n/a	n/a	n/a	n/a	n/a	n/a
	TOTAL	86	14.38	22	3.68	26	4.35	2	0.33	390	65.22	2	0.33	18	3.01	32	5.35	20	3.34	598

Transportation data reflects mode each hunter used to get to where they started walking

Transportation data reflects mode each hunter used to get to where they started walking



1994-95 ALASKA HUNTING AND TRAPPING

REGULATIONS AND SEASONS

This section contains a complete listing of all hunting and trapping seasons open in Alaska during the regulatory year 1994-95.

This section shows the actual opening and closing dates of hunting and trapping seasons as well as hunt area and hunt condition changes mandated by Department of Fish and Game Emergency Orders or the Board of game. Because it reflects what actually happened, the information here differs somewhat from information found in the 1994-95 Hunting Regulations book.

Adjustment of season lengths is only one method by which harvest levels are manipulated from year to year. When comparing differences in harvest levels between years, possible differences in season lengths, size and location of hunt areas, bag limits, and methods and means should be kept in mind. For a more detailed look at the limitations of multi-year comparisons, please see the *Introduction/How To Use This Book* section at the front of this book.



For **Hunting Seasons**, Hunt Types = **H:** Harvest Ticket; **D:** Drawing; **R:** Registration; **T:** Tier II.
For **Trapping Seasons**, R = Trapping is restricted in a portion of the area. Read "Areas closed to trapping"

GAME MANAGEMENT UNIT 1

GAME MANAGEMENT UNIT AND BAG LIMITS	HUNT TYPE	RESIDENT OPEN SEASONS	NONRESIDENT OPEN SEASONS
BLACK BEAR (Evidence of sex must remain attached to the hide)			
Unit 1 **RESIDENT HUNTERS:** Two bears, not more than one of which may be a blue or glacier bear.		Sep. 1--June 30	
NONRESIDENT HUNTERS: One bear			Sep. 1--June 30
BROWN BEAR/GRIZZLY BEAR (Evidence of sex must remain attached to the hide)			
Unit 1: One bear every four regulatory years by registration permit only	R	Sep. 15--Dec. 31 Mar. 15--May 31	Sep. 15--Dec. 31 Mar. 15--May 31
DEER (Evidence of sex must remain attached to the meat)			
Unit 1(A): Four antlered deer	H	Aug. 1--Dec. 31	Aug. 1--Dec. 31
Unit 1(B): Two antlered deer	H	Aug. 1--Dec. 31	Aug. 1--Dec. 31
Unit 1(C), that portion including Douglas, Lincoln, Shelter and Sullivan Islands: Four deer; however antlerless deer may be taken only from Sept. 15--Dec. 31	H	Aug. 1--Dec. 31	Aug. 1--Dec. 31
Remainder Unit 1(C): Two antlered deer	H	Aug. 1--Dec. 31	Aug. 1--Dec. 31
Unit 1(D)		No open season	No open season
ELK			
Unit 1		No open season	No open season
MOUNTAIN GOAT (Non-resident hunters must be accompanied by a guide)			
Unit 1(A), Revillagigedo Island except that portion west of Carroll Inlet and Creek, west of the divide between Carroll Creek and the south fork of Orchard Creek, south of Orchard Creek, Orchard Lake, Shrimp Bay, and Gedney Pass: One goat by registration permit only	R	Aug. 1--Dec. 31	Aug. 1--Dec. 31
Unit 1(A), remainder of Revillagigedo Island:		No open season	No open season
Unit 1(B), that portion north of Bradfield Canal and the north fork of the Bradfield River: One goat by permit only. However, the taking of kids or nannies with kids is prohibited	R	Aug. 1--Dec. 31	Aug. 1--Dec. 31
Remainder of Units 1(A) and 1(B): Two goats by permit only	R	Aug. 1--Dec. 31	Aug. 1--Dec. 31

For **Hunting Seasons**, Hunt Types = **H:** Harvest Ticket; **D:** Drawing; **R:** Registration; **T:** Tier II.
For **Trapping Seasons**, **R** = Trapping is restricted in a portion of the area. Read "Areas closed to trapping"

GAME MANAGEMENT UNIT AND BAG LIMITS	HUNT TYPE	RESIDENT OPEN SEASONS	NONRESIDENT OPEN SEASONS
Unit 1(C), that portion draining into Lynn Canal and Stephens Passage between Antler River and Eagle Glacier and River: One goat by permit only	R	Oct. 1--Nov. 30	Oct. 1--Nov. 30
Unit 1(C), that portion draining into Stephens Passage and Taku Inlet between Eagle Glacier and River and Taku Glacier, and all drainages of the Chilkat Range south of the Endicott River		No open season	No open season
Remainder of Unit 1(C): One goat by permit only	R	Aug. 1--Nov. 30	Aug. 1--Nov. 30
Unit 1(D), that portion between the Haines Highway and the Ferebee River/Glacier: One goat by permit only.	R	Sept. 15-Nov. 23	Sept. 15-Nov. 23
Unit 1(D), that portion between Taiya Inlet and River and White Pass and Yukon Railroad		No open season	No open season
Unit 1(D), that portion lying north of the Katzehin River and east of the Ferebee River/Glacier, excluding the area between Taiya Inlet/River and the White Pass and Yukon Railroad: One goat by permit only	R	Sept. 15--Nov. 30	Sept. 15--Nov. 30
Remainder of Unit 1(D): One goat by permit only	R	Aug. 1--Dec. 31	Aug. 1--Dec. 31
MOOSE (In all single-sex hunts,evidence of sex must remain attached to meat)			
Unit 1(A), south of LeConte Bay and Glacier: One bull by permit only	R	Sept. 15--Oct. 15	Sept. 15--Oct. 15
Unit 1(B), south of LeConte Bay and Glacier:		No open season	No open season
Unit 1(B), north of LeConte Bay and Glacier: One bull with spike-fork or 50-inch antlers or antlers with 3 or more brow tines on one side by permit only.	R	Oct. 1--Oct. 15	Oct. 1--Oct. 15
Unit 1(C), Berners Bay drainages only: One moose by permit only. Up to 20 permits will be issued	D	Sept. 15--Oct. 15	Sept. 15--Oct. 15
Remainder of Unit 1(C): One bull by permit only	R	Sept. 15--Oct. 15	Sept. 15--Oct. 15
Unit 1(D): One bull with spike-fork or 50-inch antlers or antlers with 3 or more brow tines on one side by Tier II subsistence permit only; up to 200 permits will be issued	T	Oct. 1--Oct. 3	No open season
WOLF			
Unit 1: Five wolves		Aug. 1--Apr. 30	Aug. 1--Apr. 30
WOLVERINE			
Unit 1: One wolverine		Nov. 10--Feb. 15	Nov. 10--Feb. 15
COYOTE			
Unit 1: Two coyotes		Sept. 1--April 30	Sept. 1--April 30

For **Hunting Seasons**, Hunt Types = **H:** Harvest Ticket; **D:** Drawing; **R:** Registration; **T:** Tier II.
For **Trapping Seasons**, **R** = Trapping is restricted in a portion of the area. Read "Areas closed to trapping"

GAME MANAGEMENT UNIT AND BAG LIMITS	HUNT TYPE	RESIDENT OPEN SEASONS	NONRESIDENT OPEN SEASONS
FOX, RED			
Unit 1		No open season	No open season
LYNX			
Unit 1		No open season	No open season

GAME MANAGEMENT UNIT 2

GAME MANAGEMENT UNIT AND BAG LIMITS	HUNT TYPE	RESIDENT OPEN SEASONS	NONRESIDENT OPEN SEASONS
BLACK BEAR			
(Evidence of sex must remain attached to the hide)			
Unit 2: **RESIDENT HUNTERS**: Two bears, not more than one of which may be a blue or glacier bear		Sept. 1--June 30	
NONRESIDENT HUNTERS: One bear			Sept. 1--June 30
BROWN BEAR/GRIZZLY BEAR			
Unit 2		No open season	No open season
DEER			
(In all hunts limited to one sex, evidence of sex must remain attached to the meat)			
Unit 2: Four antlered deer	H	Aug. 1--Dec. 31	Aug. 1--Dec. 31
ELK			
Unit 2		No open season	No open season
MOOSE			
Unit 2		No open season	No open season
WOLF			
Unit 2: Five wolves		Aug. 1--Apr. 30	Aug. 1--Apr. 30
WOLVERINE			
Unit 2: One wolverine		Nov. 10--Feb. 15	Nov. 10--Feb. 15
COYOTE			
Unit 2: Two coyotes		Sept. 1--April 30	Sept. 1--April 30
FOX, RED			
Unit 2		No open season	No open season
LYNX			
Unit 2		No open season	No open season

GAME MANAGEMENT UNIT 3

GAME MANAGEMENT UNIT AND BAG LIMITS	HUNT TYPE	RESIDENT OPEN SEASONS	NONRESIDENT OPEN SEASONS
BLACK BEAR			
(Evidence of sex must remain with hide)			
Unit 3: **RESIDENT HUNTERS:** Two bears, not more than one of which may be a blue or glacier bear		Sept. 1--June 30	
NONRESIDENT HUNTERS: One bear			Sept. 1--June 30

For **Hunting Seasons**, Hunt Types = **H:** Harvest Ticket; **D:** Drawing; **R:** Registration; **T:** Tier II.
For **Trapping Seasons**, **R** = Trapping is restricted in a portion of the area. Read "Areas closed to trapping"

GAME MANAGEMENT UNIT AND BAG LIMITS	HUNT TYPE	RESIDENT OPEN SEASONS	NONRESIDENT OPEN SEASONS
BROWN BEAR/GRIZZLY BEAR (Evidence of sex must remain attached to the hide)			
Unit 3		No open season	No open season
DEER (In all hunts limited to one sex, evidence of sex must remain to the meat)			
Unit 3, that portion of Mitkof Island south of the Petersburg city limits, that portion of Kupreanof Island on the Lindenberg Peninsula east of Portage Bay-Duncan Canal portage outside the Kupreanof city limits, and Woewodski and Butterworth Islands: One antlered deer by permit only	R	Oct. 15--Oct 31	Oct. 15--Oct 31
Unit 3, that portion of Mitkof island within the Petersburg city limits and that portion of Kureanof Island within the Kupreanof city limits		No open season	No open season
Remainder of Unit 3: Two antlered deer	H	Aug. 1--Nov. 30	Aug. 1--Nov. 30
ELK			
Unit 3		No open season	No open season
MOOSE (In all hunts limited to one sex, evidence of sex must remain attached to the meat)			
Unit 3: One bull; by permit only; with spike-fork or 50-inch antlers or antlers with 3 or more brow tines on one side	R	Oct. 1--Oct. 15	Oct. 1--Oct. 15
WOLF			
Unit 3: Five wolves		Aug. 1--Apr. 30	Aug. 1--Apr. 30
WOLVERINE			
Unit 3: One wolverine		Nov. 10--Feb. 15	Nov. 10--Feb. 15
COYOTE			
Unit 3: Two coyotes		Sept. 1--April 30	Sept. 1--April 30
FOX, RED			
Unit 3		No open season	No open season
LYNX			
Unit 3		No open season	No open season

For **Hunting Seasons**, Hunt Types = **H:** Harvest Ticket; **D:** Drawing; **R:** Registration; **T:** Tier II.
For **Trapping Seasons**, R = Trapping is restricted in a portion of the area. Read "Areas closed to trapping"

GAME MANAGEMENT UNIT 4

GAME MANAGEMENT UNIT AND BAG LIMITS	HUNT TYPE	RESIDENT OPEN SEASONS	NONRESIDENT OPEN SEASONS
BROWN BEAR/GRIZZLY BEAR (Evidence of sex must remain attached to the hide)			
Unit 4, Chichagof Island south and west of a line which follows the crest of the island from Rock Point (58° N. lat., 136° 21 'W. long.), to Rodgers Point (57° 35 'N. lat., 135° 33' W. long.), including Yakobi and other adjacent islands; Baranof Island south and west of a line which follows the crest of the island from Nismeni Point (57° 34' N. lat., 135° 25' W. long.), to the entrance of Gut Bay (56° 44' N. lat., 134° 38' W. long.), including the drainages into Gut Bay and including Kruzof and other adjacent islands:			
One bear every four regulatory years;	R	Sept. 15--Dec. 31	Sept. 15--Dec. 31
by permit only	R	Mar. 15--May 31	Mar. 15--May 31
Unit 4, that portion in the Northeast Chichagof Controlled Use Area:			
One bear every four regulatory years; by permit only	R	Mar. 15--May 20	Mar. 15--May 20
Remainder of Unit 4:			
One bear every four regulatory years;	R	Sept. 15--Dec. 31	Sept. 15--Dec. 31
by permit only	R	Mar. 15--May 20	Mar. 15--May 20
DEER (In all single-sex hunts, evidence of sex must remain attached to the meat)			
Unit 4, that portion of Chichagof Island east of Port Frederick and north of Tenakee Inlet including all drainages into Tenakee Inlet: Three deer, however antlerless deer may be taken only from Sept. 15--Dec. 31.	H	Aug. 1--Dec. 31	Aug. 1--Dec. 31
Remainder of Unit 4: Four deer; however, antlerless deer may be taken only from Sept. 15--Dec. 31	H	Aug. 1--Dec. 31	Aug. 1--Dec. 1
ELK			
Unit 4		No open season	No open season
MOUNTAIN GOAT (Non-resident hunters must be accompanied by a guide)			
Unit 4: One goat by permit only	R	Aug. 1--Dec. 31	Aug. 1--Dec. 31
MOOSE			
Unit 4		No open season	No open season
WOLF			
Unit 4: Five wolves		Aug. 1--Apr. 30	Aug. 1--Apr. 30
WOLVERINE			
Unit 4: One wolverine		Nov. 10--Feb. 15	Nov. 10--Feb. 15

For **Hunting Seasons**, Hunt Types = **H:** Harvest Ticket; **D:** Drawing; **R:** Registration; **T:** Tier II.
For **Trapping Seasons**, **R** = Trapping is restricted in a portion of the area. Read "Areas closed to trapping"

GAME MANAGEMENT UNIT AND BAG LIMITS	HUNT TYPE	RESIDENT OPEN SEASONS	NONRESIDENT OPEN SEASONS
COYOTE			
Unit 4: Two coyotes		Sept. 1--April 30	Sept. 1--April 30
FOX, RED			
Unit 4		No open season	No open season
LYNX			
Unit 4		No open season	No open season

GAME MANAGEMENT UNIT 5

GAME MANAGEMENT UNIT AND BAG LIMITS	HUNT TYPE	RESIDENT OPEN SEASONS	NONRESIDENT OPEN SEASONS
BLACK BEAR (Evidence of sex must remain attached to the hide)			
Unit 5: RESIDENT HUNTERS: Two bears, not more than one of which may be a blue or glacier bear		Sept. 1--June 30	
NONRESIDENT HUNTERS: One bear			Sept. 1--June 30
BROWN BEAR/GRIZZLY BEAR (Evidence of sex must remain attached to the hide)			
Unit 5: One bear every four regulatory years		Sept. 1--May 31	Sept. 1--May 31
DEER (In all hunts limited to one sex, evidence of sex must remain attached to the meat)			
Unit 5(A): One antlered deer	H	Nov. 1--Nov. 30	Nov. 1--Nov. 30
Unit 5(B)		No open season	No open season
ELK			
Unit 5		No open season	No open season
MOUNTAIN GOAT (Nonresident hunters must be accompanied by a guide)			
Unit 5: One goat by permit only	R	Aug. 1--Dec. 31	Aug. 1--Dec. 31
MOOSE (In all hunts limited to one sex, evidence of sex must remain attached to the meat)			
Unit 5(A), that portion west of the Dangerous River: One bull by permit only	R	Oct. 15--Oct. 21	Oct. 15--Oct. 21
Unit 5(A), Nunatak Bench:		No open season	No open season
Remainder of Unit 5(A): One bull by permit only; up to 60 bulls may be taken in the subunit	R	Oct. 15--Nov. 7	Oct. 15--Nov. 7
Note: Under federal subsistence hunting regulations, federal public lands in Unit 5(A) are closed to moose hunting from Oct. 15--Oct. 21, except by residents of Unit 5(A)			
Unit 5(B): One bull by permit only; up to 25 bulls may be taken. See Federal Regulations for people qualified to hunt in National Parks and Monuments.	R	Sept. 1--Dec. 15	Sept. 1--Dec. 15

For **Hunting Seasons**, Hunt Types = **H:** Harvest Ticket; **D:** Drawing; **R:** Registration; **T:** Tier II.
For **Trapping Seasons**, R = Trapping is restricted in a portion of the area. Read "Areas closed to trapping"

GAME MANAGEMENT UNIT AND BAG LIMITS	HUNT TYPE	RESIDENT OPEN SEASONS	NONRESIDENT OPEN SEASONS
WOLF			
Unit 5: Five wolves		Aug. 1--Apr. 30	Aug. 1--Apr. 30
WOLVERINE			
Unit 5: One wolverine		Nov. 10--Feb. 15	Nov. 10--Feb. 15
COYOTE			
Unit 5: Two coyotes		Sept. 1--April 30	Sept. 1--April 30
FOX, RED			
Unit 5		No open season	No open season
LYNX			
Unit 5		No open season	No open season

GAME MANAGEMENT UNIT 6

GAME MANAGEMENT UNIT AND BAG LIMITS	HUNT TYPE	RESIDENT OPEN SEASONS	NONRESIDENT OPEN SEASONS
BLACK BEAR (Evidence of sex must remain attached to the hide)			
Unit 6: One bear		Sept. 1--June 30	Sept. 1--June 30
BROWN BEAR/GRIZZLY BEAR (Evidence of sex must remain attached to the hide)			
Units 6(A), 6(B), 6(C): One bear every four regulatory years.		Sept. 1--May 31	Sept. 1--May 31
Unit 6(D), Montague Island:		No open season	No open season
Remainder of Unit 6(D): One bear every four regulatory years		Oct. 1--May 15	Oct. 1--May 15
DEER (In all hunts limited to one sex, evidence of sex must remain attached to the meat)			
Unit 6: Four deer; however, antlerless deer may be taken only from Nov. 1--Dec. 31	H	Aug. 1--Dec. 31	Aug. 1--Dec. 31
MOUNTAIN GOAT (Nonresident hunters must be accompanied by a guide)			
Unit 6(A), that portion within the Valdez Nonsubsistence Area: One goat by permit only	R	Aug. 20--Jan. 31	Aug. 20--Jan.31
Unit 6(A), Hunt RG212, that portion east of Canyon Lake and Canyon Creek, north of the main channel of Bering River, north and west of Steller Glacier, and south of Martin River Glacier: One goat by permit only	R	Aug. 20--Sept. 18	Aug. 20--Sept. 18
Unit 6(A) and (B), Hunt RG226, that portion of Unit 6A west of the Katalla Rivr and that portion of Unit 6B west of Martin Lake and its middle inlet stream, south of Martin River and east of Martin River Slough: One goat by permit only	R	Aug. 20--Oct. 16	Aug. 20--Oct. 16

For **Hunting Seasons**, Hunt Types = **H:** Harvest Ticket; **D:** Drawing; **R:** Registration; **T:** Tier II.
For **Trapping Seasons**, **R** = Trapping is restricted in a portion of the area. Read "Areas closed to trapping"

GAME MANAGEMENT UNIT AND BAG LIMITS	HUNT TYPE	RESIDENT OPEN SEASONS	NONRESIDENT OPEN SEASONS
Unit 6(D), Hunt RG242, mainland drainages south of Port Fidalgo and Gravina River, north of Orca Bay, and north and west of Nelson Bay and Rude River One goat by permit only	R	Aug. 20--Nov. 2	Aug. 20--Nov. 2
Unit 6(D), Hunt RG249, that portion east of Columbia Glacier, north of Valdez Arm and west of Port Valdez, Shoup Bay and Shoup Glacier One goat by permit only	R	Aug. 20--Oct. 23	Aug. 20--Oct. 23
Unit 6(D), Hunt RG252, that portion including the mainland drainages east of Unakwik Inlet and Meares Glacier and west of Columbia Glacier: One goat by permit only	R	Aug. 20--Oct. 7	Aug. 20--Oct. 7
Hunt RG266; specifically the mainland drainages south of Icy Bay, Tiger Glacier, and Sargent Icefield, and east of Cape Fairfield: One goat by permit only	R	Aug. 20--Nov. 9	Aug. 20--Nov. 9
Remainder of Unit 6: One goat by permit only	R	Aug. 20--Jan. 31	Aug. 20--Jan. 31
MOOSE (In all hunts limited to one sex, evidence of sex must remain attached to the meat)			
Unit 6(A), that portion from cape Suckling to Palm Point: One moose by permit only; up to 30 antlered moose may be taken by registration permit only from Sept. 1--Sept. 8 and up to 30 drawing pemits will be issued for antlerless moose	R D	Sept. 1-- Sept. 8 Sept. 1-- Oct. 5	Sept. 1--Sept. 8 Sept. 1--Oct. 5
Remainder of Unit 6(A): One moose; however, antlerless moose may be taken only from Nov. 15--Dec. 31	H	Sept.1--Dec. 31	Sept. 1--Dec. 31
Unit 6(B): One moose by permit only; up to 30 antlered moose may be taken by registration permit only from Aug. 27--Sept. 1, and up to 30 drawing permits will be issued for antlerless moose	R,D	Aug. 27--Sept. 30 (General hunt only)	No open season
Unit 6(C): One moose by permit only. Up to 20 permits for antlered moose and up to 20 permits for antlerless moose will be issued	D	Sept. 1--Sept. 30 (General hunt only)	No open season
Unit 6(D): One bull	H	Sept. 1--Sept. 30	Sept. 1--Sept. 30
WOLF			
Unit 6: Five wolves		Aug. 10--Apr. 30	Aug. 10--Apr. 30
WOLVERINE			
Unit 6: One wolverine		Sept. 1--Mar. 31	Sept. 1--Mar. 31

For **Hunting Seasons**, Hunt Types = **H:** Harvest Ticket; **D:** Drawing; **R:** Registration; **T:** Tier II.
For **Trapping Seasons**, **R** = Trapping is restricted in a portion of the area. Read "Areas closed to trapping"

GAME MANAGEMENT UNIT AND BAG LIMITS	HUNT TYPE	RESIDENT OPEN SEASONS	NONRESIDENT OPEN SEASONS
COYOTE			
Unit 6: Two coyotes		Sept. 1--April 30	Sept. 1--April 30
FOX, RED			
Unit 6		No open season	No open season
LYNX			
Unit 6		No open season	No open season

GAME MANAGEMENT UNIT 7

GAME MANAGEMENT UNIT AND BAG LIMITS	HUNT TYPE	RESIDENT OPEN SEASONS	NONRESIDENT OPEN SEASONS
BLACK BEAR (Evidence of sex must remain attached to the hide)			
Unit 7: Two bears; however only one bear may be taken July 1--Dec. 31 and one bear may be taken Jan. 1--June 30		No closed season	No closed season
BROWN BEAR/GRIZZLY BEAR (Evidence of sex must remain attached to the hide)			
Unit 7: One bear every four regulatory years		Oct. 1--Oct. 15 May 10--May 25	Oct. 1--Oct. 15 May 10--May 25
CARIBOU			
Unit 7, north of the Sterling Highway and west of the Seward Highway: One caribou by permit only. Up to 250 permits may be issued	D	Aug. 10--Sep. 30	Aug. 10--Sep. 30
Remainder of Unit 7		No open season	No open season
MOUNTAIN GOAT (Nonresident hunters must be accompanied by a guide)			
Unit 7, that portion south and west of the Kenai Fjords National Park, the creek draining Southern Glacier, and Tutka Bay: One goat by Tier II subsistence permit only **OR**	T	Aug. 1--Sept. 30 (Subsistence hunt only)	No open season
One goat by registration permit only	R	Oct. 15--Nov. 30	No open season
Unit 7, that portion in Hunt Areas RG333, RG347: One goat by drawing permit only in the Aug. 10--Sept. 30 season, **OR**	D	Aug. 10--Sept. 30 (General hunt only)	Aug. 10--Sept. 30
One goat by registration permit only in the Oct. 15--Oct. 22 season	R	Oct. 15--Oct. 22 (General hunt only)	Oct. 15--Oct. 22
Unit 7, that portion in Hunt Areas RG345, RG346, RG352: One goat by drawing permit only in the Aug. 10--Sept. 30 season, **OR**	D	Aug. 10--Sept. 30 (General hunt only)	Aug. 10--Sept. 30
One goat by registration permit only in the Oct. 15--Nov. 1 season	R	Oct. 15--Nov. 1 (General hunt only)	Oct. 15--Nov. 1

For **Hunting Seasons**, Hunt Types = **H:** Harvest Ticket; **D:** Drawing; **R:** Registration; **T:** Tier II.
For **Trapping Seasons**, **R** = Trapping is restricted in a portion of the area. Read "Areas closed to trapping"

GAME MANAGEMENT UNIT AND BAG LIMITS	HUNT TYPE	RESIDENT OPEN SEASONS	NONRESIDENT OPEN SEASONS
Remainder of Unit 7: One goat by drawing permit only in the Aug. 10--Sept. 30 season; **OR** One goat by registration permit only in the Oct. 15--Nov. 30 season	D R	Aug. 10--Sept. 30 (General hunt only) Oct. 15--Nov. 30 (General hunt only)	Aug. 10--Sept. 30 Oct. 15--Nov. 30
MOOSE (In all single-sex hunts, evidence of sex must remain attached to the meat)			
Unit 7, that portion drained by Resurrection Creek downstream from and including Rimrock and Highland Creek drainages (including Palmer Creek)		No open season	No open season
Unit 7, the Placer River drainages, and that portion of Placer Creek drainages (Bear Valley) outside the Portage Glacier Closed Area: One moose by permit only. Up to 60 permits for bulls and up to 70 permits for antlerless moose will be issued.	D	Aug. 20--Oct. 10	Aug. 20--Oct. 10
Remainder of Unit 7: One bull with spike-fork or 50-inch antlers or antlers with 3 or more brow tines on one side	H	Aug. 20--Sept. 20	Aug. 20--Sept. 20
SHEEP (Nonresident hunters must be accompanied by a guide. In all single-sex hunts, evidence of sex must remain attached to the meat)			
Unit 7: One ram with full curl horn or larger.	H	Aug. 10--Sept. 20	Aug. 10--Sept. 20
WOLF			
Unit 7: That portion within the Kenai National Wildlife Refuge: Two wolves		Aug. 10--Apr. 30	Aug. 10--Apr. 30
Unit 7: That portion outside the Kenai National Wildlife Refuge: Five wolves		Aug. 10--Apr. 30	Aug. 10--Apr. 30
WOLVERINE			
Unit 7: One wolverine		Sept. 1--Mar. 31	Sept. 1--Mar. 31
COYOTE			
Unit 7: Two coyotes		Sept. 1--April 30	Sept. 1--April 30
FOX, RED			
Unit 7		No open season	No open season
LYNX			
Unit 7		No open season	No open season

For **Hunting Seasons**, Hunt Types = **H:** Harvest Ticket; **D:** Drawing; **R:** Registration; T: Tier II.
For **Trapping Seasons**, R = Trapping is restricted in a portion of the area. Read "Areas closed to trapping"

GAME MANAGEMENT UNIT 8

GAME MANAGEMENT UNIT AND BAG LIMITS	HUNT TYPE	RESIDENT OPEN SEASONS	NONRESIDENT OPEN SEASONS
BROWN BEAR/GRIZZLY BEAR (Evidence of sex must remain attached to the hide)			
Unit 8, that portion of Kodiak Island east of a line from the mouth of Saltery Creek to Crag Point, and Spruce Island:			
One bear, by permit only, every four regulatory years	R R	Oct. 25--Nov. 30 Apr. 1--May 15	Oct. 25--Nov. 30 Apr. 1--May 15
Remainder of Unit 8:			
One bear, by permit only, every four regulatory years	D D	Oct. 25--Nov. 30 Apr. 1--May 15	Oct. 25--Nov. 30 Apr. 1--May 15
CARIBOU			
Unit 8:			
No limit	H	No closed season	No closed season
DEER (In all single-sex hunts, evidence of sex must remain attached to the meat)			
Unit 8, that portion of Kodiak Island north of a line from the head of Settlers Cove to Crescent Lake (57° 52'N., 152° 58' W.), and east of a line from the outlet of Crescent Lake to Mount Ellison Peak to Pokati Point at Whale Passage, and that portion of Kodiak Island east of a line from the mouth of Saltery Creek to the mouth at Elbow Creek and adjacent small islands in Chiniak Bay:			
One deer; however, antlerless deer may be taken only from Oct. 25--Oct. 31	H	Aug. 1--Oct. 31	Aug. 1--Oct. 31
Unit 8, that portion of Kodiak Island and adjacent islands south and west of a line from the head of Terror Bay to the head of the south-western most arm of Ugak Bay:			
Four deer; however antlerless deer may be taken only from Oct. 1--Dec. 31	H	Aug. 1--Dec. 31	Aug. 1--Dec. 31
Remainder of Unit 8:			
Four deer; however antlerless deer may be taken only from Oct. 1--Dec. 31; no more than 1 antlerless deer may be taken from Oct. 1--Nov. 30	H	Aug. 1--Dec. 31	Aug. 1--Dec. 31
ELK			
Unit 8, Raspberry Island:			
One elk by permit only. Up to 300 permits will be issued	D	Oct. 10--Nov. 25 (General hunt only)	Oct. 10--Nov. 25

For **Hunting Seasons**, Hunt Types = **H:** Harvest Ticket; **D:** Drawing; **R:** Registration; **T:** Tier II.
For **Trapping Seasons**, **R** = Trapping is restricted in a portion of the area. Read "Areas closed to trapping"

GAME MANAGEMENT UNIT AND BAG LIMITS	HUNT TYPE	RESIDENT OPEN SEASONS	NONRESIDENT OPEN SEASONS
Unit 8, that portion of Afognak Island south and west of a line from the head of Maline Bay to the head of Back Bay:			
One elk by permit only	D	Oct. 10--Oct. 31 (General hunt only)	Oct. 10--Oct. 31
One elk by permit only	R	Nov. 5--Nov. 11 (General hunt only)	Nov. 5--Nov. 11
	R	Nov. 19--Nov. 25 (General hunt only)	Nov. 19--Nov. 25
Unit 8, that portion of Afognak Island north and west of a line from the head of Malina Bay to the head of Back Bay and south and east of a line fromDelphin Point to the head of Malina Bay and south and west of a line from the head of Saposa Bay to Delphin Point:			
One elk by permit only	D	Oct. 1--Oct. 31	Oct. 1--Oct. 31
Unit 8, that portion of Afognak Island north and east of a line from the head of Saposa Bay to Delphin Point and north and west of a line from the head of Tonki Bay to Pillar Cape:			
One elk by permit only	D	Oct. 10--Oct. 31	Oct. 10--Oct. 31
One elk by permit only	R	Nov. 5--Nov. 25	Nov. 5--Nov. 25
Unit 8, that portion of Afognak Island east of Tonki Bay and east of a line from the head of Tonki Bay to Pillar Cape		No open season	No open season
Remainder of Unit 8:			
One elk by permit only	R	Oct. 10--Nov. 25	Oct. 10--Nov. 25
MOUNTAIN GOAT (Nonresident hunters must be accompanied by a guide)			
Unit 8: One goat by drawing permit only; up to 150 permits will be issued	D	Sept. 1--Oct. 31	Sept. 1--Oct. 31
MOOSE			
Unit 8		No open season	No open season
WOLF			
Unit 8: Five wolves		Aug. 10--Apr. 30	Aug. 10--Apr. 30
WOLVERINE			
Unit 8: One wolverine		Sept. 1--Mar. 31	Sept. 1--Mar. 31
COYOTE			
Unit 8: Two coyotes		Sept. 1--April 30	Sept. 1--April 30
FOX, RED			
Unit 8: Two foxes		Sept. 1--Feb. 15	Sept 1--Feb. 15
LYNX			
Unit 8		No open season	No open season

For **Hunting Seasons**, Hunt Types = **H:** Harvest Ticket; **D:** Drawing; **R:** Registration; **T:** Tier II.
For **Trapping Seasons**, R = Trapping is restricted in a portion of the area. Read "Areas closed to trapping"

GAME MANAGEMENT UNIT 9

GAME MANAGEMENT UNIT AND BAG LIMITS	HUNT TYPE	RESIDENT OPEN SEASONS	NONRESIDENT OPEN SEASONS
BLACK BEAR (Evidence of sex must remain attached to the hide)			
Unit 9: Three bears		No closed season	No closed season
BROWN BEAR/GRIZZLY BEAR (Evidence of sex must remain attached to the hide)			
Unit 9(C), Naknek River drainage One bear, by permit only, every four regulatory years	R R	Sept. 1--Oct. 31 May 1--June 30	Sept. 1--Oct. 31 May 1--June 30
Unit 9(E), that portion within the Chignik Brown Bear Management Area: One bear, by permit only, every four regulatory years. Hunters must register to hunt	R	Nov. 1--Dec. 31 (Subsistence hunt only)	No open season
Unit 9(A)*, 9(B)*, 9(D)*, the Remainder of Unit 9(C), and 9(E)*:		No open season	No open season
*NOTE: These areas which are open only in the fall of odd numbered years and the spring of even numbered years, will next be open for brown bear hunting in the fall of 1995 and the spring of 1996			
CARIBOU (In all single-sex hunts, evidence of sex must remain attached to the meat)			
Unit 9(A) and 9(C): RESIDENT HUNTERS: Four caribou; however, no more than two caribou may be taken Aug. 10--Aug. 31 and no more than one caribou may be taken Sep. 1--Nov. 30, and only by a hunter who has taken no caribou in the state from July 1--Aug. 31.	H	Aug. 10--Mar. 31	
NONRESIDENT HUNTERS: One caribou	H		Aug. 10--Mar. 31
Unit 9(B) RESIDENT HUNTERS: Five caribou; however, no more than two may be bulls	H	Aug. 1--Apr. 15	
NONRESIDENT HUNTERS: Two caribou	H		Aug. 1--Apr. 15
Unit 9(C), that portion south of the Naknek River and east of and including the Smelt Creek drainage RESIDENT HUNTERS: Two caribou; however, no more than one caribou may be taken Sept. 1--Sept. 30	H	Aug. 10--Sept. 30	
NONRESIDENT HUNTERS: One caribou	H		Aug. 10--Sept. 30
Note: During 1994-95, caribou seasons and bag limits in GMU 9(C) were changed by emergency order and emergency regulation 3 different times. From Nov. 8--Mar. 8 resident bag limits in 9(C) , except in the portion south of the Naknek River...etc., were changed to 4 caribou, but no more than one caribou per calendar month and only one could be a cow. On Mar. 8, this regulation expired, and it reverted back to the regulation shown above for the remainder of the season.			
Unit 9(D):		No open season	No open season

For **Hunting Seasons**, Hunt Types = **H:** Harvest Ticket; **D:** Drawing; **R:** Registration; **T:** Tier II.
For **Trapping Seasons**, **R** = Trapping is restricted in a portion of the area. Read "Areas closed to trapping"

GAME MANAGEMENT UNIT AND BAG LIMITS	HUNT TYPE	RESIDENT OPEN SEASONS	NONRESIDENT OPEN SEASONS
Unit 9(E), The Pacific drainages southwest of Seal Cape only: RESIDENT HUNTERS: Four caribou; however, only bulls may be taken July 1--Aug. 9, no more than two caribou may be taken July. 1--Aug. 31; no more than one caribou may be taken Sept. 1--Nov. 30, and only by a hunter who has taken no caribou in the state from July 1--Aug. 31; no more than two caribou may be taken Apr. 1--Apr. 30	H	July 1--Apr. 30	
NONRESIDENT HUNTERS: One caribou	H		Aug. 10--Mar. 31
Remainder of Unit 9(E): RESIDENT HUNTERS: Four caribou; however, no more than two caribou may be taken Aug. 10--Aug. 31; no more than one caribou may be taken Sept. 1--Nov. 30, and only by a hunter who has taken no caribou in the state from July 1--Aug. 31; no more than two caribou may be taken Apr. 1--Apr. 30	H	Aug. 10--Apr. 30	
NONRESIDENT HUNTERS: One caribou	H		Aug. 10--Mar. 31
MOOSE (In all single-sex hunts, evidence of sex must remain attached to the meat)			
Unit 9(A): One bull	H	Sept. 1--Sept. 15	Sept. 5--Sept. 15
Unit 9(B): RESIDENT HUNTERS: One bull	H H	Sept. 1--Sept. 15 Dec. 1--Dec. 31	
NONRESIDENT HUNTERS: One bull with 50-inch antlers or antlers with 3 or more brow tines on one side	H		Sept. 5--Sept. 15
Unit 9(C), that portion draining into the Naknek River: RESIDENT HUNTERS: One bull	H H	Sept. 1--Sept. 15 Dec. 1--Dec. 31	
NONRESIDENT HUNTERS: One bull with 50-inch antlers or antlers with 3 or more brow tines on one side	H		Sept. 5--Sept. 15
NOTE: Under federal subsistence hunting regulations, federal public lands draining into the Naknek River from the south are closed to moose hunting from Dec. 1--Dec. 31, except by residents of Units 9(A), 9(B), 9(C), and 9(E)			
Remainder of Unit 9(C): RESIDENT HUNTERS: One moose; however antlerless moose may be taken only from Dec. 1--Dec. 31.	H H	Sept. 1--Sept. 15 Dec. 1--Dec. 31	
NONRESIDENT HUNTERS: One bull with 50-inch antlers or antlers with 3 or more brow tines on one side	H		Sept. 5--Sept. 15
Unit 9(D):		No open season	No open season

For **Hunting Seasons**, Hunt Types = **H:** Harvest Ticket; **D:** Drawing; **R:** Registration; **T:** Tier II.
For **Trapping Seasons**, **R** = Trapping is restricted in a portion of the area. Read "Areas closed to trapping"

GAME MANAGEMENT UNIT AND BAG LIMITS	HUNT TYPE	RESIDENT OPEN SEASONS	NONRESIDENT OPEN SEASONS
Unit 9(E): **RESIDENT HUNTERS:** One bull; however moose taken from Sept. 10--Sept. 20 must have 50-inch antlers or antlers with 3 or more brow tines on one side	H	Sept. 10--Sept. 20 Dec. 1--Dec. 31	Sept. 10--Sept. 20
NONRESIDENT HUNTERS: One bull with 50-inch antlers or antlers with 3 or more brow tines on one side	H		Sept.10--Sept. 20
SHEEP (Horns must accompany meat from the field. Nonresident hunters must be accompanied by a guide. In all single-sex hunts, evidence of sex must remain attached to the meat)			
Unit 9: One ram with full curl horn or larger		Aug. 10--Sept. 20	Aug. 10--Sept. 20
WOLF			
Unit 9: Five wolves		Aug. 10--Apr. 30	Aug. 10--Apr. 30
WOLVERINE			
Unit 9: One wolverine		Sept. 1--Mar. 31	Sept. 1--Mar. 31
COYOTE			
Unit 9: Two coyotes		Sept. 1--April 30	Sept. 1--April 30
FOX, ARCTIC			
Unit 9: Two foxes		Sept.1--Apr. 30	Sept.1--Apr. 30
FOX, RED			
Unit 9: Two foxes		Sept. 1--Feb. 15	Sept 1--Feb. 15
LYNX			
Unit 9: Two lynx		Nov. 10--Feb. 28	Nov. 10--Feb. 28

GAME MANAGEMENT UNIT 10

GAME MANAGEMENT UNIT AND BAG LIMITS	HUNT TYPE	RESIDENT OPEN SEASONS	NONRESIDENT OPEN SEASONS
BROWN BEAR/GRIZZLY BEAR (Evidence of sex must remain attached to the hide)			
Unit 10, (Unimak Island): One bear, by permit only, every four regulatory years. Up to 15 permits may be issued	D	Oct. 1--Dec. 31 May 10--May 25	Oct. 1--Dec. 31 May 10--May 25
CARIBOU			
Unit 10, Adak Island only: No limit; by permit only	R	No closed season	No closed season
Unit 10, Unimak Island only		No open season	No open season
Unit 10, Umnak Island only		No open season	No open season
Remainder of Unit 10: No limit	H	No closed season	No closed season
WOLF			
Unit 10: Five wolves		Aug. 10--Apr. 30	Aug. 10--Apr. 30
WOLVERINE			
Unit-10: One wolverine		Sept. 1--Mar. 31	Sept. 1--Mar. 31

For **Hunting Seasons**, Hunt Types = **H:** Harvest Ticket; **D:** Drawing; **R:** Registration; **T:** Tier II.
For **Trapping Seasons**, **R** = Trapping is restricted in a portion of the area. Read "Areas closed to trapping"

GAME MANAGEMENT UNIT AND BAG LIMITS	HUNT TYPE	RESIDENT OPEN SEASONS	NONRESIDENT OPEN SEASONS
COYOTE			
Unit 10: Two coyotes		Sept. 1--April 30	Sept. 1--April 30
FOX, ARCTIC			
Unit 10: No limit		No closed season	No closed season
FOX, RED			
Unit 10: Two foxes		Sept. 1--Feb. 15	Sept 1--Feb. 15
LYNX			
Unit 10		No open season	No open season

GAME MANAGEMENT UNIT 11

GAME MANAGEMENT UNIT AND BAG LIMITS	HUNT TYPE	RESIDENT OPEN SEASONS	NONRESIDENT OPEN SEASONS
BLACK BEAR (Evidence of sex must remain attached to the hide)			
Unit 11: Three bears		No closed season	No closed season
BROWN BEAR/GRIZZLY BEAR (Evidence of sex must remain attached to the hide)			
Unit 11: One bear every four regulatory years		Sept. 1--Oct. 31 Apr. 25--May 31	Sept. 1--Oct. 31 Apr. 25--May 31
BISON			
Unit 11		No open season	No open season
CARIBOU			
Unit 11		No open season	No open season
MOUNTAIN GOAT (Nonresident hunters must be accompanied by a guide)			
Unit 11: One goat by permit only	R	Sept. 1--Nov. 30	Sept. 1--Nov. 30
MOOSE (In all single-sex hunts, evidence of sex must remain attached to the meat)			
Unit 11: One bull with spike-fork or 50-inch antlers or antlers with 3 or more brow tines on one side	H	Aug. 20--Sept. 20	Aug. 20--Sept. 20
SHEEP (Horns must accompany meat from the field. In all single-sex hunts, evidence of sex must remain attached to the meat)			
Unit 11: **RESIDENT HUNTERS:** One sheep	H	Aug. 10--Sept. 20	
NONRESIDENT HUNTERS: One ram with full curl horn or larger	H		Aug. 10--Sept. 20
WOLF			
Unit 11: Five wolves		Aug. 10--Apr. 30	Aug. 10--Apr. 30
WOLVERINE			
Unit 11: One wolverine		Sept. 1--Jan 31	Sept. 1--Jan. 31
NOTE: Under federal subsistence hunting regulations, federal lands in Unit 11 are closed to wolverine hunting except by federally-eligible rural residents of Alaska			

For **Hunting Seasons**, Hunt Types = **H:** Harvest Ticket; **D:** Drawing; **R:** Registration; **T:** Tier II.
For **Trapping Seasons**, R = Trapping is restricted in a portion of the area. Read "Areas closed to trapping"

GAME MANAGEMENT UNIT AND BAG LIMITS	HUNT TYPE	RESIDENT OPEN SEASONS	NONRESIDENT OPEN SEASONS
COYOTE			
Unit 11: Two coyotes		Sept. 1--April 30	Sept. 1--April 30
FOX, RED			
Unit 11: Two foxes		Sept. 1--Feb. 15	Sept 1--Feb. 15
LYNX			
Unit 11: Two lynx		Nov. 10--Jan. 31	Nov. 10--Jan. 31

GAME MANAGEMENT UNIT 12

GAME MANAGEMENT UNIT AND BAG LIMITS	HUNT TYPE	RESIDENT OPEN SEASONS	NONRESIDENT OPEN SEASONS
BLACK BEAR (Evidence of sex must remain attached to the hide)			
Unit 12: Three bears		No closed season	No closed season
BROWN BEAR/GRIZZLY BEAR (Evidence of sex must remain attached to the hide)			
Unit 12: One bear every regulatory year. A bear taken in this unit does not count against the one bear every four years bag limit in other units; however, no person may take more than one bear statewide per regulatory year		Sept. 1--May 31	Sept. 1--May 31
CARIBOU (In all single-sex hunts, evidence of sex must remain attached to the meat)			
Unit 12, west of the Nabesna River within the drainages of Jack Creek, Platinum Creek, and Totschunda Creek		No open season	No open season
Unit 12, that portion east of the Nabesna River and south of the winter trail from the Nabesna River to Pickeral Lake to the Canadian border:		No open season	No open season
Remainder of Unit 12: RESIDENT HUNTERS: One bull; however, 1 bull may be taken by permit only during the Nov. 1--Nov. 10 season. Up to 300 Nelchina caribou and 50 Mentasta bull may be taken	H R	Sept. 1--Sept 20 Nov. 1--Nov. 10	Sept. 1--Sept 20 Nov. 1--Nov. 10
NONRESIDENT HUNTERS: One bull	H		Sept. 1--Sept. 20
MOUNTAIN GOAT			
Unit 12		No open season	No open season
MOOSE (In all single-sex hunts, evidence of sex must remain attached to the meat)			
Unit 12, that portion drained by the Little Tok River upstream from and including the first eastern tributary from the headwaters of Tuck Creek: One bull with spike-fork or 50-inch antlers or antlers with four or more brow tines on one side	H	Sept. 1--Sept. 15	Sept. 5--Sept. 15

For **Hunting Seasons**, Hunt Types = **H:** Harvest Ticket; **D:** Drawing; **R:** Registration; **T:** Tier II.
For **Trapping Seasons**, **R** = Trapping is restricted in a portion of the area. Read "Areas closed to trapping"

GAME MANAGEMENT UNIT AND BAG LIMITS	HUNT TYPE	RESIDENT OPEN SEASONS	NONRESIDENT OPEN SEASONS
MOOSE (In all single-sex hunts, evidence of sex must remain attached to the meat)			
Unit 12, that portion lying east of the Nabesna River and south of the winter trail running southeast from Pickerel Lake to the Canadian border: One bull with 50-inch antlers or antlers with four or more brow tines on one side	H	Sept. 1--Sept. 30	Sept. 1--Sept. 30
Remainder of Unit 12: RESIDENT HUNTERS: One bull	H	Sept. 1--Sept. 15	
NONRESIDENT HUNTERS: One bull with 50-inch antlers or antlers with four or more brow tines on one side	H		Sept. 5--Sept. 15
SHEEP (Horns must accompany meat from the field. In all single-sex hunts, evidence of sex must remain attached to the meat)			
Unit 12, those portions known as the Tok Management Area: One ram with full curl horn or larger, every four regulatory years, by permit only. Up to 120 permits may be issued	D	Aug. 10--Sept. 20	Aug. 10--Sept. 20
Remainder of Unit 12: One ram with full curl horn or larger	H	Aug. 10--Sept. 20	Aug. 10--Sept. 20
WOLF			
Unit 12: Five wolves		Aug. 10--Apr. 30	Aug. 10--Apr. 30
WOLVERINE			
Unit 12: One wolverine		Sept. 1--Mar. 31	Sept. 1--Mar. 31
COYOTE			
Unit 12: Two coyotes		Sept. 1--April 30	Sept. 1--April 30
FOX, RED			
Unit 12: Ten foxes; however, no more than two foxes may be taken before Oct. 1		Sept. 1--Mar. 15	Sept. 1--Mar. 15
LYNX			
Units 12: Two lynx		Nov. 1--Jan. 31	Nov. 1--Jan. 31

For **Hunting Seasons**, Hunt Types = **H:** Harvest Ticket; **D:** Drawing; **R:** Registration; **T:** Tier II.
For **Trapping Seasons**, **R** = Trapping is restricted in a portion of the area. Read "Areas closed to trapping"

GAME MANAGEMENT UNIT 13

GAME MANAGEMENT UNIT AND BAG LIMITS	HUNT TYPE	RESIDENT OPEN SEASONS	NONRESIDENT OPEN SEASONS
BLACK BEAR (Evidence of sex must remain attached to the hide)			
Unit 13: Three bears		No closed season	No closed season
BROWN BEAR/GRIZZLY BEAR (Evidence of sex must remain attached to the hide)			
Unit 13(E), that portion west of the Alaska Railroad: One bear every four regulatory years.		Sept. 10--May 31	Sept. 10--May 31
Remainder of Unit 13: One bear every four regulatory years.		Sept. 1--May 31	Sept. 1--May 31
CARIBOU (In all single-sex hunts, evidence of sex must remain attached to the meat)			
Unit 13(E) One caribou, by permit only	T T	Aug. 10--Sept. 20 (Subsistence hunt only) Jan 5--Jan. 27 (Subsistence hunt only)	No open season
Remainder of Unit 13*: One caribou by permit only	T T	Aug. 10--Sept. 20 (Subsistence hunt only Jan. 5--Mar. 31 (Subsistence hunt only	No open season
***NOTE:** Up to 10,000 permits will be issued. Season will be closed when 5000 caribou have been taken. Caribou may not be taken within 1/2 mile of the Alaska Pipeline. During the Jan. 5--Mar. 31 season only antlered caribou may be taken, and only in Unit 13, except for that portion of Unit 13 within one-half mile of the Alaska Pipeline and that portion of Unit 13(C) south of the Glenn (Tok Cutoff) Hwy			
MOUNTAIN GOAT (Nonresident hunters must be accompanied by a guide)			
Unit 13(D): One goat by permit only; up to 35 permits will be issued; the taking of kids with a horn length of 3" or less or nannies accompanied by kids is prohibited	D	Aug. 10--Sept. 20	Aug. 10--Sept. 20
Remainder of Unit 13		No open season	No open season
MOOSE (In all single-sex hunts, evidence of sex must remain attached to the meat)			
Unit 13(A), that portion between Kosina Creek and the Oshetna River: One bull with spike-fork or 50-inch antlers or antlers with 3 or more brow tines on one side; however, one antlerless moose may be taken by permit only during Sept. 1--Sept. 15; up to 25 permits will be issued	H D	Aug. 20--Sept. 20 Sept. 1--Sept. 15	Aug. 20--Sept. 20 Sept. 1--Sept. 15

For **Hunting Seasons**, Hunt Types = **H:** Harvest Ticket; **D:** Drawing; **R:** Registration; **T:** Tier II.
For **Trapping Seasons**, **R** = Trapping is restricted in a portion of the area. Read "Areas closed to trapping"

GAME MANAGEMENT UNIT AND BAG LIMITS	HUNT TYPE	RESIDENT OPEN SEASONS	NONRESIDENT OPEN SEASONS
MOOSE (In all single-sex hunts, evidence of sex must remain attached to the meat)			
Unit 13(A), that portion between the Oshetna River, and the Little Nelchina River, and west of the Lake Louise Road, Lake Susitna, and Tyone River: One bull with spike-fork or 50-inch antlers or antlers with 3 or more brow tines on one side; however, one antlerless moose may be taken by permit only during Sept. 1--Sept. 15; up to 25 permits will be issued	H D	Aug. 20--Sept. 20 Sept. 1--Sept. 15	Aug. 20--Sept. 20 Sept. 1--Sept. 15
Unit 13(A), that portion between the Little Nelchina River and the Chickaloon River, and that portion within the Talkeetna River drainage south of Aspen Creek: One bull with spike-fork or 50-inch antlers or antlers with 3 or more brow tines on one side; however, one antlerless moose may be taken by drawing permit only during Sept. 1--Sept. 15; up to 25 permits will be issued	H D	Aug. 20--Sept. 20 Sept. 1--Sept. 15	Aug. 20--Sept. 20 Sept. 1--Sept. 15
Remainder of Unit 13: One bull with spike-fork or 50-inch antlers or antlers with 3 or more brow tines on one side	H	Aug. 20--Sept. 20	Aug. 20--Sept. 20
SHEEP (Horns must accompany meat from the field. In all single-sex hunts, evidence of sex must remain attached to the meat)			
Unit 13, that portion within the Tok Management Area: One ram with full curl horn or larger, every four regulatory years, by permit only. Up to 120 permits may be issued	D	Aug. 10--Sept. 20	Aug. 10--Sept. 20
Unit 13, that portion within the Delta Controlled Use Area: One ram with full curl horn or larger, by permit only. Up to 150 permits may be issued	D	Aug. 10--Sept. 20	Aug. 10--Sept. 20
Remainder of Unit 13: One ram with full curl horn or larger.	H	Aug. 10--Sept. 20	Aug. 10--Sept. 20
WOLF			
Unit 13: Five wolves		Aug. 10--Apr. 30	Aug. 10--Apr. 30
WOLVERINE			
Unit 13: One wolverine		Sept. 1--Jan 31	Sept. 1--Jan. 31
Note: Under federal subsistence hunting regulations, federal public lands in Units 11 and 13 are closed to wolverine hunting except by federally-eligible rural residents of Alaska			
COYOTE			
Unit 13: Two coyotes		Sept. 1--April 30	Sept. 1--April 30
FOX, RED			
Unit 13: Two foxes		Sept. 1--Feb. 15	Sept 1--Feb. 15
LYNX			
Unit 13: Two lynx		Nov. 10--Jan. 31	Nov. 10--Jan. 31

For **Hunting Seasons**, Hunt Types = **H:** Harvest Ticket; **D:** Drawing; **R:** Registration; **T:** Tier II.
For **Trapping Seasons**, **R** = Trapping is restricted in a portion of the area. Read "Areas closed to trapping"

GAME MANAGEMENT UNIT 14

GAME MANAGEMENT UNIT AND BAG LIMITS	HUNT TYPE	RESIDENT OPEN SEASONS	NONRESIDENT OPEN SEASONS
BLACK BEAR (Evidence of sex must remain attached to the hide)			
Unit 14(A): One bear		Sept. 1--May 25	Sept. 1--May 25
Remainder of Unit 14: One bear		No closed season	No closed season
BROWN BEAR/GRIZZLY BEAR (Evidence of sex must remain attached to the hide)			
Unit 14: One bear every four regulatory years.		Sept. 15--Oct. 10 May 1--May 25	Sept. 15--Oct. 10 May 1--May 25
CARIBOU			
Units 14(A), and 14(C)		No open season	No open season
Unit 14(B): One caribou by drawing permit only; up to 100 permits may be issued	D	Aug. 10--Sept. 20	Aug. 10--Sept. 20
MOUNTAIN GOAT (Nonresident hunters must be accompanied by a guide)			
Unit 14(A), north of the Matanuska River, and Unit 14(B)		No open season	No open season
Remainder of Unit 14: One goat by permit only; however, from Oct. 16--Oct. 31 goats may be taken by bow and arrow only in Unit 14(C)	R	Sept. 1--Oct. 31	Sept. 1--Oct. 31
MOOSE (In all single-sex hunts, evidence of sex must remain attached to the meat)			
Unit 14(A): One bull with spike-fork or 50-inch antlers or antlers with 3 or more brow tines on one side;	H	Aug. 20--Sept. 20	Aug. 20--Sept. 20
However, antlerless moose may be taken by permit only, and only antlerless moose may be taken, by permit only, from Nov.1--Nov.15; up to 600 permits will be issued	D	Nov. 1--Nov. 15	Nov. 1--Nov. 15
Unit 14(B): One bull with spike-fork or 50-inch antlers or antlers with 3 or more brow tines on one side	H	Aug. 20--Sept. 20	Aug. 20--Sept. 20
Unit 14(C), that portion of the Fort Richardson Management Area north of Eagle River: One moose, by permit only, by muzzle loading rifle; up to 35 permits will be issued	D	Sept. 6--Nov. 15	Sept.6--Nov. 15
Unit 14(C), Fort Richardson Management Area: One moose, by permit only, by bow and arrow only; up to 125 permits will be issued.	D	Sept. 6--Nov. 15 Dec. 15--Jan. 15	Sept. 6--Nov. 15 Dec. 15--Jan. 15
Unit 14(C), Elmendorf Air Force Base: One moose, by permit only, by bow and arrow only; up to 15 permits will be issued	D	Sept. 6--Sept. 30	Sept.6--Sept. 30

For **Hunting Seasons**, Hunt Types = **H:** Harvest Ticket; **D:** Drawing; **R:** Registration; **T:** Tier II.
For **Trapping Seasons**, **R** = Trapping is restricted in a portion of the area. Read "Areas closed to trapping"

GAME MANAGEMENT UNIT AND BAG LIMITS	HUNT TYPE	RESIDENT OPEN SEASONS	NONRESIDENT OPEN SEASONS
Unit 14(C), that portion known as the Birchwood Management Area: One moose, by permit only, by bow and arrow; up to 25 permits will be issued	D	Sept. 6--Sept. 30	Sept. 6--Sept. 30
Unit 14(C), that portion known as the Anchorage Management Area		No open season	No open season
Unit 14(C), the Eklutna Lake Management Area: One bull by bow and arrow only, by permit only; up to 10 bulls may be taken	R	Sept. 6--Sept. 30	Sept. 6--Sept 30
Unit 14(C), that portion within the 20 Mile River drainage: One moose, by permit only. Up to 60 permits for antlered moose and up to 70 permits for antlerless moose will be issued; the antlered moose season will close Sept. 30	D	Aug. 20--Oct. 10	Aug. 20--Oct. 10
Remainder of Unit 14(C), including Chugach State Park Management Area: One moose; however, antlerless moose may be taken by permit only. Up to 60 permits will be issued	D	Sept. 6--Sept. 20	Sept. 6--Sept. 20
SHEEP (Horns must accompany meat from the field. In all single-sex hunts, evidence of sex must remain attached to the meat)			
Units 14(A) ,and 14(B): One ram with full curl horn or larger.	H	Aug. 10--Sept. 20	Aug. 10--Sept. 20
Unit 14(C), the Eklutna Management Area: One sheep, by permit only, and by bow and arrow only; up to 25 permits will be issued	D	Sept. 6--Sept. 30	Sept.6--Sept. 30
Remainder of Unit 14(C): One sheep, by permit only; up to 240 permits will be issued.	D	Aug. 10--Sept. 30	Aug. 10--Sept. 30
One sheep, by permit only; up to 80 permits will be issued for bow and arrow only	D	Oct. 1--Oct. 10	Oct. 1--Oct. 10
WOLF			
Unit 14: Five wolves		Aug. 10--Apr. 30	Aug. 10--Apr. 30
WOLVERINE			
Unit 14: One wolverine		Sept. 1--Jan 31	Sept. 1--Jan. 31
COYOTE			
Unit 14: Two coyotes		Sept. 1--April 30	Sept. 1--April 30
FOX, RED			
Unit 14		No open season	No open season
LYNX			
Unit 14:		No open season	No open season

For **Hunting Seasons**, Hunt Types = **H:** Harvest Ticket; **D:** Drawing; **R:** Registration; **T:** Tier II.
For **Trapping Seasons**, R = Trapping is restricted in a portion of the area. Read "Areas closed to trapping"

GAME MANAGEMENT UNIT 15

GAME MANAGEMENT UNIT AND BAG LIMITS	HUNT TYPE	RESIDENT OPEN SEASONS	NONRESIDENT OPEN SEASONS
BLACK BEAR (Evidence of sex must remain attached to the hide)			
Unit 15: Two bears; however, only one bear may be taken July 1-Dec. 31 and one bear may be taken Jan. 1-June 30		No closed season	No closed season
BROWN BEAR/GRIZZLY BEAR (Evidence of sex must remain attached to the hide)			
Unit 15: One bear every four regulatory years		Oct. 1--Oct. 15 May 10--May 25	Oct. 1--Oct. 15 May 10--May 25
CARIBOU			
Unit 15(A)		No open season	No open season
Unit 15(B), that portion south and west of Killey River in the Kenai National Wildlife Refuge: One caribou, by permit only; up to 25 permits will be issued	D	Aug. 10--Sept. 20	Aug. 10--Sept. 20
Remainder of Unit 15		No open season	No open season
MOUNTAIN GOAT (Nonresident hunters must be accompanied by a guide)			
Unit 15(C) that portion south and west of the Kenai Fjords National Park, the creek draining Southern Glacier, and Tutka Bay: One goat by Tier II subsistence permit only OR	T	Aug. 1--Sept. 30 (Subsistence hunt only)	No open season
One goat by permit only	R	Oct. 15--Nov. 30	
Unit 15(C), that portion in Hunt Areas RG360, and RG363: One goat by drawing permit only in the Aug. 10--Sept. 30 season, OR	D	Aug. 10--Sept. 30 (General hunt only)	Aug. 10--Sept. 30
One goat by registration permit only in the Oct. 15--Oct. 22 season	R	Oct. 15--Oct. 22 (General hunt only)	Oct. 15--Oct. 22
Remainder of Unit 15: One goat by drawing permit only in the Aug. 10--Sept. 30 season; OR	D	Aug. 10--Sept. 30 (General hunt only)	Aug. 10--Sept. 30
One goat by registration permit only in the Oct. 15--Nov. 30 season	R	Oct. 15--Nov. 30 (General hunt only)	Oct. 15--Nov. 30
MOOSE (In all single-sex hunts, evidence of sex must remain attached to the meat)			
Unit 15(A), the Skilak Loop Wildlife Management Area: One antlerless moose, by permit only; up to 30 permits may be issued. The taking of calves and females accompanied by calves is prohibited	D	Sept. 21--Sept. 30	Sept. 21--Sept. 30

For **Hunting Seasons**, Hunt Types = **H:** Harvest Ticket; **D:** Drawing; **R:** Registration; T: Tier II.
For **Trapping Seasons**, R = Trapping is restricted in a portion of the area. Read "Areas closed to trapping"

GAME MANAGEMENT UNIT AND BAG LIMITS	HUNT TYPE	RESIDENT OPEN SEASONS	NONRESIDENT OPEN SEASONS
Unit 15(B), that portion bounded by a line running from the mouth of Shantatalik Creek on Tustumena Lake, northward to the west fork of Funny River; then downstream along the west fork of Funny River to the Kenai National Wildlife Refuge boundary; then east along the refuge boundary to its junction with the Kenai River; then eastward along the south side of the Kenai River and Skilak Lake; then south along the western side of Skilak River, Skilak Glacier, and Harding Icefield; then west along the Subunit 15(B) boundary to the mouth of Shantatalik Creek:			
One bull with 50-inch antlers or antlers with 3 or more brow tines on one side, by permit only; up to 100 permits may be issued	D D	Sept. 1--Sept. 20 Sept. 26--Oct. 15	Sept. 1--Sept. 20 Sept. 26--Oct. 15
Unit 15(C), that portion southwest of a line from Point Pogibshi to the point of land between Rocky Bay and Windy Bay:			
One bull, by permit only	T	Sept. 1--Sept. 30	No open season
Remainder of Units 15(A), 15(B) and 15(C):			
One bull with spike-fork or 50-inch antlers or antlers with 3 or more brow tines on one side	H	Aug. 20--Sept. 20	Aug. 20--Sept. 20
SHEEP			
(Horns must accompany meat from the field. In all single-sex hunts, evidence of sex must remain attached to the meat)			
Unit 15, that portion east of Fuller Lake trail and south of DikeCreek:			
One ram with full curl horn or larger. however, one ewe may be taken by permit only; up to 50 permits will be issued	H,D	Aug. 10--Sept. 20	Aug. 10--Sept. 20
Remainder of Unit 15:			
One ram with full curl horn or larger.	H	Aug. 10--Sept. 20	Aug. 10--Sept. 20
WOLF			
Unit 15, within the Kenai National Wildlife Refuge:			
Two wolves		Aug. 10--Apr. 30	Aug. 10--Apr. 30
Unit 15, outside the Kenai National Wildlife Refuge:			
Five wolves		Aug. 10--Apr. 30	Aug. 10--Apr. 30
WOLVERINE			
Unit 15: One wolverine		Sept. 1--Mar. 31	Sept. 1--Mar. 31

For **Hunting Seasons**, Hunt Types = **H:** Harvest Ticket; **D:** Drawing; **R:** Registration; **T:** Tier II.
For **Trapping Seasons**, **R** = Trapping is restricted in a portion of the area. Read "Areas closed to trapping"

GAME MANAGEMENT UNIT AND BAG LIMITS	HUNT TYPE	RESIDENT OPEN SEASONS	NONRESIDENT OPEN SEASONS
COYOTE			
Unit 15: Two coyotes		Sept. 1--April 30	Sept. 1--April 30
FOX, RED			
Unit 15		No open season	No open season
LYNX			
Unit 15		No open season	No open season

GAME MANAGEMENT UNIT 16

GAME MANAGEMENT UNIT AND BAG LIMITS	HUNT TYPE	RESIDENT OPEN SEASONS	NONRESIDENT OPEN SEASONS
BLACK BEAR (Evidence of sex must remain attached to the hide)			
Unit 16: Three bears		No closed season	No closed season
BROWN BEAR/GRIZZLY BEAR (Evidence of sex must remain attached to the hide)			
Unit 16: One bear every four regulatory years.		Sept. 1--May 25	Sept. 1--May 25
CARIBOU (In all single-sex hunts, evidence of sex must remain attached to the meat)			
Unit 16: One bull	H	Aug. 10--Oct. 10	Aug. 10--Oct. 10
MOOSE (In all single-sex hunts, evidence of sex must remain attached to the meat)			
Unit 16(A): One bull with spike-fork or 50-inch antlers or antlers with 3 or more brow tines on one side; however, any bull may be taken, by permit only, from Nov. 1--Nov. 15; up to 200 permits will be issued	H D	Aug. 20--Sept. 20 Nov. 1--Nov. 15	Aug. 20--Sept. 20 Nov. 1--Nov. 15
Unit 16(B), Kalgin Island: One bull	H	Aug. 20--Sept. 20	Aug. 20--Sept. 20
Unit 16(B), Redoubt Bay drainages south and west of and including the Kustatan River drainage: One bull with spike-fork or 50-inch antlers or antlers with 3 or more brow tines on one side	H	Aug. 20--Sept. 20	No open season
Unit 16(B), that portion north and east of the Beluga River, Beluga Lake and Triumvirate Glacier: One moose, however bulls must have spike-fork or 50-inch antlers or antlers with 3 or more brow tines on one side; Any bull may be taken, by permit only, during the period Dec. 1--Jan. 15; up to 100 bulls may be taken in the winter hunt	H T	Aug. 20--Sept. 20 Dec. 1--Jan. 15	Aug. 20--Sept. 20 No open season
Remainder of Unit 16(B): One bull, by permit only; up to 20 bulls may be taken	T T	Aug. 20--Sept. 20 Jan.1--Jan. 14 (Subsistence hunts only)	No open season

For **Hunting Seasons**, Hunt Types = **H:** Harvest Ticket; **D:** Drawing; **R:** Registration; **T:** Tier II.
For **Trapping Seasons**, **R** = Trapping is restricted in a portion of the area. Read "Areas closed to trapping"

GAME MANAGEMENT UNIT AND BAG LIMITS	HUNT TYPE	RESIDENT OPEN SEASONS	NONRESIDENT OPEN SEASONS
SHEEP (Horns must accompany meat from the field. In all single-sex hunts, evidence of sex must remain attached to the meat)			
Unit 16: One ram with full curl horn or larger	H	Aug. 10--Sept. 20	Aug. 10--Sept. 20
WOLF			
Unit 16: Five wolves		Aug. 10--Apr. 30	Aug. 10--Apr. 30
WOLVERINE			
Unit 16(A): One wolverine		Sept. 1--Jan 31	Sept. 1--Jan. 31
Unit 16(B): One wolverine		Sept. 1--Mar. 31	Sept. 1--Mar. 31
COYOTE			
Unit 16: Two coyotes		Sept. 1--April 30	Sept. 1--April 30
FOX, RED			
Unit 16: Two foxes		Sept. 1--Feb. 15	Sept 1--Feb. 15
LYNX			
Unit 16		No open season	No open season

GAME MANAGEMENT UNIT 17

GAME MANAGEMENT UNIT AND BAG LIMITS	HUNT TYPE	RESIDENT OPEN SEASONS	NONRESIDENT OPEN SEASONS
BLACK BEAR (Evidence of sex must remain attached to the hide)			
Unit 17: RESIDENT HUNTERS: Two bears		Aug. 1--May 31	
NONRESIDENT HUNTERS: One bear			Aug. 1--May 31
BROWN BEAR/GRIZZLY BEAR (Evidence of sex must remain attached to the hide)			
Units 17(A) and 17(C): One bear every four regulatory years		Sept. 10--Oct. 10 May 10--May 25	Sept. 10--Oct. 10 May 10--May 25
Unit 17(B): One bear every four regulatory years		Sept. 20--Oct. 10 May 10--May 25	Sept. 20--Oct. 10 May 10--May 25
Units 17(A), and 17(B) those portions in the Western Alaska Brown Bear Management Area: One bear every regulatory year. Hunters must register to hunt	R	Sept. 1--May 31 (Subsistence hunt only)	No open season
CARIBOU (In all single-sex hunts, evidence of sex must remain attached to the meat)			
Unit 17(A), and that portion of Unit 17(C) west of the Nushagak River		No open season	No open season
Unit 17(B), and that portion of Unit 17(C) east of the Nushagak River: RESIDENT HUNTERS: Five caribou; however, no more than two may be bulls	H	Aug. 1--Apr. 15	

For **Hunting Seasons**, Hunt Types = **H:** Harvest Ticket; **D:** Drawing; **R:** Registration; **T:** Tier II.
For **Trapping Seasons**, R = Trapping is restricted in a portion of the area. Read "Areas closed to trapping"

GAME MANAGEMENT UNIT AND BAG LIMITS	HUNT TYPE	RESIDENT OPEN SEASONS	NONRESIDENT OPEN SEASONS
NONRESIDENT HUNTERS: Two caribou	H		Aug. 1--Apr. 15
MOOSE (In all single-sex hunts, evidence of sex must remain attached to the meat)			
Unit 17(A)		No open season	No open season
Unit 17(B), that portion which includes all drainages of the Mulchatna River upstream from and including the Chilchitna River drainage: **RESIDENT HUNTERS:** One bull by permit only. However, during the period Sept. 1--Sept. 15 bulls with spike-fork or 50-inch antlers or antlers with 3 or more brow tines on one side may be taken with a harvest ticket	R H	Aug. 20--Sept. 15 Sept. 1--Sept. 15	
NONRESIDENT HUNTERS: One bull with 50-inch antlers or antlers with 3 or more brow tines on one side	H		Sept. 1--Sept. 15
Remainder of Unit 17(B); **RESIDENT HUNTERS:** One bull by registration permit; however, during the period Sept. 1--Sept. 15 bulls with spike-fork or 50-inch antlers or antlers with 3 or more brow tines on one side may be taken with a harvest ticket	R R H	Aug. 20--Sept. 20 Dec. 1--Dec. 31 Sept. 1--Sept. 15	
NONRESIDENT HUNTERS: One bull with 50-inch antlers or antlers with 3 or more brow tines on one side	H		Sept.1--Sept. 15
Unit 17(C), that portion including the Iowithla drainage, Sunshine Valley, and all lands west of Wood River and south of Aleknagik Lake: One bull, by permit only; however during the period Sept. 1--Sept. 15 bulls with spike-fork or 50-inch antlers or antlers with 3 or more brow tines on one side may be taken with a harvest ticket	R H	Aug. 20--Sept. 15 Sept. 1--Sept. 15	No open season
Remainder of Unit 17(C): One bull, by permit only; however, during the period Sept. 1--Sept. 15 bulls with spike-fork or 50-inch antlers or antlers with 3 or more brow tines on one side may be taken with a harvest ticket	R R H	Aug. 20--Sept 15 Dec. 1--Dec. 31 Sept. 1--Sept. 15	No open season
SHEEP (Horns must accompany meat from the field. In all single-sex hunts, evidence of sex must remain attached to the meat)			
Unit 17: One ram with full curl horn or larger	H	Aug. 10--Sept. 20	Aug. 10--Sept. 20

For **Hunting Seasons**, Hunt Types = **H:** Harvest Ticket; **D:** Drawing; **R:** Registration; **T:** Tier II.
For **Trapping Seasons**, **R** = Trapping is restricted in a portion of the area. Read "Areas closed to trapping"

GAME MANAGEMENT UNIT AND BAG LIMITS	HUNT TYPE	RESIDENT OPEN SEASONS	NONRESIDENT OPEN SEASONS
WOLF			
Unit 17: Five wolves		Aug. 10--Apr. 30	Aug. 10--Apr. 30
WOLVERINE			
Unit 17: One wolverine		Sept. 1--Mar. 31	Sept. 1--Mar. 31
COYOTE			
Unit 17: Two coyotes		Sept. 1--April 30	Sept. 1--April 30
FOX, ARCTIC			
Unit 17: Two foxes		Sept.1--Apr. 30	Sept.1--Apr. 30
FOX, RED			
Unit 17		No open season	No open season
LYNX			
Unit 17: Two lynx		Nov. 10--Feb. 28	Nov. 10--Feb. 28

Game Management Unit 18

GAME MANAGEMENT UNIT AND BAG LIMITS	HUNT TYPE	RESIDENT OPEN SEASONS	NONRESIDENT OPEN SEASONS
BLACK BEAR (Evidence of sex must remain attached to the hide)			
Unit 18: Three bears		No closed season	No closed season
BROWN BEAR/GRIZZLY BEAR (Evidence of sex must remain attached to the hide)			
Unit 18 that portion in the Western Alaska Brown Bear Management Area: One bear every regulatory year Hunters must register to hunt	R	Sept. 10--May 31 (Subsistence hunt Only)	No open season
Unit 18: One bear every four regulatory years		Sept. 10--Oct. 10 May 10--May 25	Sept. 10--Oct. 10 May 10--May 25
CARIBOU (In all single-sex hunts, evidence of sex must remain attached to the meat)			
Unit 18, north of the Yukon River: One caribou	H	Feb. 1--Mar. 31	Feb. 1--Mar. 31
Note: Under federal subsistence hunting regulations, federal public lands in Unit 18 north of the Yukon River are closed to all caribou hunting			
Unit 18, south of the Yukon River: Two caribou; however, only 1 bull caribou may be taken during Sept. 1-Sept. 30 by registration permit only	H R	Sept. 1--Mar. 15 Sept. 1--Sept. 30	
Unit 18, south of the Kuskokwim River: One bull caribou, by permit only Two caribou	R H	Sept. 1--Sept.30 (Subsistence hunt only) Oct. 29--Dec. 14	No open season No open season

For **Hunting Seasons**, Hunt Types = **H:** Harvest Ticket; **D:** Drawing; **R:** Registration; **T:** Tier II.
For **Trapping Seasons**, **R** = Trapping is restricted in a portion of the area. Read "Areas closed to trapping"

GAME MANAGEMENT UNIT AND BAG LIMITS	HUNT TYPE	RESIDENT OPEN SEASONS	NONRESIDENT OPEN SEASONS
MOOSE (In all single-sex hunts, evidence of sex must remain attached to the meat)			
Unit 18, that portion north and west of a line from Cape Romanzof to Kuzilvak Mountain, and then to Mountain Village, and west of (but not including) the drainage of the Andreafsky River:			
One bull	H	Sept. 5--Sept. 25	Sept. 5--Sept. 25
Remainder of Unit 18:			
One bull	H H	Sept. 1--Sept. 30 Dec. 27-- Jan. 5	Sept. 1--Sept. 30
Note: Under federal subsistence hunting regulations, federal public lands in Unit 18 are closed to moose hunting, except by residents of Unit 18 and Upper Kalskag			
MUSK OXEN (In all hunts, evidence of sex must remain attached to the meat)			
Unit 18, Nunivak Island:			
One bull by drawing permit only, with up to 10 permits issued for the fall season and up to 35 permits for the spring season; however one cow may be taken by registration permit only, with up to 30 permits issued on a first-come, first-served basis, beginning in the fall and continuing in the spring	D,R D,R	Sept. 1--Sept. 30 Feb. 1--Mar. 15	Sept. 1--Sept. 30 Feb. 1--Mar. 15
Unit 18, Nelson Island:			
One musk ox, by permit only; up to 30 permits will be issued on a first-come, first-served basis	R	Feb. 1--Mar. 25	Feb. 1--Mar. 25
Remainder of Unit 18		No open season	No open season
WOLF			
Unit 18: Five wolves		Aug. 10--Apr. 30	Aug. 10--Apr. 30
WOLVERINE			
Unit 18: One wolverine		Sept. 1--Mar. 31	Sept. 1--Mar. 31
COYOTE			
Unit 18: Two coyotes		Sept. 1--April 30	Sept. 1--April 30
FOX, ARCTIC			
Unit 18: Two foxes		Sept.1--Apr. 30	Sept.1--Apr. 30
FOX, RED			
Unit 18:			
Ten foxes; however, no more than two foxes may be taken prior to Oct. 1		Sept. 1--Mar. 15	Sept. 1--Mar. 15
LYNX			
Unit 18: Two lynx		Nov. 10--Mar. 31	Nov. 10--Mar. 31

For **Hunting Seasons**, Hunt Types = **H:** Harvest Ticket; **D:** Drawing; **R:** Registration; **T:** Tier II.
For **Trapping Seasons**, **R** = Trapping is restricted in a portion of the area. Read "Areas closed to trapping"

GAME MANAGEMENT UNIT 19

GAME MANAGEMENT UNIT AND BAG LIMITS	HUNT TYPE	RESIDENT OPEN SEASONS	NONRESIDENT OPEN SEASONS
BLACK BEAR (Evidence of sex must remain attached to the hide)			
Unit 19: Three bears		No closed season	No closed season
BROWN BEAR/GRIZZLY BEAR (Evidence of sex must remain attached to the hide)			
Unit 19(A) and 19(B), those portions within the Western Brown Bear Management Area: One bear every regulatory year. Hunters must register to hunt	R	Sept. 1--May 31 (Subsistence hunt only)	No open season
Units 19(A), 19(C), and 19(D): One bear every four regulatory years		Sept. 1--May 31	Sept. 1--May 31
Unit 19(B): One bear every four regulatory years		Sept. 10--May 25	Sept. 10--May 25
BISON			
Unit 19: One bison, by permit only, every 5 regulatory years. Up to 100 permits will be issued	D D	Aug. 22--Sep. 30 Mar. 1--Mar. 31	Aug. 22--Sep. 30 Mar. 1--Mar. 31
CARIBOU (In all single-sex hunts, evidence of sex must remain attached to the meat)			
Unit 19(A), that portion within the Lime Village Management Area: RESIDENT HUNTERS: Four caribou; however, cows with calves may not be taken from April 1--Aug. 9	H	July 1--June 30	
NONRESIDENT HUNTERS: One caribou	H		Aug. 10--Mar. 31
Unit 19(A), north of the Kuskokwim River: One caribou	H	Aug. 10--Sept. 30 Nov. 1--Feb. 28	Aug. 10--Sept. 30
Unit 19(A), south of the Kuskokwim River (except the Lime Village Management Area) and Unit 19(B) RESIDENT HUNTERS: Five caribou; however, no more than two may be bulls	H	Aug. 1--Apr. 15	
NONRESIDENT HUNTERS: Two caribou	H		Aug. 1--Apr. 15
Unit 19(C): One bull	H	Aug. 10--Oct. 10	Aug. 10--Oct. 10
Unit 19(D), south and east of the Kuskokwim River and North Fork of the Kuskokwim River: One caribou	H H	Aug. 10--Sept. 30 Nov. 1--Jan. 31	
Remainder of Unit 19(D): One caribou	H	Aug. 10--Sept. 30	Aug. 10--Sept. 30

Seasons

For **Hunting Seasons**, Hunt Types = **H:** Harvest Ticket; **D:** Drawing; **R:** Registration; **T:** Tier II.
For **Trapping Seasons**, R = Trapping is restricted in a portion of the area. Read "Areas closed to trapping"

GAME MANAGEMENT UNIT AND BAG LIMITS	HUNT TYPE	RESIDENT OPEN SEASONS	NONRESIDENT OPEN SEASONS
MOOSE (In all single-sex hunts, evidence of sex must remain attached to the meat)			
Unit 19(A), that portion within the Lime Village Management Area: Two moose, by permit only; up to 28 moose may be taken. Up to 14 permits will be issued	T T	Aug. 10--Sept. 25 Nov. 20--Mar. 31	No open season
Unit 19(A), that portion of the Kuskokwim River upstream from but not including the Kolmakof River drainage and south of the Kuskokwim River upstream but not including the Holokuk River drainage: RESIDENT HUNTERS: One moose; however, antlerless moose may be taken only during the Feb. 1-Feb. 10 season	H H H	Sept. 1--Sept. 20 Nov. 20--Nov. 30 Feb. 1--Feb. 10	
NONRESIDENT HUNTERS: One bull with 50-inch antlers or antlers with 4 or more brow tines on one side	H		Sept. 1--Sept. 20
Remainder of Unit 19(A): RESIDENT HUNTERS: One bull	H H H	Sept. 1--Sept. 20 Nov. 20--Nov. 30 Feb. 1--Feb. 10	
NONRESIDENT HUNTERS: One bull with 50-inch antlers or antlers with 4 or more brow tines on one side	H		Sept. 1--Sept. 20
Unit 19(B) and 19(C): RESIDENT HUNTERS: One bull	H	Sept. 1--Sept. 25	
NONRESIDENT HUNTERS: One bull with 50-inch antlers or antlers with 4 or more brow tines on one side	H		Sept. 1--Sept. 25
Unit 19(D): RESIDENT HUNTERS: One bull	H H	Sept. 1--Sept. 25 Dec. 1--Dec. 31	
NONRESIDENT HUNTERS: One bull with 50-inch antlers or antlers with 4 or more brow tines on one side	H		Sept. 1--Sept. 25
SHEEP (Horns must accompany meat from the field. In all single-sex hunts, evidence of sex must remain attached to the meat)			
Unit 19: One ram with full curl horn or larger	H	Aug. 10--Sept. 20	Aug. 10--Sept. 20
WOLF			
Unit 19: Five wolves		Aug. 10--Apr. 30	Aug. 10--Apr. 30
WOLVERINE			
Unit 19: One wolverine		Sept. 1--Mar. 31	Sept. 1--Mar. 31
COYOTE			
Unit 19: Two coyotes		Sept. 1--April 30	Sept. 1--April 30
FOX, RED			
Unit 19: Ten foxes; however, no more than two foxes may be taken prior to Oct. 1		Sept. 1--Mar. 15	Sept. 1--Mar. 15
LYNX			
Unit 19: Two lynx		Nov. 1--Feb. 28	Nov. 1--Feb. 28

For **Hunting Seasons**, Hunt Types = **H:** Harvest Ticket; **D:** Drawing; **R:** Registration; **T:** Tier II.
For **Trapping Seasons**, **R** = Trapping is restricted in a portion of the area. Read "Areas closed to trapping"

GAME MANAGEMENT UNIT 20

GAME MANAGEMENT UNIT AND BAG LIMITS	HUNT TYPE	RESIDENT OPEN SEASONS	NONRESIDENT OPEN SEASONS
BLACK BEAR (Evidence of sex must remain attached to the hide)			
Unit 20: Three bears		No closed season	No closed season
BROWN BEAR/GRIZZLY BEAR (Evidence of sex must remain attached to the hide)			
Unit 20 (except 20(A), 20(E) and 20(D) north of the Tanana River): One bear every four regulatory years		Sept. 1--May 31	Sept. 1--May 31
Unit 20(A): One bear every four regulatory years		Sept. 10--May 31	Sept. 10--May 31
Unit 20(D) north of the Tanana River, and Unit 20(E): One bear every regulatory year. A bear taken in either unit does not count against the one bear every four years bag limits in other units; however, no person may take more than one bear, statewide, per regulatory year		Aug. 10--June 30	Aug. 10--June 30
BISON			
Unit 20(D): One bison, by permit only,every 5 reg. years. Up to 150 permits may be issued	D	July 20--Mar. 31	July 20--Mar. 31
CARIBOU (In all single-sex hunts, evidence of sex must remain attached to the meat)			
Unit 20(A)		No open season	No open season
Unit 20(B), that portion south of the Steese Highway and Unit 20(D), that portion north of the south bank of the Tanana River: One bull, by permit only; up to 50 bulls may be taken	R	Aug. 10--Sept. 20	Aug. 10--Sept. 20
Units 20(B), and 20(F), and 25(C), those portions north and west of the Steese Highway, north and east of the Elliott and Dalton Highways and south of the Yukon River: One caribou; however, only bull caribou may be taken during Aug. 10-- Sept. 20 and caribou may be taken by permit only between Feb. 15-Mar. 15; up to 150 permits will be issued	H D	Aug. 10--Sept. 20 Feb. 15--Mar. 15	Aug. 10--Sept. 20 Feb. 15--Mar. 15
Remainder of Unit 20(B): One bull	H	Aug. 10--Sept. 20	Aug. 10--Sept. 20
Unit 20(C)		No open season	No open season.
Unit 20(D) south of the Tanana River		No open season	No open season
Unit 20(E) and Remainder of Unit 25(C): One bull, by permit only; up to 450 bulls may be taken	R R	Aug. 10--Sept. 30 Dec. 1--Feb. 28	No open season

Seasons

For **Hunting Seasons**, Hunt Types = **H:** Harvest Ticket; **D:** Drawing; **R:** Registration; **T:** Tier II.
For **Trapping Seasons**, R = Trapping is restricted in a portion of the area. Read "Areas closed to trapping"

GAME MANAGEMENT UNIT AND BAG LIMITS	HUNT TYPE	RESIDENT OPEN SEASONS	NONRESIDENT OPEN SEASONS
Unit 20(F), south of the Yukon River and west of the Dalton Highway:			
One bull	H	Aug. 10--Sept. 20	Aug.10--Sept. 20
Unit 20(F), Tozitna River drainage:			
RESIDENT HUNTERS:			
One caribou; however only bull caribou	H	Aug. 10--Sept. 30	
may be taken during the Aug. 10-Sept.	H	Dec. 1--Dec. 10	
30 season	H	Mar. 1--Mar. 15	
NONRESIDENT HUNTERS:			
One bull	H		Aug. 10--Sept. 30
Remainder of Unit 20(F):			
One bull	H	Aug. 10--Sept. 30	Aug. 10--Sept. 30
MOOSE			
(In all single-sex hunts, evidence of sex must remain attached to the meat)			
Unit 20(A), the Ferry Trail Management Area and the Yanert Controlled Use Area:			
One bull with spike-fork or 50-inch antlers or antlers with 4 or more brow tines on one side	H	Sept. 1--Sept. 20	Sept. 1--Sept. 20
Remainder of Unit 20(A):			
One bull	H	Sept. 1--Sept. 20	Sept. 1--Sept. 20
Unit 20(B), that portion within the Fairbanks Management Area:			
One bull by bow and arrow only by	R	Sept. 1--Sept. 30	Sept. 1--Sept. 30
registration permit	R	Nov. 21--Nov. 27	Nov. 21--Nov. 27
Unit 20(B), that portion within the Minto Flats Management Area:			
One bull, by permit only; up to 250	T	Sept. 1--Sept. 20	No open season
permits will be issued	T	Jan. 10--Feb. 28	
Unit 20(B), the drainage of the Middle Fork of the Chena River and that portion of the Salcha River drainage upstream from and including Goose Creek:			
One bull	H	Sept. 1--Sept. 20	Sept. 1--Sept. 20
Remainder of Unit 20(B):			
One bull	H	Sept. 1--Sept. 15	Sept. 5--Sept. 15
Unit 20(C):			
One bull; however, white-phased or partial albino (more than 50 percent white) moose may not be taken	H	Sept. 1--Sept. 20	Sept. 5--Sept. 15
Unit 20(D), that portion lying west of the east bank of the Johnson River and south of the north bank of the Tanana River, except the Delta Junction Closed Area:			
RESIDENT HUNTERS:			
One bull with spike-fork or 50-inch antlers or antlers with 4 or more brow tines on one side	H	Sept. 1--Sept. 15	
NONRESIDENT HUNTERS:			
One bull with 50-inch antlers or antlers with 4 or more brow tines on one side.	H		Sept. 5--Sept. 15

For **Hunting Seasons**, Hunt Types = H: Harvest Ticket; **D:** Drawing; **R:** Registration; **T:** Tier II.
For **Trapping Seasons**, R = Trapping is restricted in a portion of the area. Read "Areas closed to trapping"

GAME MANAGEMENT UNIT AND BAG LIMITS	HUNT TYPE	RESIDENT OPEN SEASONS	NONRESIDENT OPEN SEASONS
Unit 20(D), that portion lying south of the north bank of the Tanana River and east of the east bank of the Johnson River: One bull During Jan. 1-Feb. 15, one bull, by permit only; up to five bulls may be taken	H T	Sept. 1--Sept. 15 Jan. 1--Feb. 15	No open season
Unit 20(D), that portion known as the Delta Junction Closed Area		No open season	No open season
Remainder of Unit 20(D): One bull	H	Sept. 1--Sept. 15	Sept. 1--Sept. 15
Unit 20(E), that portion drained by the Ladue, Sixty-mile, and Forty-mile Rivers (all forks) from 9 1/2 to 145 mile Taylor Highway, including the Boundary Cutoff road: RESIDENT HUNTERS: One bull	H	Sept. 1--Sept. 15	
NONRESIDENT HUNTERS: One bull with 50-inch antlers or antlers with 4 or more brow tines on one side	H		Sept. 5--Sept. 15
Remainder of Unit 20(E): RESIDENT HUNTERS: One bull	H	Sept. 5--Sept. 25	
NONRESIDENT HUNTERS: One bull with 50-inch antlers or antlers with 4 or more brow tines on one side	H		Sept.5--Sept. 25
Unit 20(F), that portion drained by the Yukon River excluding the Tanana River drainage downstream from the drainage of Hess Creek: One bull	H H	Sept. 1--Sept. 15 Dec. 1--Dec. 10	No open season
Remainder of Unit 20(F): One bull	H	Sept. 1--Sept. 15	No open season
SHEEP (Horns must accompany meat from the field. In all single-sex hunts, evidence of sex must remain attached to the meat)			
Unit 20,that portion known as the Tok Management Area: One ram with full curl horn or larger, by permit only, every four regulatory years. Up to 120 permits may be issued	D	Aug. 10--Sept. 20	Aug. 10--Sept. 20
Unit 20, those portions known as the Delta Controlled Use Area: One ram with full curl horn or larger, by permit only. Up to 150 permits may be issued	D	Aug. 10--Sept. 20	Aug. 10--Sept. 20
Unit 20(D) that portion north of the Alaska Highway and that portion of Unit 20(E) encompassing Mt. Harper south of Joseph Creek and the headwaters of the Charley River: One ram with full curl horn or larger, by permit only. Up to 4 permits will be issued	D	Aug. 10--Sept. 20	Aug. 10--Sept. 20

For **Hunting Seasons**, Hunt Types = **H:** Harvest Ticket; **D:** Drawing; **R:** Registration; **T:** Tier II.
For **Trapping Seasons**, **R** = Trapping is restricted in a portion of the area. Read "Areas closed to trapping"

GAME MANAGEMENT UNIT AND BAG LIMITS	HUNT TYPE	RESIDENT OPEN SEASONS	NONRESIDENT OPEN SEASONS
Remainder of Unit 20: One ram with full curl horn or larger	H	Aug. 10--Sept. 20	Aug. 10--Sept. 20
WOLF			
Unit 20: Five wolves		Aug. 10--Apr. 30	Aug. 10--Apr. 30
WOLVERINE			
Unit 20: One wolverine		Sept. 1--Mar. 31	Sept. 1--Mar. 31
COYOTE			
Unit 20: Two coyotes		Sept. 1--April 30	Sept. 1--April 30
FOX, RED			
Unit 20: Ten foxes; however, no more than two foxes may be taken prior to Oct. 1		Sept. 1--Mar. 15	Sept. 1--Mar. 15
LYNX			
Unit 20(E): Two lynx		Nov. 1--Jan. 31	Nov. 1--Jan. 31
Remainder of Unit 20: Two lynx		Dec. 1--Jan. 31	Dec. 1--Jan. 31

GAME MANAGEMENT UNIT 21

GAME MANAGEMENT UNIT AND BAG LIMITS	HUNT TYPE	RESIDENT OPEN SEASONS	NONRESIDENT OPEN SEASONS
BLACK BEAR (Evidence of sex must remain attached to the hide)			
Unit 21: Three bears		No closed season	No closed season
BROWN BEAR/GRIZZLY BEAR (Evidence of sex must remain attached to the hide)			
Unit 21: One bear every four regulatory years		Sept. 1--May 31	Sept. 1--May 31
CARIBOU (In all single-sex hunts, evidence of sex must remain attached to the meat)			
Unit 21(A): One caribou	H H	Aug. 10--Sept. 30 Dec. 10--Dec. 20	Aug. 10--Sept. 30 Dec. 10--Dec. 20
Unit 21(B), 21(C), and that portion of 21(D) north of the Yukon River and east of the Koyukuk River and Unit 21(E): One caribou. Hunters residing north of the Yukon River must register to hunt	H or R H or R	Aug. 10--Sept. 30	Aug. 10--Sept. 30
Remainder of Unit 21(D): **RESIDENT HUNTERS:** Five caribou per day; however cow caribou may not be taken May 16-June 30	H	July 1--June 30	
NONRESIDENT HUNTERS: Five caribou. Cow caribou may not be taken May 16-June 30	H		July 1--June 30
MOOSE (In all single-sex hunts, evidence of sex must remain attached to the meat)			
Unit 21(A): **RESIDENT HUNTERS:** One bull	H H	Sept. 5--Sept. 25 Nov. 1--Nov. 30	

For **Hunting Seasons**, Hunt Types = **H:** Harvest Ticket; **D:** Drawing; **R:** Registration; **T:** Tier II.
For **Trapping Seasons**, **R** = Trapping is restricted in a portion of the area. Read "Areas closed to trapping"

GAME MANAGEMENT UNIT AND BAG LIMITS	HUNT TYPE	RESIDENT OPEN SEASONS	NONRESIDENT OPEN SEASONS
NONRESIDENT HUNTERS: One bull with 50-inch antlers or antlers with 4 or more brow tines on one side.	H		Sept. 5--Sept. 25
Unit 21(B): **RESIDENT HUNTERS:** One bull	H	Sept. 5--Sept. 25	
NONRESIDENT HUNTERS: One bull with 50-inch antlers or antlers with 4 or more brow tines on one side	H		Sept. 5--Sept. 25
Unit 21(C): One bull	H	Sept. 5--Sept. 25	Sept. 5--Sept. 25
Unit 21(D): **RESIDENT HUNTERS:** One moose; antlerless moose may be taken only from Sept. 21-Sept. 25 and Feb. 1-Feb 10. Moose may not be taken within 1/2 mile of the Yukon River, below Bishop Rock, or within 5 miles of the Yukon River above Bishop Rock during the Feb. 1--Feb 10 season.	H H	Sept. 5--Sept. 25 Feb. 1--Feb. 10	
NONRESIDENT HUNTERS: One bull with 50-inch antlers or antlers with 4 or more brow tines on one side	H		Sept. 5--Sept. 25
Unit 21(E): **RESIDENT HUNTERS:** One moose; however, antlerless moose may be taken only from Feb. 1-Feb. 10; moose may not be taken within 1/2 mile of the Yukon River during the February season	H H	Sept. 5--Sept. 25 Feb. 1--Feb. 10	
NONRESIDENT HUNTERS: One bull with 50-inch antlers or antlers with 4 or more brow tines on one side	H		Sept. 5--Sept. 25
WOLF			
Unit 21: Five wolves		Aug. 10--Apr. 30	Aug. 10--Apr. 30
WOLVERINE			
Unit 21: One wolverine		Sept. 1--Mar. 31	Sept. 1--Mar. 31
COYOTE			
Unit 21: Two coyotes		Sept. 1--April 30	Sept. 1--April 30
FOX, RED			
Unit 21: Ten foxes; however, no more than two foxes may be taken prior to Oct. 1		Sept. 1--Mar. 15	Sept. 1--Mar. 15
LYNX			
Unit 21: Two lynx		Nov. 1--Feb. 28	Nov. 1-- Feb. 28

GAME MANAGEMENT UNIT 22

GAME MANAGEMENT UNIT AND BAG LIMITS	HUNT TYPE	RESIDENT OPEN SEASONS	NONRESIDENT OPEN SEASONS
BLACK BEAR (Evidence of sex must remain attached to the hide)			
Unit 22: Three bears		No closed season	No closed season

For **Hunting Seasons**, Hunt Types = **H:** Harvest Ticket; **D:** Drawing; **R:** Registration; **T:** Tier II.
For **Trapping Seasons**, **R** = Trapping is restricted in a portion of the area. Read "Areas closed to trapping"

GAME MANAGEMENT UNIT AND BAG LIMITS	HUNT TYPE	RESIDENT OPEN SEASONS	NONRESIDENT OPEN SEASONS
BROWN BEAR/GRIZZLY BEAR (Evidence of sex must remain attached to the hide)			
Unit 22(A): One bear every four regulatory years		Sept. 1--Oct. 31 Apr. 15--May 25	Sept. 1--Oct. 31 Apr. 15--May 25
Unit 22(B): RESIDENT HUNTERS: One bear every four regulatory years		Sept. 1--Oct. 31 Apr. 15--May 25	
NONRESIDENT HUNTERS: One bear, by permit only, every four regulatory years. Up to 20 permits may be issued in combination with **Unit 22(C)**	D D		Sept. 1--Oct. 31 Apr. 15--May 25
Unit 22(C): RESIDENT HUNTERS: One bear every four regulatory years		Sept. 1--Oct. 31 May 10--May 25	
NONRESIDENT HUNTERS: One bear, by permit only, every four regulatory year. 20 permits may be issued in combination with **Unit 22(B)**	D D		Sept. 1--Oct. 31 May 10--May 25
Remainder of Unit 22: RESIDENT HUNTERS: One bear every four regulatory years		Sept. 1--Oct. 31 Apr. 15--May 25	
NONRESIDENT HUNTERS: One bear, by permit only, every four regulatory year. Up to 5 permits may be issued	D D		Sept. 1--Oct. 31 Apr. 15--May 25
CARIBOU (In all single-sex hunts, evidence of sex must remain attached to the meat)			
Units 22(A), and 22(B): RESIDENT HUNTERS: Five caribou per day; however cow caribou may not be taken May 16--June 30. Hunters residing north of the Yukon River must register to hunt	H	July 1--June 30	
NONRESIDENT HUNTERS: Five caribou. Cow caribou may not be taken May 16--June 30	H		July 1--June 30
Units 22(C), 22(D), and 22(E)		No open season	No open season
MOOSE (In all single-sex hunts, evidence of sex must remain attached to the meat)			
Unit 22(A): RESIDENT HUNTERS: One bull		Aug. 1--Sept. 30 Dec. 1--Jan. 31	
NONRESIDENT HUNTERS: One bull with 50-inch antlers or antlers with 4 or more brow tines on one side	H		Aug. 1--Sept. 30

For **Hunting Seasons**, Hunt Types = **H:** Harvest Ticket; **D:** Drawing; **R:** Registration; **T:** Tier II.
For **Trapping Seasons**, **R** = Trapping is restricted in a portion of the area. Read "Areas closed to trapping"

GAME MANAGEMENT UNIT AND BAG LIMITS	HUNT TYPE	RESIDENT OPEN SEASONS	NONRESIDENT OPEN SEASONS
Unit 22(B): **RESIDENT HUNTERS:** One moose; however, antlerless moose may be taken only from Dec. 1--Dec. 31. No person may take a cow accompanied by a calf	H	Aug. 1--Jan. 31	
NONRESIDENT HUNTERS: One bull with 50-inch antlers or antlers with 4 or more brow tines on one side.	H		Aug. 1--Jan. 31
Unit 22(C): **RESIDENT HUNTERS:** One bull	H	Sept. 1--Sept. 14	
NONRESIDENT HUNTERS: One bull with 50-inch antlers or antlers with 4 or more brow tines on one side	H		Sept. 1--Sept. 14
Unit 22(D): **RESIDENT HUNTERS:** One moose; however, antlerless moose may be taken only from Dec. 1--Dec. 31. No person may take a cow accompanied by a calf; only antlered moose may be taken Jan. 1--Jan. 31	H	Aug. 1--Jan. 31	
NONRESIDENT HUNTERS: One bull with 50-inch antlers or antlers with 4 or more brow tines on one side	H		Aug. 1--Jan. 31
Unit 22(E): **RESIDENT HUNTERS:** One moose. No person may take a cow accompanied by a calf	H	Aug. 1--Mar. 31	
NONRESIDENT HUNTERS: One bull with 50-inch antlers or antlers with 4 or more brow tines on one side	H		Aug. 1--Mar. 31
WOLF			
Unit 22: Five wolves		Aug. 10--Apr. 30	Aug. 10--Apr. 30
WOLVERINE			
Unit 22: One wolverine		Sept. 1--Mar. 31	Sept. 1--Mar. 31
COYOTE			
Unit 22: Two coyotes		Sept. 1--April 30	Sept. 1--April 30
FOX, ARCTIC			
Unit 22: Two foxes		Sept.1--Apr. 30	Sept.1--Apr. 30
FOX, RED			
Unit 22: Ten foxes; however, no more than two foxes may be taken prior to Oct. 1		Sept. 1--Mar. 15	Sept. 1--Mar. 15
LYNX			
Unit 22: Two lynx		Nov. 1--Apr. 15	Nov. 1--Apr. 15

For **Hunting Seasons**, Hunt Types = **H:** Harvest Ticket; **D:** Drawing; **R:** Registration; **T:** Tier II.
For **Trapping Seasons**, **R** = Trapping is restricted in a portion of the area. Read "Areas closed to trapping"

GAME MANAGEMENT UNIT 23

GAME MANAGEMENT UNIT AND BAG LIMITS	HUNT TYPE	RESIDENT OPEN SEASONS	NONRESIDENT OPEN SEASONS
BLACK BEAR (Evidence of sex must remain attached to the hide)			
Unit 23: Three bears		No closed season	No closed season
BROWN BEAR/GRIZZLY BEAR (Evidence of sex must remain attached to the hide)			
Unit 23: RESIDENT HUNTERS: One bear every four regulatory years		Sept. 1--Oct. 10 Apr. 15--May 25	
NONRESIDENT HUNTERS: One bear, by permit only, every four regulatory years. Up to 25 permits may be issued	D D		Sept. 1--Oct. 10 Apr. 15--May 25
Unit 23, those portions in the Northwest Alaska Brown Bear Management Area: One bear every regulatory year Hunters must register to hunt	R	Sept. 1--May 31 (Subsistence hunt only)	No open season
CARIBOU (In all single-sex hunts, evidence of sex must remain attached to the meat)			
Unit 23: RESIDENT HUNTERS: Five caribou per day; however cow caribou may not be taken May 16--June 30. Hunters residing north of the Yukon River must register to hunt	H or R	July 1--June 30	
NONRESIDENT HUNTERS: Five caribou. Cow caribou may not be taken May 16--June 30	H		July 1--June 30
MOOSE (In all single-sex hunts, evidence of sex must remain attached to the meat)			
Unit 23, that portion in the Noatak drainage: RESIDENT HUNTERS: One moose, however, antlerless moose may be taken only from Nov. 1--Mar. 31; no person may take a cow accompanied by a calf	H H	Aug. 1--Sept. 15 Oct. 1--Mar. 31	
NONRESIDENT HUNTERS: One bull with spike-fork or 50-inch antlers or antlers with 4 or more brow tines on one side	H		Sept. 1--Sept. 15
Remainder of Unit 23: RESIDENT HUNTERS: One moose; no person may take a cow accompanied by a calf	H	Aug. 1--Mar. 31	
NONRESIDENT HUNTERS: One bull with spike-fork or 50-inch antlers or antlers with 4 or more brow tines on one side	H		Sept. 1--Sept. 20

For **Hunting Seasons**, Hunt Types = **H:** Harvest Ticket; **D:** Drawing; **R:** Registration; **T:** Tier II.
For **Trapping Seasons**, **R** = Trapping is restricted in a portion of the area. Read "Areas closed to trapping"

GAME MANAGEMENT UNIT AND BAG LIMITS	HUNT TYPE	RESIDENT OPEN SEASONS	NONRESIDENT OPEN SEASONS
SHEEP (Horns must accompany meat from the field. In all single-sex hunts, evidence of sex must remain attached to the meat)			
Unit 23, that portion south and east of the Noatak River, and west of the Cutler and Redstone Rivers (excluding the Upper Noatak River Canyon/Sekuiak Bluffs)		No open season	No open season
Remainder of Unit 23, excluding Gates of the Arctic National Park:			
ALL HUNTERS: One ram with full-curl horn or larger	H	Aug. 10--Sept. 20	Aug. 10--Sept. 20
RESIDENT HUNTERS: One sheep	H	Oct. 1--Apr. 30	
Note: Under federal subsistence hunting regulations, federal public lands in Unit 23 are closed to sheep hunting from Oct. 1--April 30, except by residents of Unit 23 living north of the Arctic Circle			
WOLF			
Unit 23: Five wolves		Aug. 10--Apr. 30	Aug. 10--Apr. 30
WOLVERINE			
Unit 23: One wolverine		Sept. 1--Mar. 31	Sept. 1--Mar. 31
COYOTE			
Unit 23: Two coyotes		Sept. 1--April 30	Sept. 1--April 30
FOX, ARCTIC			
Unit 23: Two foxes		Sept.1--Apr. 30	Sept.1--Apr. 30
FOX, RED			
Unit 23: Ten foxes; however, no more than two foxes may be taken prior to Oct. 1		Sept. 1--Mar. 15	Sept. 1--Mar. 15
LYNX			
Two lynx		Dec. 1--Jan 15	Dec. 1--Jan 15

GAME MANAGEMENT UNIT 24

GAME MANAGEMENT UNIT AND BAG LIMITS	HUNT TYPE	RESIDENT OPEN SEASONS	NONRESIDENT OPEN SEASONS
BLACK BEAR (Evidence of sex must remain attached to the hide)			
Unit 24: Three bears		No closed season	No closed season
BROWN BEAR/GRIZZLY BEAR (Evidence of sex must remain attached to the hide)			
Unit 24, those portions in the Northwest Alaska Brown Bear Management Area: One bear every regulatory year Hunters must register to hunt	R	Sept. 1--May 31 (Subsistence hunt only)	No open season
Unit 24: One bear every four regulatory years		Sept. 1--May 31	Sept. 1--May 31

For **Hunting Seasons**, Hunt Types = **H:** Harvest Ticket; **D:** Drawing; **R:** Registration; T: Tier II.
For **Trapping Seasons**, R = Trapping is restricted in a portion of the area. Read "Areas closed to trapping"

GAME MANAGEMENT UNIT AND BAG LIMITS	HUNT TYPE	RESIDENT OPEN SEASONS	NONRESIDENT OPEN SEASONS
CARIBOU (In all single-sex hunts, evidence of sex must remain attached to the meat)			
Unit 24, the Kanuti River drainage upstream from Kanuti River, Chalatna Creek confluence, and the Fish Creek drainage, including Bonanza Creek: One bull	H	Aug. 10--Sept. 30	Aug. 10--Sept. 30
Remainder of Unit 24: RESIDENT HUNTERS: Five caribou per day; however cow caribou may not be taken May 16--June 30	H	July 1--June 30	
NONRESIDENT HUNTERS: Five caribou; cow caribou may not be taken May 16--June 30	H		July 1--June 30
MOOSE (In all single-sex hunts, evidence of sex must remain attached to the meat)			
Unit 24: that portion within the Koyukuk Controlled Use Area: RESIDENT HUNTERS: One moose. However, antlerless moose may be taken only during the periods Sept. 21-Oct. 5, Nov. 15-Dec. 10, Dec. 15-Jan. 15, and Mar. 1-Mar. 10	H H H H	Sept. 1--Oct. 5 Nov. 15--Dec. 10 Dec. 1--Dec. 10 Mar. 1--Mar. 10	
NONRESIDENT HUNTERS: One bull with 50-inch antlers or antlers with 4 or more brow tines on one side.	H		Sept. 5--Sept. 25
Unit 24, that portion of the John River within the Gates of the Arctic National Park: One moose	H	Aug. 1--Dec. 31	No open season
Unit 24, that portion within the Kanuti Controlled Use Area and all drainages to the north of the Koyukuk River upstream from, and including the Alatna River to, and including the North Fork of the Koyukuk River, except that portion of the John River within the Gates of the Arctic National Park: RESIDENT HUNTERS: One moose. However, antlerless moose may be taken only during the periods Sept. 21-Oct. 5, Nov. 15-Dec. 10, Dec. 15-Jan. 15, and Mar. 1-Mar. 10	H	Sept. 1--Oct. 5 Nov. 15--Dec. 10 Dec. 15--Jan. 15 Mar. 1--Mar. 10	
NONRESIDENT HUNTERS: One bull with 50-inch antlers or antlers with 4 or more brow tines on one side	H		Sept. 5--Sept. 25
Remainder of Unit 24: RESIDENT HUNTERS: One bull	H	Sept. 1--Sept. 25	
NONRESIDENT HUNTERS: One bull with 50-inch antlers or antlers with 4 or more brow tines on one side	H		Sept. 5--Sept. 25
Note: Under federal subsistence hunting regulations, federal public lands in the Kanuti Controlled Use Area are closed to moose hunting except by residents of Unit 24, Anaktuvuk Pass, Koyukuk, and Galena			

For **Hunting Seasons**, Hunt Types = **H:** Harvest Ticket; **D:** Drawing; **R:** Registration; **T:** Tier II.
For **Trapping Seasons**, **R** = Trapping is restricted in a portion of the area. Read "Areas closed to trapping"

GAME MANAGEMENT UNIT AND BAG LIMITS	HUNT TYPE	RESIDENT OPEN SEASONS	NONRESIDENT OPEN SEASONS
SHEEP (Horns must accompany meat from the field. In all single-sex hunts, evidence of sex must remain attached to the meat)			
Unit 24: One ram with full curl horn or larger	H	Aug. 10--Sept. 20	Aug. 10--Sept. 20
WOLF			
Unit 24: Five wolves		Aug. 10--Apr. 30	Aug. 10--Apr. 30
WOLVERINE			
Unit 24: One wolverine		Sept. 1--Mar. 31	Sept. 1--Mar. 31
COYOTE			
Unit 24: Two coyotes		Sept. 1--April 30	Sept. 1--April 30
FOX, RED			
Unit 24: Ten foxes; however, no more than two foxes may be taken prior to Oct. 1		Sept. 1--Mar. 15	Sept. 1--Mar. 15
LYNX			
Unit 24: Two lynx		Nov. 1--Feb. 28	Nov. 1--Feb. 28

GAME MANAGEMENT UNIT 25

GAME MANAGEMENT UNIT AND BAG LIMITS	HUNT TYPE	RESIDENT OPEN SEASONS	NONRESIDENT OPEN SEASONS
BLACK BEAR (Evidence of sex must remain attached to the hide)			
Unit 25: Three bears		No closed season	No closed season
BROWN BEAR/GRIZZLY BEAR (Evidence of sex must remain attached to the hide)			
Unit 25(A): One bear every four regulatory years.		Sept. 1--May 20	Sept. 1--May 20
Unit 25(B), 25(C), and 25(D): One bear every four regulatory years		Sept. 1--May 31	Sept. 1--May 31
CARIBOU (In all single-sex hunts, evidence of sex must remain attached to the meat)			
Units 25(A), and 25(B): RESIDENT HUNTERS: Ten caribou; however no more than five caribou may be transported from these units per regulatory year. Hunters residing north of the Yukon River must register to hunt	H or R	July 1--Apr. 30	
NONRESIDENT HUNTERS: Five caribou	H		July 1--Apr. 30
Unit 25(C), those portions north and west of the Steese Highway, north and east of the Elliott and Dalton Highways and south of the Yukon River: One caribou; however, only bull caribou may be taken during Aug. 10-- Sept. 20	H	Aug. 10--Sept. 20	Aug. 10--Sept. 20
and caribou may be taken by permit only between Feb. 15-- Mar. 15; up to 150 permits may be issued	D	Feb. 15--Mar. 15	Feb. 15--Mar. 15

Seasons

For **Hunting Seasons**, Hunt Types = **H:** Harvest Ticket; **D:** Drawing; **R:** Registration; **T:** Tier II.
For **Trapping Seasons**, **R** = Trapping is restricted in a portion of the area. Read "Areas closed to trapping"

GAME MANAGEMENT UNIT AND BAG LIMITS	HUNT TYPE	RESIDENT OPEN SEASONS	NONRESIDENT OPEN SEASONS
Remainder of Unit 25(C):			
RESIDENT HUNTERS:			
One bull, permit only. Up to 450 bulls may be taken	R R	Aug. 10--Sept. 30 Dec. 1--Feb. 28	
NONRESIDENT HUNTERS:			No open season
Unit 25(D); drained by the west fork of the Dall River, west of 150° W. long.:			
One bull. Hunters residing north of the Yukon River must register to hunt	H or R	Aug. 10--Sept. 30	Aug. 10--Sept. 30
Remainder of Unit 25(D):			
RESIDENT HUNTERS:			
Ten caribou. Hunters residing north of the Yukon River must register to hunt	H or R	July 1--Apr. 30	
NONRESIDENT HUNTERS:			
Five caribou	H		July 1--Apr. 30
MOOSE			
(In all single-sex hunts, evidence of sex must remain attached to the meat)			
Unit 25(A):			
One bull	H	Sept. 5--Sept. 25	Sept. 5--Sept. 25
Unit 25(B), that portion within the Porcupine River drainage upstream from but excluding the Coleen River drainage:			
One bull	H	Sept. 20--Sept. 30	Sept. 20--Sept. 30
Remainder of Unit 25(B):			
One bull	H H	Sept. 5--Sept. 25 Dec. 1--Dec. 15	Sept. 5--Sept. 25
Unit 25(C):			
One bull	H	Sept. 1--Sept. 15	Sept. 5--Sept. 15
Unit 25(D), that portion lying west of a line extending from the Unit 25(D) boundary on Preacher Creek, then downstream along Preacher Creek, Birch Creek, and Lower Mouth Birch Creek to the Yukon River, then downstream along the north bank of the Yukon River (including islands) to the confluence of the Hadweenzik River, then upstream along the west bank of the Hadweenzik River to the confluence of Forty and One-Half Mile Creek, then upstream along Forty and One-Half Mile Creek to Nelson Mountain on the Unit 25(D) boundary:			
One bull, by permit only; up to 125 permits will be issued	T T T	Aug. 25--Sept. 25 Dec. 1--Dec. 10 Feb. 18--Feb. 28	No open season
Remainder of Unit 25(D):			
RESIDENT HUNTERS:			
One bull	H H	Sept. 10--Sept. 20 Dec. 1--Dec. 10	
NONRESIDENT HUNTERS:			
One bull with 50-inch antlers or antlers with 4 or more brow tines on one side	H		Sept. 10--Sept. 20

For **Hunting Seasons**, Hunt Types = **H:** Harvest Ticket; **D:** Drawing; **R:** Registration; **T:** Tier II.
For **Trapping Seasons**, **R** = Trapping is restricted in a portion of the area. Read "Areas closed to trapping"

GAME MANAGEMENT UNIT AND BAG LIMITS	HUNT TYPE	RESIDENT OPEN SEASONS	NONRESIDENT OPEN SEASONS
SHEEP (Horns must accompany meat from the field. In all single-sex hunts, evidence of sex must remain attached to the meat)			
Unit 25(A): RESIDENT HUNTERS: One ram with full curl horn or larger Aug. 10--Sept. 20. Up to three sheep maybe taken by permit only Oct. 1--Apr. 30	H R	Aug. 10--Sept. 20 Oct. 1--Apr. 30	
NONRESIDENT HUNTERS: One ram with full curl horn or larger	H		Aug. 10--Sept. 20
Note: Under federal subsistence hunting regulations, federal public lands in that portion of Unit 25(A) established as the Arctic Village Sheep Management Area are closed to sheep hunting except by residents of Arctic Village, Venetie, Fort Yukon, Kaktovik, and Chalkytsik			
Remainder of Unit 25: One ram with a full curl horn or larger	H	Aug. 10--Sept. 20	Aug. 10--Sept. 20
WOLF			
Unit 25: Five wolves		Aug. 10--Apr. 30	Aug. 10--Apr. 30
WOLVERINE			
Unit 25: One wolverine		Sept. 1--Mar. 31	Sept. 1--Mar. 31
COYOTE			
Unit 25: Two coyotes		Sept. 1--April 30	Sept. 1--April 30
FOX, RED			
Unit 25: Ten foxes; however, no more than two foxes may be taken prior to Oct. 1		Sept. 1--Mar. 15	Sept. 1--Mar. 15
LYNX			
Unit 25(C): Two lynx		Dec. 1--Jan. 31	Dec. 1--Jan. 31
Remainder of Unit 25: Two lynx		Nov. 1--Feb. 28	Nov. 1--Feb. 28

GAME MANAGEMENT UNIT 26

GAME MANAGEMENT UNIT AND BAG LIMITS	HUNT TYPE	RESIDENT OPEN SEASONS	NONRESIDENT OPEN SEASONS
BLACK BEAR (Evidence of sex must remain attached to the hide)			
Unit 26: Three bears		No closed season	No closed season
BROWN BEAR/GRIZZLY BEAR (Evidence of sex must remain attached to the hide)			
Unit 26(A), east of 159° W. long.: RESIDENT HUNTERS: One bear every four regulatory years		Sept. 1--May 31	
NONRESIDENT HUNTERS: One bear every four regulatory years by permit only. Up to 12 permits may be issued	D		Sept. 1--May 20
Unit 26(A), west of 159° W. long.: RESIDENT HUNTERS: One bear every four regulatory years		Sept. 1--May 31	

For **Hunting Seasons**, Hunt Types = **H:** Harvest Ticket; **D:** Drawing; **R:** Registration; **T:** Tier II.
For **Trapping Seasons**, **R** = Trapping is restricted in a portion of the area. Read "Areas closed to trapping"

GAME MANAGEMENT UNIT AND BAG LIMITS	HUNT TYPE	RESIDENT OPEN SEASONS	NONRESIDENT OPEN SEASONS
NONRESIDENT HUNTERS: One bear every four regulatory years, by permit only. Up to 22 permits may be issued	D		Sept. 1--May 20
Unit 26(A): those portions in the Northwest Alaska Brown Bear Management Area: One bear every regulatory year. Hunters must register to hunt	R	Sept. 1--May 31 (Subsistence hunt only)	No open season
Unit 26(B): **RESIDENT HUNTERS:** One bear every four regulatory years.		Sept. 1--May 31	
NONRESIDENT HUNTERS: One bear every four regulatory years, by permit only; up to 10 permits may be issued	D		Sept. 1--May 20
Unit 26(C): One bear every four regulatory years.		Sept. 1--May 31	Sept. 1--May 20
CARIBOU (In all single-sex hunts, evidence of sex must remain attached to the meat)			
Unit 26(A): **RESIDENT HUNTERS:** Five caribou per day; however cow caribou may not be taken May 16--June 30	H	July 1--June 30	
NONRESIDENT HUNTERS: Five caribou. Cow caribou may not be taken May 16--June 30	H		July 1--June 30
Unit 26(B), that portion north of 69 30' and west of the east bank of the Kuparuk River to a point at 70 10' N. lat. 149 04' W. long., then west approximately 22 miles to 70 10' N. lat. and 149 56' W, long. then following the east bank of the Kalubik River to the Arctic Ocean: **RESIDENT HUNTERS:** Ten caribou. Hunters residing north of the Yukon River must register to hunt	H or R	July 1--Apr. 30	
NONRESIDENT HUNTERS: Five caribou	H		July 1--Apr. 30
Remainder of Unit 26(B): **RESIDENT HUNTERS:** Two caribou; however only one bull may be taken from July 1--Sept. 30, and cow caribou may be taken only from Oct. 1--Apr. 30. Hunters residing north of the Yukon River must register to hunt	H or R	July 1--Apr. 30	
NONRESIDENT HUNTERS: One bull	H		July 1--Apr. 30
Unit 26(C): **RESIDENT HUNTERS:** Ten caribou; only bull caribou may be taken June 23--June 30. Hunters residing north of the Yukon River must register to hunt	H or R H or R	June 23--June 30 July 1--Apr. 30	
NONRESIDENT HUNTERS: Five caribou	H		July 1--Apr. 30

For **Hunting Seasons**, Hunt Types = **H:** Harvest Ticket; **D:** Drawing; **R:** Registration; **T:** Tier II.
For **Trapping Seasons**, **R** = Trapping is restricted in a portion of the area. Read "Areas closed to trapping"

GAME MANAGEMENT UNIT AND BAG LIMITS	HUNT TYPE	RESIDENT OPEN SEASONS	NONRESIDENT OPEN SEASONS
MOOSE			
(In all single-sex hunts, evidence of sex must remain attached to the meat)			
Unit 26(A), that portion in the Colville River drainage upstream from and including the Chandler River drainage:			
RESIDENT HUNTERS:			
One moose. No person may take a cow accompanied by a calf	H	Aug. 1--Mar. 31	
NONRESIDENT HUNTERS:			
One bull with 50-inch antlers or antlers with 4 or more brow tines on one side	H		Sept. 1--Dec. 31
Remainder of Unit 26(A):			
RESIDENT HUNTERS:			
One moose. No person may take a cow accompanied by a calf	H	Aug. 1--Dec. 31	
NONRESIDENT HUNTERS:			
One bull with 50-inch antlers or antlers with 4 or more brow tines on one side	H		Sept. 1--Dec. 31
Unit 26(B), that portion within the Dalton Highway Corridor Management Area:			
One bull with 50-inch antlers or antlers with 4 or more brow tines on one side by bow and arrow only	H	Sept. 5--Sept. 15	Sept. 5--Sept. 15
Remainder of Units 26(B) and 26(C):			
RESIDENT HUNTERS:			
One bull	H H	Sept. 5--Sept. 15 Nov. 1--Dec. 31	
NONRESIDENT HUNTERS:			
One bull with 50-inch antlers or antlers with 4 or more brow tines on one side	H		Sept. 5--Sept. 15
MUSK OXEN			
(Evidence of sex must remain attached to the hide. Muskox tag required)			
Unit 26(B):			
One bull by Tier II permit only; up to 2 muskoxen may be taken	T T	Oct. 1--Oct. 31 Mar. 1--Mar. 31	No open season
Remainder of Unit 26:		No open season	No open season
SHEEP			
(Horns must accompany meat from the field. In all single-sex hunts, evidence of sex must remain attached to the meat. Nonresident hunters must be accompanied by a guide)			
Unit 26(A), That portion west of Howard Pass:		No open season	No open season
Remainder of Unit 26(A); and Unit 26(B):			
One ram with full curl horn or larger	H	Aug. 10--Sept. 20	Aug. 10--Sept. 20
Unit 26(C):			
RESIDENT HUNTERS:			
One ram with full curl horn or larger may be taken only from Aug. 10--Sept. 20; up to three sheep by permit Oct. 1--Apr. 30	H R	Aug. 10--Sept. 20 Oct. 1--Apr. 30	
NONRESIDENT HUNTERS:			
One ram with full curl horn or larger	H		Aug. 10--Sept. 20
WOLF			
Unit 26: Ten wolves		Aug. 10--Apr. 30	Aug. 10--Apr. 30

For **Hunting Seasons**, Hunt Types = H: Harvest Ticket; D: Drawing; R: Registration; T: Tier II.
For **Trapping Seasons**, R = Trapping is restricted in a portion of the area. Read "Areas closed to trapping"

GAME MANAGEMENT UNIT AND BAG LIMITS	HUNT TYPE	RESIDENT OPEN SEASONS	NONRESIDENT OPEN SEASONS
WOLVERINE			
Unit 26: One wolverine		Sept. 1--Mar. 31	Sept. 1--Mar. 31
COYOTE			
Unit 26: Two coyotes		Sept. 1--April 30	Sept. 1--April 30
FOX, ARCTIC			
Unit 26: Two foxes		Sept.1--Apr. 30	Sept.1--Apr. 30
FOX, RED			
Unit 26: Ten foxes; however, no more than two foxes may be taken prior to Oct. 1		Sept. 1--Mar. 15	Sept. 1--Mar. 15
LYNX			
Unit 26: Two lynx		Nov. 1--Apr. 15	Nov. 1--Apr. 15

1994--1995 TRAPPING SEASONS

Areas closed to trapping

UNIT 1(C) - JUNEAU AREA:

- A strip within one-quarter mile of the mainland coast between the end of Thane Road and the end of Glacier Highway at Echo Cove;
- Auke Lake and the area within one-quarter mile of Auke Lake;
- That area of the Mendenhall Valley bounded on the south by the Glacier Highway, on the west by the Mendenhall Loop Road and Montana Creek Road and Spur Road to Mendenhall Lake, on the north by Mendenhall Lake, and on the east by the Mendenhall Loop Lake, and on the east by the Mendenhall Loop Road and Forest Service Glacier Spur Road to the Forest Service Visitor Center;
- A strip within one-quarter mile of the Douglas Island coast along the entire length of the Douglas Highway and a strip within one-quarter mile of the Eaglecrest Road;
- That area within the U.S. Forest Service Mendenhall Glacier Recreation Area;
- A strip within one-quarter mile of the following trails as designated on U.S. Geological Survey maps: Herbert Glacier Trail, Windfall Lake Trail, Peterson Lake Trail, Spaulding Meadows Trail (including the loop trail), Nugget Creek Trail, Outer Point Trail, Dan Moller Trail, Perseverance Trail, Granite Creek Trail, Mt. Roberts Trail and the Nelson Water Supply Trail and Point Bishop Trail;
- The area described as the Mendenhall Wetlands State Game Refuge.

UNIT 2 - PRINCE OF WALES ISLAND AREA

- Joe Mace Island Marine Park, a small island off Point Baker on Prince of Wales Island.

UNIT 9 - ALASKA PENINSULA AREA

- The drainages of McNeil River, Mikfik Creek and all other drainages into McNeil Cove which extends from Akjemguiga Cove on the north to McNeil Head on the south, located at the head of Kamishak Bay, in the lower Cook Inlet.

For **Hunting Seasons**, Hunt Types = **H:** Harvest Ticket; **D:** Drawing; **R:** Registration; **T:** Tier II.
For **Trapping Seasons**, **R** = Trapping is restricted in a portion of the area. Read "Areas closed to trapping"

UNIT 14(C) - ANCHORAGE AREA

- The drainages into Eklutna River and Eklutna Lake, excluding those drainages flowing into the East Fork of the Eklutna River, upstream from the bridge above the lake, within the Chugach State Park except Thunderbird Creek;
- All land and water within the Anchorage Management Area;
- That portion of Chugach State Park outside of the Eagle River, Anchorage, and Eklutna Management Areas is open to trapping under Unit 14(C) seasons and bag limits, except no trapping of wolf, wolverine, land otter, or beaver is allowed;
- In the Anchorage Coastal Wildlife Refuge in Unit 14(C): all land and water south and west of and adjacent to the toe of the bluff that extends from Point Woronzof southeasterly to Potter Creek.

UNIT 15 - KENAI PENINSULA AREA

- Within the city limits of Homer (Unit 15(C)), as those limits existed in November, 1987;The Skilak Loop Wildlife Management Area, consisting of that portion of Unit 15(A) bounded by a line beginning at the easternmost junction of the Sterling Highway and the Skilak Loop Road (milepost 58.0), then due south to the south bank of the Kenai River, then southerly along the south bank of the Kenai River to its confluence with Skilak Lake, then westerly along the north shore of Skilak Lake to Lower Skilak Lake Campground, then northerly along the Lower Skilak Lake Campground Road and the Skilak Loop Road to its westernmost junction with the Sterling Highway, then easterly along the Sterling Highway to the point of beginning;
- That portion of Unit 15(B) east of the Kenai River, Skilak Lake, Skilak River, and Skilak Glacier is closed to the trapping of Marten.

UNIT 17 - WALRUS ISLANDS AREA

- All islands within the Walrus Islands State Game Sancturary.

BEAVER -- TRAPPING

GAME MANAGEMENT UNIT	TRAPPING RESTRICTIONS	OPEN SEASONS	BAG LIMITS
Units 1 (except 1(D)), 2, 3 (except Mitkof Island), and 4 (that portion east of Chatham Strait)	R	Dec. 1--May 15	No limit
Unit 1(D)		No open season	No limit
Unit 3, Mitkof Island		Dec. 1--April 15	No limit
Unit 4 (that portion west of Chatham Strait)		No open season	
Unit 5		Nov. 10--May 15	No limit
Unit 6, 7, and 15		Dec. 1--Mar. 31	20
Units 8, 11, 14(A), 14(B), and 16		Nov. 10--Apr. 30	30
Unit 9	R	Jan. 1--Mar. 31	40
Units 10 and 26		No open season	
Unit 12		Nov. 1--Apr. 15	15
Unit 13		Oct. 10--Apr. 30	30

For **Hunting Seasons**, Hunt Types = **H**: Harvest Ticket; **D**: Drawing; **R**: Registration; **T**: Tier II.
For **Trapping Seasons**, R = Trapping is restricted in a portion of the area. Read "Areas closed to trapping"

GAME MANAGEMENT UNIT	TRAPPING RESTRICTIONS	OPEN SEASONS	BAG LIMITS
Unit 14(C), that portion within the drainages of Glacier Creek, Kern Creek, Peterson Creek, and Twentymile River and the drainages of Knik River outside Chugach State Park		Dec. 1--Apr. 15	20
Remainder of Unit 14(C)	R	No open season	
Unit 17(A)	R	Jan. 1--Feb. 28	20
Units 17(B) and 17(C)		Jan. 1--Feb. 28	20
Unit 18		Nov. 1--June 10	No limit
Units 19, 21, (except 21(E)) and 24		Nov. 1--Apr. 15	No limit
Unit 21(E)		Nov. 1--June 1	No limit
Unit 20(A)		Nov. 1--Apr. 15	25
Unit 20(B), that portion of the Chena River downstream from its confluence with the Little Chena River, and Badger (Piledriver) Slough downstream from Plack Road		No open season. However, the department may set seasons and bag limits by permit only to reduce problems from a high beaver population	
Remainder of Unit 20(B), and Units 20(C), 20(E), and that portion of Unit 20(D) draining into the north bank of the Tanana River, including the islands in the Tanana River		Nov. 1--Apr. 15	25
Remainder of Unit 20(D)		Feb. 1--Apr. 15	15
Units 20(F) and 25 (except Unit 25(C))		Nov. 1--Apr. 15	50
Units 22(A) and 22(B)		Nov. 1--June 10	50
Remainder of Unit 22		Nov. 1--Apr. 15	50
Unit 23, the Kobuk and Selawik River drainages		Nov. 1--June 10	50
Remainder of Unit 23		Nov. 1--June 10	30
Unit 25(C)		Nov. 1--Apr. 15	25

COYOTE -- TRAPPING

GAME MANAGEMENT UNIT	TRAPPING RESTRICTIONS	OPEN SEASONS	BAG LIMITS
Units 1-5	R	Dec. 1--Feb. 15	No limit
Unit 6(C), that portion south of the Copper River highway and east of the Heney Range	R	Nov. 10--Apr. 30	No limit
Remainder of Unit 6, Units 9-11, 13, 14(A), 14(B), and 16-18	R	Nov. 10--Mar. 31	No limit

For **Hunting Seasons**, Hunt Types = **H:** Harvest Ticket; **D:** Drawing; **R:** Registration; **T:** Tier II.
For **Trapping Seasons**, R = Trapping is restricted in a portion of the area. Read "Areas closed to trapping"

Game Management Unit	Trapping Restrictions	Open Seasons	Bag Limits
Units 7, 14(C) and 15	R	Nov. 10--Feb. 28	No limit
Units 12 and 20(E)	R	Nov. 1--Feb. 28	No limit
Units 19, 21, 24, 25, and the remainder of Unit 20		Nov. 1--Mar. 31	No limit
Units 22, 23, and 26		Nov. 1--Apr. 15	No limit

FOX, ARCTIC -- TRAPPING

Game Management Unit	Trapping Restrictions	Open Seasons	Bag Limits
Units 9, 10, and 17	R	Nov. 10--Feb. 28	No limit
Unit 18		Nov. 10--Mar. 31	No limit
Units 22, 23, and 26		Nov. 1--Apr. 15	No limit

FOX, RED -- TRAPPING

(includes the cross, black, or silver color phases)

Game Management Unit	Trapping Restrictions	Open Seasons	Bag Limits
Units 1-5	R	Dec. 1--Feb. 15	No limit
Units 6, 9-11, 13, 14(A), 14(B), 16 and 17	R	Nov. 10--Feb. 28	No limit
Units 7, 14(C), and 15	R	Nov. 10--Feb. 28	1
Unit 8		Nov. 10--Mar. 31	No limit
Units 12, 20, 21, 24, and 25		Nov. 1--Feb. 28	No limit
Unit 18		Nov. 10--Mar. 31	No limit
Unit 19		Nov. 1--Mar. 31	No limit
Units 22, 23, and 26		Nov. 1--Apr. 15	No limit

LYNX -- TRAPPING

Game Management Unit	Trapping Restrictions	Open Seasons	Bag Limits
Units 1-5	R	Dec. 1--Feb. 15	No limit
Units 6-8, 10, 14-16		No open season	
Units 11-13, 20 and 25(C)		Dec. 1--Jan. 15	No limit
Units 9 and 17		Nov. 10--Feb. 28	No limit
Unit 18		Nov. 10--Mar. 31	No limit
Units 19, 21, an 24, remainder of 25		Nov. 1--Feb. 28	No limit
Units 22 and 26		Nov. 1--Apr. 15	No limit
Unit 23		Dec. 1--Jan. 15	3

For **Hunting Seasons**, Hunt Types = **H**: Harvest Ticket; **D**: Drawing; **R**: Registration; **T**: Tier II.
For **Trapping Seasons**, **R** = Trapping is restricted in a portion of the area. Read "Areas closed to trapping"

MARTEN -- TRAPPING

GAME MANAGEMENT UNIT	TRAPPING RESTRICTIONS	OPEN SEASONS	BAG LIMITS
Units 1-3	R	Dec. 1--Feb. 15	No limit
Unit 4, that portion of Chichagof Island east of Idaho Inlet and north of the Trail River and Tenakee Inlet and north of a line from the headwaters of Trail River to the head of Tenakee Inlet		Dec. 1--Dec. 31	No limit
Note: Under federal subsistence trapping regulations, federal public lands on Chichagof Island are closed to marten trapping			
Remainder of Unit 4		Dec. 1--Feb. 15	No limit
Unit 5		Nov. 10--Feb. 15	No limit
Units 6-8, 11, and 13 (except 13(E)	R	Nov. 10--Jan. 31	No limit
Units 13(E), 14 and 16		Nov. 10--Dec. 10	No limit
Units 9 and 17	R	Nov. 10--Feb. 28	No limit
Unit 15(B), that portion east of the Kenai River, Skilak Lake, Skilak River and Skilak Glacier		No open season	
Remainder of Unit 15	R	Nov. 10--Jan 31	No limit
Units 12, 19-21, 24, and 25		Nov. 1--Feb. 28	No limit
Unit 18		Nov. 10--Mar. 31	No limit
Units 22, 23, and 26		Nov. 1--Apr. 15	No limit

MINK and WEASELS -- TRAPPING

GAME MANAGEMENT UNIT	TRAPPING RESTRICTIONS	OPEN SEASONS	BAG LIMITS
Units 1-3	R	Dec. 1--Feb. 15	No limit
Unit 4, that portion of Chichagof Island east of Idaho Inlet and north of the Trail River and Tenakee Inlet and north of a line from the headwaters of Trail River to the head of Tenakee Inlet		Dec. 1--Dec. 31	No limit
Note: Under federal subsistence trapping regulations, federal public lands in this portion of Unit 4 are closed to mink and weasel trapping, except by federally-eligible rural residents of Alaska			
Remainder of Unit 4		Dec. 1--Feb. 15	No limit
Unit 5		Nov. 10--Feb. 15	No limit
Units 6-8, 11, 13-16 and 18	R	Nov. 10--Jan. 31	No limit
Units 9, 10, and 17	R	Nov. 10--Feb. 28	No limit
Units 12, 19-21, 24, and 25		Nov. 1--Feb. 28	No limit
Units 22, 23, and 26		Nov. 1--Jan. 31	No limit

For **Hunting Seasons**, Hunt Types = **H:** Harvest Ticket; **D:** Drawing; **R:** Registration; **T:** Tier II.
For **Trapping Seasons**, **R** = Trapping is restricted in a portion of the area. Read "Areas closed to trapping"

MUSKRAT -- TRAPPING

Game Management Unit	Trapping Restrictions	Open Seasons	Bag Limits
Units 1-5	R	Dec. 1--Feb. 15	No limit
Units 6, 8-11, 13, and 16-18	R	Nov. 10--June 10	No limit
Units 7, 14, and 15	R	Nov. 10--May 15	No limit
Units 12 and 20(E)		Sept. 20--June 10	No limit
Unit 19, remainder of Unit 20, and 21-26		Nov. 1--June 10	No limit

OTTER, LAND -- TRAPPING

Game Management Unit	Trapping Restrictions	Open Seasons	Bag Limits
Units 1-4	R	Dec. 1--Feb. 15	No limit
Unit 5		Nov. 10--Feb. 15	No limit
Unit 6, 9-11, 13, 14(A), 14(B), 16-18	R	Nov. 10--Mar. 31	No limit
Units 7, 14(C), and 15(C)	R	Nov. 10--Feb. 28	No limit
Units 8, 15(A) and 15(B)	R	Nov. 10--Jan. 31	No limit
Units 12 and 19-26		Nov. 1--Apr. 15	No limit

WOLF -- TRAPPING

Game Management Unit	Trapping Restrictions	Open Seasons	Bag Limits
Units 1--5 and 13	R	Nov. 10--Apr. 30	No limit
Units 6, 9, 10, 11, 14(A), 14(B), and 16-18	R	Nov. 10--Mar. 31	No limit
Units 7, 14(C) and 15	R	Nov. 10--Feb. 28	No limit
Units 12 and 20(E)		Oct. 1--April 30	No limit
Units 19-26 (except 20(E))		Nov. 1-April 30	No limit

WOLVERINE -- TRAPPING

Game Management Unit	Trapping Restrictions	Open Seasons	Bag Limits
Units 1--5	R	Nov. 10--April 30	No limit
Units 6--10, 15(B), 15(C), 16(B), and 17	R	Nov. 10--Feb. 28	No limit
Units 11, 13, 14, and 16(A)		Nov. 10--Jan. 31	2
Unit 15(A)		No open season	
Units 12, 20, and 25(C)		Nov. 1--Feb. 28	No limit
Unit 18		Nov. 10--Mar. 31	No limit
Units 19, 21, 24, and remainder of Unit 25		Nov. 1--Mar. 31	No limit
Units 22, 23, and 26		Nov. 1--Apr. 15	No limit

For **Hunting Seasons**, Hunt Types = **H:** Harvest Ticket; **D:** Drawing; **R:** Registration; **T:** Tier II.
For **Trapping Seasons**, **R** = Trapping is restricted in a portion of the area. Read "Areas closed to trapping"

WATERFOWL

To see the 1994-95 Waterfowl regulations, please see the Waterfowl section of this book, page 57.