ALASKA WILDLIFE
HARVEST SUMMARY

1993-1994



Alaska Department of Fish and Game
Division of Wildlife Conservation

Alaska Wildlife

HARVEST SUMMARY

1993-1994



Prepared by:
Division of Wildlife Conservation
Information Management Section
Wildlife Information Data Base Project
Enid Keyes, Project Leader

March 1, 1995

This book was partially financed by Federal Aid in Wildlife Restoration funds under Project W-23-7, Job. No. 22.0, Alaska Wildlife Statistics Information Data Base, Segment Period July 1, 1994 - June 30, 1995.

This publication was released by the Alaska Department of Fish and Game, Division of Wildlife Conservation, produced at a cost of $28.38 per copy to present summary data of wildlife harvests for regulatory year 1993-94, and printed in Anchorage, Alaska.

The Alaska Department of Fish and Game administers all programs and activities free from discrimination on the basis of sex, color, race, religion, national origin, age, marital status, pregnancy, parenthood, or disability. For information on alternative formats available for this and other department publications, please contact the department ADA Coordinator at (voice) 907-465-4120, (TDD) 907-465-3646. Any person who believes she/he has been discriminated against should write to: ADF&G, P.O. Box 25526, Juneau, AK 99802-5526; or O.E.O., U.S. Department of the Interior, Washington, D.C. 20240.

This book is printed on recycled paper.

TABLE OF CONTENTS



TABLE OF CONTENTS

Introduction/How to Use this Book
Introduction 1
A Key to Using the Tables 3

Sources of Data
Sources of Harvest Information 9

Permit, Harvest Ticket and License Statistics
License Sales Summary 17
Drawing Permit Application Sales Summary 17
Big Game Tag Sales Summary 18
Big Game Tag Revenues 18
Net to State Wildlife Funds 18
Drawing Permit Statistics, 1993-94 19
Comparison of Harvest Tickets, Issued and Returned 20
Comparision of Permits, Issued and Returned 21

Maps
Game Management Unit 1 ..... M-1
Game Management Unit 2 ..... M-2
Game Management Unit 3 ..... M-3
Game Management Unit 4 ..... M-4
Game Management Unit 5 ..... M-5
Game Management Unit 6 ..... M-6
Game Management Unit 7 ..... M-7
Game Management Unit 8 ..... M-8
Game Management Unit 9 ..... M-9
Game Management Unit 10 ..... M-10
Game Management Unit 11 ..... M-11
Game Management Unit 12 ..... M-12
Game Management Unit 13 ..... M-13
Game Management Unit 14 ..... M-14
Game Management Unit 15 ..... M-15
Game Management Unit 16 ..... M-16
Game Management Unit 17 ..... M-17
Game Management Unit 18 ..... M-18
Game Management Unit 19 ..... M-19
Game Management Unit 20 ..... M-20
Game Management Unit 21 ..... M-21
Game Management Unit 22 ..... M-22
Game Management Unit 23 ..... M-23
Game Management Unit 24 ..... M-24
Game Management Unit 25 ..... M-25
Game Management Unit 26 ..... M-26
Alaska State Map/Game Management Units M-27
Alaska State Map/Game Management Regions M-28

Harvest Totals
Moose Mortality: Highway Vehicle and Train Collisions C-1
Statewide Harvest Totals and % Take by Residency 25
Reported Harvest Totals by Region, by year 28
Reported Harvest Totals by GMU, by year 31

TABLE OF CONTENTS (CONTINUED)

Historical Tables

Caribou Hunt Information by Herd, by Year 39
Sheep Hunt Information by Mountain Range, by Year 45
Unsealed Furbearers by GMU, by Regulatory Year 47
Duck Harvest/Hunter Information, by Year 63
Goose Harvest/Hunter Information, by Year 64

Species

1993-94 Harvest Information:

Beaver 71
Bison 75
Black Bear 76
Brown Bear 80
Caribou 90
Herds by Unit/Subunit 94
Harvest Information by Herd 95
Coyote 97
Deer 98
Elk 99
Fox 100
Lynx 101
Marten 105
Mink 109
Moose 110
Mountain Goat 116
Muskox 119
Otter 120
Sheep 124
By Mountain Range 129
Wolf 131
Wolverine 135

1993-94 Hunter Information:

Beaver 139
Bison 143
Black Bear 144
Brown Bear 148
Caribou 157
Herds by Unit/Subunit 161
Hunter Information by Herd 162
Coyote 164
Deer 165
Elk 166
Fox 167
Lynx 168
Marten 172
Mink 176
Moose 177
Mountain Goat 183
Muskox 186
Otter 187

TABLE OF CONTENTS (CONTINUED)

Species

1993-94 Hunter Information:

Sheep 191
By Mountain Range 195
Wolf 198
Wolverine 202

Unit/Subunit

1993-94 Harvest Information:

Game Management Unit 1 207
Game Management Unit 2 210
Game Management Unit 3 211
Game Management Unit 4 212
Game Management Unit 5 213
Game Management Unit 6 215
Game Management Unit 7 218
Game Management Unit 8 220
Game Management Unit 9 226
Game Management Unit 10 230
Game Management Unit 11 231
Game Management Unit 12 232
Game Management Unit 13 233
Game Management Unit 14 237
Game Management Unit 15 241
Game Management Unit 16 244
Game Management Unit 17 247
Game Management Unit 18 250
Game Management Unit 19 252
Game Management Unit 20 255
Game Management Unit 21 259
Game Management Unit 22 262
Game Management Unit 23 265
Game Management Unit 24 267
Game Management Unit 25 269
Game Management Unit 26 272
Game Management Unit 27 (Unknowns) 275
Statewide 276

1993-94 Hunter Information:

Game Management Unit 1 279
Game Management Unit 2 282
Game Management Unit 3 283
Game Management Unit 4 284
Game Management Unit 5 285
Game Management Unit 6 287
Game Management Unit 7 290
Game Management Unit 8 292
Game Management Unit 9 298
Game Management Unit 10 301
Game Management Unit 11 302
Game Management Unit 12 303
Game Management Unit 13 305
Game Management Unit 14 309
Game Management Unit 15 312

TABLE OF CONTENTS (CONTINUED)

Unit/Subunit

1993-94 Hunter Information:

Game Management Unit 16 315
Game Management Unit 17 317
Game Management Unit 18 320
Game Management Unit 19 322
Game Management Unit 20 325
Game Management Unit 21 329
Game Management Unit 22 332
Game Management Unit 23 335
Game Management Unit 24 337
Game Management Unit 25 339
Game Management Unit 26 342
Game Management Unit 27 (Unknowns) 345
Statewide 346

Tier II/Federal Hunts (Subsistence)

Harvest Information 349
Hunter Information 352

Commercial Services/Transport Type

1993-94 Commercial Services Information by Species 355
1993-94 Hunter Information by Transportation Type:

Beaver 363
Bison 371
Black Bear 372
Brown Bear 378
Caribou 387
Deer 391
Elk 392
Fox 393
Lynx 394
Marten 401
Mink 404
Moose 405
Mountain Goat 415
Muskox 418
Otter 419
Sheep 426
Wolf 432
Wolverine 440

TABLE OF CONTENTS (CONTINUED)

1993-94 Regulations and Seasons

Game Management Unit 1 450
Game Management Unit 2 452
Game Management Unit 3 453
Game Management Unit 4 454
Game Management Unit 5 456
Game Management Unit 6 457
Game Management Unit 7 459
Game Management Unit 8 461
Game Management Unit 9 463
Game Management Unit 10 467
Game Management Unit 11 468
Game Management Unit 12 470
Game Management Unit 13 472
Game Management Unit 14 474
Game Management Unit 15 477
Game Management Unit 16 479
Game Management Unit 17 481
Game Management Unit 18 483
Game Management Unit 19 484
Game Management Unit 20 487
Game Management Unit 21 492
Game Management Unit 22 494
Game Management Unit 23 497
Game Management Unit 24 499
Game Management Unit 25 501
Game Management Unit 26 504
Beaver - Trapping 508
Coyote - Trapping 510
Fox, Arctic - Trapping 510
Fox, Red - Trapping 511
Lynx - Trapping 511
Marten - Trapping 512
Mink and Weasels - Trapping 513
Otter, Land - Trapping 514
Wolf - Trapping 514
Wolverine - Trapping 515
Ducks 516
Sea Ducks, Mergansers 516
Harlequin Ducks 516
Spectacled and Steller's Eiders 517
Canada Geese 517
Cackling Canada Geese 517
White Fronted Geese 518
Snow Geese 518
Brant 518
Emperor Geese 519
Tundra Swans 519
Sandhill Cranes 519
Common Snipe 519


DE ROUX

INTRODUCTION

As a part of the Division of Wildlife Conservation's continuing commitment to provide reliable data for those concerned with Alaska wildlife issues, the Wildlife Information Data Base Project presents the 1993-94 Wildlife Harvest Summary Book. The information in this book is accurate as of January 25, 1995.

This edition is the sixth in an ongoing series of yearly publications, and incorporates 5 years of data (regulatory years 1989-90 through 1993-94) in its multi-year tables.

As you look at the data and compare information from year to year, you should keep in mind the following aspects of the 1993-94 regulatory year which affected reported harvest levels and produced differences between this and previous years:

- ☐ Interviews with hunters in many rural areas throughout Alaska indicate under-reporting of harvests continues to be a problem. Under-reporting of harvests jeopardizes future harvest allocations.
- ☐ The Alaska Peninsula (GMU 9) was open for Fall and Spring brown bear hunting in 1993-94 (the season was closed in '91-92).
- ☐ In Southeast Alaska, the historically popular Stikine River moose hunt was closed. The moose population is down, and hunters have been experiencing decreasing success over the past few years.
- ☐ Wolf harvests were higher this year in many Game Management Units. The highest increase occurred in GMU 20, a portion of which was subject to a Predator Control program. Units 13, 17, and 19 also showed substantially increased wolf harvests.
- ☐ In GMU 13, the first year of spike-fork, greater than 50 inch regulations went into effect along the road system. Harvests went up significantly since previously protected 50-inch bulls were available for the first time in years. Harvests are expected to drop in 1994-95.

We hope you find the information in this book useful.

Wayne L. Regelin

Wayne Regelin, Acting Director
Division of Wildlife Conservation

ACKNOWLEDGEMENTS

Sincere thanks goes to the Information Management Section staff for their diligence and dedication in producing this book. Special thanks goes to Becky Strauch for her exceptional computer capabilities and dedication to excellence, to Suzan Bowen without whose ideas, attention to detail, and good humor this book would have been impossible; to Thela Divens, Bob Walker, Tammy Wettin, and Cheryl Craig for their efforts, and high standards of accuracy. Thanks goes to other Divisional staff making significant contributions to this book: to the many area office administrative assistants who painstakingly prepared matrices; to Mike McDonald for his excellent production of new special graphics; to area and assistant area management biologists for their cooperation and effort; to the Management Coordinators; to the Regional Supervisors; to Acting Director Wayne Regelin for his encouragement and support; and lastly, to SuzAnne Miller for her dedication of staff time and budgetary resources for the annual completion of this project.

1993-1994 ALASKA WILDLIFE HARVEST SUMMARY

A KEY TO USING THE TABLES

FOR EASIER INTERPRETATION OF TABLE CONTENTS, PLEASE NOTE THE FOLLOWING:

1. **"n/a"** means **NO DATA WAS AVAILABLE.**

2. A **"Z"** designation following a Game Management Unit (GMU) number refers to data for which the **SUBUNIT WAS UNKNOWN**; during central processing, data could only be assigned at the GMU level due to omissions or illegibility of information.

3. **"Unit 27Z"** refers to data for which the **GAME MANAGEMENT UNIT** was unknown.

4 Hunt numbers preceded by a **"T"** refer to **TIER II SUBSISTENCE HUNTS**.
Hunt numbers preceded by a **"D"** refer to **DRAWING PERMIT HUNTS**.
Hunt numbers preceded by an **"R"** refer to **REGISTRATION PERMIT HUNTS**.
All **FEDERAL HUNTS** are **REGISTRATION HUNTS.**

5. **"General Season"** refers to a season not regulated by the drawing or registration permit systems and is open to one or more of the following categories of hunters: Alaska Resident, Non-Resident, or Subsistence. In general season hunts, the numbers of hunters are not regulated; the numbers of animals taken are regulated by bag limits, season lengths, methods and means, and access restrictions.

6. Throughout this book, **"SHEEP"** refers to **DALL SHEEP**; **"DEER"** refers to **SITKA BLACKTAIL DEER**; and **"OTTER"** refers to **RIVER OTTER** (also known as **LAND OTTER**).

7. If a species is not listed for a particular GMU/subunit, it does not occur in that area.

Be aware of the scope and limitations of the information presented here before interpreting it for other applications. In using these wildlife harvest statistics, you should check available information (the Comments column in the main tables and the Seasons section) to note actual season lengths, applicable regulations, or other conditions which may have affected harvest levels. Other factors affecting harvest (such as weather conditions, availability of other food sources, alternative hunting opportunities, or travel costs) are not quantified here.

HOW THIS BOOK IS ORGANIZED

WHAT IS IN THE DATA TABLES

The harvest data presented in this book have been compiled from two main sources:

1. **CENTRALLY PROCESSED DATA** obtained from keypunched harvest reports (e.g., moose harvest tickets, bear and furbearer sealing certificates, etc.), from keypunched permit reports (includes most drawing permit data and some registration hunt data), and from a deer hunter survey for South East and South Central Alaska.

2. **BIOLOGIST-COMPILED RECORDS** (e.g., some drawing permit hunt data; data from most registration hunts; general seasons where harvest reports are not required; Defense of Life and Property [DLP] kills ; and illegal and unreported kills).

Please refer to the **SOURCES OF DATA** section of this book for a more detailed explanation of the systems used for collecting the harvest data presented here.

The State of Alaska's summary harvest data for regulatory year 1992-1993 (July 1, 1992-June 30, 1993) is presented in two ways, each in its own section:

1. By **GAME MANAGEMENT UNIT/SUBUNIT**

2. By **SPECIES**

Within each section of these two sections, the data are presented in two parts:

1. **HARVEST INFORMATION**

2. **HUNTER INFORMATION**

In the GMU/Subunit section, harvest information for all units is presented, followed by tables for hunter information for all units. In the Species section, all harvest for a single species is presented, followed by all hunter information for that species.

All data are identified as to species, GMU/Subunit, type of hunting season (i.e., general season, drawing permit, etc.) and hunt number, where applicable. Information on individuals holding permits or harvest tickets who did not hunt is not presented here.

HARVEST INFORMATION contains the following:

1. **Total Harvest**: Total number of animals harvested. Reported harvest only. Does NOT include DLP's for bears or unreported/illegal harvest.

2. **Sex** breakdown of reported harvest: (male + female + unknown = Total Harvest).

3. **DLP**: Defense of Life and Property kills. Applies to mainly to brown and black bears, but occasionally to nuisance beaver kills or similar ADF&G-sanctioned kills.

4. **Unreported/Illegal**: Estimates of unreported and/or illegally taken harvest. In some areas, for some species, unreported and illegal harvest may equal or exceed the reported harvest.

5. **Average Horn Length/Antler Width**: Horn length applies to Dall Sheep and Mountain Goat.
Antler width applies to moose.
Caribou rack size data are not collected.

6. **Comments**: Explanatory information pertinent to understanding the data.

HUNTER INFORMATION contains the following:

1. **Successful Hunters**

   a. **Total**: Total number of successful hunters. Total Successful = Successful Unit Residents + Other Successful State Residents + Total Successful Non-Residents + Total Successful Unknown Residents.

      For hunts and species which have a single animal bag limit, Total Successful = Total Harvest.

   b. **Unit Residents**: Number of successful hunters whose primary place of residence is the GMU in which the hunt or season is held.

   c. **Other State Residents:** Total number of successful hunters who are Alaska State residents but who are not residents of the GMU for which data is reported.

   d. **Non-Residents**: Total number of successful hunters who are not Alaska residents. Non-residents includes aliens who reside outside of the U.S.

   e. **Unknown Residents**: Total number of successful hunters whose residency is unknown, generally because of illegibly written address information or failure to include it on the harvest or permit report.

2. **Unsuccessful Hunters**
The residency categories for Unsuccessful hunters are the same as for Successful categories, except that Unsuccessful data apply. Total = Unsuccessful Unit Residents + Unsuccessful Other State Residents + Unsuccessful Non-Residents + Unsuccessful Unknown Residency hunters.

   For many hunts, Unsuccessful residency information is not available and is denoted by "n/a" in the appropriate columns. No Unsuccessful residency is collected for brown and black bear harvests (except for permitted hunts), caribou General Season hunts, or unsealed furbearers.

3. **Per Cent Successful**:
For those hunts where both Successful and Unsuccessful hunter residency data is available, % Success is calculated.

   a. **Total % Success** = (Total number of successful hunters / [Total number of successful hunters + Total number of unsuccessful hunters]) x 100.

   b. **Unit Resident % Success** = (Total number of successful GMU resident hunters/[Total number of successful GMU resident hunters + Total number of unsuccessful GMU resident hunters]) x 100.

   c. **Other State Resident % Success** = (Total number of successful other Alaska resident hunters/[Total number of successful Alaska resident hunters + Total number of unsuccessful Alaska resident hunters]) x 100.

   d. **Non-Resident % Success** = (Total number of successful non-resident hunters/[Total number of successful non-resident hunters + Total number of unsuccessful non-resident hunters]) x 100.

   e. **Unknown Resident % Success** = (Total number of successful unknown residency hunters/[Total number of successful unknown residency hunters + Total number of unsuccessful unknown residency hunters]) x 100.

4. **Total Days** = Total number of days or parts of days spent in the field by all hunters having the intent to harvest a given species.

5. **Average Effort** = Total number of days spent by all hunters in the field / Total number of hunters, where Total number of hunters = Total Successful + Total Unsuccessfuls.

CALCULATION OF TOTALS

AT THE SUBUNIT LEVEL:

HUNTER AND HARVEST INFORMATION:

1. **TOTAL HUNT**: When more than one hunt with the same hunt number appears within a subunit (e.g., Fall and Spring hunts with the same number; or a drawing permit hunt and a registration hunt open to anyone), the data for those hunts are totaled.

2. **TOTAL SUBUNIT**: When more than one hunt for a given species occurs within a subunit, the data for all hunts for that species are totaled. Single hunts within a subunit for a given species are their own totals.

AT THE GAME MANAGEMENT UNIT LEVEL:

HARVEST INFORMATION:

1. **TOTAL UNIT**: All reported harvest for a given species, regardless of hunt number or hunt type, is totaled at the Unit level and is presented at the end of the Subunit tables.

   a. **When a GMU has no Subunits,** data from individual hunts are shown as in Subunit tables, then totaled in a GMU summary table, consistent with the format for GMU's with Subunits.

   b. **For sealed furbearers** (beaver; marten taken from GMU's 1-5 and 7, 13(E), 14, 15, and 16; lynx; otter; wolf; and wolverine): data are totaled at the GMU level. Acquisition and export data for unsealed furbearers are shown in a special table in the *Historical Tables* section

HUNTER INFORMATION:

Even though problems exist because of duplicate reporting when a single individual hunts in more than one subunit (one individual would be counted as more than one), **hunter data is totaled at the Unit level as well as at the subunit level. These data are intended for use as indices only and may overestimate the true number of hunters utilizing the resource.**

AT THE STATEWIDE LEVEL

TOTAL STATEWIDE

1. The sum total of all harvest data Statewide is shown in a separate table at the end of the GMU/SUBUNIT section.

2. Statewide totals by species are shown at the end of the GMU summaries in the SPECIES section.

3. No statewide totals for unsealed furbearers are given (lack of available data). Acquisition and export data for unsealed furbearers are shown in a special table in the *Historical Tables* section.

COMPARATIVE TABLES

The **HISTORICAL TABLES** section of this book contains tables which compare harvest and/or hunter information on a multi-year basis. These tables present statewide, regional or GMU totals from the previous Harvest Summary Books (1988-89, 1989-90) along with the 1990-91 information in a comparative format.

MULTI-YEAR COMPARISONS OF HARVEST DATA

When comparing harvest levels by hunt number from one year to the next, remember that hunt numbers, hunt areas, bag limits, and/or methods and means frequently change from one year to the next. Depending upon the changes, comparisons between years should only be made with caution; and in some cases, direct comparisons should not be made at all. NOTE: In 1993-94, all hunt numbers were changed to a new system.

This book contains no multi-year comparisons of harvest data at the hunt number level. Please exercise extreme caution before you attempt to make such comparisons. Please refer to the Seasons section of this book, to past and current issues of *Alaska Game Regulations*, the annual drawing and registration permit hunt supplemental newspapers, and Division of Wildlife Conservation staff who have knowledge of hunt histories (specific area biologists, Regional Regulation Specialists, Regional Management Coordinators, etc.). ADF&G's Wildlife Conservation Information Management Section has compiled a multi-year database containing an exhaustive listing of all hunts and their histories held in Alaska since 1988. Specific information regarding hunt number changes, etc. may be obtained by contacting Bob Walker, ADF&G, (907)267-2404. Charges for information may apply.

SOURCES OF DATA



SOURCES OF HARVEST INFORMATION

The Division of Wildlife Conservation compiles Alaska wildlife harvest information from a diverse array of sources. This section outlines the various data sources for the species whose harvests are summarized in this book. Specific sources of harvest information for each separate species are explained in the second part of this section.

HARVEST TICKETS

Harvest tickets are the primary means of collecting information on caribou, moose, and sheep harvests in areas not administered by registration or drawing permit hunts. License vendors and Department staff issue harvest tickets to individual hunters. Each "harvest ticket" has three parts: an overlay, containing hunter's name, residency information and license number; a hunt report containing harvest data; and a harvest ticket carried into the field by the hunter and validated when an animal is harvested., License vendors return overlays to the Division of Wildlife Conservation in Anchorage. Alaska law requires hunters to send in a completed hunt report within a specified time frame after the hunt. Reports are postage-paid and pre-addressed to be sent to Anchorage for central processing by the Information Management Section.

Moose and sheep overlays are keypunched, and hunters not returning reports are sent up to three reminder letters. Deer overlays are keypunched and the information is used for annual survey questionnaires sent to randomly selected individuals hunting in Kodiak, Prince William Sound, and Southeastern Alaska. No hunter reports are required of deer hunters or Western Arctic caribou hunters. Caribou overlays are not presently keypunched.

Hunter reports provide information on hunter residency, effort, success, location of kill, method of take, transport means, commercial services used, sex of animal(s) killed, number of animals killed if multiple bag limits apply, horn or antler measurements where applicable, and chronology of kill.

DRAWING PERMITS AND REGISTRATION PERMITS

A drawing permit is obtained through a lottery drawing in which qualified applicants are chosen on the basis of a computerized random assignment of winning numbers. Harvest levels are regulated through the numbers of permits allotted within each hunt. Drawing winners are issued a permit, part of which is a hunt report which must be filled out and returned to the Division of Wildlife Conservation as part of the conditions of the permit hunt. Failure to return a hunt report for a drawing permit may lead to the exclusion of the hunter from eligibility for drawing permits in the following year.

Registration permits are obtained by application in person at designated area offices. In general, registration permit hunts, unlike drawing permit hunts, have no limiting quota of permits that may be issued. For a few hunts, the total number of permits is limited and permits are issued on a first-come-first-serve basis at designated offices. Harvest levels are regulated through emergency closures of each hunt when desired harvest levels have been reached. In certain registration hunts, only qualified local residents may participate. In some other hunts, only Alaskans holding a resident hunting license may participate; in others, any licensed hunter, regardless of residency, may hunt.

Registration permits contain a hunt report which must be returned either in person or by mail to a designated ADF&G office at a specified time following each hunt. Some drawing and registration hunts may also require hunters to telephone in hunt information.

Permit harvest reports provide hunter residency, effort, location of kill, success, method of take, transport means, and commercial services used in addition to harvest data (sex and horn/antler measurements where applicable).

TIER II PERMITS

In 1991-92, the Alaska Board of Game created a new category of hunts: Tier II subsistence hunts. Tier II subsistence hunts occur when there is not enough wild game in an area for all subsistence hunters to have a reasonable opportunity to take game. Hunting permits are given to people who get the highest number of points on a scored application. Points are awarded by the following criteria (defined by law):

1. Customary and direct dependence upon the game population as the mainstay of one's livelihood
2. Local residency
3. Availability of alternative resources

In the 1993-94 regulatory year, 12 Tier II subsistence hunts were held for moose, caribou, mountain goat, and muskox.

FEDERAL PERMITS

During the 1993-94 regulatory year, 21 Federal subsistence hunts were held for caribou, moose, sheep, muskox, and mountain goat. Federal regulations are set by a governing board analogous to Alaska's Board of Game. All Federal hunts are registration hunts and all permits issued are valid only for hunt areas on Federal lands. Harvest information is provided by a hunt report similar to the State's, to be returned by each permit holder by a specified deadline.

SEALING DOCUMENTS

Sealing certificates are used in gathering information on black and brown bear harvests not regulated under permit hunts, and some furbearer harvests.

Brown bear and black bear sealing certificates are filled out by an authorized Department employee at the time a hunter brings in a bear skull and hide to have a numbered locking tag (seal) affixed. Hunter residency, location of kill, transport means, commercial services used, and successful hunter effort data are obtained from bear sealing certificates, along with sex, age, and color-phase information. No information concerning unsuccessful bear hunters is collected. Sealing of black bears is required only for GMU's 1 - 7, 11 - 16, and 20. For those units where sealing is not required, harvest levels must be estimated and where available, are shown as "unreported harvest".

Of the furbearers harvested in Alaska, five species require sealing: beaver, lynx, otter, wolf, and wolverine. In addition, marten are required to be sealed in GMU's 1-5, 7, 13(E), 14, 15 and 16. Furbearers are sealed by affixing a numbered locking seal to each pelt. Trapper residency data are not routinely collected, nor is effort or success information. Information on number of animals taken, location of harvest, method of take, transport means, pelt size and sex data (where applicable) are obtained from furbearer sealing certificates.

HUNTER QUESTIONNAIRES/SURVEYS

Hunter questionnaires are used to obtain harvest and hunter information for some species in lieu of other sources of reliable harvest information. Deer harvest is generally monitored through the use of hunter surveys: yearly in southeastern Alaska, Kodiak and Prince William Sound. The deer harvest information presented in this year's book was obtained through a deer survey covering all of these areas. Some biologists employ trapper questionnaires to monitor furbearer harvests, and some caribou harvest information is obtained through the use of hunter surveys.

Hunter questionnaires are direct mail surveys sent to a random sample of appropriate hunters and trappers based on names obtained from harvest tickets, sealing certificates, or tag sales. Follow-up questionnaires are frequently used to encourage hunters to respond. The total harvest of a

population in question is estimated based on a statistical analysis of hunter questionnaire results. Questionnaires can be used as a vehicle for obtaining comprehensive information from hunters. In addition to the same information provided by hunt reports, hunter questionnaires may also provide information on hunter motivations, hunter expenses, use of public facilities, and observations of other wildlife .

HUNTER INTERVIEWS

Many area management biologists augment their more formal sources of harvest data by conducting informal interviews of hunters in the field, at local airports, and in rural towns and villages. Interviews can provide word-of-mouth information on otherwise unreported harvests, information on illegal kills, and a check on hunter reporting rates. While hunter interview information is subjective data, it can be of great help to the biologist in assessing harvest levels and harvest-related activities in his area.

FUR EXPORT AND FUR ACQUISITION REPORTS

Of the 18 furbearer species trapped in Alaska, only five have mandatory sealing requirements statewide. To estimate harvest of the remaining species, biologists may use information from raw fur export and fur acquisition reports. More frequently, when information is collected at all, it is obtained from trapper questionnaires and personal trapper interviews.

Fur acquisition reports are filled out by a fur buyer when raw furs are purchased from a trapper or fur dealer. A report of the transaction, showing species, number, and location in which the furs were trapped (GMU) is sent to ADF&G. Information on trapper residency, transport means, etc. are not available on fur export or acquisition reports. Fur acquisition reports may include reporting of animals taken in previous years.

Fur export reports are filled out when an individual sends raw furs out of state. The same information is collected from export reports as from acquisition reports, and the reports are sent to the Information Management Section in Anchorage for compilation.

Since fur reports provide a record of commercial transactions involving furs (animals kept for home tanning are not documented in fur reports), and are not an actual record of numbers of furbearers harvested in a given regulatory year, harvest estimate information extrapolated from fur reports should be considered marginal in quality. Raw fur purchase plus trapper export numbers have been summed for an *index* of harvest trends but do not necessarily reflect actual harvest. In view of this, the data on unsealed furbearers (See the *Historical Tables* section) should be interpreted as indicators of harvests, not actual harvest numbers. Since fur transactions do not necessarily reflect any given year's harvest, this data should not be used to predict or indicate harvest trends. Fluctuations from one year to the next do not necessarily reflect harvest fluctuations or population status.

HARVEST INFORMATION SOURCES: BY SPECIES

BEAVER

Beaver harvest information is collected from beaver sealing certificates. No residency data are collected. No data are available on unsuccessful beaver trappers, thus making trapper effort and per cent success information also unavailable. Since there is a multiple-animal bag limit on beaver, harvest totals are generally larger than numbers of successful trappers.

Beaver sealing certificate data may be augmented by information from trapper questionnaires, hunter interviews, and fur acquisition and export reports.

BISON

Bison harvest in Alaska is regulated by drawing permit and registration permit only. Bison harvest information is collected from permit hunt reports submitted by permit holders at some specified time after each hunt or by personal interviews with hunters before they leave the area of the hunt. In the 1993-94 regulatory year, 171 drawing permits were issued. One hundred seventy (99 %) permit reports were returned.

BLACK BEAR

Black bear harvest information is collected from black bear sealing certificates. Since information collected is for successful hunters only, unsuccessful hunter residency, hunter effort and per cent success figures are not available. In some units, a multiple-animal bag limit applies to black bear. In these cases, numbers of successful hunters may be smaller than total numbers of animals harvested. In some GMU's, black bears are not required to be sealed (see Sealing Certificates, above).

BROWN BEAR

Brown bear harvest information is collected from brown bear sealing certificates and from drawing and registration permit hunt reports. Special hunts are held on Kodiak, Southeastern Alaska, and in several game management units north of the Brooks Range. General season information on brown bear harvest is for successful hunters only; permit reports include unsuccessful hunter data as well. In 1993-94, 1262 brown bear registration permits were issued, and 1254 (99%) were returned. A total of 385 brown bear drawing permits were issued and 348 (90%) reports were returned.

CARIBOU

Caribou are a migratory species, and at any given time a caribou herd may range over more than one GMU or Subunit. When a caribou hunt is held, it generally applies to a specific herd rather than to a specific GMU/Subunit. Within Alaska, caribou are managed by herd. However, some biologists do examine their data on a GMU/Subunit basis as well. To accommodate both types of data collection, caribou harvest data is presented both ways, on a herd summary basis, and on an individual GMU/subunit basis. Because not all area biologists report their caribou harvest information by GMU/Subunit, the GMU information is incomplete. ***For the most accurate representation of the statewide caribou harvest, use the tables showing HARVEST BY HERD.*** These tables are found in the *SPECIES* section of this book. Because of problems with non-reporting in many general season areas, information on caribou harvest is especially limited. In the table which presents caribou harvest by herd, low estimates (representing reported harvest + the low estimate of unreported kills) and high estimates (representing reported harvest + high estimates of unreported kills) are given. Reported harvest figures are obtained from returned harvest ticket reports. Keep in mind that both High Total Harvest, and Low Total Harvest figures are estimates because of under-reporting or non-reporting by many caribou hunters. In some cases, unreported harvest equals or exceeds the reported harvest from a given herd.

Reporting on caribou harvest regulated by the permit system is more reliable. In the 1993-94 caribou permit hunt seasons, 4,029 State drawing and registration non-subsistence permits were issued; 9,003 State Tier II subsistence permits were issued; 1,945 Federal registration permits were issued. A total of 3,929 State hunt non-subsistence reports (98%) were returned; 8,868 Tier II subsistence reports (99%) were returned; 1,701 Federal hunt reports (88%) were returned.

In many units, a multiple-animal bag limit applies to caribou. In these cases, the numbers of successful hunters shown may be smaller than the total numbers of animals harvested.

COYOTE, FOX, MARTEN, MINK, MUSKRAT, SQUIRREL, AND WEASEL

Coyote, fox, marten, mink, muskrat, squirrel and weasel harvests are not easily documented since these furs are not required to be sealed (marten require sealing in GMU's 1-5, 7, 13(E) and 14-16). Documentation of unsealed furbearers is comprised of transactions between trappers and fur dealers, and records of shipments of furs outside the state, either for sale or for tanning. Because such transactions may include furs taken in previous years, and because many trappers, especially in Northern and Western Alaska, may keep their trapped furs for tanning and use at home, these documents are not especially useful for reflecting true harvest levels. In addition, non-reporting of transactions may be substantial. As a result, figures derived from these documents are useful only as trend indicators or as an index of harvest. Consequently, we have included only summarized numbers of furbuyers' acquisitions of furs from trappers, and numbers of furs exported by trappers for tanning in a special table in the *Historical Tables* section. Data are shown for 5 years, and should not be interpreted as a reflection of true harvest levels, but rather as indicators of overall trends over time. Year-to-year fluctuations have little meaning, since many trappers do not sell their furs every year, and many do not trap every year.

DEER

While harvest tickets are issued to deer hunters, no hunt reports are required upon completion of a hunt. Deer harvest information is calculated through the use of deer surveys. For the 1993-94 Sitka Blacktail Deer harvest, 8179 deer surveys were issued for Southeastern and South Central Alaska, and 3,911 were returned (48%). The survey covered harvests in Southeastern Alaska, Prince William Sound and Kodiak. Up to three follow-up questionnaires are sent to encourage hunters to report. Estimates of harvest size are calculated from questionnaire responses. In 1993-94, 701 deer registration permits were issued for newly-instituted hunts in Southeastern Alaska; 693 hunt reports (99%) were returned.

ELK

Alaska's Roosevelt Elk harvest is regulated by drawing permit and registration permit hunts. All legal elk harvest occurs on Raspberry and Afognak Islands, in the Kodiak Island archipelago, in GMU 8. Elk harvest information is obtained from permit hunt reports. In the 1993-94 regulatory year, 612 drawing and registration permits were issued, with a 97% permit hunt report return rate (596 returned).

LYNX

Lynx harvest information is collected from furbearer sealing certificates. No residency data are collected. No data are available on unsuccessful lynx trappers, thus making trapper effort and % success information also unavailable. Since there is a multiple-animal bag limit on lynx, harvest totals are generally larger than numbers of successful trappers.

Lynx sealing certificate data may be augmented by information from trapper questionnaires, hunter interviews, and fur acquisition and export reports.

MOOSE

Moose harvest information is collected from permit hunt reports, registration hunt reports, and harvest ticket hunt reports. For the 1993-94 regulatory year, there were 47,330 harvest tickets issued and 34,803 hunt reports returned (74%). A total of 4,150 State drawing and registration permits (non-Tier II) were issued, with 2,836 (97%) permit hunt reports returned. A total of 617 Tier II permits were issued, and 578 hunt reports (94%) were returned. Federal agencies issued 879 registration permits, and 812 reports were returned (92%).

MOUNTAIN GOAT

Mountain goat harvest information is collected from registration permit hunt reports and drawing permit hunt reports. There are no general seasons on mountain goats in Alaska. In the 1993-94 regulatory year, 2,237 registration permits were issued; 2,218 hunt reports (99%) were returned. In that same period, 598 drawing permits were issued, and 591 hunt reports (99%) were returned. Tier II permits issued numbered 50, with 49 (98%) being returned. Federal agencies issued 24 subsistence permits for mountain goats, and 21reports were returned (88%).

MUSKOX

Muskox harvest information is collected from drawing, registration, and Tier II permit hunt reports. There are no general seasons on muskoxen in Alaska. In the 1993-94 regulatory year, 55 drawing permits were issued; 55 registration permits were issued; and 2 Tier II permits were issued. All permit reports (100%) were returned. Eleven Federal muskox registration permits were issued; 9 (81%) were returned.

OTTER

River otter harvest information is collected from furbearer sealing certificates. No residency data are collected. No data are available on unsuccessful otter trappers, thus making trapper effort and per cent success information also unavailable. Since there is a multiple-animal bag limit on otter, harvest totals are generally larger than numbers of successful trappers.

River otter sealing certificate data is frequently augmented by information from trapper questionnaires, hunter interviews, and fur acquisition and export reports.

SHEEP

Dall sheep harvest information is obtained from drawing and registration permit reports and from general season hunt reports. During the 1993-94 sheep hunting seasons, 7,744 harvest tickets were issued and 6,412 (83%) hunt reports were returned. During that same period,677 dall sheep drawing and registration permits were issued, and 667 (99%) permit hunt reports were returned. Forty-seven Federal sheep permits were issued; 37 (79%) hunt reports were returned.

WATERFOWL

Statewide waterfowl harvest information is collected annually through the use of hunter surveys. The distribution of hunter questionnaires has been incorporated into the sales of the state duck stamp. Self-addressed, pre-paid questionnaires are issued to the purchasers of the first 2 stamps out of each booklet of 5 stamps (40% sample). Harvest and hunter activity are compiled from survey cards returned by a specified date. No reminder surveys are sent to non-respondents.

WOLF

Wolf harvest information is collected from furbearer sealing certificates. No residency data are collected. No data are available on unsuccessful wolf trappers and hunters, thus making trapper and hunter effort and % success information also unavailable. Since there is a multiple-animal bag limit on wolves, harvest totals are generally larger than numbers of successful trappers.

Wolf sealing certificate data may be augmented by information from trapper questionnaires, hunter interviews, and fur acquisition and export reports.

WOLVERINE

Wolverine harvest information is collected from furbearer sealing certificates. No residency data are collected. No data are available on unsuccessful wolverine trappers or hunters, thus making trapper and hunter effort and % success information also unavailable. Since there is a multiple-animal bag limit on wolverine, harvest totals are generally larger than numbers of successful trappers.

Wolverine sealing certificate data may be augmented by information from trapper questionnaires, hunter interviews, and fur acquisition and export reports.



LICENSE SALES SUMMARY

NUMBER	***1989-90***	***1990-91***	***1991-92***	***1992-93***	***1993-94***
Resident hunting licenses[1]	85,837	84,008	87,402	83,213[4]	81,811
Nonresident hunting licenses[2]	10,725	9,784	10,282	10,139	10,876
TOTAL	**96,562**	**93,792**	**97,684**	**93,352**	**92,687**
Resident trapping licenses[1]	21,190	19,696	19,195	18,279[4]	19,553
Nonresident trapping licenses	33	22	26	10	14
TOTAL	**21,223**	**19,718**	**19,221**	**18,289**	**19,567**
Low income sport fishing, hunting, and trapping licenses	12,566[3]	11,536[3]	10,806	11,335	13,373
REVENUES					
Resident hunting licenses	n/a	$834,064	$892,921	$1,187,192	$1,701,564
Nonresident hunting licenses	n/a	533,194	718,701	699,840	814,082
Resident trapping licenses	n/a	$83,092	$96,365	$100,468	$152,775
Nonresident trapping licenses	n/a	1,640	4,133	1,598	2,220

[1] Includes low income licenses (available to residents only).
[2] Includes military small game licenses.
[3] Low income license fees were $0.25 prior to 91-92.
[4] Resident hunting and trapping license fees increased Jan. 1, 1993.

DRAWING PERMIT APPLICATION SALES SUMMARY

NUMBER	***1989-90***	***1990-91***	***1991-92***	***1992-93***	***1993-94***
$5 permit fee	n/a	83,404	49,213	60,613	55,163
$10 permit fee	n/a	6,743	13,568	12,506	15,852
TOTAL	**n/a**	**90,147**	**62,781**	**73,119**	**71,015**
REVENUES					
$5 permit fee	n/a	$417,020	$246,065	$303,065	$275,815
$10 permit fee	n/a	67,430	135,680	125,060	158,520

BIG GAME TAG SALES SUMMARY

NUMBER	*1989-90*	*1990-91*	*1991-92*	*1992-93*	*1993-94*
RESIDENT TAGS					
Brown and Grizzly Bear	6,821	5,777	6,936	6,676	6,592
Muskox ($500)	37	39	43	43	31
Muskox ($25)	65	75	75	60	54
TOTAL	**6,923**	**5,891**	**7,054**	**6,779**	**6,677**
NONRESIDENT TAGS					
Bison	11	2	4	5	5
Black Bear	1,391	1,360	1,201	1,370	1,387
Brown and Grizzly Bear	1,565	1,143	1,513	1,026	1,403
Caribou	3,248	3,193	2,711	3,034	4,111
Deer	953	740	700	706	804
Elk	36	48	36	33	9
Moose	2,784	2,414	2,206	2,317	2,646
Mt. Goat	106	97	97	116	115
Muskox	5	3	3	2	5
Sheep	754	835	718	641	631
Wolf	238	218	284	170	218
Wolverine	46	28	27	16	27
TOTAL	**11,137**	**10,081**	**9,500**	**9,436**	**11,361**
Waterfowl stamps sold	32,185	29,030	23,709	17,197	14,898

BIG GAME TAG REVENUES

Resident big game tags	n/a	$159,280	$188,755	$181,577	$173,392
Non-resident big game tags	n/a	2,804,000	3,220,490	3,091,100	3,750,103

ESTIMATED NET TO WILDLIFE CONSERVATION AND FURBEARER FUNDS

	1989-90	*1990-91*	*1991-92*	*1992-93*	*1993-94*
Hunting	$4,833,904	$4,930,901	$5,461,311	$5,641,180	$6,905,742
Waterfowl	157,563	141,668	115,586	83,072	71,801
Furbearer fund	82,635	83,096	95,997	100,615	110,266

**** ALL REVENUE FIGURES OBTAINED FROM DEPT. OF ADMIN., LICENSING SECTION ****

DRAWING PERMIT STATISTICS, 1993-94

APPLICATIONS WITH:	RES	NON-RES	TOTAL ELIGIBLE APPLICANTS	TOTAL APPLICATIONS	WINNER RES	WINNER NONRES	PERCENT DRAWN
BROWN BEAR							
1 Hunt	540	47	587	587	50	33	14.14
2 Hunts	441	34	475	950	88	26	24.00
3 Hunts	1011	35	1046	3138	190	12	19.31
Subtotal	1992	116	2108	4675	328	71	18.92
BISON							
1 Hunt	5746	63	5809	5809	56	1	0.98
2 Hunts	3873	40	3913	7826	85	1	2.19
3 Hunts	579	7	586	1758	26	1	4.61
Subtotal	10198	110	10308	15393	167	3	1.65
CARIBOU							
1 Hunt	2292	47	2339	2339	230	4	10.00
2 Hunts	471	12	483	966	123	6	26.71
3 Hunts	74	0	74	222	27	0	36.49
Subtotal	2837	59	2896	3527	380	10	13.47
ELK							
1 Hunt	284	5	289	289	68	0	23.53
2 Hunts	193	7	200	400	77	4	40.50
3 Hunts	441	6	447	1341	250	6	57.27
Subtotal	918	18	936	2030	395	10	43.27
MT. GOAT							
1 Hunt	1196	58	1254	1254	110	8	9.41
2 Hunts	762	15	777	1554	168	6	22.39
3 Hunts	1178	37	1215	3645	293	13	25.19
Subtotal	3136	110	3246	6453	571	27	18.42
MOOSE							
1 Hunt	3359	38	3397	3397	120	3	3.62
2 Hunts	3952	38	3990	7980	234	0	5.86
3 Hunts	6623	67	6690	20070	710	13	10.81
Subtotal	13934	143	14077	31447	1064	16	7.67
MUSKOX							
1 Hunt	324	28	352	352	22	3	7.10
2 Hunts	82	4	86	172	10	0	11.63
Subtotal	406	32	438	524	32	3	7.99
SHEEP							
1 Hunt	1969	52	2021	2021	147	2	7.37
2 Hunts	1203	41	1244	2488	156	7	13.10
3 Hunts	2106	167	2273	6819	312	15	14.39
Subtotal	5278	260	5538	11328	615	24	11.54
TOTAL	20656	690	21346	75377	3206	164	15.79

Document Statistics

COMPARISON OF HARVEST TICKETS ISSUED AND REPORTS RETURNED

SPECIES	YEAR	NUMBER HARVEST TICKETS ISSUED	NUMBER REPORTS RETURNED	PERCENT REPORTS RETURNED
DEER[1,2]	1989-90	14638	7500	51.2
	1990-91	8073	4234	52.4
	1991-92	8005	4274	53.4
	1992-93	8045	4079	50.7
	1993-94	8179	3911	47.8
MOOSE[3]	1989-90	47544	33349	70.1
	1990-91	39864	28723	72.1
	1991-92	45577	33290	73.0
	1992-93	46008	33631	73.1
	1993-94	47330	34803	73.5
SHEEP[3]	1989-90	7540	5982	79.3
	1990-91	7330	5906	80.6
	1991-92	7901	6442	81.5
	1992-93	7427	6105	82.2
	1993-94	7744	6412	82.8
WATERFOWL[1,4]	1989-90	n/a	n/a	n/a
	1990-91	5052	1054	20.9
	1991-92	n/a	n/a	n/a
	1992-93	4076	1008	24.7
	1993-94	n/a	n/a	n/a

[1] Numbers shown represent no. surveys issued, no. surveys returned, % surveys returned.
[2] Numbers returned reflect 2-3 follow-up surveys.
[3] Numbers returned reflect 1 reminder letter mailing.
[4] Numbers returned reflect no reminder letter mailing.

COMPARISON OF PERMITS ISSUED AND REPORTS RETURNED

SPECIES	YEAR	NUMBER PERMITS[1] AVAILABLE	NUMBER PERMITS ISSUED	NUMBER REPORTS RETURNED	PERCENT REPORTS RETURNED
BISON	1989-90	135	135	135	100.0
(Drawing)	1990-91	100	100	100	100.0
	1991-92	180	182	163	89.6
	1992-93	150	150	150	100.0
	1993-94	171	171	170	99.4
BROWN BEAR	1989-90	n/a	305	250	81.2
(Registration)	1990-91[3]	n/a	n/a	n/a	n/a
	1991-92	n/a	1547	1535	99.2
	1992-93	n/a	984	984	100.0
	1993-94	n/a	1262	1254	99.4
BROWN BEAR	1989-90	451	421	416	99.0
(Drawing)	1990-91[3]	n/a	n/a	n/a	n/a
	1991-92	460	431	293	68.0
	1992-93	471	445	432	97.1
	1993-94	471	385	348	90.4
BROWN BEAR	1992-93	n/a	1	1	100.0
(Federal)	1993-94	n/a	0	0	0.0
CARIBOU	1989-90[2]	n/a	5814	5707	98.2
(Registration)	1990-91[2]	n/a	10161	9963	98.1
	1991-92	n/a	3091	3026	97.9
	1992-93	n/a	973	954	98.0
	1993-94	n/a	3639	3548	97.5
CARIBOU	1991-92	403	403	367	91.1
(Drawing)	1992-93	203	203	201	99.0
	1993-94	390	390	381	97.7
CARIBOU	1991-92	2800	2802	2762	98.6
(Tier II)	1992-93	6503	6503	6424	98.8
	1993-94	9003	9003	8868	98.5

[1] Drawing and Tier II permits only.
[2] Drawing & Registration permit data are combined.
[3] Only combined drawing & registration permit data available. To avoid inappropriate comparisons, these data are not presented.

COMPARISON OF PERMITS ISSUED AND REPORTS RETURNED

SPECIES	YEAR	NUMBER PERMITS[1] AVAILABLE	NUMBER PERMITS ISSUED	NUMBER REPORTS RETURNED	PERCENT REPORTS RETURNED
CARIBOU	1990-91	n/a	971	897	92.4
(Federal)	1991-92	n/a	2601	2410	92.7
	1992-93	n/a	2385	2054	86.1
	1993-94	n/a	1945	1701	87.5
DEER	1991-92	n/a	700	674	96.3
(Registration)	1992-93	n/a	763	749	98.2
	1993-94	n/a	701	693	98.9
ELK	1989-90	n/a	1045	996	95.3
(Registration)	1990-91[3]	n/a	n/a	n/a	n/a
	1991-92	n/a	2592	2502	96.5
	1992-93	n/a	648	612	94.4
	1993-94	n/a	612	596	97.4
ELK	1989-90	500	500	490	98.0
(Drawing)	1990-91[3]	n/a	n/a	n/a	n/a
	1991-92	275	275	272	98.9
	1992-93	200	200	199	99.5
	1993-94	405	405	400	98.8
MOOSE	1989-90[2]	1030	3670	3572	97.3
(Registration)	1990-91[2]	n/a	3109	2965	95.4
	1991-92	n/a	2081	1984	95.3
	1992-93	n/a	1921	1897	98.8
	1993-94	n/a	3070	2976	96.9
MOOSE	1991-92	650	650	642	98.8
(Drawing)	1992-93	945	945	939	99.4
	1993-94	1080	1080	1064	98.5
MOOSE	1991-92	478	398	335	84.2
(Tier II)	1992-93	458	428	410	95.8
	1993-94	643	617	578	93.7

[1] Drawing and Tier II permits only.
[2] Drawing & registration permit data are combined.
[3] Only combined drawing & registration permit data available. To avoid inappropriate comparisons, these data are not presented.

COMPARISON OF PERMITS ISSUED AND REPORTS RETURNED

SPECIES	YEAR	NUMBER PERMITS[1] AVAILABLE	NUMBER PERMITS ISSUED	NUMBER REPORTS RETURNED	PERCENT REPORTS RETURNED
MOOSE	1990-91	n/a	723	617	85.3
(Federal)	1991-92	n/a	769	728	94.7
	1992-93	n/a	782	706	90.3
	1993-94	n/a	879	812	92.4
MT. GOAT	1989-90	n/a	1942	1782	91.8
(Registration)	1990-91	n/a	1955	1854	94.8
	1991-92	n/a	1977	1858	94.0
	1992-93	n/a	1976	1952	98.8
	1993-94	n/a	2237	2218	99.2
MT. GOAT	1989-90	467	467	461	98.7
(Drawing)	1990-91	452	452	449	99.3
	1991-92	480	480	477	99.4
	1992-93	493	493	489	99.2
	1993-94	598	598	591	98.8
MT. GOAT	1991-92	82	94	92	97.9
(Tier II)	1992-93	95	95	95	100.0
	1993-94	50	50	49	98.0
MT. GOAT	1990-91	n/a	10	5	50.0
(Federal)	1991-92	n/a	16	14	87.5
	1992-93	n/a	28	24	85.7
	1993-94	n/a	24	21	87.5
MUSKOX	1992-93	n/a	60	60	100.0
(Registration)	1993-94	n/a	55	55	100.0
MUSKOX	1989-90	45	45	45	100.0
(Drawing)	1990-91[2]	117	117	106	90.6
	1991-92[2]	n/a	114	114	100.0
	1992-93	45	46	46	100.0
	1993-94	35	35	35	100.0

[1] Drawing and Tier II permits only.
[2] Drawing & registration permit data are combined.

COMPARISON OF PERMITS ISSUED AND REPORTS RETURNED

SPECIES	YEAR	NUMBER PERMITS[1] AVAILABLE	NUMBER PERMITS ISSUED	NUMBER REPORTS RETURNED	PERCENT REPORTS RETURNED
MUSKOX	1991-92	11	11	4	36.4
(Tier II)	1992-93	2	2	2	100.0
	1993-94	2	2	2	100.0
MUSKOX	1992-93	n/a	10	9	90.0
(Federal)	1993-94	n/a	11	9	81.2
SHEEP	1992-93	n/a	4	4	100.0
(Registration)	1993-94	n/a	38	38	100.0
SHEEP	1989-90	627	627	619	98.7
(Drawing)	1990-91	627	627	613	97.8
	1991-92	627	627	621	99.0
	1992-93	627	627	627	100.0
	1993-94	639	639	638	99.8
SHEEP	1991-92	n/a	6	2	33.3
(Federal)	1992-93	n/a	46	27	58.7
	1993-94	n/a	47	37	78.7

[1] Drawing and Tier II permits only.

MAPS



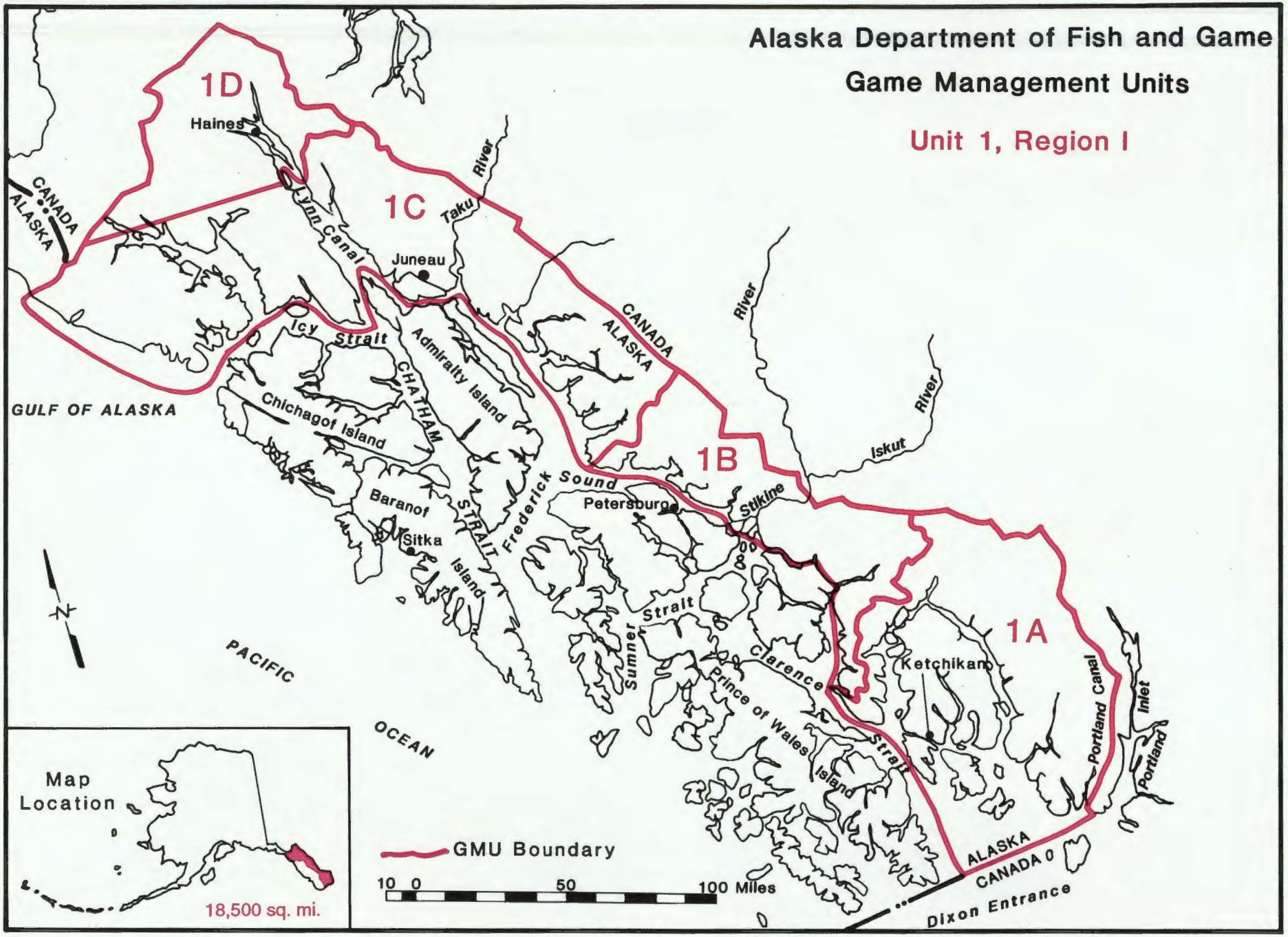
Alaska Department of Fish and Game
Game Management Units
Unit 1, Region I
1D
1C
1B
1A
Haines
Juneau
Petersburg
Sitka
Ketchikan
Lynn Canal
Taku River
Icy Strait
Admiralty Island
CHATHAM STRAIT
Chichagof Island
Baranof Island
Frederick Sound
Sumner Strait
Prince of Wales Island
Clarence Strait
Stikine River
Iskut River
Portland Canal
Portland Inlet
CANADA
ALASKA
GULF OF ALASKA
PACIFIC OCEAN
Dixon Entrance
Map Location
18,500 sq. mi.
GMU Boundary
10 0 50 100 Miles

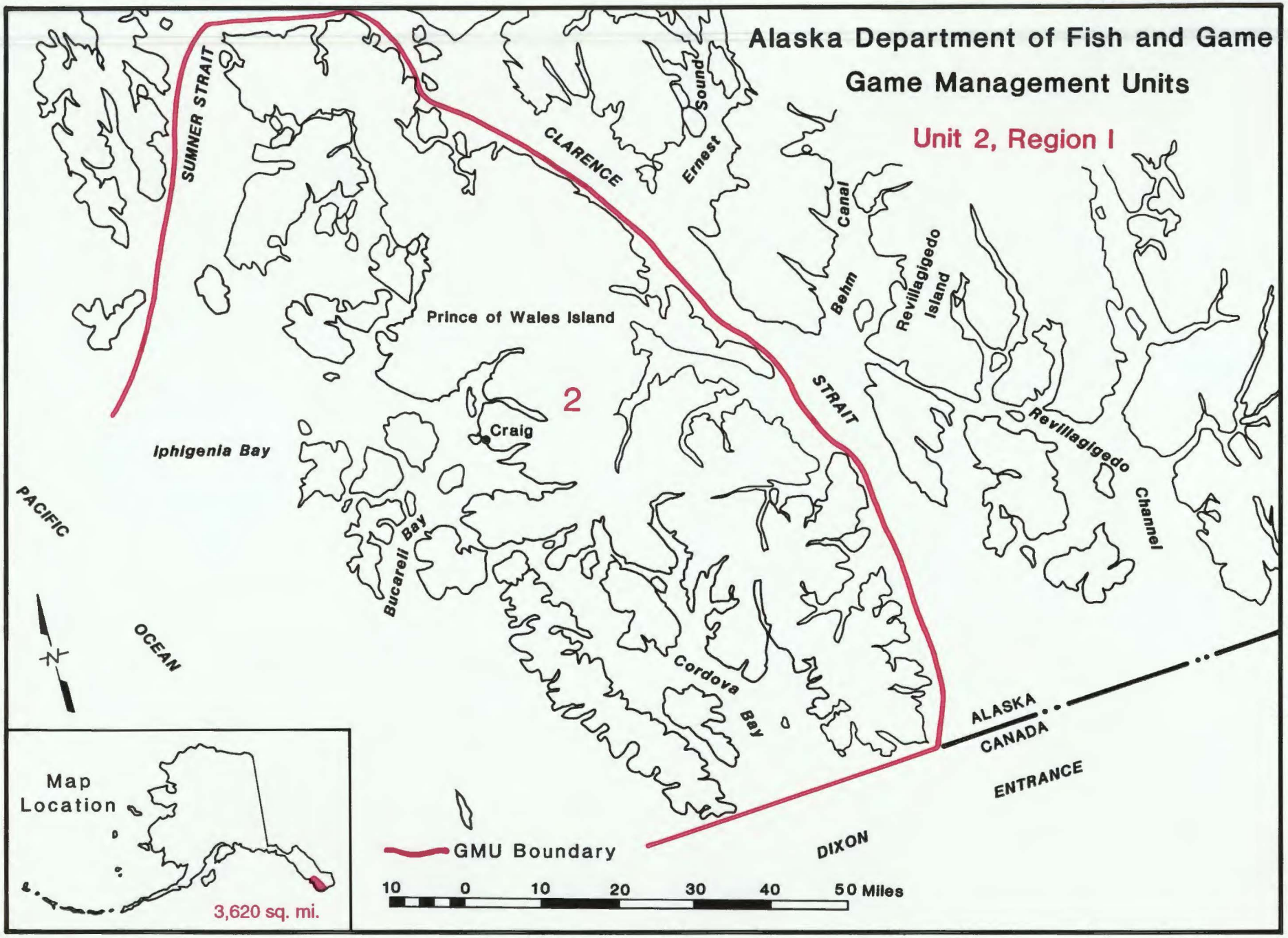
Alaska Department of Fish and Game
Game Management Units
Unit 2, Region I
SUMNER STRAIT
CLARENCE
Sound
Ernest
Canal
Behm
Revillagigedo
Island
Prince of Wales Island
2
STRAIT
Craig
Iphigenia Bay
Revillagigedo
Channel
PACIFIC
OCEAN
Bucarell Bay
Cordova Bay
ALASKA
CANADA
ENTRANCE
DIXON
Map
Location
3,620 sq. mi.
GMU Boundary
10 0 10 20 30 40 50 Miles

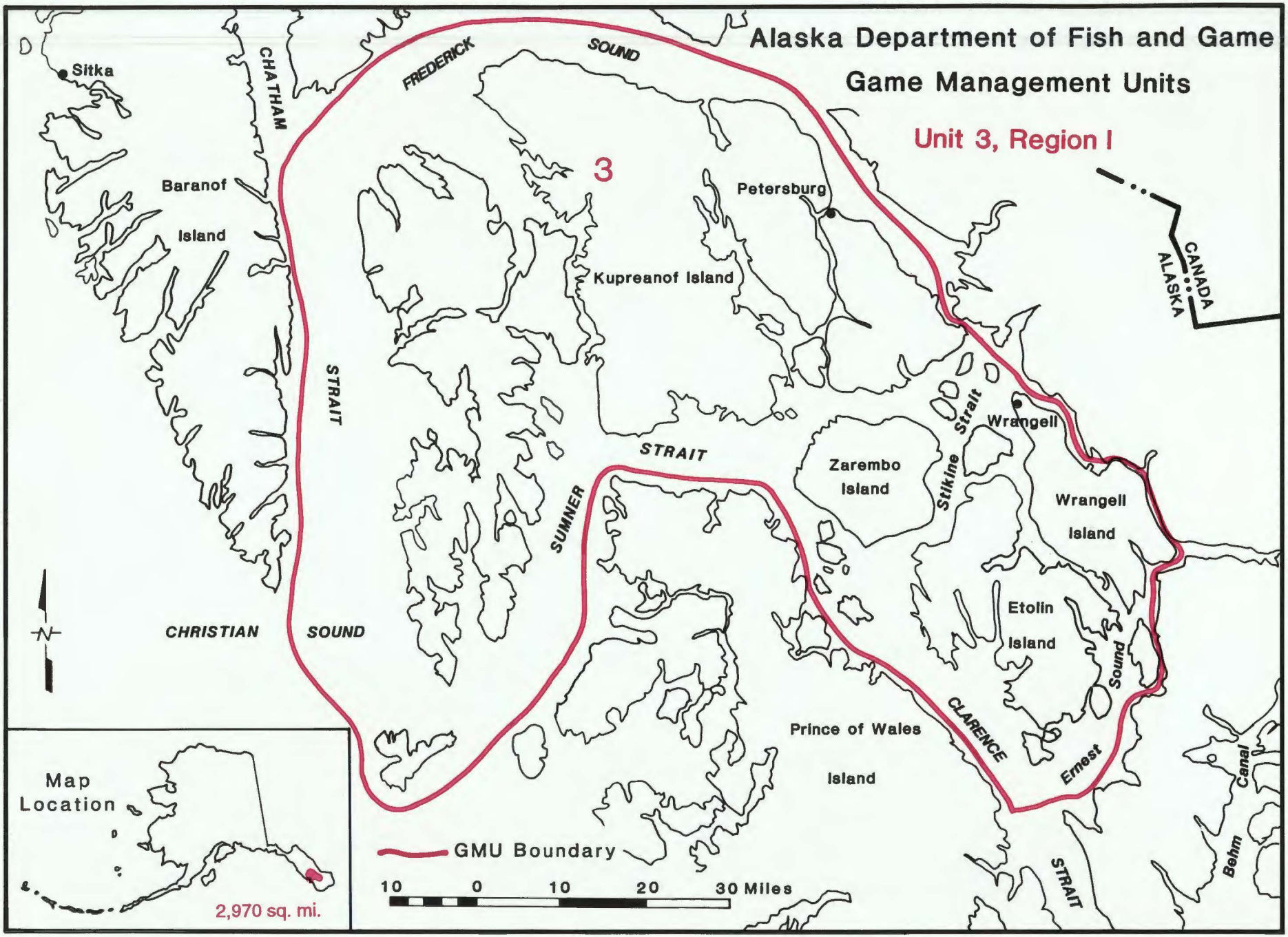
Alaska Department of Fish and Game
Game Management Units
Unit 3, Region I
3
Sitka
CHATHAM
STRAIT
FREDERICK
SOUND
Baranof
Island
Petersburg
Kupreanof Island
CANADA
ALASKA
Wrangell
Stikine Strait
Zarembo
Island
STRAIT
SUMNER
Wrangell
Island
CHRISTIAN
SOUND
Etolin
Island
Sound
CLARENCE
Prince of Wales
Island
Ernest
Sound
Canal
Behm
STRAIT
Map
Location
2,970 sq. mi.
GMU Boundary
10 0 10 20 30 Miles

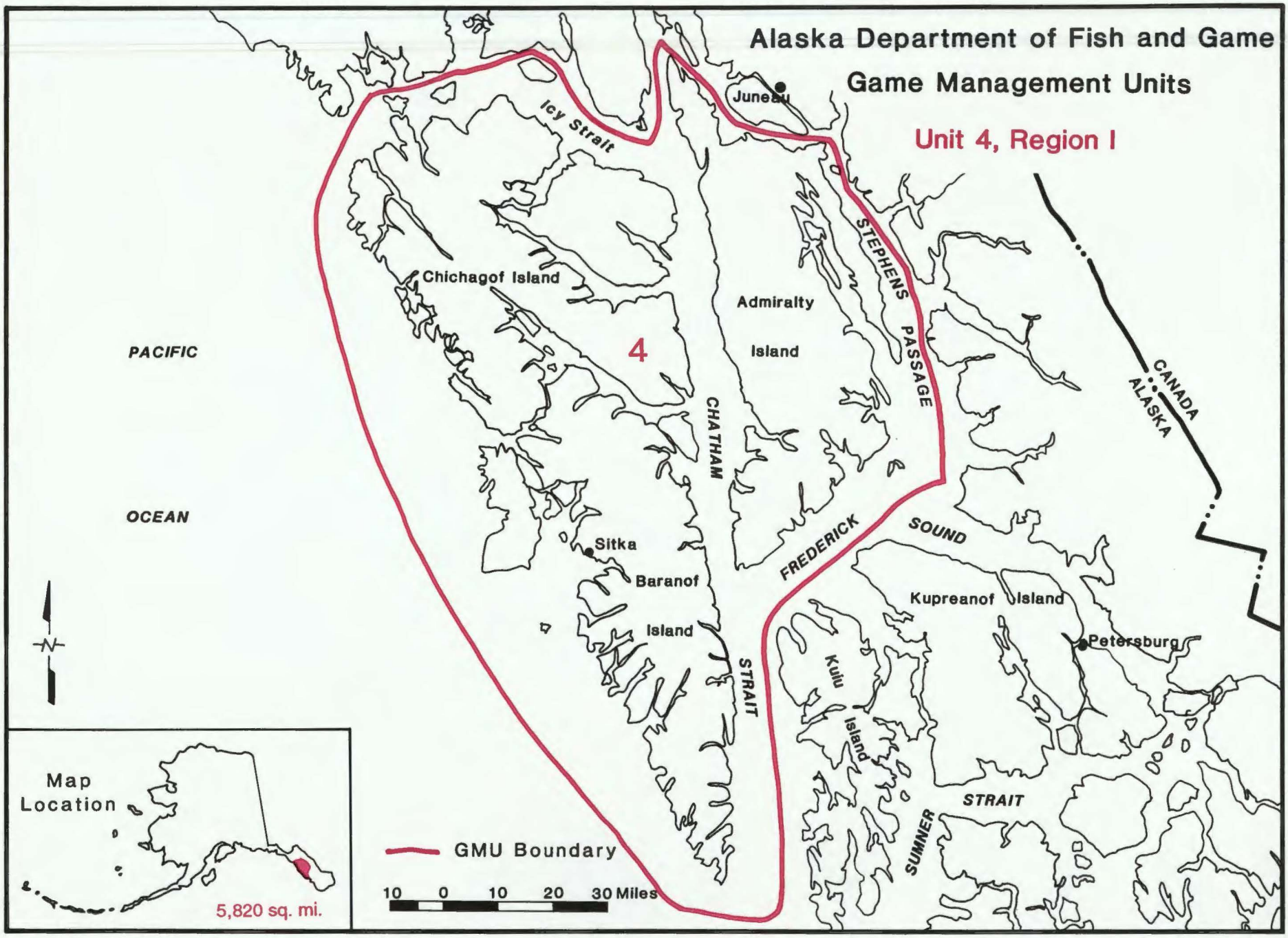
Alaska Department of Fish and Game
Game Management Units
Unit 4, Region I
Juneau
Icy Strait
Chichagof Island
Admiralty
Island
4
STEPHENS PASSAGE
CANADA
ALASKA
PACIFIC
OCEAN
CHATHAM
STRAIT
Sitka
Baranof
Island
FREDERICK
SOUND
Kupreanof Island
Petersburg
Kuiu
Island
STRAIT
SUMNER
Map
Location
5,820 sq. mi.
GMU Boundary
10 0 10 20 30 Miles

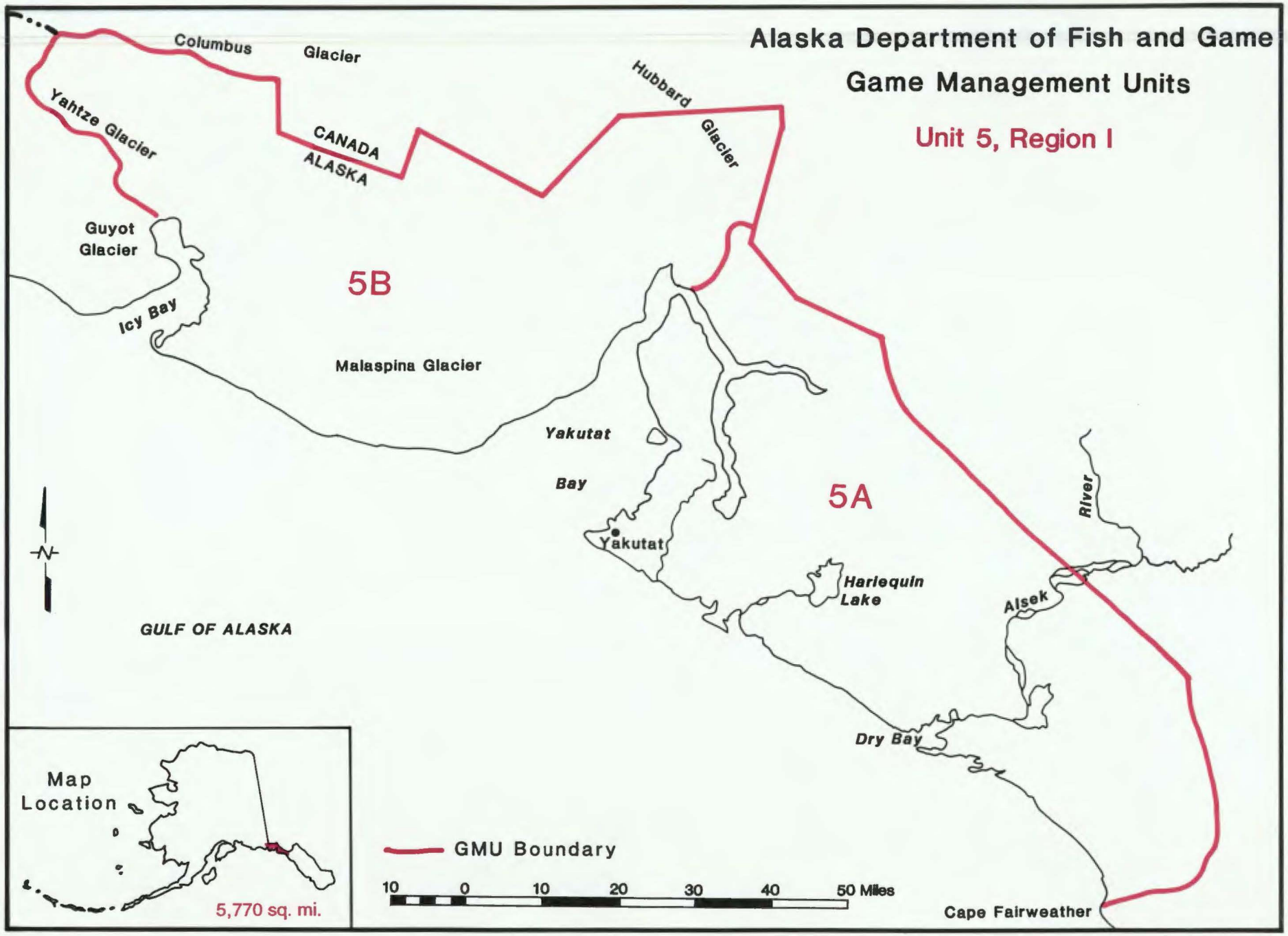
Alaska Department of Fish and Game
Game Management Units
Unit 5, Region I
Columbus Glacier
Yahtze Glacier
CANADA
ALASKA
Hubbard Glacier
Guyot Glacier
Icy Bay
5B
Malaspina Glacier
Yakutat Bay
5A
Yakutat
Harlequin Lake
Alsek River
Dry Bay
GULF OF ALASKA
Cape Fairweather
Map Location
5,770 sq. mi.
GMU Boundary
10 0 10 20 30 40 50 Miles

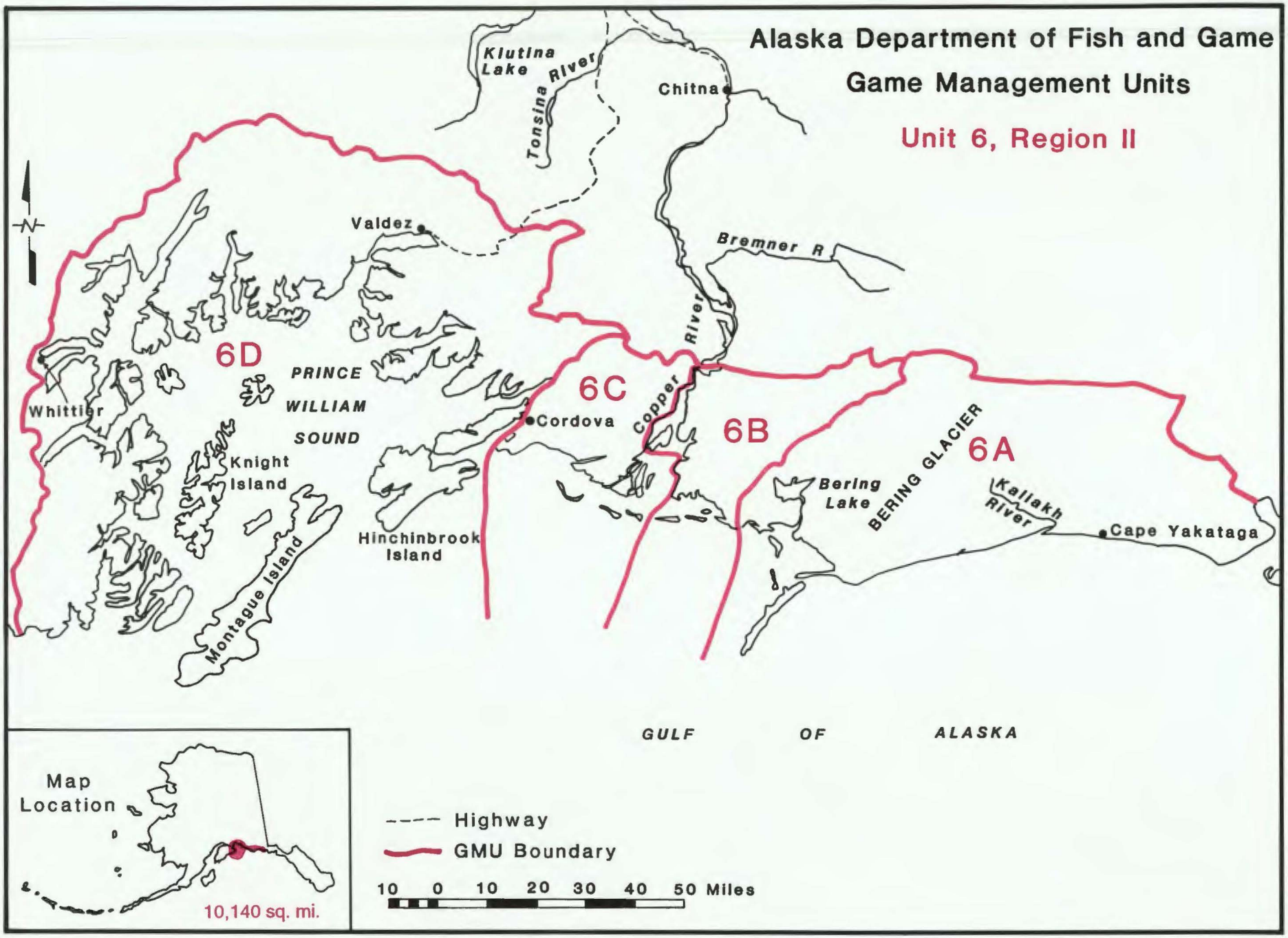
Alaska Department of Fish and Game
Game Management Units
Unit 6, Region II
Klutina Lake
Tonsina River
Chitna
Valdez
Bremner R
Copper River
6D
PRINCE WILLIAM SOUND
6C
6B
6A
Whittier
Cordova
Knight Island
Hinchinbrook Island
Montague Island
Bering Lake
BERING GLACIER
Kallakh River
Cape Yakataga
GULF OF ALASKA
Map Location
10,140 sq. mi.
Highway
GMU Boundary
10 0 10 20 30 40 50 Miles

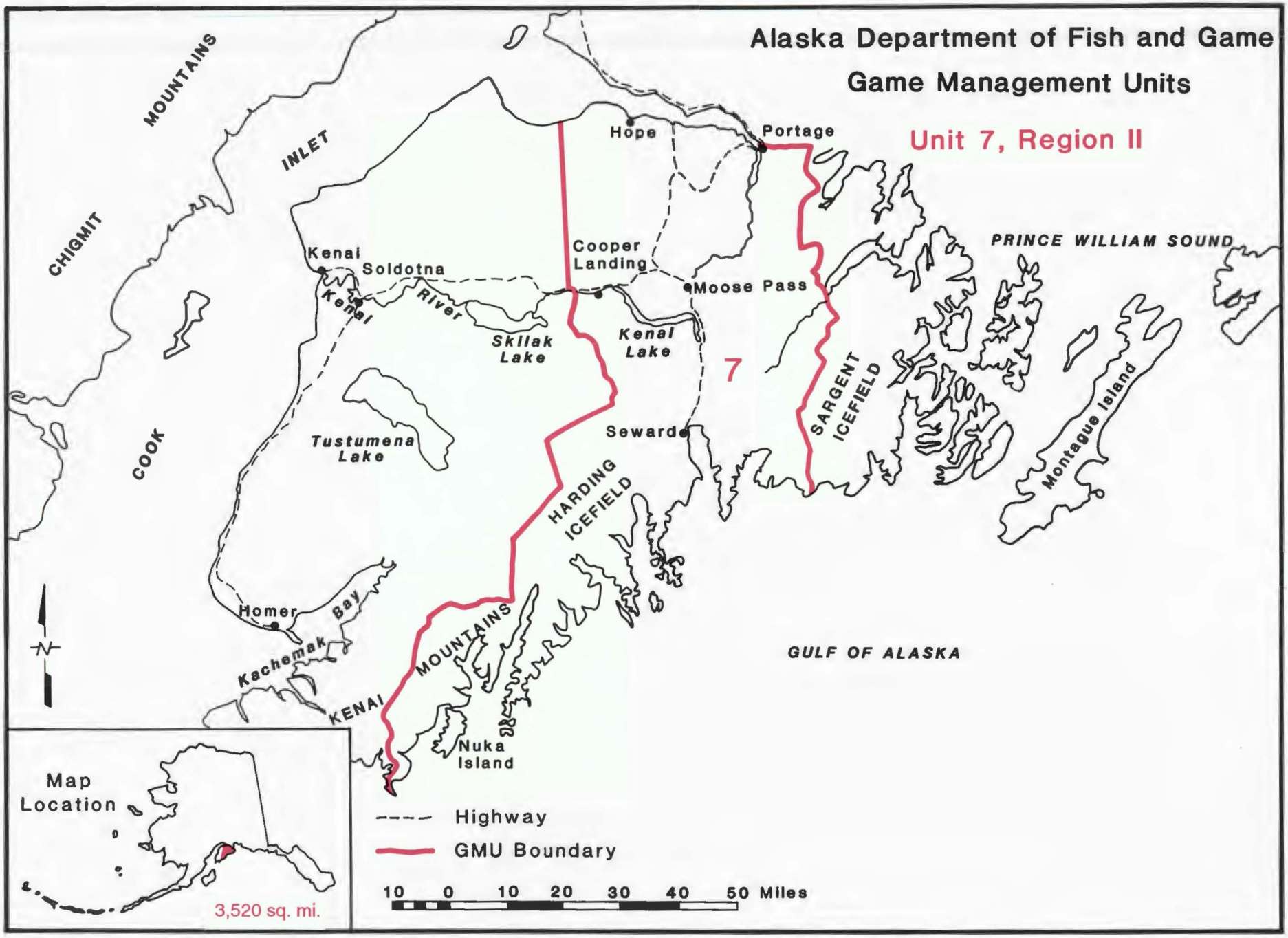
Alaska Department of Fish and Game
Game Management Units
Unit 7, Region II
7
MOUNTAINS
INLET
CHIGMIT
COOK
Hope
Portage
Kenai
Soldotna
Kenai River
Cooper Landing
Moose Pass
Skilak Lake
Kenai Lake
Tustumena Lake
Seward
PRINCE WILLIAM SOUND
SARGENT ICEFIELD
Montague Island
HARDING ICEFIELD
Homer
Kachemak Bay
KENAI MOUNTAINS
Nuka Island
GULF OF ALASKA
Map Location
3,520 sq. mi.
Highway
GMU Boundary
10 0 10 20 30 40 50 Miles

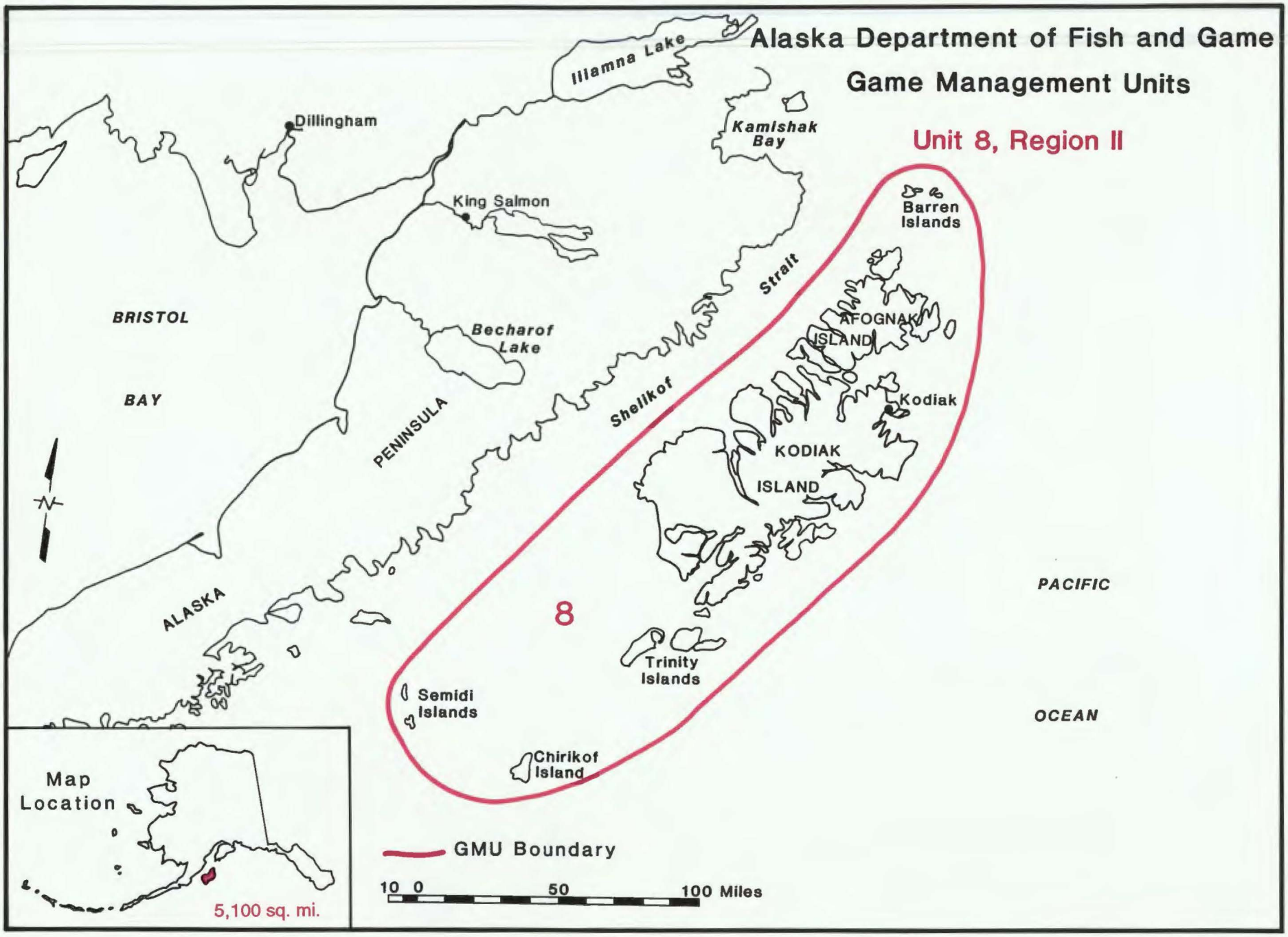
Alaska Department of Fish and Game
Game Management Units
Unit 8, Region II
Iliamna Lake
Dillingham
Kamishak Bay
King Salmon
Barren Islands
Strait
BRISTOL
BAY
Becharof Lake
AFOGNAK ISLAND
Shelikof
Kodiak
PENINSULA
KODIAK ISLAND
ALASKA
8
PACIFIC
OCEAN
Trinity Islands
Semidi Islands
Chirikof Island
Map Location
5,100 sq. mi.
GMU Boundary
10 0 50 100 Miles

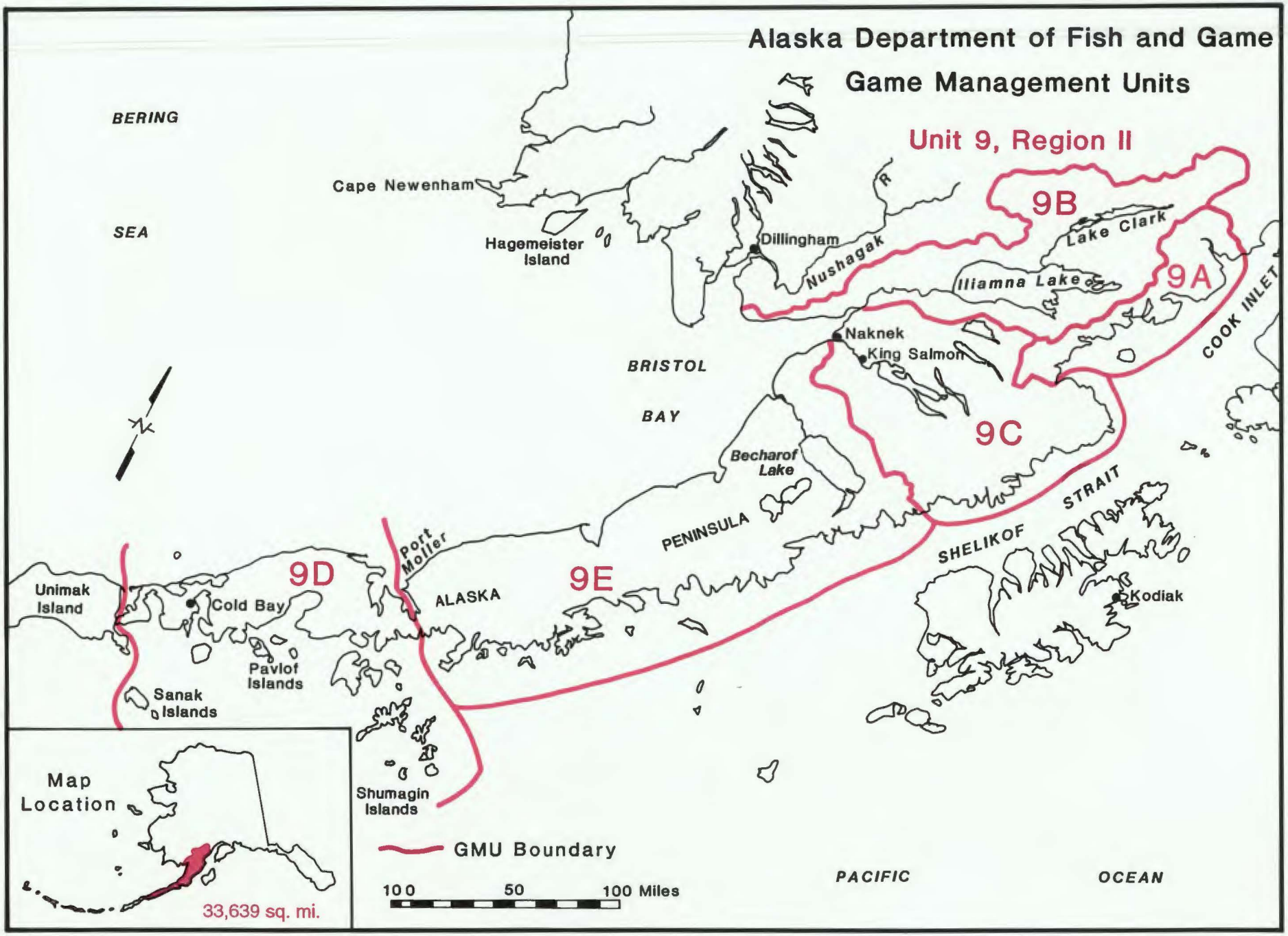
Alaska Department of Fish and Game
Game Management Units
Unit 9, Region II
9A
9B
9C
9D
9E
BERING
SEA
Cape Newenham
Hagemeister Island
Dillingham
Nushagak R
Lake Clark
Iliamna Lake
COOK INLET
Naknek
King Salmon
BRISTOL
BAY
Becharof Lake
PENINSULA
Port Moller
ALASKA
SHELIKOF
STRAIT
Kodiak
Unimak Island
Cold Bay
Pavlof Islands
Sanak Islands
Shumagin Islands
Map Location
33,639 sq. mi.
GMU Boundary
100 50 100 Miles
PACIFIC
OCEAN

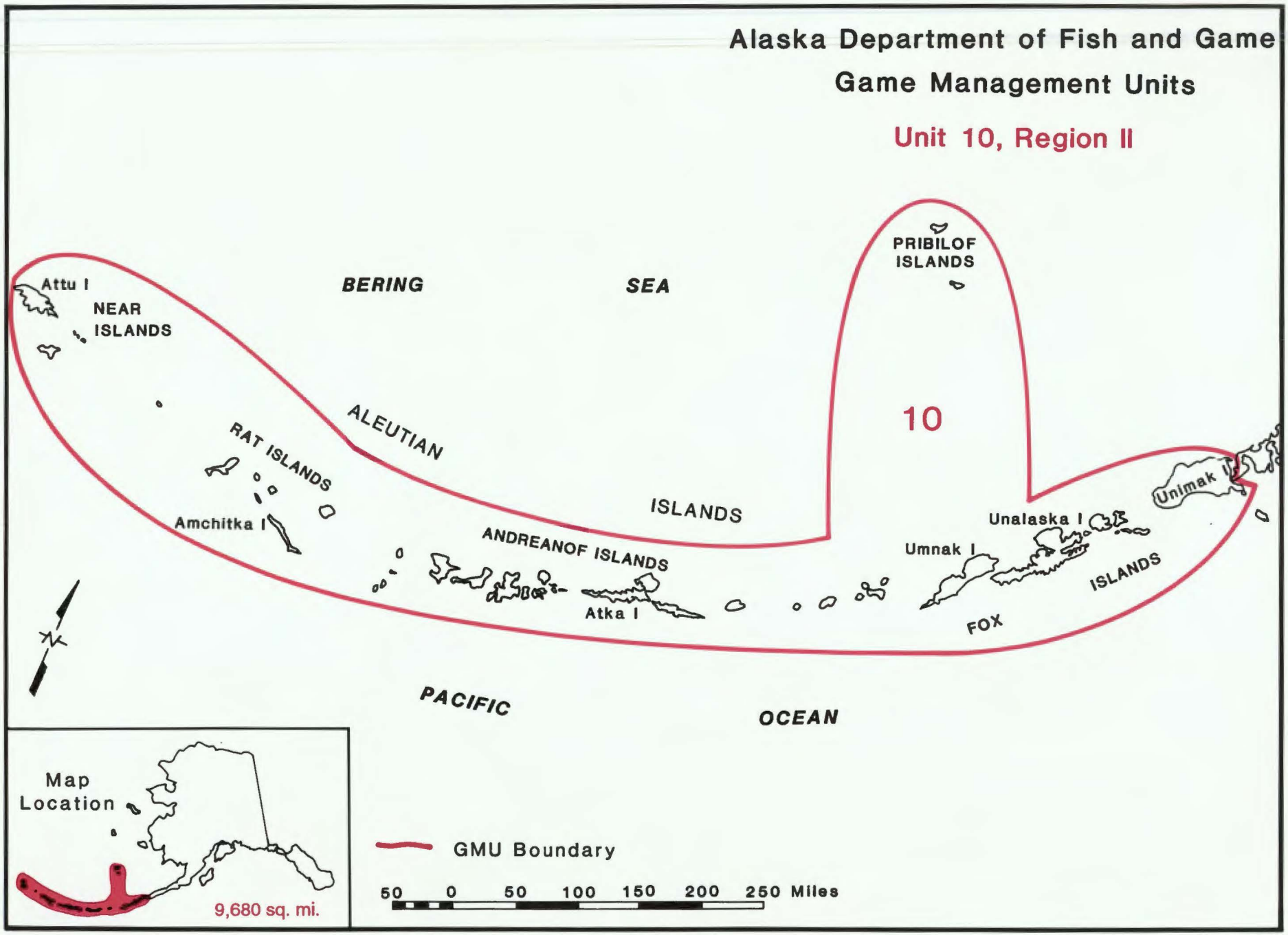
Alaska Department of Fish and Game
Game Management Units
Unit 10, Region II
PRIBILOF ISLANDS
Attu I
NEAR ISLANDS
BERING SEA
ALEUTIAN ISLANDS
10
RAT ISLANDS
Amchitka I
ANDREANOF ISLANDS
Atka I
Unimak I
Unalaska I
Umnak I
FOX ISLANDS
PACIFIC OCEAN
Map Location
9,680 sq. mi.
GMU Boundary
50 0 50 100 150 200 250 Miles

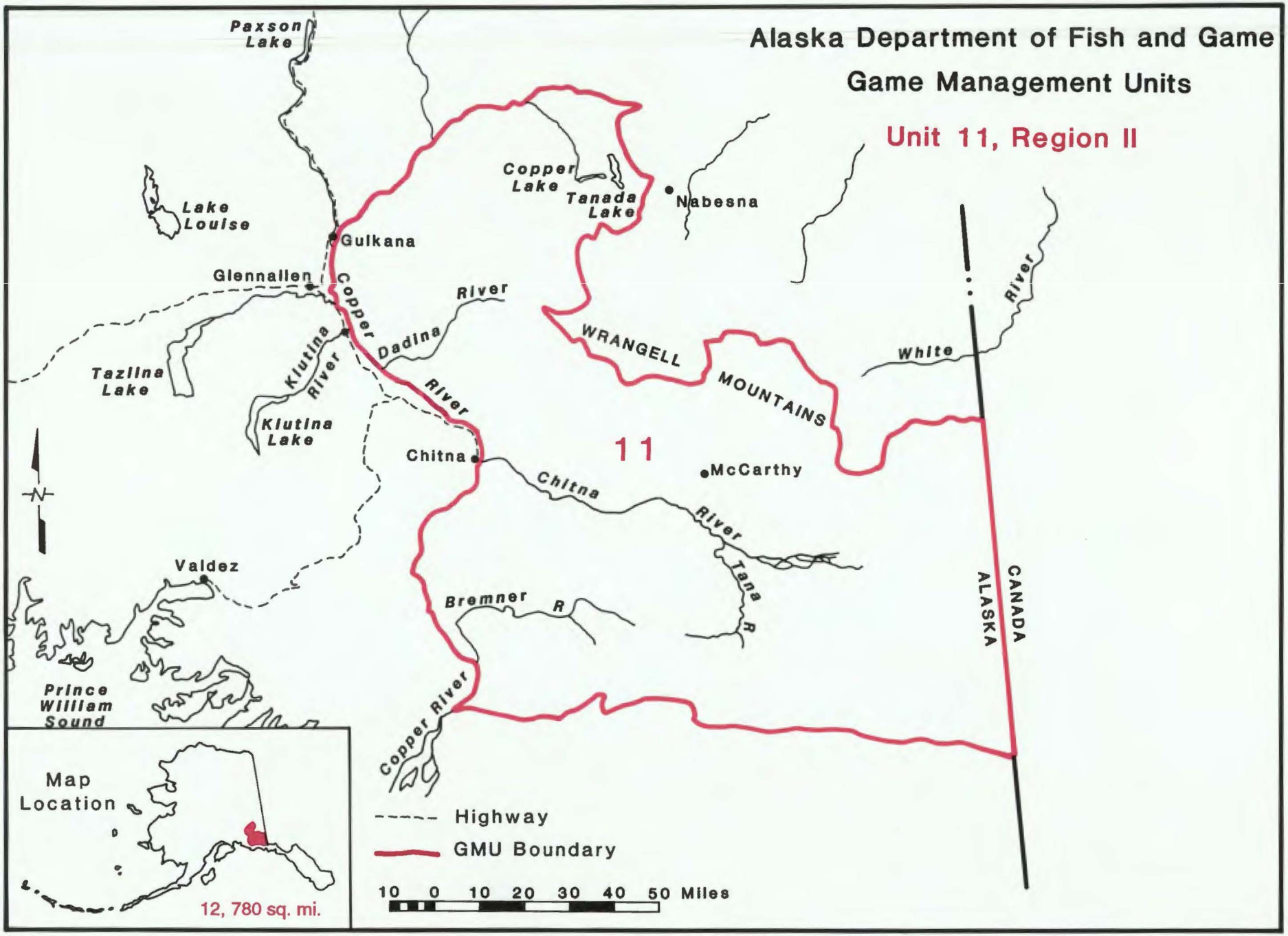
Alaska Department of Fish and Game
Game Management Units
Unit 11, Region II
Paxson Lake
Lake Louise
Gulkana
Glennallen
Copper Lake
Tanada Lake
Nabesna
Copper River
Dadina River
Klutina River
Klutina Lake
Tazlina Lake
WRANGELL MOUNTAINS
White River
11
Chitna
McCarthy
Chitna River
Tana R
Bremner R
Valdez
Prince William Sound
Copper River
CANADA
ALASKA
Map Location
12, 780 sq. mi.
Highway
GMU Boundary
10 0 10 20 30 40 50 Miles

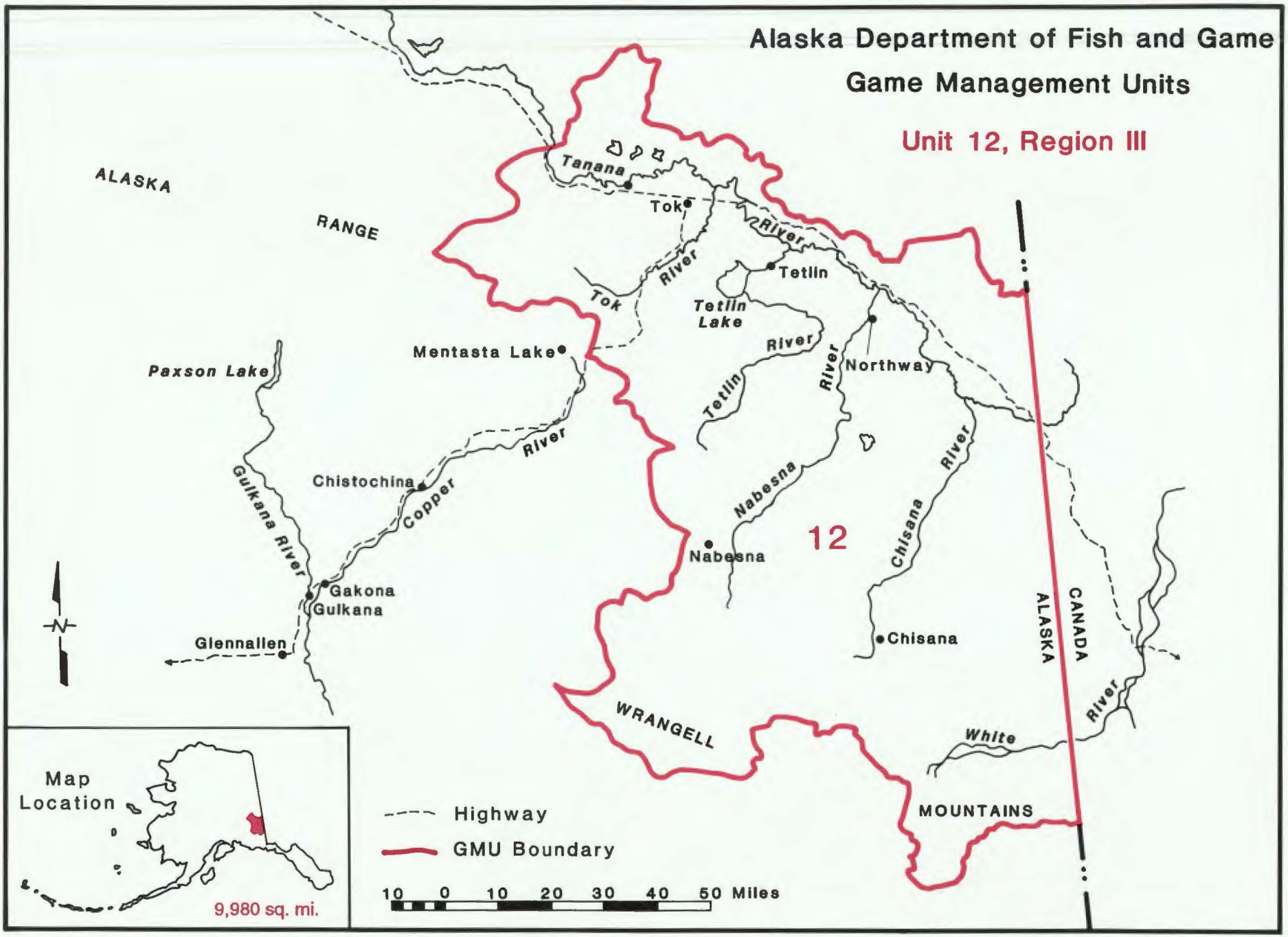
Alaska Department of Fish and Game
Game Management Units
Unit 12, Region III
ALASKA
RANGE
Tanana
Tok
River
Tok
River
Tetlin
Tetlin Lake
Mentasta Lake
Paxson Lake
River
Tetlin
River
Northway
River
Chistochina
Copper
Gulkana River
Nabesna
12
Chisana
River
Gakona
Gulkana
Glennallen
Nabesna
Chisana
ALASKA
CANADA
WRANGELL
White
River
MOUNTAINS
Map Location
9,980 sq. mi.
Highway
GMU Boundary
10 0 10 20 30 40 50 Miles

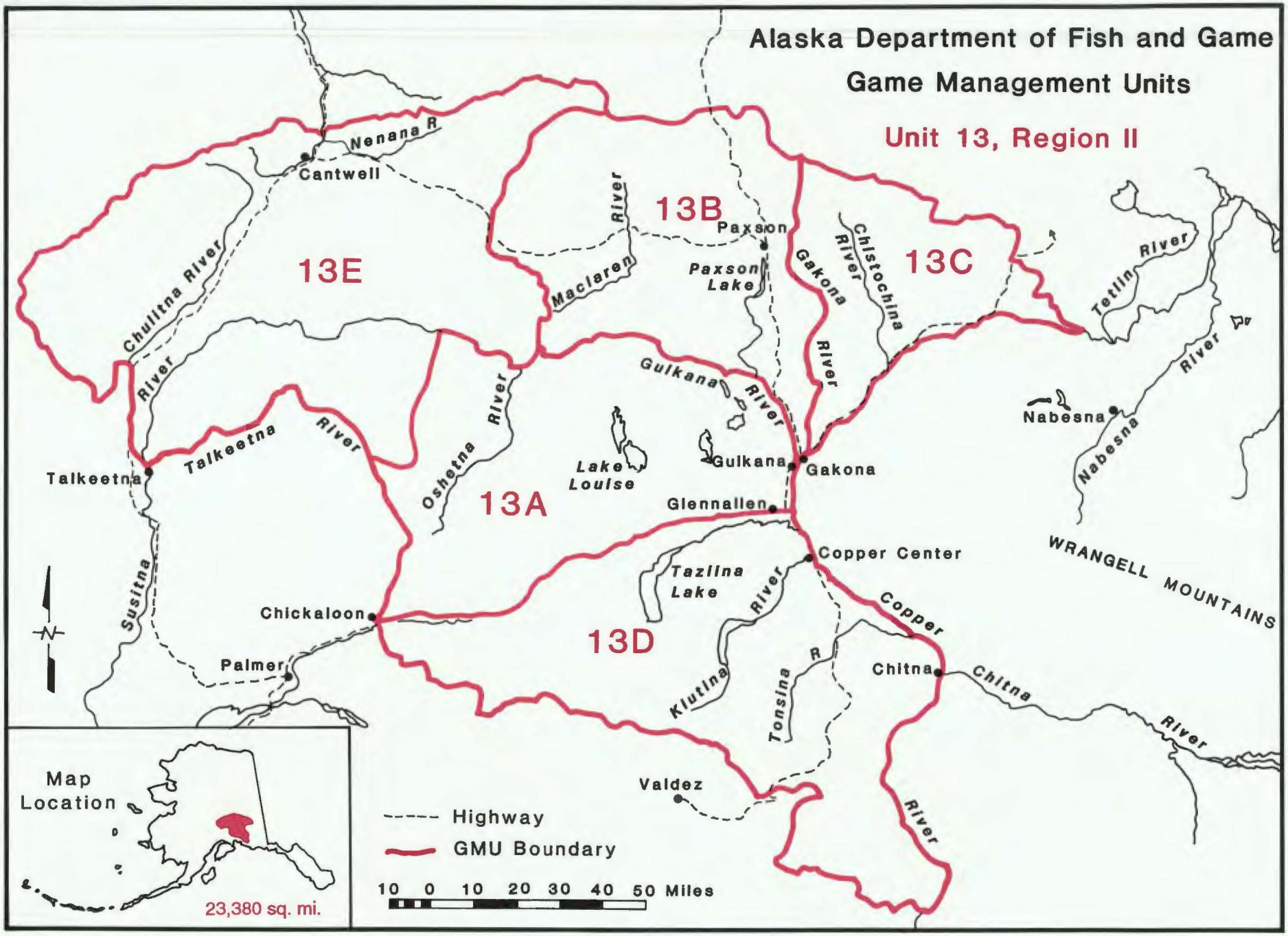
Alaska Department of Fish and Game
Game Management Units
Unit 13, Region II
13A
13B
13C
13D
13E
Nenana R
Cantwell
Chulitna River
Maclaren River
Paxson
Paxson Lake
Gakona River
Chistochina River
Tetlin River
Talkeetna River
Oshetna River
Gulkana River
Lake Louise
Gulkana
Gakona
Nabesna
Nabesna River
Talkeetna
Glennallen
Susitna
Chickaloon
Palmer
Tazlina Lake
Tazlina River
Copper Center
Copper River
WRANGELL MOUNTAINS
Klutina River
Tonsina R
Chitna
Chitna River
Valdez
Map Location
23,380 sq. mi.
Highway
GMU Boundary
10 0 10 20 30 40 50 Miles

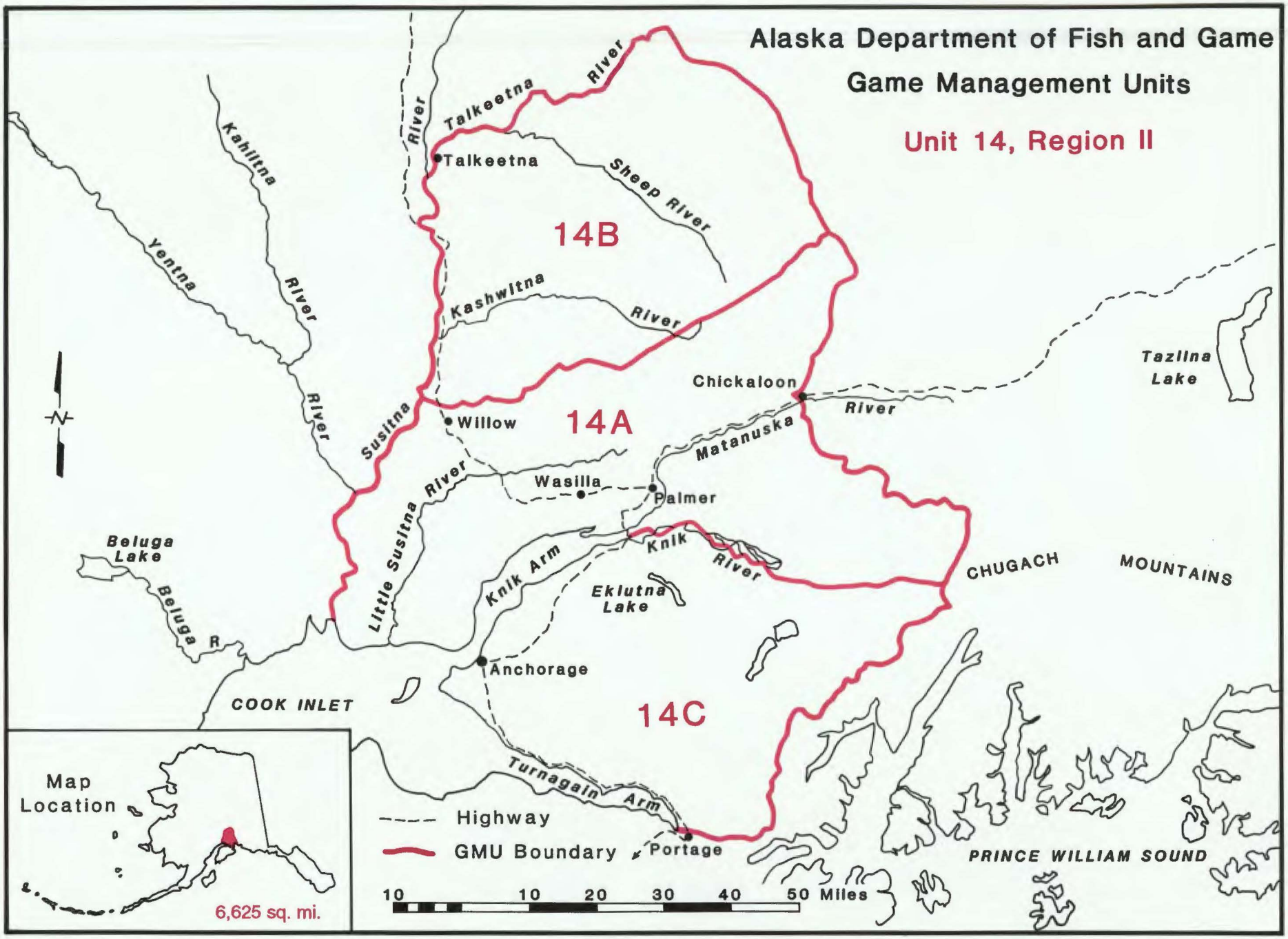
Alaska Department of Fish and Game
Game Management Units
Unit 14, Region II
14B
14A
14C
Talkeetna River
Talkeetna
Sheep River
Kahiltna River
Yentna River
Kashwitna River
Susitna River
Willow
Chickaloon
Tazlina Lake
Matanuska River
Wasilla
Palmer
Little Susitna River
Knik Arm
Knik River
Eklutna Lake
CHUGACH MOUNTAINS
Beluga Lake
Beluga R
Anchorage
COOK INLET
Turnagain Arm
Portage
PRINCE WILLIAM SOUND
Map Location
6,625 sq. mi.
Highway
GMU Boundary
10 10 20 30 40 50 Miles

M-14

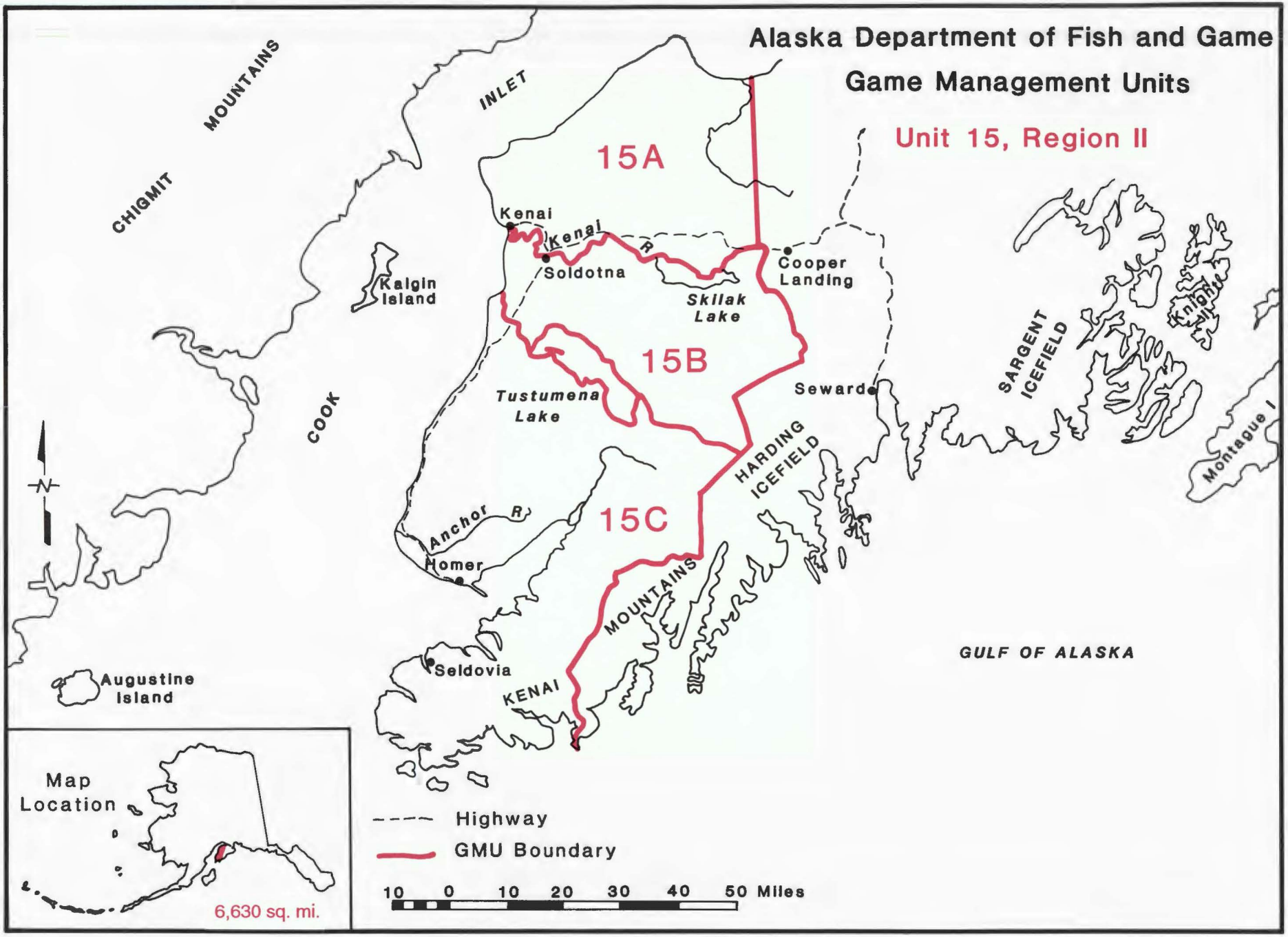
Alaska Department of Fish and Game
Game Management Units
Unit 15, Region II
15A
15B
15C
Kenai
Kenai R.
Soldotna
Cooper Landing
Skilak Lake
Kalgin Island
Tustumena Lake
Seward
Anchor R.
Homer
Seldovia
Augustine Island
CHIGMIT MOUNTAINS
INLET
COOK
HARDING ICEFIELD
SARGENT ICEFIELD
Knight I.
Montague I.
MOUNTAINS
KENAI
GULF OF ALASKA
Map Location
6,630 sq. mi.
Highway
GMU Boundary
10 0 10 20 30 40 50 Miles

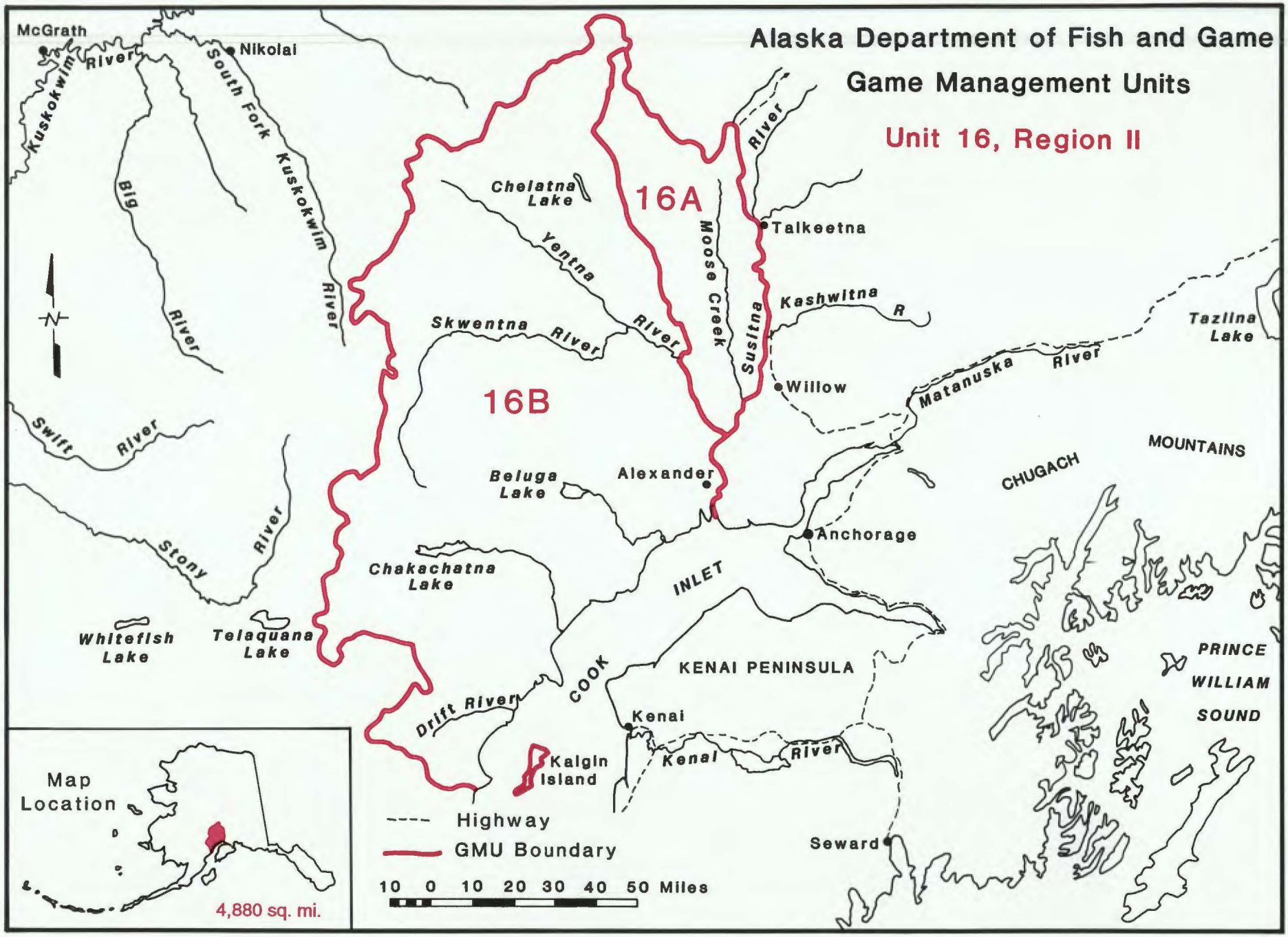
Alaska Department of Fish and Game
Game Management Units
Unit 16, Region II
16A
16B
McGrath
Nikolai
Kuskokwim River
South Fork Kuskokwim River
Big River
Swift River
Stony River
Whitefish Lake
Telaquana Lake
Chelatna Lake
Yentna River
Skwentna River
Moose Creek
Susitna River
Talkeetna
Kashwitna R
Willow
Beluga Lake
Alexander
Chakachatna Lake
Tazlina Lake
Matanuska River
CHUGACH MOUNTAINS
Anchorage
INLET
COOK
KENAI PENINSULA
Drift River
Kenai
Kenai River
Kalgin Island
PRINCE WILLIAM SOUND
Seward
Map Location
4,880 sq. mi.
Highway
GMU Boundary
10 0 10 20 30 40 50 Miles

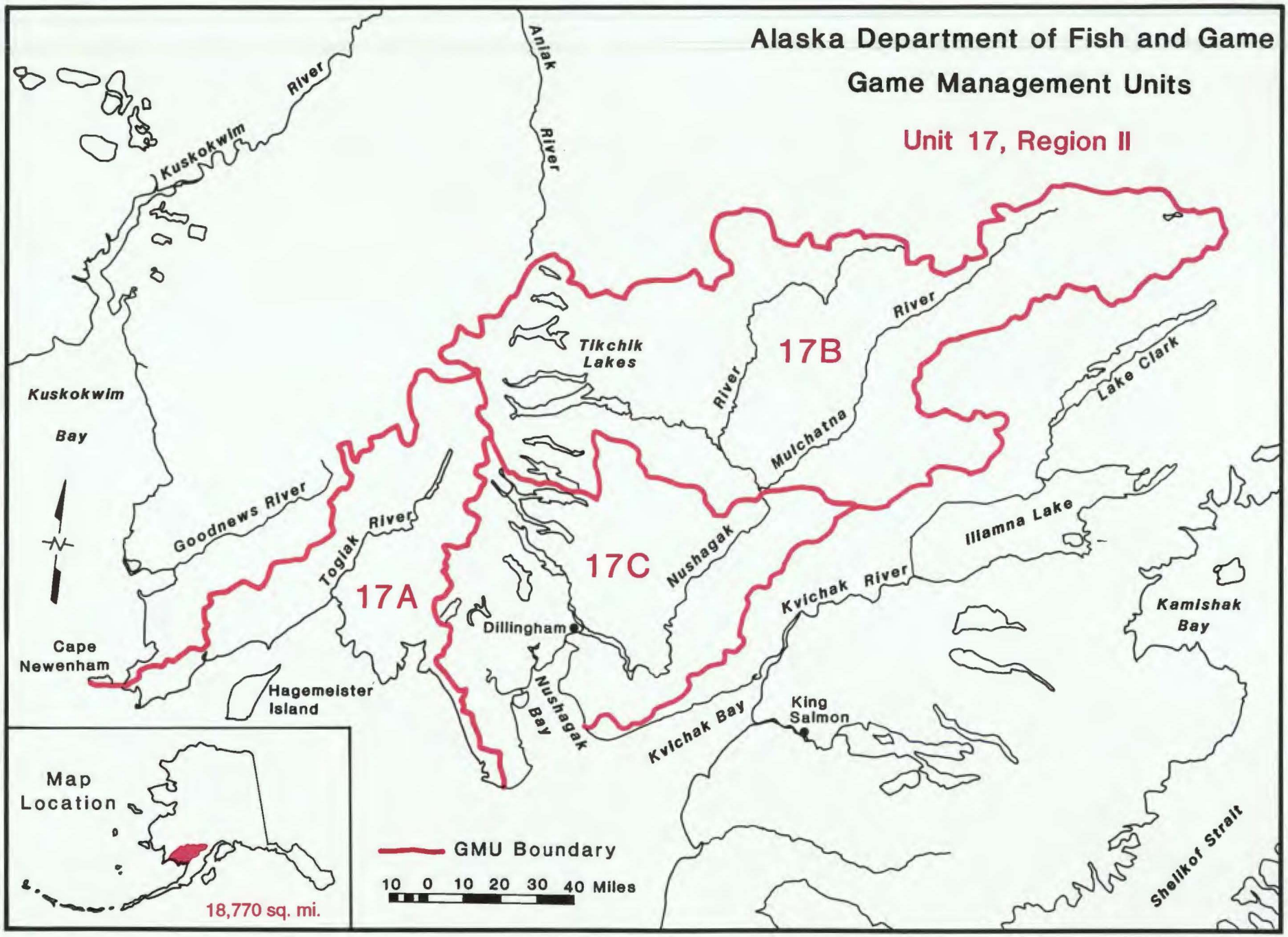
Alaska Department of Fish and Game
Game Management Units
Unit 17, Region II
Kuskokwim River
Aniak River
Kuskokwim Bay
Tikchik Lakes
17B
Mulchatna River
Lake Clark
Goodnews River
Togiak River
17A
17C
Nushagak
Iliamna Lake
Kvichak River
Kamishak Bay
Dillingham
Cape Newenham
Hagemeister Island
Nushagak Bay
Kvichak Bay
King Salmon
Shelikof Strait
Map Location
18,770 sq. mi.
GMU Boundary
10 0 10 20 30 40 Miles

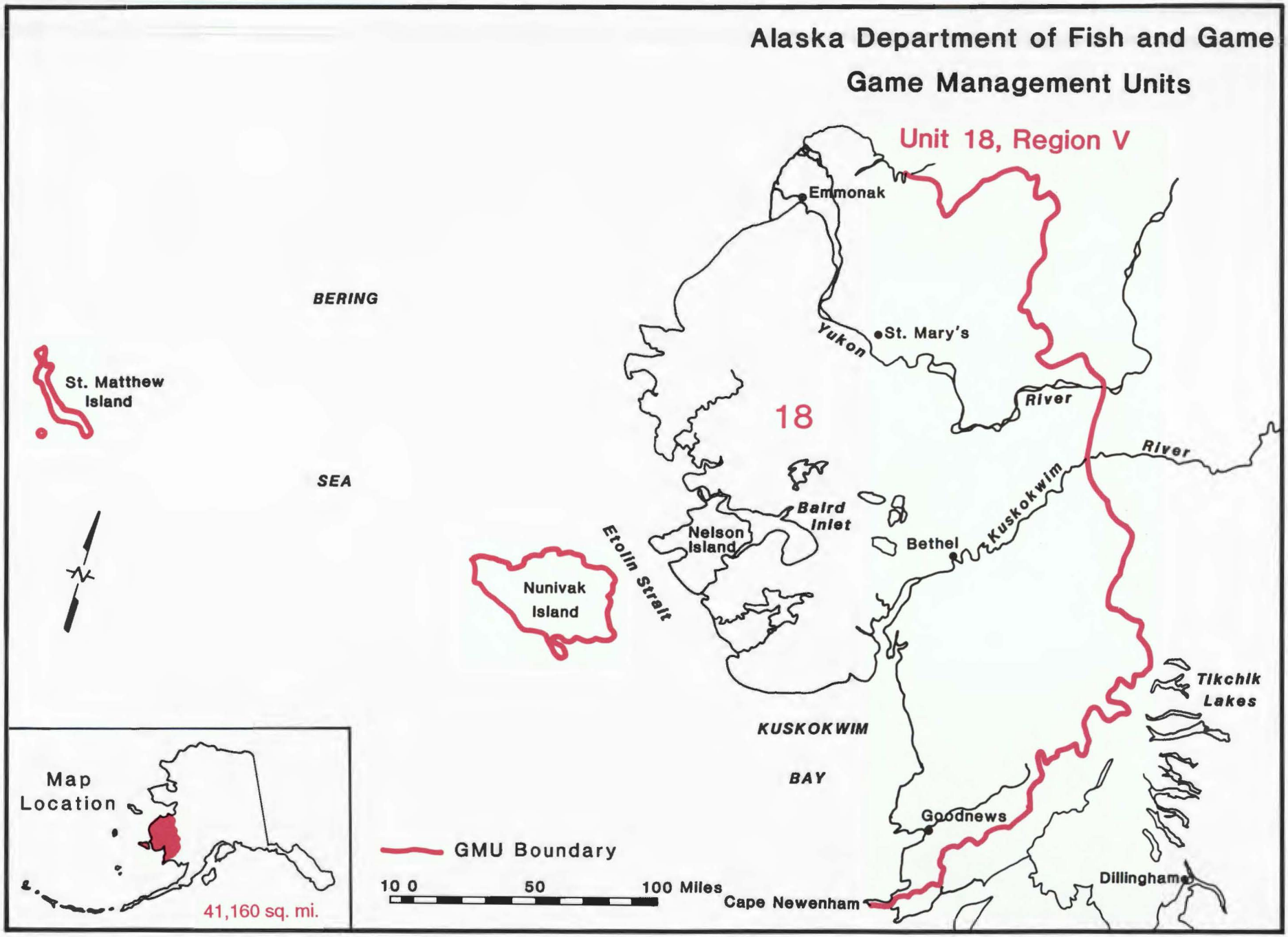
Alaska Department of Fish and Game
Game Management Units
Unit 18, Region V
Emmonak
BERING
SEA
St. Matthew Island
Yukon
St. Mary's
River
18
River
Kuskokwim
Baird Inlet
Nelson Island
Bethel
Etolin Strait
Nunivak Island
Tikchik Lakes
KUSKOKWIM
BAY
Goodnews
Dillingham
Cape Newenham
Map Location
41,160 sq. mi.
GMU Boundary
10 0
50
100 Miles

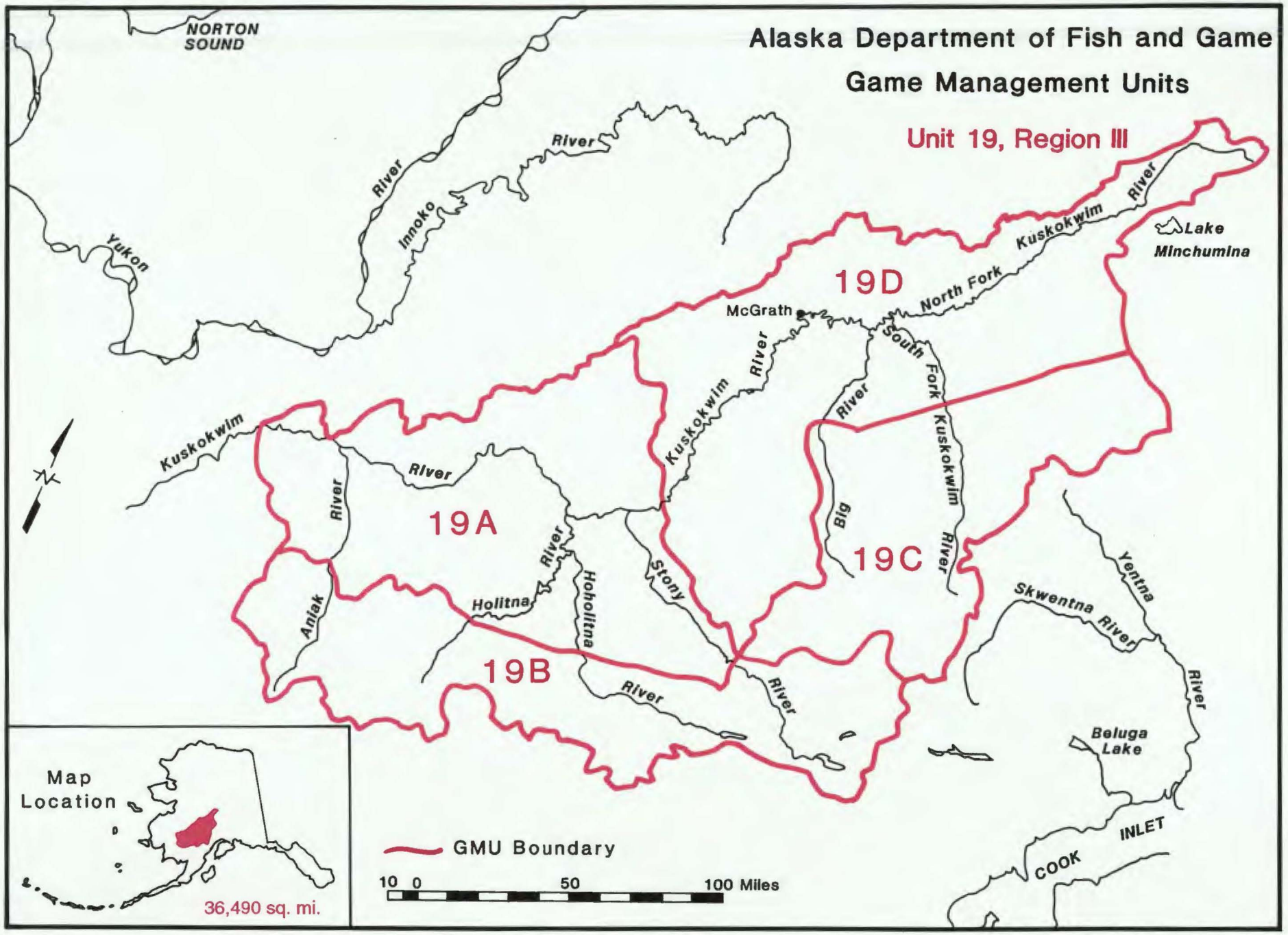
Alaska Department of Fish and Game
Game Management Units
Unit 19, Region III
NORTON SOUND
Yukon
River
Innoko
River
Kuskokwim
River
Lake Minchumina
North Fork
Kuskokwim
River
19D
McGrath
South Fork
Kuskokwim
River
Kuskokwim
River
Big
River
19C
Kuskokwim
River
19A
River
Aniak
Holitna
River
Hoholitna
Stony
River
River
19B
Yentna
Skwentna River
River
Beluga Lake
COOK
INLET
Map Location
36,490 sq. mi.
GMU Boundary
10 0 50 100 Miles

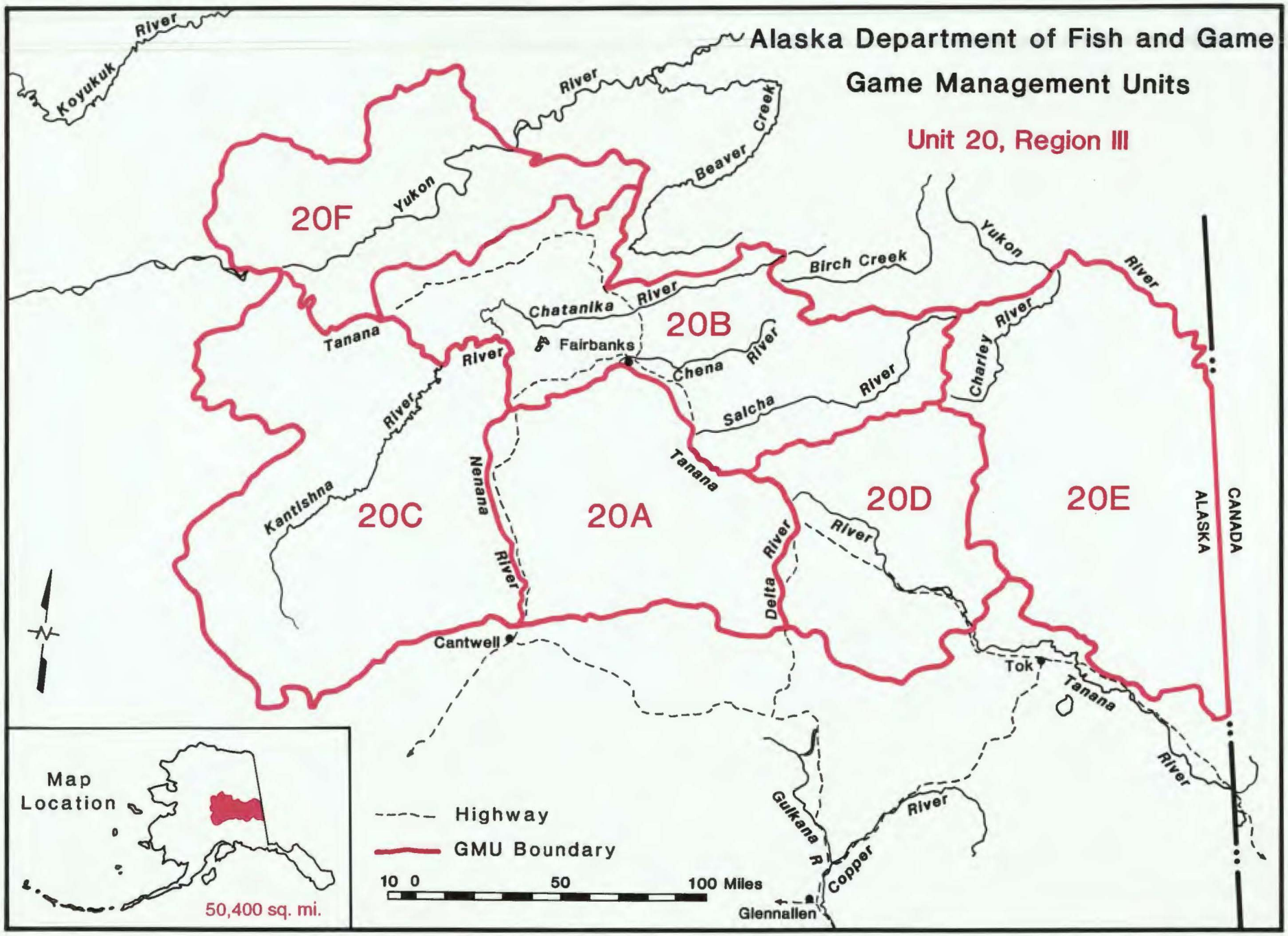
Alaska Department of Fish and Game
Game Management Units
Unit 20, Region III
20F
20B
20C
20A
20D
20E
Yukon River
Koyukuk River
Beaver Creek
Birch Creek
Chatanika River
Tanana River
Fairbanks
Chena River
Salcha River
Charley River
Kantishna River
Nenana River
Delta River
Cantwell
Tok
Tanana River
Gulkana R
Copper River
Glennallen
CANADA
ALASKA
Map Location
50,400 sq. mi.
Highway
GMU Boundary
10 0 50 100 Miles

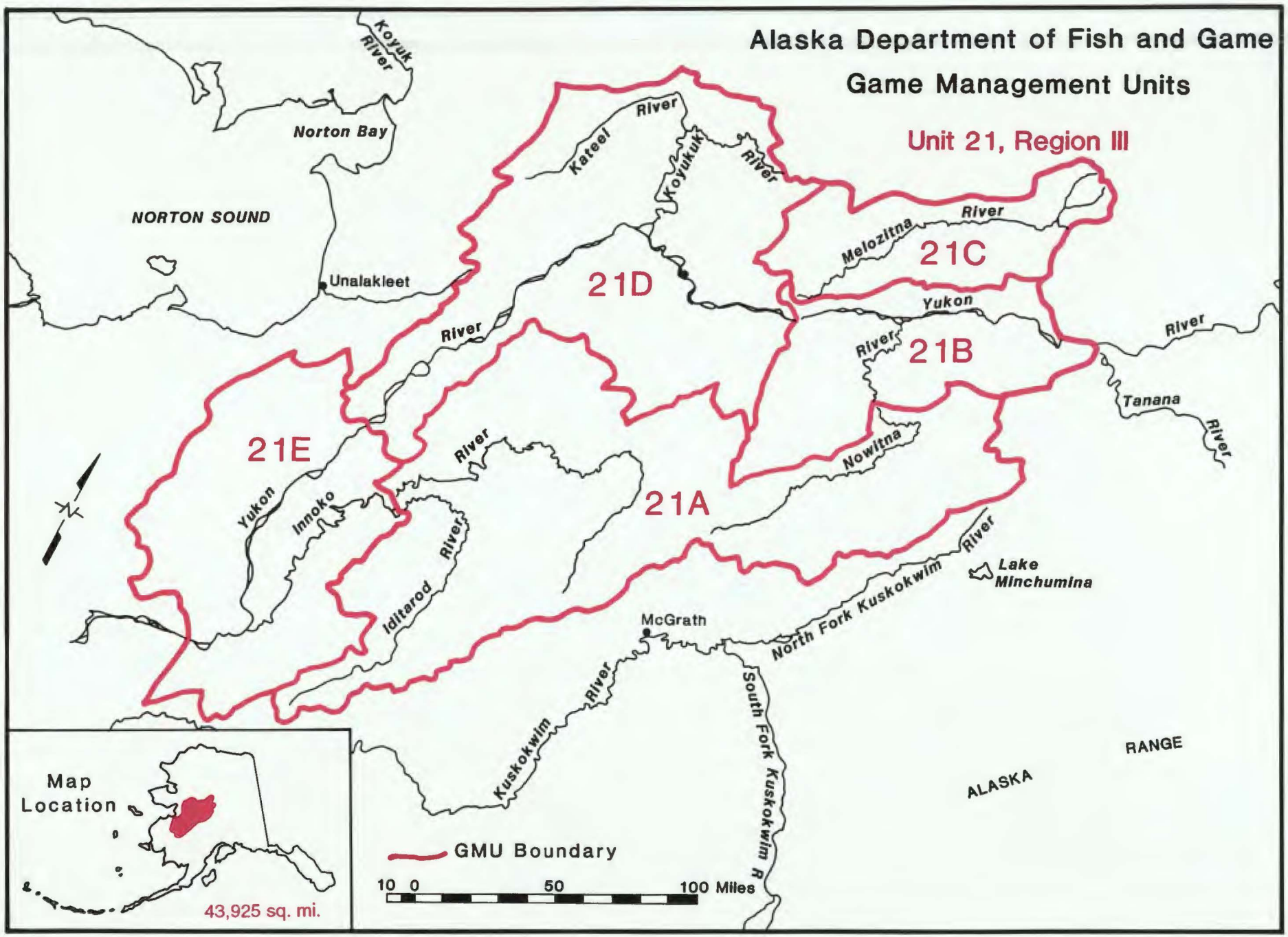
Alaska Department of Fish and Game
Game Management Units
Unit 21, Region III
Koyuk River
Norton Bay
NORTON SOUND
Unalakleet
Kateel River
Koyukuk River
Melozitna River
21C
21D
Yukon River
21B
Tanana River
21E
Innoko River
Yukon River
Nowitna River
21A
Iditarod River
Lake Minchumina
North Fork Kuskokwim River
McGrath
Kuskokwim River
South Fork Kuskokwim R
RANGE
ALASKA
Map Location
43,925 sq. mi.
GMU Boundary
10 0 50 100 Miles

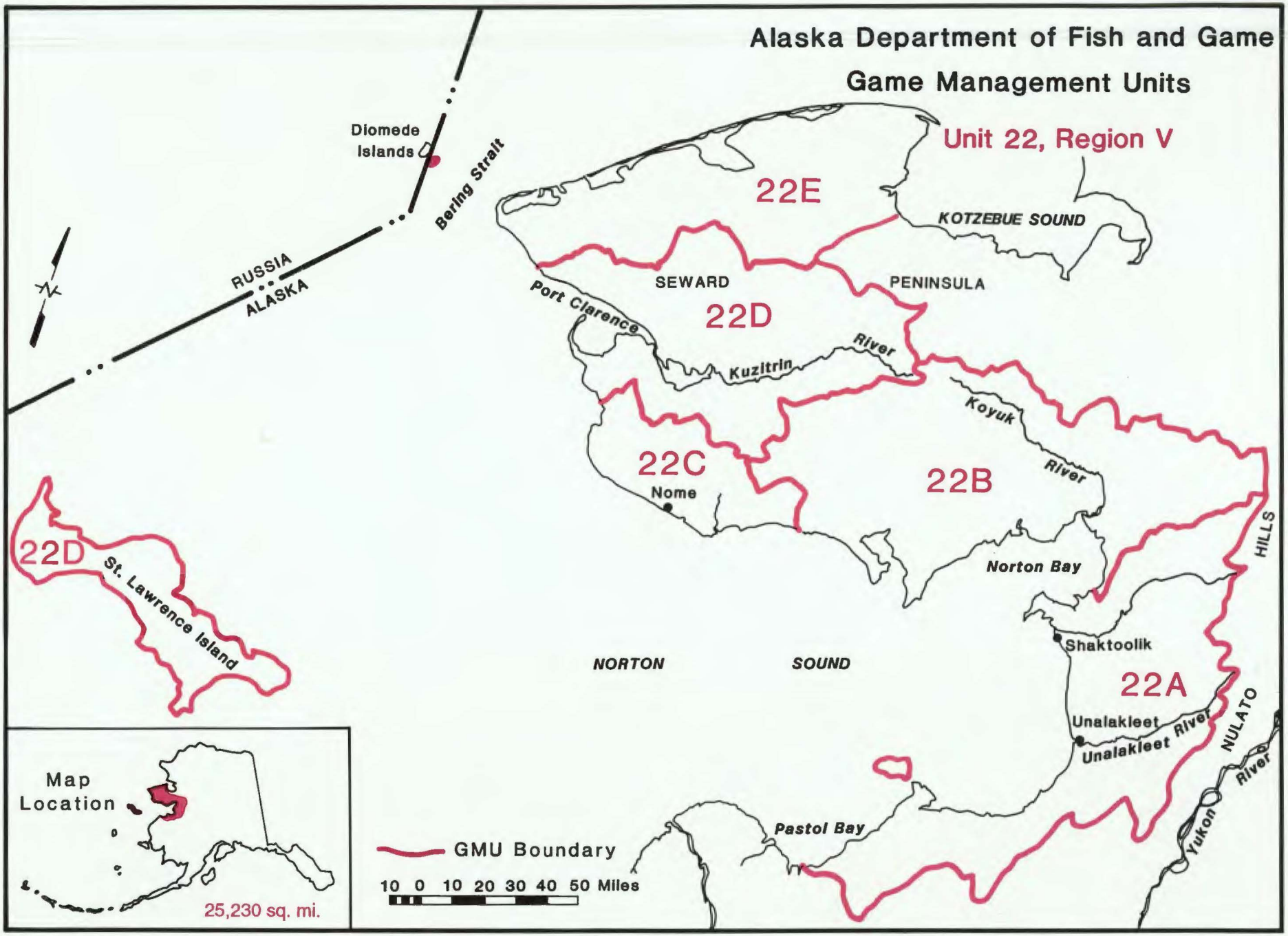
Alaska Department of Fish and Game
Game Management Units
Unit 22, Region V
22E
22D
22C
22B
22A
22D
Diomede Islands
Bering Strait
RUSSIA
ALASKA
KOTZEBUE SOUND
SEWARD PENINSULA
Port Clarence
Kuzitrin River
Koyuk River
Nome
St. Lawrence Island
Norton Bay
HILLS
NORTON SOUND
Shaktoolik
Unalakleet
Unalakleet River
NULATO
Yukon River
Pastol Bay
Map Location
25,230 sq. mi.
GMU Boundary
10 0 10 20 30 40 50 Miles

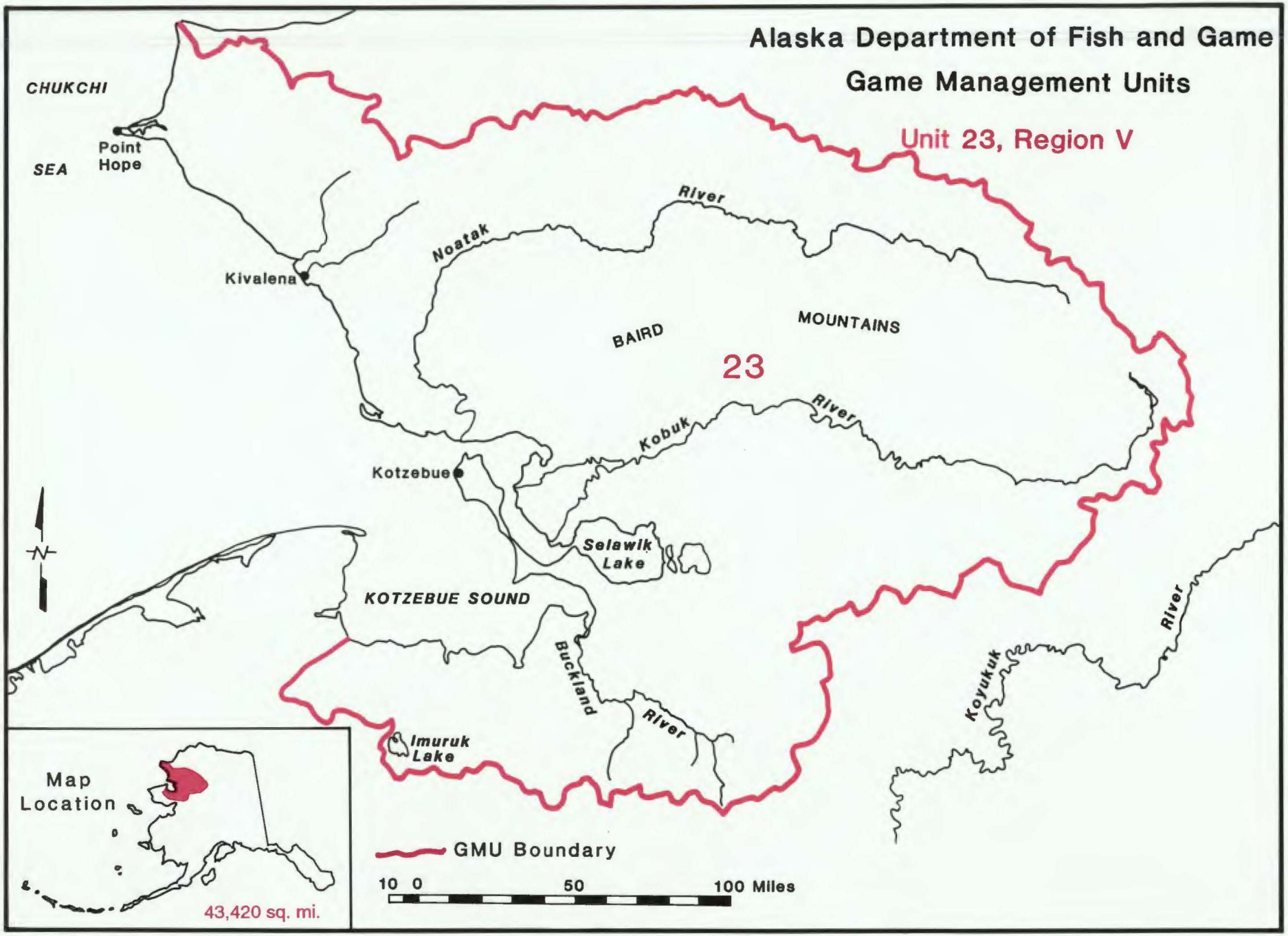
Alaska Department of Fish and Game
Game Management Units
Unit 23, Region V
CHUKCHI
SEA
Point Hope
Kivalena
Noatak River
BAIRD MOUNTAINS
23
Kobuk River
Kotzebue
Selawik Lake
KOTZEBUE SOUND
Buckland River
Imuruk Lake
Koyukuk River
Map Location
43,420 sq. mi.
GMU Boundary
10 0 50 100 Miles

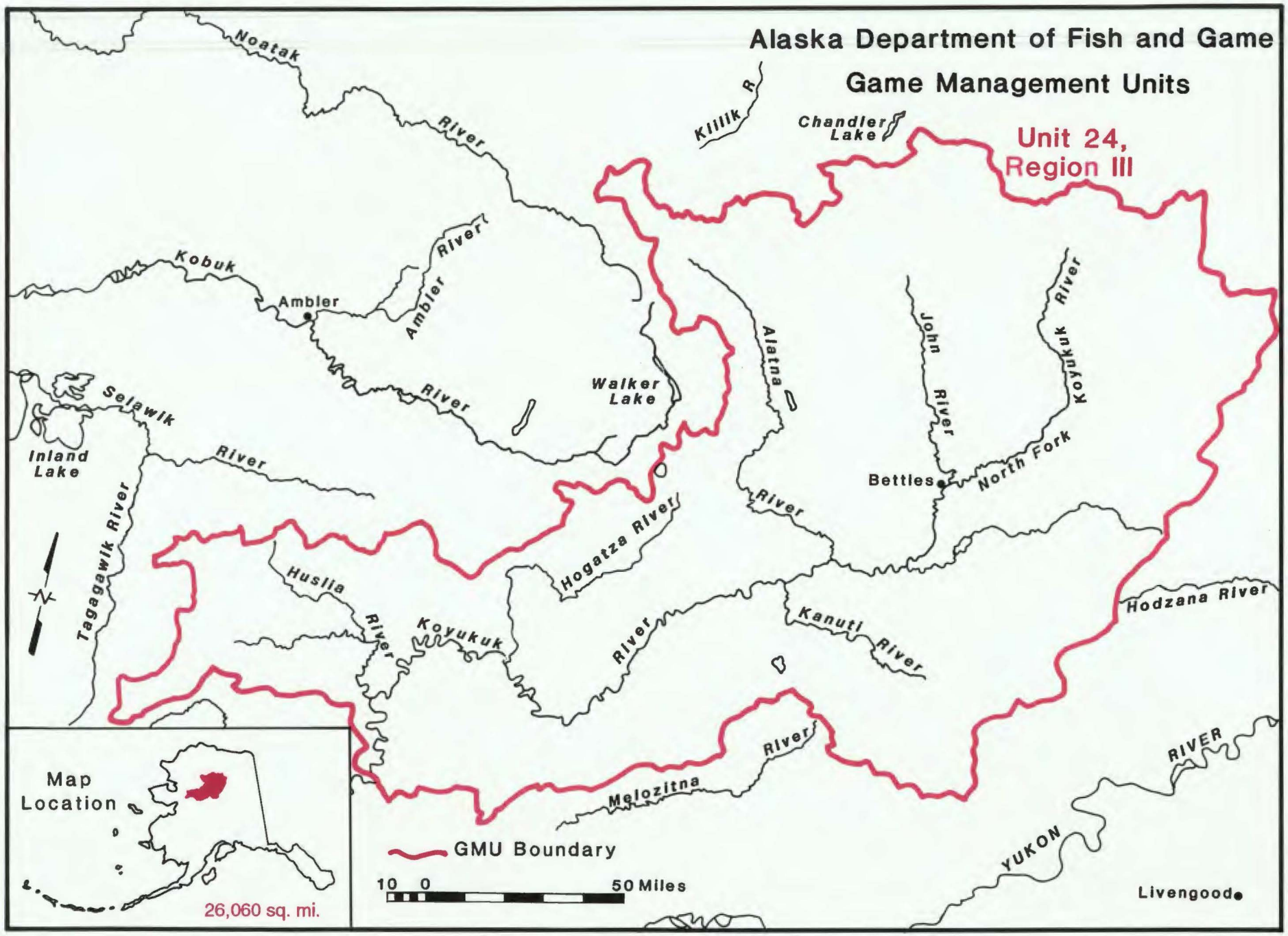
Alaska Department of Fish and Game
Game Management Units
Unit 24,
Region III
Noatak
River
Killik R
Chandler
Lake
Kobuk
Ambler
Ambler
River
River
Walker
Lake
Alatna
River
John
River
Koyukuk
River
Selawik
Inland
Lake
River
Tagagawik River
Bettles
North Fork
River
Hogatza River
Huslia
River
Koyukuk
River
Kanuti River
Hodzana River
Melozitna
River
YUKON
RIVER
Livengood
Map
Location
26,060 sq. mi.
GMU Boundary
10 0 50 Miles

M-24

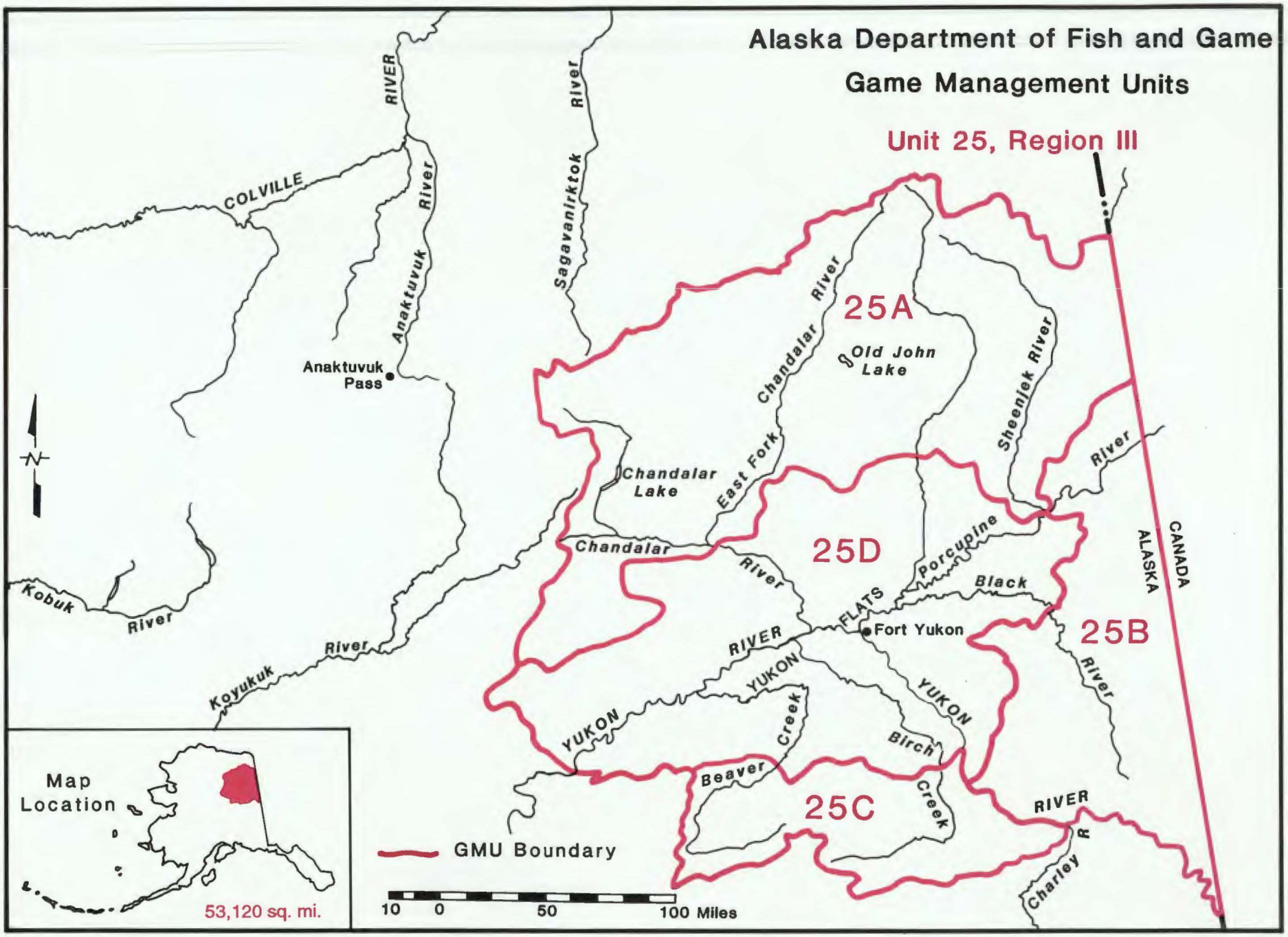
Alaska Department of Fish and Game
Game Management Units
Unit 25, Region III
25A
25B
25C
25D
Old John Lake
Chandalar River
Sheenjek River
Chandalar Lake
East Fork
Chandalar River
Porcupine River
Black River
FLATS
Fort Yukon
YUKON RIVER
Birch Creek
Beaver Creek
Charley R
ALASKA
CANADA
Anaktuvuk Pass
Anaktuvuk River
Sagavanirktok River
COLVILLE RIVER
Kobuk River
Koyukuk River
Map Location
53,120 sq. mi.
GMU Boundary
10 0 50 100 Miles

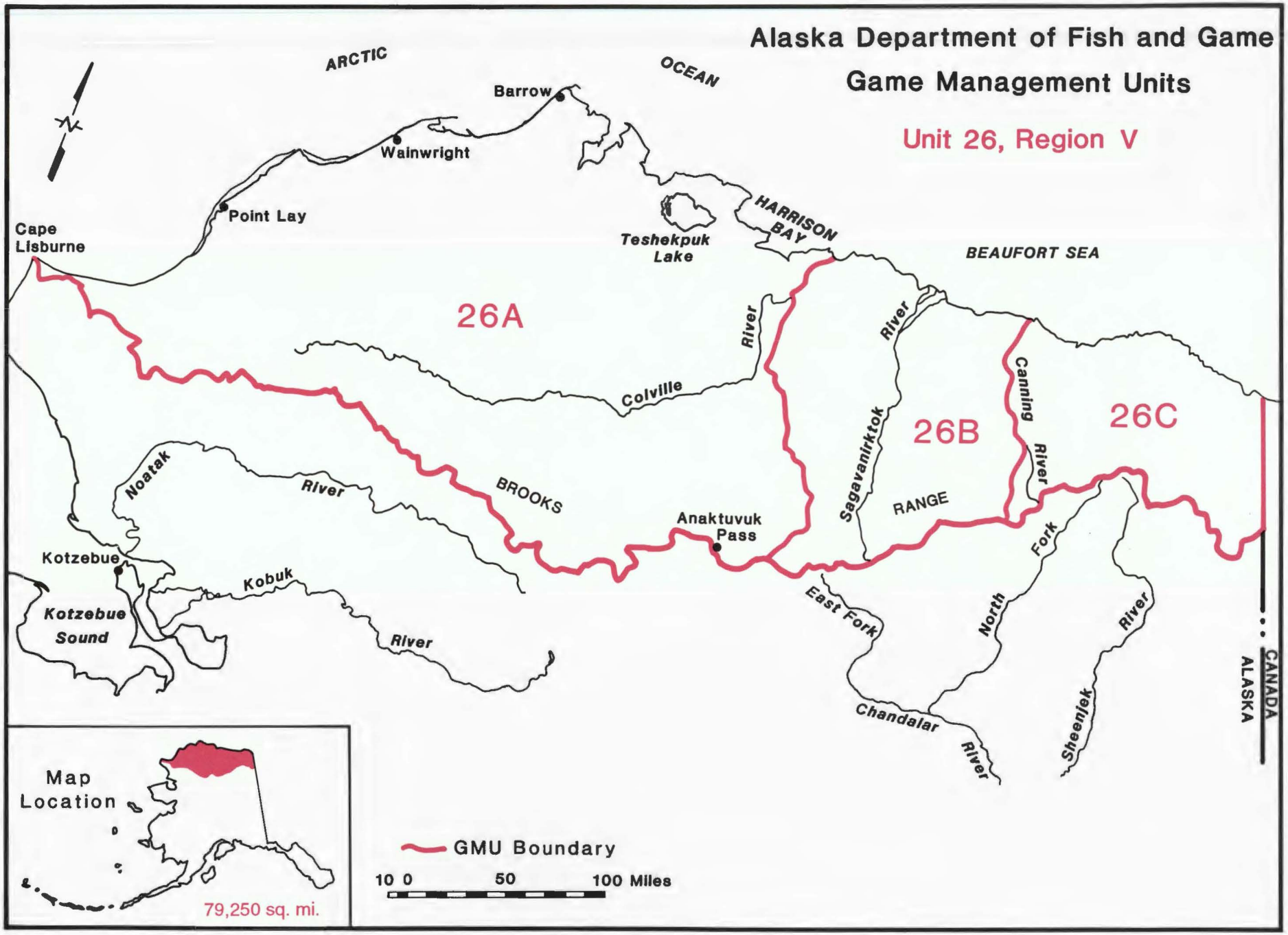
Alaska Department of Fish and Game
Game Management Units
Unit 26, Region V
ARCTIC
OCEAN
Barrow
Wainwright
Point Lay
Cape Lisburne
Teshekpuk Lake
HARRISON BAY
BEAUFORT SEA
26A
26B
26C
Colville River
Sagavanirktok River
Canning River
BROOKS RANGE
Anaktuvuk Pass
Noatak River
Kotzebue
Kotzebue Sound
Kobuk River
East Fork
North Fork
Chandalar River
Sheenjek River
CANADA
ALASKA
Map Location
79,250 sq. mi.
GMU Boundary
10 0 50 100 Miles

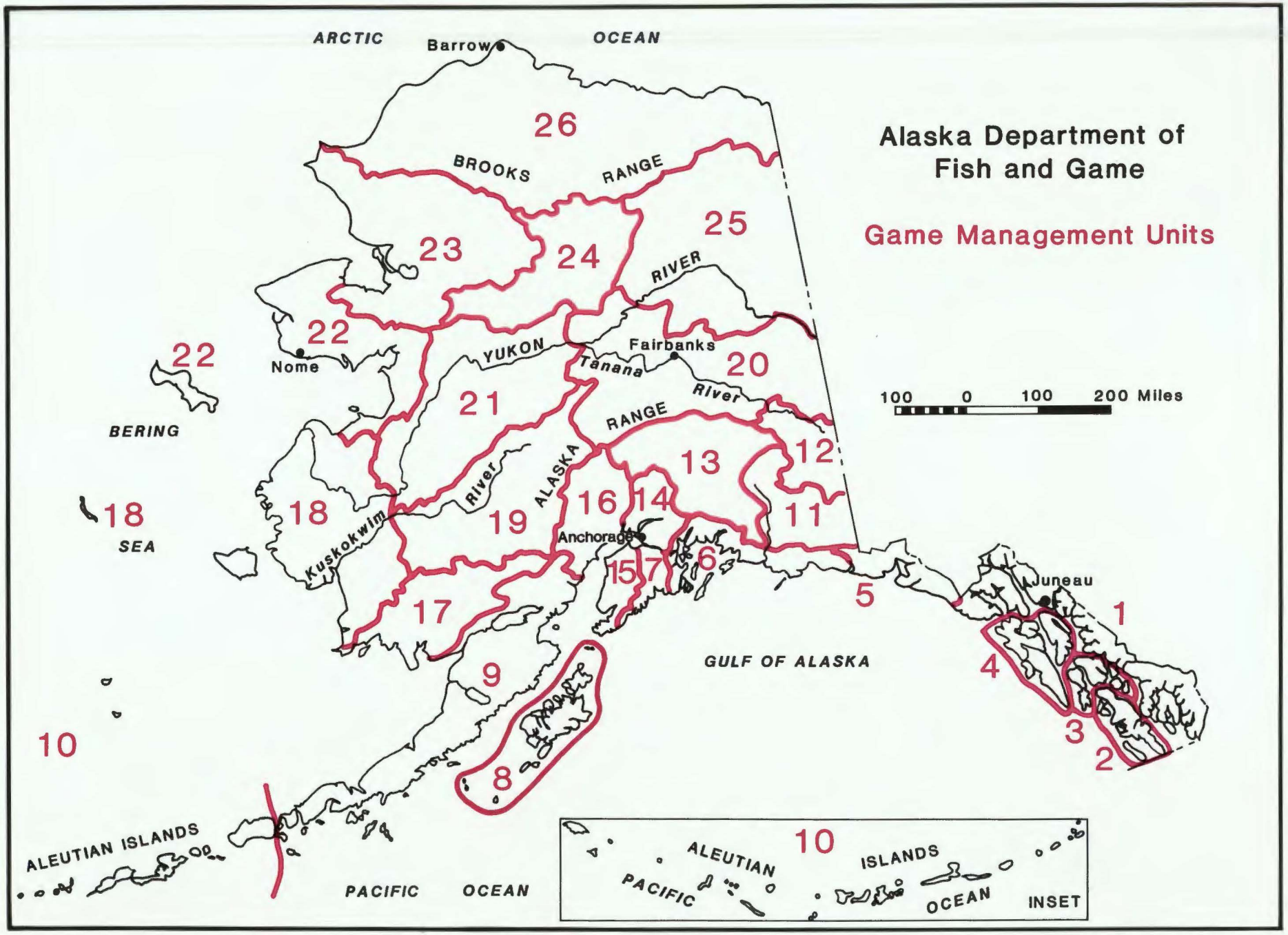
Alaska Department of Fish and Game
Game Management Units
100 0 100 200 Miles
ARCTIC OCEAN
Barrow
BROOKS RANGE
YUKON RIVER
Fairbanks
Tanana River
ALASKA RANGE
Kuskokwim River
Nome
Anchorage
Juneau
BERING SEA
GULF OF ALASKA
ALEUTIAN ISLANDS
PACIFIC OCEAN
ALEUTIAN ISLANDS
PACIFIC OCEAN
INSET
1
2
3
4
5
6
7
8
9
10
11
12
13
14
15
16
17
18
19
20
21
22
23
24
25
26

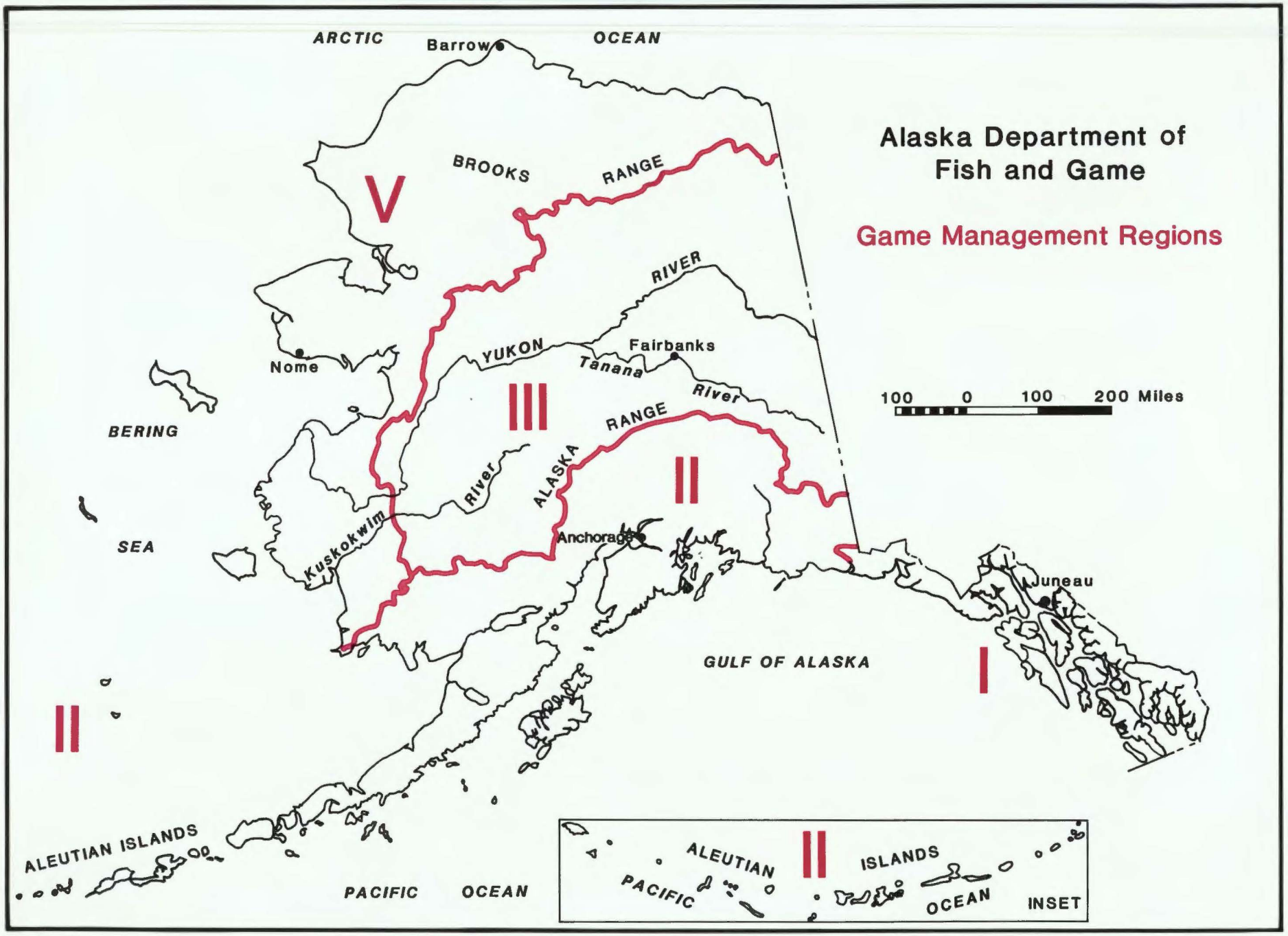
ARCTIC OCEAN
Barrow
BROOKS RANGE
V
RIVER
YUKON
Fairbanks
Tanana River
Nome
III
BERING SEA
ALASKA RANGE
II
Kuskokwim River
Anchorage
Juneau
GULF OF ALASKA
I
II
ALEUTIAN ISLANDS
PACIFIC OCEAN
Alaska Department of Fish and Game
Game Management Regions
100 0 100 200 Miles
ALEUTIAN ISLANDS
II
PACIFIC OCEAN
INSET

HARVEST TOTALS



STATEWIDE HARVEST TOTALS AND % TAKE BY RESIDENCY

SPECIES	YEAR	TOTAL HARVEST LOW[1]	TOTAL HARVEST HIGH[2]	% TAKEN BY RESIDENTS[3]	% TAKEN BY NON-RES.[3]	% TAKEN BY UNKN. RES[3]
BEAVER	1989-90	6857	n/a	n/a	n/a	n/a
	1990-91	5577	5586	n/a	n/a	n/a
	1991-92	7151	8095	n/a	n/a	n/a
	1992-93	3239	3298	n/a	n/a	n/a
	1993-94	4615	4615	n/a	n/a	n/a
BISON	1989-90	98	n/a	98.0	2.0	0.0
	1990-91	115	n/a	100.0	0.0	0.0
	1991-92	129	129	98.4	1.6	0.0
	1992-93	110	110	97.3	0.9	1.8
	1993-94	130	130	95.4	2.3	2.3
BLACK BEAR	1989-90	1498	1516	71.9	27.7	0.4
	1990-91	1717	1724	76.0	23.5	0.5
	1991-92	1698	1751	74.5	25.1	0.4
	1992-93	1668	1730	72.7	25.7	1.6
	1993-94	1494	1527	69.5	28.4	2.1
BROWN BEAR	1989-90	1416	1497	41.2	58.8	0.0
	1990-91	905	950	45.4	53.2	1.4
	1991-92	1408	1429	36.8	61.4	1.8
	1992-93	1083	1175	50.2	48.0	1.8
	1993-94	1264	1322	40.4	57.6	2.0
CARIBOU[4]	1989-90	9596	9997	95.0	4.8	0.2
	1990-91	8501	9784	89.4	8.8	1.8
	1991-92	9903	12266	84.4	15.5	0.1
	1992-93	12391	15539	84.2	15.0	0.8
	1993-94	15119	17519	63.4	12.9	23.7
COYOTE	1989-90	n/a	n/a	n/a	n/a	n/a
	1990-91	n/a	n/a	n/a	n/a	n/a
	1991-92	79	n/a	n/a	n/a	n/a
	1992-93	52	n/a	n/a	n/a	n/a
	1993-94	68	n/a	n/a	n/a	n/a
DEER[5]	1989-90	26954	n/a	97.0	2.0	1.0
	1990-91	27648	n/a	97.4	2.6	0.0
	1991-92	20152	20152	96.3	3.7	0.0
	1992-93	21555	21555	97.4	2.6	0.0
	1993-94	21147	21147	96.9	2.4	0.7
ELK	1989-90	210	n/a	97.1	2.9	0.0
	1990-91	200	n/a	98.0	2.0	0.0
	1991-92	101	101	96.0	4.0	0.0
	1992-93	68	68	97.1	2.9	0.0
	1993-94	87	87	98.9	1.1	0.0
FOX	1989-90	n/a	n/a	n/a	n/a	n/a
	1990-91	n/a	n/a	n/a	n/a	n/a
	1991-92	1514	n/a	n/a	n/a	n/a
	1992-93	252	n/a	n/a	n/a	n/a
	1993-94	144	n/a	n/a	n/a	n/a

[1] Low = Minimum reported harvest
[2] High = Low + estimate of unreported kill
[3] Based on minimum reported harvest
[4] Low = Reported harvest + low estimate of unreported kill
High = Reported harvest + high estimate of unreported kill
Beginning in 1991-92 take by residency estimated based on herd harvests. Previous year's estimates may be low since they were based on GMU harvests.
[5] Estimates only, based on deer hunter surveys.

STATEWIDE HARVEST TOTALS AND % TAKE BY RESIDENCY

SPECIES	YEAR	TOTAL HARVEST LOW[1]	TOTAL HARVEST HIGH[2]	% TAKEN BY RESIDENTS[3]	% TAKEN BY NON-RES.[3]	% TAKEN BY UNKN. RES[3]
LYNX	1989-90	1339	n/a	n/a	n/a	n/a
	1990-91	1273	n/a	n/a	n/a	n/a
	1991-92	2074	n/a	n/a	n/a	n/a
	1992-93	1366	n/a	n/a	n/a	n/a
	1993-94	1220	n/a	n/a	n/a	n/a
MARTEN	1989-90	n/a	n/a	n/a	n/a	n/a
	1990-91	n/a	n/a	n/a	n/a	n/a
	1991-92	7770	n/a	n/a	n/a	n/a
	1992-93	2364	n/a	n/a	n/a	n/a
	1993-94	3953	n/a	n/a	n/a	n/a
MINK	1989-90	n/a	n/a	n/a	n/a	n/a
	1990-91	n/a	n/a	n/a	n/a	n/a
	1991-92	4461	n/a	n/a	n/a	n/a
	1992-93	118	n/a	n/a	n/a	n/a
	1993-94	96	n/a	n/a	n/a	n/a
MOOSE	1989-90	7257	n/a	83.4	14.0	2.6
	1990-91	5999	6070	81.7	14.6	3.7
	1991-92	7004	7069	85.9	11.6	2.5
	1992-93	6225	6277	85.2	11.8	3.0
	1993-94	7282	7286	84.8	12.6	2.6
MT. GOAT	1989-90	390	n/a	82.8	16.2	1.0
	1990-91	436	n/a	85.8	13.9	0.3
	1991-92	407	407	85.8	14.0	.2
	1992-93	497	497	83.9	15.3	0.8
	1993-94	547	556	84.1	15.2	0.7
MUSKOX	1989-90	111	n/a	100.0	0.0	0.0
	1990-91	99	100	98.0	2.0	0.0
	1991-92	113	113	97.3	2.7	0.0
	1992-93	109	112	98.2	0.9	0.9
	1993-94	92	96	95.7	4.3	0.0
OTTER	1989-90	1346	n/a	n/a	n/a	n/a
	1990-91	1200	n/a	n/a	n/a	n/a
	1991-92	1485	n/a	n/a	n/a	n/a
	1992-93	1208	n/a	n/a	n/a	n/a
	1993-94	1115	n/a	n/a	n/a	n/a
SHEEP	1989-90	1454	n/a	65.0	32.6	2.4
	1990-91	1406	n/a	61.3[4]	34.4[4]	4.3[4]
	1991-92	1459	1464	67.3[4]	30.7[4]	2.0[4]
	1992-93	1132	1145	65.2[4]	32.3[4]	2.5[4]
	1993-94	1101	1101	68.5	29.2	2.3

[1] Low = Minimum reported harvest
[2] High = Low + estimate of unreported kill
[3] Based on minimum reported harvest
[4] Adjusted for multiple bag in subsistence hunts

STATEWIDE HARVEST TOTALS AND % TAKE BY RESIDENCY

SPECIES	YEAR	TOTAL HARVEST LOW[1]	TOTAL HARVEST HIGH[2]	% TAKEN BY RESIDENTS[3]	% TAKEN BY NON-RES.[3]	% TAKEN BY UNKN. RES[3]
WATERFOWL:						
DUCKS	1989-90	52287	n/a	n/a	n/a	n/a
	1990-91	79817	n/a	n/a	n/a	n/a
	1991-92	n/a	n/a	n/a	n/a	n/a
	1992-93	57804	n/a	n/a	n/a	n/a
	1993-94	n/a	n/a	n/a	n/a	n/a
GEESE	1989-90	5710	n/a	n/a	n/a	n/a
	1990-91	8019	n/a	n/a	n/a	n/a
	1991-92	n/a	n/a	n/a	n/a	n/a
	1992-93	6335	n/a	n/a	n/a	n/a
	1993-94	n/a	n/a	n/a	n/a	n/a
WOLF	1989-90	941	1017	n/a	n/a	n/a
	1990-91	1089	1175	n/a	n/a	n/a
	1991-92	1162	1165	n/a	n/a	n/a
	1992-93	1051	1051	n/a	n/a	n/a
	1993-94	1583	1583	n/a	n/a	n/a
WOLVERINE	1989-90	464	n/a	n/a	n/a	n/a
	1990-91	528	n/a	n/a	n/a	n/a
	1991-92	591	n/a	n/a	n/a	n/a
	1992-93	395	n/a	n/a	n/a	n/a
	1993-94	514	n/a	n/a	n/a	n/a

TOTAL		**TOTAL**		**TOTAL**	
1989-90	91.0	**1989-90**	8.0	**1989-90**	1.0
1990-91	89.2	**1990-91**	9.6	**1990-91**	1.2
1991-92	88.0	**1991-92**	11.4	**1991-92**	0.6
1992-93	89.3	**1992-93**	9.9	**1992-93**	0.8
1993-94	82.6	**1993-94**	10.1	**1993-94**	7.3

[1] Low = Minimum reported harvest
[2] High = Low + estimate of unreported kill
[3] Based on minimum reported harvest

REPORTED HARVEST TOTALS BY REGION BY YEAR

SPECIES	REGION	REPORTED HARVEST 89-90	REPORTED HARVEST 90-91	REPORTED HARVEST 91-92	REPORTED HARVEST 92-93	REPORTED HARVEST 93-94	5-YEAR AVERAGE HARVEST
BEAVER	I	593	228	413	145	324	340.6
	II	2194	2049	2418	1517	1720	1979.6
	III	1878	2127	1929	956	1886	1755.2
	V	2192	1173	2391	621	685	1412.4
Total Statewide		6857	5577	7151	3239	4615	5487.8
BISON	II	0	0	0	0	0	0.0
	III	98	115	129	110	130	116.4
Total Statewide		98	115	129	110	130	116.4
BLACK BEAR	I	617	644	617	542	597	603.4
	II	673	766	848	753	585	725.0
	III	208	307	233	372	311	286.2
	V	0	0	0	1	0	0.2
	Unknown	0	0	0	0	1	0.2
Total Statewide		1498	1717	1698	1668	1494	1615.0
BROWN BEAR	I	170	193	190	201	158	182.4
	II	973	442	964	512	839	746.0
	III	145	137	140	214	153	157.8
	V	128	133	114	156	114	129.0
Total Statewide		1416	905	1408	1083	1264	1215.2
CARIBOU		Please see caribou herd summaries for additional information.					
Total Statewide		7316	8271	8853	10486	12240	9433.2
COYOTE	I	n/a	n/a	0	n/a	n/a	n/a
	II	n/a	n/a	64	50	56	56.7[2]
	III	15	n/a	13	n/a	12	13.3[2]
	V	n/a	n/a	2	2	n/a	2.0[1]
Total Statewide		15	n/a	79	52	68	53.5[3]
DEER	I	14016	17224	9542	12450	13446	13335.6
	II	11990	10424	10610	9105	7521	9930.0
	Unknown	0	0	0	0	180	36.0
Total Statewide		26006	27648	20152	21555	21147	23301.6
ELK	II	210	200	101	68	87	133.2
Total Statewide		210	200	101	68	87	133.2
FOX	I	n/a	n/a	0	n/a	n/a	n/a
	II	n/a	n/a	36	47	51	44.7[2]
	III	252	98	167	n/a	93	152.5[3]
	V	453	n/a	1311	205	n/a	656.3[2]
Total Statewide		705	98	1514	252	144	542.6
LYNX	I	6	0	9	29	22	13.2
	II	17	179	277	268	188	185.8
	III	1306	1088	1778	1047	999	1243.6
	V	10	6	10	22	11	11.8
Total Statewide		1339	1273	2074	1366	1220	1454.4

Does not include unreported harvest which may equal or exceed the reported harvest for some species.

[1] Two year average harvest.
[2] Three year average harvest.
[3] Four year average harvest.

REPORTED HARVEST TOTALS BY REGION BY YEAR

SPECIES	REGION	REPORTED HARVEST 89-90	REPORTED HARVEST 90-91	REPORTED HARVEST 91-92	REPORTED HARVEST 92-93	REPORTED HARVEST 93-94	5-YEAR AVERAGE HARVEST
MARTEN	I	2700	2160	4315	1393	1560	2425.6
	II	22	56	87	192	159	103.2
	III	3908	2875	3018	707	2234	2548.4
	V	101	n/a	350	72	n/a	174.3[2]
Total Statewide		6731	5091	7770	2364	3953	5181.8
MINK	I	n/a	402	0	n/a	n/a	201.0[1]
	II	n/a	n/a	84	118	42	81.3[2]
	III	113	191	121	n/a	54	119.8[3]
	V	5677	n/a	4256	n/a	n/a	4966.5[1]
Total Statewide		5790	593	4461	118	96	2211.6
MOOSE	I	174	198	158	169	218	183.4
	II	3869	2256	3295	3125	3500	3209.0
	III	2602	2849	2908	2274	2969	2720.4
	V	580	673	608	608	548	603.4
	Unknown	32	23	35	49	47	37.2
Total Statewide		7257	5999	7004	6225	7282	6753.4
MT. GOAT	I	175	190	118	169	217	173.8
	II	215	246	289	328	330	281.6
Total Statewide		390	436	407	497	547	455.4
MUSKOX	III	10	4	4	8	8	6.8
	V	101	95	109	101	84	98.0
Total Statewide		111	99	113	109	92	104.8
OTTER	I	506	293	345	327	409	376.0
	II	389	466	592	449	449	469.0
	III	117	106	118	79	139	111.8
	V	334	335	430	353	118	314.0
Total Statewide		1346	1200	1485	1208	1115	1270.8
SHEEP	II	428	493	513	446	459	467.8
	III	934	854	911	672	609	796.0
	V	86	53	33	12	28	42.4
	Unknown	6	6	2	2	5	4.2
Total Statewide		1454	1406	1459	1132	1101	1310.4
WATERFOWL							
DUCKS		Please see waterfowl tables for additional information.					
Total Statewide		52287	79817	n/a	57804	n/a	63302.7[2]
GEESE							
		Please see waterfowl tables for additional information.					
Total Statewide		5710	8019	n/a	6335	n/a	6688.0[2]

Does not include unreported harvest which may equal or exceed the reported harvest for some species.

[1] Two year average harvest.
[2] Three year average harvest.
[3] Four year average harvest.

REPORTED HARVEST TOTALS BY REGION BY YEAR

SPECIES	REGION	REPORTED HARVEST 89-90	REPORTED HARVEST 90-91	REPORTED HARVEST 91-92	REPORTED HARVEST 92-93	REPORTED HARVEST 93-94	5-YEAR AVERAGE HARVEST
WOLF	I	136	125	196	193	226	175.2
	II	216	249	296	218	368	269.4
	III	475	617	545	527	840	600.8
	V	114	98	125	113	149	119.8
Total Statewide		941	1089	1162	1051	1583	1165.2
WOLVERINE	I	24	33	18	22	25	24.4
	II	189	222	246	151	186	198.8
	III	205	197	258	143	242	209.0
	V	46	76	69	79	61	66.2
Total Statewide		464	528	591	395	514	498.4

Does not include unreported harvest which may equal or exceed the reported harvest for some species.

REPORTED HARVEST TOTALS BY GMU BY YEAR

SPECIES	GMU	REPORTED HARVEST 89-90	REPORTED HARVEST 90-91	REPORTED HARVEST 91-92	REPORTED HARVEST 92-93	REPORTED HARVEST 93-94	5-YEAR AVERAGE HARVEST
BEAVER	1	127	24	57	44	56	61.6
	2	406	172	257	63	204	220.4
	3	48	25	80	37	55	49.0
	4	8	4	11	0	0	4.6
	5	4	3	8	1	9	5.0
	6	20	66	61	23	44	42.8
	7	65	69	34	38	80	57.2
	8	78	57	79	65	68	69.4
	9	257	211	388	259	194	261.8
	11	11	17	4	5	0	7.4
	12	14	19	40	34	35	28.4
	13	160	135	181	227	225	185.6
	14	154	155	227	253	236	205.0
	15	29	66	33	92	93	62.6
	16	154	176	228	100	87	149.0
	17	1266	1097	1183	455	693	938.8
	18	2101	1131	2365	605	634	1367.2
	19	507	376	384	128	154	309.8
	20	595	712	946	457	942	730.4
	21	302	442	319	218	330	322.2
	22	27	5	19	16	41	21.6
	23	64	37	7	0	10	23.6
	24	282	388	120	78	324	238.4
	25	178	190	120	41	101	126.0
Total Statewide		6857	5577	7151	3239	4615	5487.8
BISON	11	0	0	0	0	0	0.0
	19	34	29	36	14	20	26.6
	20	64	86	93	96	110	89.8
Total Statewide		98	115	129	110	130	116.4
BLACK BEAR	1	183	245	211	141	138	183.6
	2	218	209	214	222	220	216.6
	3	189	157	159	161	229	179.0
	5	27	33	33	18	10	24.2
	6	201	253	238	206	145	208.6
	7	50	83	126	92	90	88.2
	9	2	1	0	3	1	1.4
	11	11	14	14	12	18	13.8
	12	19	26	18	36	27	25.2
	13	64	88	69	81	62	72.8
	14	101	71	90	80	46	77.6
	15	125	129	159	169	108	138.0
	16	118	126	150	109	114	123.4
	17	1	1	2	1	1	1.2
	18	0	0	0	1	0	0.2
	19	17	4	11	7	n/a	7.8[1]
	20	165	270	193	313	277	243.6
	21	2	4	5	10	n/a	5.3[1]
	24	1	2	1	2	4	2.0
	25	4	1	5	4	3	3.4
	Unknown	0	0	0	0	1	0.2
Total Statewide		1498	1717	1698	1668	1494	1615.0

Does not include unreported harvest which may equal or exceed the reported harvest for some species.

[1]Four year average harvest.

REPORTED HARVEST TOTALS BY GMU BY YEAR

SPECIES	GMU	REPORTED HARVEST 89-90	REPORTED HARVEST 90-91	REPORTED HARVEST 91-92	REPORTED HARVEST 92-93	REPORTED HARVEST 93-94	5-YEAR AVERAGE HARVEST
BROWN BEAR	1	20	27	25	39	25	27.2
	4	121	133	124	123	103	120.8
	5	29	34	41	39	30	34.6
	6	44	50	48	39	21	40.4
	7	3	1	1	9	3	3.4
	8	151	150	156	179	163	159.8
	9	557	10	542	14	483	321.2
	10	5	8	4	5	8	6.0
	11	12	9	3	6	4	6.8
	12	13	17	9	24	18	16.2
	13	98	85	75	110	66	86.8
	14	13	10	12	11	5	10.2
	15	3	10	10	14	13	10.0
	16	59	55	68	76	40	59.6
	17	28	54	45	49	33	41.8
	18	5	1	4	11	7	5.6
	19	34	38	31	56	43	40.4
	20	54	40	45	63	47	49.8
	21	10	8	6	16	6	9.2
	22	48	45	42	60	44	47.8
	23	31	37	34	54	40	39.2
	24	10	14	8	15	7	10.8
	25	24	20	16	20	13	18.6
	26	44	50	59	51	42	49.2
Total Statewide		1416	905	1408	1083	1264	1215.2
CARIBOU							
		Please see caribou herd summaries for additional information.					
Total Statewide		7316	8271	8853	10486	12240	9433.2
COYOTE	5	n/a	n/a	n/a	n/a	n/a	n/a
	6	n/a	n/a	n/a	n/a	n/a	n/a
	7	n/a	n/a	n/a	n/a	n/a	n/a
	9	n/a	n/a	n/a	n/a	n/a	n/a
	11	n/a	n/a	n/a	n/a	n/a	n/a
	12	n/a	n/a	n/a	n/a	n/a	n/a
	13	n/a	n/a	n/a	n/a	n/a	n/a
	14	n/a	n/a	58	42	14	38.0[2]
	15	n/a	n/a	n/a	n/a	n/a	n/a
	16	n/a	n/a	6	8	42	18.6[2]
	17	n/a	n/a	n/a	n/a	n/a	n/a
	18	n/a	n/a	2	2	n/a	2.0[1]
	19	15	n/a	13	n/a	12	13.3[2]
	20	n/a	n/a	n/a	n/a	n/a	n/a
	21	n/a	n/a	n/a	n/a	n/a	n/a
	24	n/a	n/a	n/a	n/a	n/a	n/a
	25	n/a	n/a	n/a	n/a	n/a	n/a
	26	n/a	n/a	n/a	n/a	n/a	n/a
Total Statewide		15	n/a	79	52	68	53.5[3]

Does not include unreported harvest which may equal or exceed the reported harvest for some species.

[1]Two year average harvest.

[2]Three year average harvest.

[3]Four year average harvest.

REPORTED HARVEST TOTALS BY GMU BY YEAR

SPECIES	GMU	REPORTED HARVEST 89-90	REPORTED HARVEST 90-91	REPORTED HARVEST 91-92	REPORTED HARVEST 92-93	REPORTED HARVEST 93-94	5-YEAR AVERAGE HARVEST
DEER	1	1154	1370	814	1339	1288	1193.0
	2	2806	3093	2466	3097	2807	2853.8
	3	237	250	625	768	825	541.0
	4	9819	12511	5635	7246	8523	8746.8
	5	n/a	n/a	2	n/a	3	2.5[1]
	6	1952	2318	1662	2062	1267	1852.2
	8	10038	8106	8948	7043	6254	8077.8
	Unknown	0	0	0	0	180	36.0
Total Statewide		26006	27648	20152	21555	21147	23301.6
ELK	8	210	200	101	68	87	133.2
Total Statewide		210	200	101	68	87	133.2
FOX	5	n/a	n/a	n/a	n/a	n/a	n/a
	7	n/a	n/a	n/a	n/a	n/a	n/a
	8	n/a	n/a	n/a	n/a	n/a	n/a
	9	n/a	n/a	n/a	n/a	n/a	n/a
	10	n/a	n/a	n/a	n/a	n/a	n/a
	11	n/a	n/a	n/a	n/a	n/a	n/a
	12	n/a	n/a	n/a	n/a	n/a	n/a
	13	n/a	n/a	n/a	n/a	n/a	n/a
	14	n/a	n/a	30	42	16	29.3[2]
	15	n/a	n/a	n/a	n/a	n/a	n/a
	16	n/a	n/a	6	5	35	15.3[2]
	17	n/a	n/a	n/a	n/a	n/a	n/a
	18	453	n/a	1311	205	n/a	656.3[2]
	19	252	98	167	n/a	90	151.8[3]
	20	n/a	n/a	n/a	n/a	n/a	n/a
	21	n/a	n/a	n/a	n/a	n/a	n/a
	22	n/a	n/a	n/a	n/a	n/a	n/a
	23	n/a	n/a	n/a	n/a	n/a	n/a
	24	n/a	n/a	n/a	n/a	3	n/a
	25	n/a	n/a	n/a	n/a	n/a	n/a
	26	n/a	n/a	n/a	n/a	n/a	n/a
Total Statewide		705	98	1514	252	144	542.6
LYNX	1	n/a	n/a	9	29	13	17.0[2]
	5	6	0	0	0	9	3.0
	6	n/a	n/a	n/a	4	0	2.0[1]
	7	1	0	0	1	0	0.4
	9	12	14	26	51	57	32.0
	11	0	38	107	51	19	43.0
	12	77	134	174	232	121	147.6
	13	1	111	123	130	80	89.0
	14	0	13	15	11	10	9.8
	15	2	1	0	2	3	1.6
	16	0	0	1	3	4	1.6
	17	1	2	5	15	15	7.6
	18	7	4	4	18	4	7.4
	19	50	18	32	32	17	29.8
	20	344	287	701	443	318	418.6
	21	19	17	69	26	48	35.8
	22	3	2	5	4	2	3.2
	23	0	0	1	0	5	1.2

Does not include unreported harvest which may equal or exceed the reported harvest for some species.

[1]Two year average harvest.

[2]Three year average harvest.

[3]Four year average harvest.

REPORTED HARVEST TOTALS BY GMU BY YEAR

SPECIES	GMU	REPORTED HARVEST 89-90	REPORTED HARVEST 90-91	REPORTED HARVEST 91-92	REPORTED HARVEST 92-93	REPORTED HARVEST 93-94	5-YEAR AVERAGE HARVEST
LYNX	24	113	138	158	111	123	128.6
	25	703	490	644	200	368	481.0
	26	0	4	0	3	4	2.2
Total Statewide		1339	1273	2074	1366	1220	1454.4
MARTEN	1	840	767	1269	249	255	676.0
	2	907	501	700	575	656	667.8
	3	278	101	216	72	177	168.8
	4	653	708	2083	477	398	863.8
	5	22	83	47	20	74	49.2
	6	n/a	n/a	n/a	n/a	n/a	n/a
	7	22	56	27	32	33	34.0
	8	n/a	n/a	n/a	n/a	n/a	n/a
	11	n/a	n/a	n/a	1	n/a	n/a
	12	n/a	n/a	n/a	n/a	n/a	n/a
	13	n/a	n/a	n/a	23	12	17.5[1]
	14	n/a	n/a	30	6	11	15.7[2]
	15	n/a	n/a	28	130	0	52.7[2]
	16	0	0	0	0	103	20.6
	17	n/a	n/a	n/a	n/a	n/a	n/a
	18	101	n/a	350	72	n/a	174.3[2]
	19	3908	2875	3018	n/a	1624	2856.3[3]
	20	n/a	n/a	n/a	n/a	n/a	n/a
	21	n/a	n/a	n/a	n/a	n/a	n/a
	22	n/a	n/a	n/a	n/a	n/a	n/a
	24	n/a	n/a	n/a	n/a	610	n/a
	25	n/a	n/a	n/a	707	n/a	n/a
Total Statewide		6731	5091	7770	2364	3953	5181.8
MINK	1	n/a	232	n/a	n/a	n/a	n/a
	2	n/a	170	n/a	n/a	n/a	n/a
	3	n/a	n/a	n/a	n/a	n/a	n/a
	4	n/a	n/a	n/a	n/a	n/a	n/a
	5	n/a	n/a	n/a	n/a	n/a	n/a
	6	n/a	n/a	n/a	n/a	n/a	n/a
	7	n/a	n/a	n/a	n/a	n/a	n/a
	9	n/a	n/a	n/a	n/a	n/a	n/a
	10	n/a	n/a	n/a	n/a	n/a	n/a
	11	n/a	n/a	n/a	n/a	n/a	n/a
	12	n/a	n/a	n/a	n/a	n/a	n/a
	13	n/a	n/a	n/a	n/a	n/a	n/a
	14	n/a	n/a	73	113	28	71.3[2]
	15	n/a	n/a	n/a	n/a	n/a	n/a
	16	n/a	n/a	11	5	14	10.0[2]
	17	n/a	n/a	n/a	n/a	n/a	n/a
	18	5677	n/a	4256	n/a	n/a	4966.5[1]
	19	113	191	121	n/a	51	119.0[3]
	20	n/a	n/a	n/a	n/a	n/a	n/a
	21	n/a	n/a	n/a	n/a	n/a	n/a
	22	n/a	n/a	n/a	n/a	n/a	n/a
	23	n/a	n/a	n/a	n/a	n/a	n/a

Does not include unreported harvest which may equal or exceed the reported harvest for some species.

[1]Two year average harvest.

[2]Three year average harvest.

[3]Four year average harvest.

REPORTED HARVEST TOTALS BY GMU BY YEAR

SPECIES	GMU	REPORTED HARVEST 89-90	REPORTED HARVEST 90-91	REPORTED HARVEST 91-92	REPORTED HARVEST 92-93	REPORTED HARVEST 93-94	5-YEAR AVERAGE HARVEST
MINK	24	n/a	n/a	n/a	n/a	3	n/a
	25	n/a	n/a	n/a	n/a	n/a	n/a
	26	n/a	n/a	n/a	n/a	n/a	n/a
Total Statewide		5790	593	4461	118	96	2211.6
MOOSE	1	117	127	80	97	139	112.0
	3	0	0	9	15	13	7.4
	5	57	71	69	57	66	64.0
	6	118	161	200	208	163	170.0
	7	80	101	102	105	80	93.6
	9	239	254	222	208	224	229.4
	11	52	32	42	23	30	35.8
	12	78	98	110	71	91	89.6
	13	1178	521	689	628	1280	859.2
	14	977	435	800	903	610	745.0
	15	414	390	570	411	586	474.2
	16	636	137	402	377	274	365.2
	17	175	225	268	262	253	236.6
	18	34	57	64	77	103	67.0
	19	561	498	476	511	556	520.4
	20	1093	1145	1295	908	1369	1162.0
	21	583	719	680	497	598	615.4
	22	290	350	301	289	247	295.4
	23	213	200	176	182	135	181.2
	24	128	146	144	134	156	141.6
	25	133	216	169	104	165	157.4
	26	69	93	101	109	97	93.8
	Unknown	32	23	35	49	47	37.2
Total Statewide		7257	5999	7004	6225	7282	6753.4
MT. GOAT	1	134	135	81	115	154	123.8
	4	33	42	29	50	57	42.2
	5	8	13	8	4	6	8.4
	6	41	67	50	51	55	52.8
	7	53	53	73	105	94	75.6
	8	27	29	32	39	48	35.0
	11	17	16	25	17	16	18.2
	13	4	5	8	5	6	5.6
	14	26	32	40	39	29	33.2
	15	47	44	61	72	82	61.2
Total Statewide		390	436	407	497	547	455.4
MUSKOX	18	101	95	109	101	84	98.0
	26	10	4	4	8	8	6.8
Total Statewide		111	99	113	109	92	104.8
OTTER	1	133	141	101	94	149	123.6
	2	154	40	43	66	108	82.2
	3	70	46	69	12	82	55.8
	4	149	65	131	149	63	111.4
	5	0	1	1	6	7	3.0
	6	18	59	89	74	43	56.6
	7	12	22	12	5	21	14.4
	8	96	80	144	91	68	95.8

Does not include unreported harvest which may equal or exceed the reported harvest for some species.

REPORTED HARVEST TOTALS BY GMU BY YEAR

SPECIES	GMU	REPORTED HARVEST 89-90	REPORTED HARVEST 90-91	REPORTED HARVEST 91-92	REPORTED HARVEST 92-93	REPORTED HARVEST 93-94	5-YEAR AVERAGE HARVEST
OTTER	9	76	84	151	104	65	96.0
	10	1	0	0	0	0	0.2
	11	4	0	1	1	0	1.2
	12	1	1	6	8	0	3.2
	13	5	19	23	23	42	22.4
	14	24	10	26	16	35	22.2
	15	16	21	21	38	51	29.4
	16	20	15	22	14	31	20.4
	17	117	156	103	83	93	110.4
	18	327	328	425	346	109	307.0
	19	46	38	39	27	33	36.6
	20	31	17	40	23	43	30.8
	21	28	44	26	10	37	29.0
	22	2	1	2	4	9	3.6
	23	4	6	3	3	0	3.2
	24	8	5	1	6	23	8.6
	25	3	1	6	5	3	3.6
	26	1	0	0	0	0	0.2
Total Statewide		1346	1200	1485	1208	1115	1270.8
SHEEP	7	2	8	14	5	7	7.2
	9	4	1	2	1	0	1.6
	11	105	147	170	159	143	144.8
	12	280	266	324	201	195	253.2
	13	149	162	148	114	142	143.0
	14	152	132	138	124	116	132.4
	15	7	25	26	28	34	24.0
	16	9	18	15	15	17	14.8
	17	0	0	0	0	0	0.0
	19	128	134	122	110	125	123.8
	20	235	159	171	118	117	160.0
	23	59	33	12	7	20	26.2
	24	26	24	51	50	26	35.4
	25	68	75	61	55	36	59.0
	26	224	216	203	143	118	180.8
	Unknown	6	6	2	2	5	4.2
Total Statewide		1454	1406	1459	1132	1101	1310.4
WATERFOWL:							
DUCKS							
		Please see waterfowl tables for additional information for waterfowl.					
Total Statewide		52287	79817	n/a	57804	n/a	63302.7[1]
GEESE							
		Please see waterfowl tables for additional information for waterfowl.					
Total Statewide		5710	8019	n/a	6335	n/a	6688.0[1]

Does not include unreported harvest which may equal or exceed the reported harvest for some species.
[1]Three year average harvest.

REPORTED HARVEST TOTALS BY GMU BY YEAR

SPECIES	GMU	REPORTED HARVEST 89-90	REPORTED HARVEST 90-91	REPORTED HARVEST 91-92	REPORTED HARVEST 92-93	REPORTED HARVEST 93-94	5-YEAR AVERAGE HARVEST
WOLF	1	69	34	48	58	63	54.4
	2	32	66	86	105	103	78.4
	3	22	18	51	26	48	33.0
	5	13	7	11	4	12	9.4
	6	6	4	6	3	2	4.2
	7	3	3	2	3	6	3.4
	9	38	26	89	33	68	50.8
	10	1	3	3	0	0	1.4
	11	24	37	30	33	17	28.2
	12	18	73	32	52	71	49.2
	13	84	144	114	93	180	123.0
	14	2	2	3	10	7	4.8
	15	18	6	7	16	21	13.6
	16	10	5	5	8	12	8.0
	17	30	19	37	19	55	32.0
	18	4	1	4	0	6	3.0
	19	134	128	96	33	84	95.0
	20	123	167	184	197	423	218.8
	21	116	91	62	48	69	77.2
	22	43	31	48	18	34	34.8
	23	54	40	55	68	50	53.4
	24	34	53	85	79	94	69.0
	25	38	68	64	81	68	63.8
	26	25	63	40	64	90	56.4
Total Statewide		941	1089	1162	1051	1583	1165.2
WOLVERINE	1	24	28	16	19	24	22.2
	3	0	2	2	1	0	1.0
	5	0	3	0	2	1	1.2
	6	8	10	10	19	16	12.6
	7	7	11	16	11	9	10.8
	9	76	70	91	47	58	68.4
	11	12	13	10	5	7	9.4
	12	10	14	27	13	21	17.0
	13	24	35	36	32	34	32.2
	14	8	16	8	9	13	10.8
	15	12	10	3	5	8	7.6
	16	13	8	21	13	12	13.4
	17	29	49	51	10	29	33.6
	18	2	9	6	8	4	5.8
	19	45	56	54	42	32	45.8
	20	40	30	62	27	54	42.6
	21	30	23	29	8	44	26.8
	22	21	32	29	24	24	26.0
	23	17	28	32	36	19	26.4
	24	22	17	30	8	30	21.4
	25	54	51	53	41	49	49.6
	26	10	13	5	15	26	13.8
Total Statewide		464	528	591	395	514	498.4

Does not include unreported harvest which may equal or exceed the reported harvest for some species.



MOOSE MORTALITIES DUE TO HIGHWAY VEHICLE AND TRAIN COLLISIONS*

GAME MANAGEMENT UNITS 7 & 15

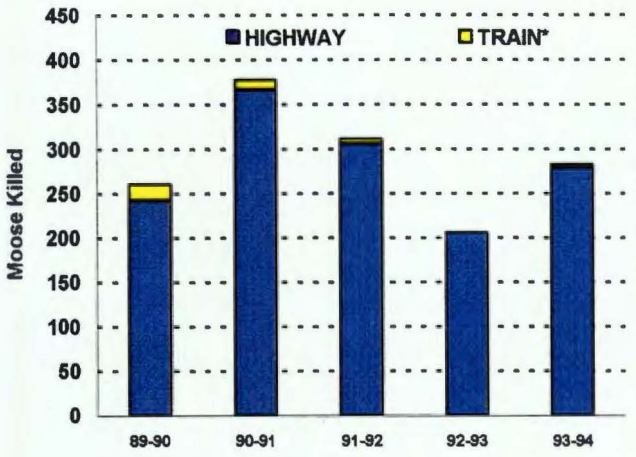

*Unit 7 only: milepost 0 to 64.9

GAME MANAGEMENT UNIT 14C

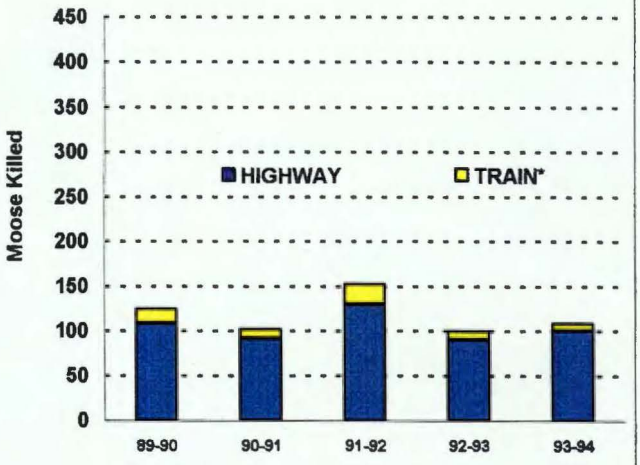

*Milepost 65 to 146.9

GAME MANAGEMENT UNIT 14A

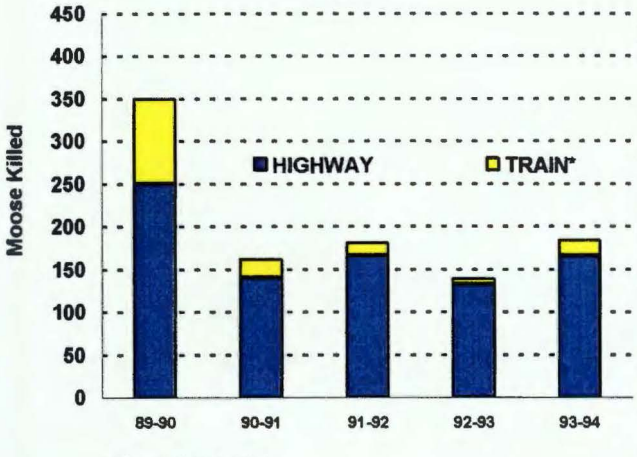

*Milepost 147 to 187.9

GAME MANAGEMENT UNIT 13

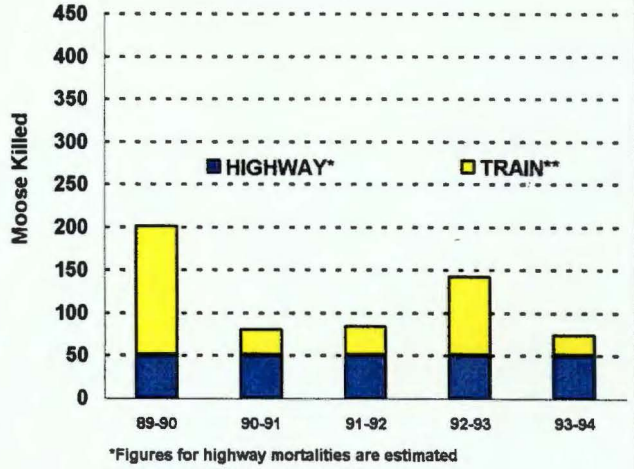

*Figures for highway mortalities are estimated
**Milepost 227 to 326.9 (GMU 13E)

GAME MANAGEMENT UNIT 14B

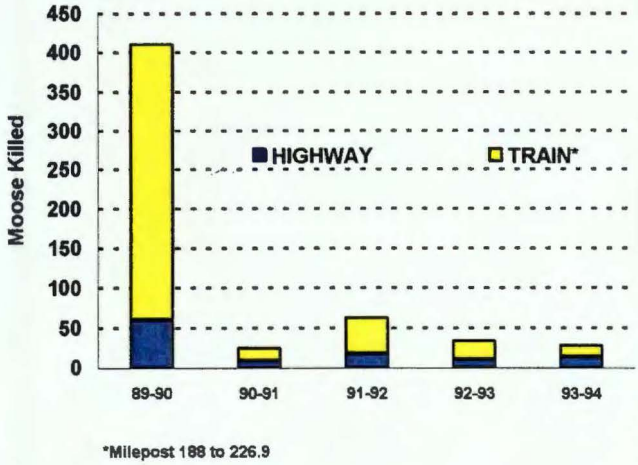

*Milepost 188 to 226.9

GAME MANAGEMENT UNITS 16A (HIGHWAY*) AND 20 (RAILROAD**)

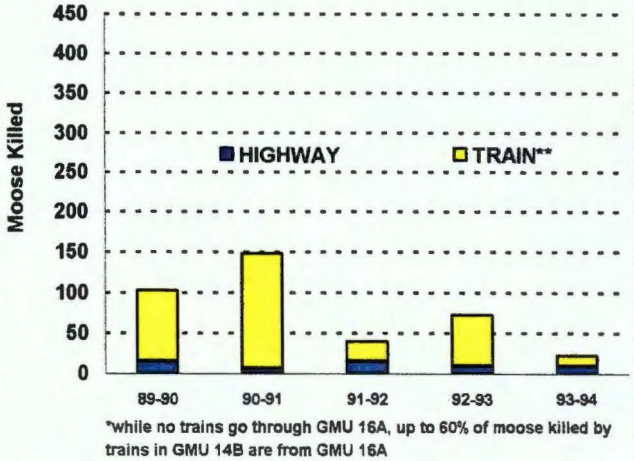

*while no trains go through GMU 16A, up to 60% of moose killed by trains in GMU 14B are from GMU 16A
**Milepost 327 to 470

***All figures represent minimums; actual figures may be higher**

CARIBOU HUNT INFORMATION BY HERD BY YEAR

YEAR	GENERAL SEASONS NO. OF HUNTERS	% SUCC.	TOTAL REPTD HARVEST	DRAWING PERMITS NO. OF PERMITS	NO. OF HUNTERS	% SUCC.	TOTAL REPTD HARVEST	REGISTRATION PERMITS NO. OF PERMITS	NO. OF HUNTERS	% SUCC.	TOTAL REPTD HARVEST	TOTAL HUNTERS	EST HARVEST LOW	EST HARVEST HIGH
ADAK														
89	0			0				446	309	58.25	212	309	212	212
90	0			0				377	267	83.00	201	300	201	201
91	0			0				403	284	47.89	198	284	198	198
92	0			0				346	172	56.39	137	172	137	137
93	0			0				350	143	n/a	236	143	236	236
BEAVER MOUNTAINS														
89	22	54.55	12	0				0				22	12	12
90	6	66.66	4	0				0				6	4	4
91	22	59.09	13	0				0				22	13	13
92	7	71.43	5	0				0				7	5	5
93	9	33.33	3	0				0				9	3	3
BIG RIVER														
89	79	62.03	49	0				0				79	49	49
90	61	85.24	52	0				0				61	52	52
91	85	74.11	63	0				0				85	63	63
92	39	71.79	28	0				0				39	28	28
93	26	69.23	18	0				0				26	18	18
CENTRAL ARCTIC														
89	223	n/a	141	0				0				223	141	141
90	173	n/a	112	0				0				173	112	112
91	618	56.63	408	0				0				618	408	408
92	n/a	n/a	386	0				0				n/a	386	386
93	620	54.03	367	0				0				620	367	367
CHISANA														
89	38	89.47	34	0				0				38	49	n/a
90	43	67.00	29	0				0				43	39	47
91	0			0				0				0	0	0
92	29	58.62	17	0				0				29	22	27
93	n/a	n/a	6	0				35	33	57.58	19	n/a	25	29

HERD COMMENTS	89	90	91	92	93
ADAK			MULTIPLE BAG LIMIT	MULTIPLE BAG LIMIT	MULTIPLE BAG LIMIT. NO CLOSED SEASON.
BEAVER MOUNTAINS		NO EST. OF UNREPORTED HARVEST INCLUDES KUSKOKWIM MTS.	INCLUDES KUSKOKWIM MTS	INCLUDES KUSKOKWIM MTS.	INCLUDES KUSKOKWIM MTS.
BIG RIVER	NO EST. OF UNREPORTED HARVEST	NO EST. OF UNREPORTED HARVEST.			
CENTRAL ARCTIC			MULTIPLE BAG LIMIT	MULTIPLE BAG LIMIT	MULTIPLE BAG LIMIT
CHISANA	15 CARIBOU HARVESTED IN CANADA				ESTIMATED HARVEST INCLUDES 4 UNREPORTED

CARIBOU HUNT INFORMATION BY HERD BY YEAR

YEAR	GENERAL SEASONS NO. OF HUNTERS	GENERAL SEASONS % SUCC.	GENERAL SEASONS TOTAL REPTD HARVEST	DRAWING PERMITS NO. OF PERMITS	DRAWING PERMITS NO. OF HUNTERS	DRAWING PERMITS % SUCC.	DRAWING PERMITS TOTAL REPTD HARVEST	REGISTRATION PERMITS NO. OF PERMITS	REGISTRATION PERMITS NO. OF HUNTERS	REGISTRATION PERMITS % SUCC.	REGISTRATION PERMITS TOTAL REPTD HARVEST	TOTAL HUNTERS	EST. HARVEST LOW	EST. HARVEST HIGH
DELTA														
89	571	62.52	357	200	156	75.00	117	0				727	684	684
90	418	46.00	193	350	93	100.00	93	150	72	100.00	72	583	358	456
91	416	49.04	204	200	147	66.67	98	0				563	402	452
92	0			0				0				0	0	0
93	0			0				0				0	0	0
DENALI														
89	0			0				0				0	0	0
90	0			0				0				0	0	0
91	0			0				0				0	0	0
92	0			0				0				0	0	0
93	0			0				0				0	0	0
FAREWELL														
93	62	69.35	43	0				0				62	43	43
FORTYMILE														
89	258	46.90	121	750	516	11.05	57	n/a	n/a	n/a	246	n/a	498	498
90	88	56.00	49	0				1478	1055	25.02	264	1143	313	345
91	424	23.58	100	0				1951	1553	22.22	345	1977	445	506
92	n/a	n/a	60	0				1050	988	34.11	337	n/a	397	403
93	0			0				2886	2168	15.08	326	2168	326	326
FOX RIVER														
89	0			0				0				0	0	0
90	0			0				0				0	0	0
91	0			0				0				0	0	0
92	0			0				0				0	0	0
93	0			0				0				0	0	0
GALENA MOUNTAIN														
89	5	20.00	1	0				0				5	1	1
90	0			0				0				0	0	0
91	n/a	n/a	n/a	0				0				n/a	n/a	n/a
92	6	83.33	5	0				0				6	5	5
93	2	50.00	1	0				0				2	1	1

HERD COMMENTS	89	90	91	92	93
DELTA	SUCCESS RATES APPROXIMATE.	REG. HUNTS CLOSED BY EMERGENCY ORDER	REG. HUNTS CLOSED EMERGENCY ORDER INCLUDES YANERT HERD	NO OPEN SEASON. INCLUDES YANERT HERD	NO OPEN SEASON. INCLUDES YANERT HERD
DENALI	NO OPEN SEASON—NO KNOWN HARVEST	NO OPEN SEASON—NO KNOWN HARVEST.	NO OPEN SEASON—NO KNOWN HARVEST.	NO OPEN SEASON—NO KNOWN HARVEST.	NO OPEN SEASON—NO KNOWN HARVEST
FAREWELL					
FORTYMILE	NO SUCCESS EST. FOR REG. HUNT (OVERLAP NELCHINA HERD)	REG. TOTALS INCL.2 ILL. KILLS	GENERAL SEASON & REG. HUNTS CLOSED EARLY	GENERAL SEASON & REG. HUNTS CLOSED EARLY	
FOX RIVER	NO OPEN SEASON	NO OPEN SEASON.	NO OPEN SEASON	NO OPEN SEASON.	NO OPEN SEASON
GALENA MOUNTAIN		INCLUDES KOKRINES HERD (PART).	INCLUDED IN KOKRINES HERD		

CARIBOU HUNT INFORMATION BY HERD BY YEAR

YEAR	GENERAL SEASONS NO. OF HUNTERS	% SUCC.	TOTAL REPTD HARVEST	DRAWING PERMITS NO. OF PERMITS	NO. OF HUNTERS	% SUCC.	TOTAL REPTD HARVEST	REGISTRATION PERMITS NO. OF PERMITS	NO. OF HUNTERS	% SUCC.	TOTAL REPTD HARVEST	TOTAL HUNTERS	EST. HARVEST LOW	EST. HARVEST HIGH
KENAI LOWLANDS														
89	0			3	3	66.67	2	0				3	2	2
90	0			3	3	66.67	2	0				3	2	2
91	0			3	3	66.67	2	0				3	2	2
92	0			3	3	33.33	1	0				3	1	1
93	0			0	0	0	0	0				0	0	0
KENAI MOUNTAINS														
89	0			150	62	22.58	14	0				62	14	14
90	0			50	30	23.33	7	0				30	7	7
91	0			100	53	30.19	16	0				53	16	16
92	0			100	53	28.30	15	0				53	15	15
93	0			200	140	20.71	29	0				140	29	29
KILBUCK MOUNTAINS														
89	1	100.00	1	0				n/a	n/a	n/a	42	n/a	43	43
90	0			0				0				0	6	6
91	0			0				74	23	86.96	22	23	22	28
92	0			0				404	192	45.31	87	192	87	99
93	0			0				253	253	29.25	74	253	74	74
KILLEY RIVER														
89	0			0				0				n/a	n/a	n/a
90	0			0				0				n/a	n/a	n/a
91	0			0				0				0	0	0
92	0			0				0				0	0	0
93	0			0				0				0	0	0
KOKRINES														
91	33	9.10	3	0				0				33	3	13
92	n/a	n/a	n/a	0				0				n/a	n/a	n/a
93	n/a	n/a	n/a	0				0				n/a	n/a	n/a
KUSKOKWIM MOUNTAINS														
89	n/a	n/a	n/a	0				0				n/a	n/a	n/a
90	3	0.00	0	0				0				3	0	0
91	n/a	n/a	n/a	0				0				n/a	n/a	n/a
92	n/a	n/a	n/a	0				0				n/a	n/a	n/a
93	n/a	n/a	n/a	0				0				n/a	n/a	n/a

HERD COMMENTS	89	90	91	92	93
KENAI LOWLANDS					
KENAI MOUNTAINS					
KILBUCK MTNS	NO LEGAL HARVEST OF HERD	ILLEGAL HARVEST=6	MULTIPLE BAG LIMIT STATE TIER II CANCELLED	TOTAL INCLUDES COMBINED STATE AND FEDERAL REG. HUNT	TOTAL INCLUDES COMBINED STATE AND FEDERAL REG. HUNT
KILLEY RIVER	NO OPEN SEASON.	NO OPEN SEASON.	NO OPEN SEASON.	NO OPEN SEASON.	NO OPEN SEASON - HAS SPLIT INTO KILLEY R. AND TWIN LAKES HERDS
KOKRINES			INCLUDES RAY MTS., WOLF MTS., & GALENA MTS. HERDS	SEE RAY MTS., WOLF MTS., & GALENA MTS. HERDS	SEE RAY MTS., WOLF MTS., & GALENA MTS. HERDS
KUSKOKWIM MTS.	INCLUDED IN BEAVER MTS. HERD	INCLUDED IN BEAVER MTS. HERD HERD	INCLUDED IN BEAVER MTS. HERD	INCLUDED IN BEAVER MTS. HERD	INCLUDED IN BEAVER MTS. HERD

CARIBOU HUNT INFORMATION BY HERD BY YEAR

YEAR	GENERAL SEASONS NO. OF HUNTERS	GENERAL SEASONS % SUCC.	GENERAL SEASONS TOTAL REPTD HARVEST	DRAWING PERMITS NO. OF PERMITS	DRAWING PERMITS NO. OF HUNTERS	DRAWING PERMITS % SUCC.	DRAWING PERMITS TOTAL REPTD HARVEST	REGISTRATION PERMITS NO. OF PERMITS	REGISTRATION PERMITS NO. OF HUNTERS	REGISTRATION PERMITS % SUCC.	REGISTRATION PERMITS TOTAL REPTD HARVEST	TOTAL HUNTERS	EST. HARVEST LOW	EST. HARVEST HIGH
MACOMB														
89	0			150	80	52.50	42	n/a	5	40.00	2	85	44	44
90	0			0				351	198	22.00	43	198	43	43
91	0			0				318	208	24.04	50	208	50	50
92	0			0				0				0	0	0
93	0			0				0				0	0	0
MENTASTA														
89	0			100	39	46.15	18	58	58	46.55	27	97	45	45
90	0			0				n/a	99	29.00	29	99	29	29
91	0			0				170	131	19.85	26	131	26	26
92	0			0				0				0	0	0
93	0			0				0				0	0	0
MULCHATNA														
89	1289	n/a	1204	0				0				1289	1204	1204
90	1135	86.78	1151	0				0				1135	1500	2651
91	1886	85.52	1936	0				0				1886	2086	3436
92	1822	90.66	1979	0				0				1822	3000	5000
93	2394	85.76	2804	0				0				2394	4004	6004
N. ALASKA PENINSULA														
89	n/a	n/a	896	0				0				n/a	2327	2427
90	740	87.00	892	0				0				740	892	892
91	787	79.28	806	0				2	1	0.00	0	788	1606	2006
92	797	81.30	885	0				0				797	1685	2085
93	966	85.61	1323	0				0				966	2423	2823
NELCHINA														
89	0			2230	1890	74.02	1399	1434	930	62.47	581	2820	1980	1980
90	0			877	615	45.00	274	7788	5883	47.00	2746	6498	3020	3020
91	0			2802	2457	80.30	1973	3178	2234	43.87	983	4691	2956	3079
92	0			6503	5211	66.19	3449	2014	1212	40.26	488	6423	3937	4055
93	0			9043	7097	66.86	4745	2410	1497	36.27	544	8594	5289	5319

HERD COMMENTS	89	90	91	92	93
MACOMB	REG. HUNT WAS SUBSISTENCE ONLY		REG. HUNT CLOSED EARLY	REG. HUNT NOT HELD.	NO OPEN SEASON
MENTASTA	MAY BE ADDITIONAL HARVEST; (OVERLAP NELCHINA & FORTYMILE HERDS)			FEDERAL REG. HUNT CLOSED	NO OPEN SEASON
MULCHATNA	54% OF REPORTS RETURNED =NONRES. UNREP. HARVEST HIGH		MULTIPLE BAG LIMIT. HIGH UNREPORTED HARVEST	MULTIPLE BAG LIMIT. HIGH UNREPORTED HARVEST	MULTIPLE BAG LIMIT. HIGH UNREPORTED HARVEST
N. ALASKA PENINSULA			MULTIPLE BAG LIMIT	MULTIPLE BAG LIMIT	MULTIPLE BAG LIMIT. HARVEST INCLUDES UNKNOWN NO. OF MULCHATNA ANIMALS
NELCHINA	REG. HUNT INCL TETLIN/NORTHWAY HUNT. (FORTYMILE HERD)	% SUCCESS MAY BE HIGH-SUCCESSFUL & DID NOT HUNT WERE LUMPED.	DRAWING PERMIT FIGURES REPRESENT STATE TIER II PERMIT HUNT	DRAWING PERMIT FIGURES REPRESENT STATE TIER II PERMIT HUNT. WINTER REG. HUNT IN GMU 20E CANCELLED.	DRAWING PERMIT FIGURES REPRESENT STATE TIER II & DRAWING PERMIT HUNTS

CARIBOU HUNT INFORMATION BY HERD BY YEAR

YEAR	GENERAL SEASONS NO. OF HUNTERS	% SUCC.	TOTAL REPTD HARVEST	DRAWING PERMITS NO. OF PERMITS	NO. OF HUNTERS	% SUCC.	TOTAL REPTD HARVEST	REGISTRATION PERMITS NO. OF PERMITS	NO. OF HUNTERS	% SUCC.	TOTAL REPTD HARVEST	TOTAL HUNTERS	EST. HARVEST LOW	EST. HARVEST HIGH
NUSHAGAK PENINSULA														
89	0			0				0				0	0	0
90	0			0				0				0	0	0
91	0			0				0				0	0	2
92	0			0				0				0	0	0
93	0			0				0				0	0	0
PORCUPINE														
89	116	n/a	112	0				0				116	612	912
90	11	29.00	20	0				0				11	20	20
91	143	49.65	104	0				0				143	104	104
92	n/a	n/a	244	0				0				n/a	244	454
93	n/a	n/a	136	0				0				n/a	136	346
RAINY PASS														
89	131	64.12	84	0				0				131	84	84
90	157	70.00	110	0				0				157	110	110
91	95	70.53	67	0				0				95	67	67
92	142	64.79	93	0				0				142	93	93
93	65	53.85	35	0				0				65	35	35
RAY MOUNTAINS														
89	20	35.00	7	0				0				20	7	7
90	17	15.00	3	0				0				17	3	3
91	n/a	n/a	n/a	0				0				n/a	n/a	n/a
92	11	45.45	5	0				0				11	5	15
93	20	45.00	9	0				0				20	9	9
S. ALASKA PENINSULA														
89	n/a	n/a	59	0				0				n/a	109	159
90	n/a	n/a	55	0				0				n/a	55	55
91	40	87.50	35	0				0				40	35	35
92	36	69.44	25	0				0				36	25	25
93	0			0				0				0	0	3
SUNSHINE MOUNTAINS														
89	2	100.00	2	0				0				2	2	2
90	2	100.00	2	0				0				2	2	2
91	0	0	0	0				0				0	0	0
92	2	100.00	2	0				0				2	2	2
93	3	33.33	1	0				0				3	1	1

HERD COMMENTS	89	90	91	92	93
NUSHAGAK PENINSULA	NO OPEN SEASON	NO OPEN SEASON.	NO OPEN SEASON. 2 ILLEGAL KILLS	NO OPEN SEASON.	NO OPEN SEASON
PORCUPINE			MULTIPLE BAG LIMIT	MULTIPLE BAG LIMIT	MULTIPLE BAG LIMIT
RAINY PASS	NO ESTIMATE OF UNREPORTED HARVEST.				
RAY MOUNTAINS			INCLUDED IN KOKRINES HERD		
S. ALASKA PENINSULA					SEASON CLOSED BY EMERGENCY ORDER. 3 ILLEGAL KILLS
SUNSHINE MOUNTAINS			NO HUNT EFFORT		

CARIBOU HUNT INFORMATION BY HERD BY YEAR

YEAR	GENERAL SEASONS NO. OF HUNTERS	% SUCC.	TOTAL REPTD HARVEST	DRAWING PERMITS NO. OF PERMITS	NO. OF HUNTERS	% SUCC.	TOTAL REPTD HARVEST	REGISTRATION PERMITS NO. OF PERMITS	NO. OF HUNTERS	% SUCC.	TOTAL REPTD HARVEST	TOTAL HUNTERS	EST. HARVEST LOW	EST. HARVEST HIGH
TONZONA														
89	16	75.00	12	0				0				16	12	12
90	22	68.20	15	0				0				22	15	15
91	40	90.00	36	0				0				40	36	36
92	10	50.00	5	0				0				10	5	5
93	19	78.95	15	0				0				19	15	15
WESTERN ARCTIC														
89	n/a	n/a	198	0				635	n/a	n/a	1248	n/a	1446	1446
90	1087	n/a	1926	0				0				1087	1926	1926
91	618	n/a	1346	0				0				618	1346	1707
92	n/a	n/a	2213	0				0				n/a	2213	2600
93	n/a	n/a	1485	0				0				n/a	1485	1810
WHITE MOUNTAINS														
89	55	25.45	14	0				0				55	14	14
90	97	17.50	17	14	14	21.43	3	0				111	20	20
91	163	11.66	19	100	12	0.00	0	0				175	19	19
92	114	13.16	15	100	22	13.64	3	0				136	18	18
93	113	18.58	21	150	26	0.00	0	0				139	21	21
WOLF MOUNTAIN														
89	0	0.00	0	0				0				0	0	0
90	11	9.09	1	0				0				11	1	1
91	n/a	n/a	n/a	0				0				n/a	n/a	n/a
92	8	25.00	2	0				0				8	2	2
93	5	0.00	0	0				0				5	0	2
YANERT														
89	0			25	13	38.46	5	0				13	5	5
90	n/a	n/a	n/a	0				0				n/a	n/a	n/a
91	n/a	n/a	n/a	0				0				n/a	n/a	n/a
92	n/a	n/a	n/a	0				0				n/a	n/a	n/a
93	n/a	n/a	n/a	0				0				n/a	n/a	n/a
TOTAL STATEWIDE														
89			3304				1654				2358			
90			4631				377				3357			
91			5140				2089				1624			
92			5969				3468				1049			
93			6267				4774				1199			

HERD COMMENTS	89	90	91	92	93
TONZONA					
WESTERN ARCTIC	NO EST. OF UNREP. HARV. INCLUDES TESHEKPUK HERD	NO EST. OF UNREP. HARV. INCLUDES TESHEKPUK HERD	MULTIPLE BAG LIMIT. HIGH UNREPORTED HARVEST. INCLUDES TESHEKPUK HERD	MULTIPLE BAG LIMIT. HIGH UNREPORTED HARVEST INCLUDES TESHEKPUK HERD	MULTIPLE BAG LIMIT. HIGH UNREPORTED HARVEST INCLUDES TESHEKPUK HERD
WHITE MOUNTAINS					
WOLF MOUNTAIN	NO REP. HARV, NO REP. HUNTING ACTIVITY, NO ACCESS	INCLUDES KOKRINES HERD (PART).	INCLUDED IN KOKRINES HERD		ESTIIMATED HARVEST INCLUDES 2 UNREPORTED
YANERT	GEN. HUNT INCL. WITH DELTA HERD.	GEN. HUNT INCL. WITH DELTA HERD.	INCLUDED IN DELTA HERD.	INCLUDED IN DELTA HERD.	INCLUDED IN DELTA HERD

SHEEP HUNT INFORMATION BY MOUNTAIN RANGE BY YEAR

YEAR	GENERAL SEASONS NO. OF HUNTERS	% SUCC.	TOTAL REPTD HARVEST	DRAWING PERMITS NO. OF PERMITS	NO. OF HUNTERS	% SUCC.	TOTAL REPTD HARVEST	REGISTRATION PERMITS NO. OF PERMITS	NO. OF HUNTERS	% SUCC.	TOTAL REPTD HARVEST	TOTAL HUNTERS	TOTAL REPTD HARVEST
ALASKA RANGE EAST													
89	473	38.48	182	n/a	184	57.61	106					657	288
90	441	31.52	139	n/a	166	34.34	57					607	196
91	436	28.21	123	270	192	47.92	92					628	215
92	304	25.00	76	270	193	39.90	77					497	153
93	268	22.01	59	270	205	41.46	85					473	144
ALASKA RANGE WEST													
89	242	58.26	141									242	141
90	267	57.30	153									267	153
91	258	53.88	139									258	139
92	223	56.50	126									223	126
93	263	53.99	142									263	142
BROOKS RANGE													
89	608	58.39	355					n/a	27	70.37	19	635	374
90	562	55.87	314									562	314
91	572	52.10	298					n/a	42	35.71	26	614	324
92	490	42.86	210					n/a	n/a	n/a	35	540	245
93	457	36.10	165					n/a	61	44.26	27	518	192
CHUGACH MOUNTAINS													
89	307	34.85	107	n/a	254	39.37	100					561	207
90	311	30.87	96	n/a	257	39.69	102					568	198
91	325	34.85	100	345	269	30.86	83					594	183
92	286	22.73	65	345	258	31.78	82					544	147
93	305	30.82	94	345	241	30.29	73					546	167
KENAI MOUNTAINS													
89	135	6.67	9									135	9
90	170	19.41	33									170	33
91	213	18.78	40									213	40
92	233	14.16	33									233	33
93	268	12.31	33	20	15	53.33	8					283	41
OGILVIE MOUNTAINS													
89	1	0.00	0									1	0
90	3	0.00	0									3	0
91	4	0.00	0									4	0
92	2	50.00	1									2	1
93	5	0.00	0									5	0
TALKEETNA, CHULITNA, WATANA MTS													
89	328	23.17	76									328	76
90	356	23.03	82									356	82
91	375	24.27	91									375	91
92	369	20.33	75									369	75
93	422	19.43	82									422	82

SHEEP HUNT INFORMATION BY MOUNTAIN RANGE BY YEAR

YEAR	GENERAL SEASONS NO. OF HUNTERS	% SUCC.	TOTAL REPTD HARVEST	DRAWING PERMITS NO. OF PERMITS	NO. OF HUNTERS	% SUCC.	TOTAL REPTD HARVEST	REGISTRATION PERMITS NO. OF PERMITS	NO. OF HUNTERS	% SUCC.	TOTAL REPTD HARVEST	TOTAL HUNTERS	TOTAL REPTD HARVEST
TANANA HILLS - WHITE MOUNTAINS													
89	27	33.33	9	n/a	1	100.00	1					28	10
90	32	15.63	5	n/a	6	33.33	2					38	7
91	49	20.41	10	12	8	50.00	4					57	14
92	47	23.40	11	12	5	40.00	2					52	13
93	75	22.53	16	4	3	0.00	0					78	16
WRANGELL MOUNTAINS													
89	680	50.15	341									680	341
90	720	51.53	371	n/a	5	40.00	2					725	373
91	843	51.01	430	n/a	1	0.00	0					844	430
92	760	42.24	321									760	321
93	788	39.09	308									788	308
UNKNOWN													
89	69	14.49	10	n/a	4	0.00	0					73	10
90	86	17.44	15	n/a	8	50.00	4					90	19
91	85	11.90	10	n/a	35	37.14	13					120	23
92	100	17.82	18	n/a	1	0.0	0					101	18
93	101	8.91	9									101	9
TOTAL STATEWIDE													
89	2870		1230		443		207		27		19	3340	1456
90	2948		1208		442		167		0		0	3386	1375
91	3160		1241		505		192		42		26	3707	1459
92	2814		936		457		161		n/a		35	3321	1132
93	2952		908		464		166		61		27	3477	1101

UNSEALED FURBEARERS: HISTORICAL TRAPPER ACQUISITION AND TRAPPER EXPORT [1] *BY REGULATORY YEAR*

GMU	REG. YEAR	COYOTE	FOX (ALL TYPES)	MARTEN[2]	MINK	MUSKRAT	SQUIRREL	WEASEL
1	1989-90	1	0	425	230	4	1	7
	1990-91	0	0	729	247	0	0	34
	1991-92	1	0	815	281	0	19	9
	1992-93	2	3	159	85	0	0	10
	1993-94	0	0	197	81	12	7	2
2	1989-90	0	0	361	349	0	0	0
	1990-91	0	0	292	50	0	0	0
	1991-92	0	1	258	121	0	0	3
	1992-93	0	0	243	61	0	0	0
	1993-94	0	0	136	149	0	0	0
3	1989-90	0	0	124	109	0	0	0
	1990-91	0	0	63	78	0	0	0
	1991-92	0	0	131	217	0	0	11
	1992-93	0	0	45	16	3	0	17
	1993-94	0	1	102	89	0	0	9
4	1989-90	0	0	545	410	0	2	4
	1990-91	0	0	512	217	0	0	2
	1991-92	0	0	1680	503	0	0	14
	1992-93	0	0	414	118	0	22	9
	1993-94	0	0	220	151	0	0	0
5	1989-90	0	0	42	0	0	0	0
	1990-91	0	0	10	0	0	0	0
	1991-92	0	0	7	0	0	0	0
	1992-93	0	0	5	2	0	0	0
	1993-94	0	0	42	0	0	0	0

[1] Acquisition data and export data are combined to account for furs acquired through trapping effort and consequently sold to furbuyers, plus furs exported out of state by trappers for tanning. Furs tanned within Alaska, either by home tanning or commercial methods, are not reflected in these data. These data are by no means comprehensive, and may not reflect furs trapped within a given year, as the furs reported on here may be kept for unspecified periods of time before being sold to fur dealers or exported for tanning. These data reflect fur transactions only, and may not accurately reflect actual furbearer harvests. These data are for unsealed furbearers only. More reliable data on sealed furbearers may be found elsewhere in this book.

[2] Marten are sealed in GMU's 1-5, 7, 13(E), and 14-16. Throughout the remainder of Alaska, no sealing of marten is required. Numbers of marten taken from areas where sealing is required may be found in the GMU and SPECIES sections of this book. The figures in this table include transactions with sealed as well as unsealed marten.

UNSEALED FURBEARERS: HISTORICAL TRAPPER ACQUISITION AND TRAPPER EXPORT [1] BY REGULATORY YEAR

GMU	REG. YEAR	COYOTE	FOX (ALL TYPES)	MARTEN[2]	MINK	MUSKRAT	SQUIRREL	WEASEL
6	1989-90	5	0	20	55	0	1	3
	1990-91	0	0	24	20	0	0	4
	1991-92	9	0	28	38	6	0	0
	1992-93	0	0	5	21	0	0	3
	1993-94	0	0	0	9	0	0	0
7	1989-90	0	0	8	21	0	0	6
	1990-91	5	0	25	33	2	2	6
	1991-92	0	0	0	9	0	0	2
	1992-93	2	0	0	6	11	0	7
	1993-94	18	0	20	26	0	4	11
8	1989-90	0	202	1	0	99	0	1
	1990-91	0	152	6	0	0	0	0
	1991-92	0	33	0	0	12	0	0
	1992-93	0	25	3	0	0	0	0
	1993-94	0	27	0	0	0	0	0
9	1989-90	0	27	4	9	0	0	0
	1990-91	4	138	134	54	0	0	0
	1991-92	2	39	8	26	0	0	0
	1992-93	3	6	7	25	0	1	0
	1993-94	2	13	0	0	0	0	0
10	1989-90	0	0	24	0	0	0	0
	1990-91	0	16	0	0	0	0	0
	1991-92	0	3	26	0	0	0	0
	1992-93	0	38	0	0	0	0	0
	1993-94	0	0	0	0	0	0	0

[1] Acquisition data and export data are combined to account for furs acquired through trapping effort and consequently sold to furbuyers, plus furs exported out of state by trappers for tanning. Furs tanned within Alaska, either by home tanning or commercial methods, are not reflected in these data. These data are by no means comprehensive, and may not reflect furs trapped within a given year, as the furs reported on here may be kept for unspecified periods of time before being sold to fur dealers or exported for tanning. These data reflect fur transactions only, and may not accurately reflect actual furbearer harvests. These data are for unsealed furbearers only. More reliable data on sealed furbearers may be found elsewhere in this book.

[2] Marten are sealed in GMU's 1-5, 7, 13(E), and 14-16. Throughout the remainder of Alaska, no sealing of marten is required. Numbers of marten taken from areas where sealing is required may be found in the GMU and SPECIES sections of this book. The figures in this table include transactions with sealed as well as unsealed marten.

UNSEALED FURBEARERS: HISTORICAL TRAPPER ACQUISITION AND TRAPPER EXPORT [1] BY REGULATORY YEAR

GMU	REG. YEAR	COYOTE	FOX (ALL TYPES)	MARTEN[2]	MINK	MUSKRAT	SQUIRREL	WEASEL
11	1989-90	23	8	98	2	0	0	2
	1990-91	1	17	141	8	0	0	1
	1991-92	15	12	332	17	0	1	9
	1992-93	0	0	25	0	0	0	0
	1993-94	5	0	52	0	0	0	15
12	1989-90	9	47	750	10	1	1	13
	1990-91	4	66	539	28	4	0	11
	1991-92	7	83	552	44	1013	0	1
	1992-93	5	17	188	14	0	2	11
	1993-94	1	49	421	98	1144	0	1
13	1989-90	12	91	116	2	10	1	41
	1990-91	18	103	210	65	7	3	24
	1991-92	9	43	281	37	59	50	4
	1992-93	11	47	125	29	60	0	7
	1993-94	23	96	271	59	26	5	27
14	1989-90	10	13	12	19	101	0	3
	1990-91	10	14	101	10	129	0	2
	1991-92	17	2	19	31	120	0	2
	1992-93	26	15	6	39	83	1	3
	1993-94	26	19	6	38	268	5	2
15	1989-90	0	1	0	21	0	0	2
	1990-91	4	0	6	26	0	108	0
	1991-92	14	0	9	35	2	1	2
	1992-93	10	0	4	70	0	0	1
	1993-94	16	1	3	85	4	0	22

[1] Acquisition data and export data are combined to account for furs acquired through trapping effort and consequently sold to furbuyers, plus furs exported out of state by trappers for tanning. Furs tanned within Alaska, either by home tanning or commercial methods, are not reflected in these data. These data are by no means comprehensive, and may not reflect furs trapped within a given year, as the furs reported on here may be kept for unspecified periods of time before being sold to fur dealers or exported for tanning. These data reflect fur transactions only, and may not accurately reflect actual furbearer harvests. These data are for unsealed furbearers only. More reliable data on sealed furbearers may be found elsewhere in this book.

[2] Marten are sealed in GMU's 1-5, 7, 13(E), and 14-16. Throughout the remainder of Alaska, no sealing of marten is required. Numbers of marten taken from areas where sealing is required may be found in the GMU and SPECIES sections of this book. The figures in this table include transactions with sealed as well as unsealed marten.

UNSEALED FURBEARERS: HISTORICAL TRAPPER ACQUISITION AND TRAPPER EXPORT [1] BY REGULATORY YEAR

GMU	REG. YEAR	COYOTE	FOX (ALL TYPES)	MARTEN[2]	MINK	MUSKRAT	SQUIRREL	WEASEL
16	1989-90	0	5	106	26	0	0	4
	1990-91	3	8	98	7	2	6	0
	1991-92	8	4	166	61	0	0	4
	1992-93	7	5	74	0	0	0	0
	1993-94	20	10	91	11	2	0	0
17	1989-90	1	18	227	17	0	1	2
	1990-91	4	169	176	33	0	5	1
	1991-92	0	43	182	1	0	0	0
	1992-93	0	16	49	11	0	0	0
	1993-94	0	1	73	5	0	0	0
18	1989-90	0	328	81	4203	657	2	4
	1990-91	0	378	200	4899	300	0	1
	1991-92	0	264	204	994	68	135	0
	1992-93	0	210	72	4211	13	0	0
	1993-94	0	143	151	647	9	0	0
19	1989-90	3	12	2986	55	75	0	4
	1990-91	1	38	1606	82	2	0	8
	1991-92	0	38	1541	50	22	0	1
	1992-93	11	15	1103	32	1	5	16
	1993-94	3	34	1081	16	0	0	2
20	1989-90	7	264	4673	237	19	179	51
	1990-91	3	283	3706	172	8	430	23
	1991-92	52	661	4501	167	37	341	34
	1992-93	18	95	1181	68	2	531	11
	1993-94	99	235	2786	143	6	436	72

[1] Acquisition data and export data are combined to account for furs acquired through trapping effort and consequently sold to furbuyers, plus furs exported out of state by trappers for tanning. Furs tanned within Alaska, either by home tanning or commercial methods, are not reflected in these data. These data are by no means comprehensive, and may not reflect furs trapped within a given year, as the furs reported on here may be kept for unspecified periods of time before being sold to fur dealers or exported for tanning. These data reflect fur transactions only, and may not accurately reflect actual furbearer harvests. These data are for unsealed furbearers only. More reliable data on sealed furbearers may be found elsewhere in this book.

[2] Marten are sealed in GMU's 1-5, 7, 13(E), and 14-16. Throughout the remainder of Alaska, no sealing of marten is required. Numbers of marten taken from areas where sealing is required may be found in the GMU and SPECIES sections of this book. The figures in this table include transactions with sealed as well as unsealed marten.

UNSEALED FURBEARERS: HISTORICAL TRAPPER ACQUISITION AND TRAPPER EXPORT [1] BY REGULATORY YEAR

GMU	REG. YEAR	COYOTE	FOX (ALL TYPES)	MARTEN[2]	MINK	MUSKRAT	SQUIRREL	WEASEL
21	1989-90	0	14	2591	91	2	22	0
	1990-91	1	104	1608	27	0	0	0
	1991-92	0	22	1556	46	0	0	4
	1992-93	0	1	316	50	0	0	0
	1993-94	1	28	907	17	4	0	0
22	1989-90	0	11	28	0	0	0	0
	1990-91	0	5	14	0	0	0	0
	1991-92	0	0	4	0	0	0	0
	1992-93	0	42	0	0	0	0	0
	1993-94	0	15	0	0	0	0	0
23	1989-90	0	0	48	0	12	0	0
	1990-91	0	1	39	1	0	0	0
	1991-92	0	0	40	0	0	0	0
	1992-93	0	1	301	21	0	0	0
	1993-94	8	0	117	1	0	0	2
24	1989-90	0	20	1489	51	0	7	5
	1990-91	0	9	756	9	0	0	6
	1991-92	0	28	954	14	0	0	0
	1992-93	0	2	252	6	2	33	11
	1993-94	0	8	609	3	1	29	3
25	1989-90	0	105	3192	57	0	0	9
	1990-91	0	171	2070	42	23	25	6
	1991-92	1	188	2786	46	311	54	17
	1992-93	1	43	883	17	167	24	5
	1993-94	2	120	1234	34	92	4	11

[1] Acquisition data and export data are combined to account for furs acquired through trapping effort and consequently sold to furbuyers, plus furs exported out of state by trappers for tanning. Furs tanned within Alaska, either by home tanning or commercial methods, are not reflected in these data. These data are by no means comprehensive, and may not reflect furs trapped within a given year, as the furs reported on here may be kept for unspecified periods of time before being sold to fur dealers or exported for tanning. These data reflect fur transactions only, and may not accurately reflect actual furbearer harvests. These data are for unsealed furbearers only. More reliable data on sealed furbearers may be found elsewhere in this book.

[2] Marten are sealed in GMU's 1-5, 7, 13(E), and 14-16. Throughout the remainder of Alaska, no sealing of marten is required. Numbers of marten taken from areas where sealing is required may be found in the GMU and SPECIES sections of this book. The figures in this table include transactions with sealed as well as unsealed marten.

UNSEALED FURBEARERS: HISTORICAL TRAPPER ACQUISITION AND TRAPPER EXPORT [1] BY REGULATORY YEAR

GMU	REG. YEAR	COYOTE	FOX (ALL TYPES)	MARTEN[2]	MINK	MUSKRAT	SQUIRREL	WEASEL
26	1989-90	0	7	0	0	0	0	0
	1990-91	0	68	56	0	0	0	1
	1991-92	0	44	59	0	0	0	1
	1992-93	0	9	6	0	0	0	0
	1993-94	0	110	0	0	0	0	0
27[3]	1989-90	16	168	2614	1673	284	3	76
	1990-91	22	205	1653	717	153	24	15
	1991-92	10	178	2630	2692	611	70	65
	1992-93	20	176	367	6129	61	0	12
	1993-94	32	152	1775	783	26	118	56
STATEWIDE TOTALS								
	1989-90	87	1341	20565	7647	1264	220	237
	1990-91	80	1945	14774	6825	630	603	145
	1991-92	145	1686	18769	5430	2261	671	183
	1992-93	116	766	5833	11031	403	619	123
	1993-94	256	1062	10294	2445	1594	608	235

[1] Acquisition data and export data are combined to account for furs acquired through trapping effort and consequently sold to furbuyers, plus furs exported out of state by trappers for tanning. Furs tanned within Alaska, either by home tanning or commercial methods, are not reflected in these data. These data are by no means comprehensive, and may not reflect furs trapped within a given year, as the furs reported on here may be kept for unspecified periods of time before being sold to fur dealers or exported for tanning. These data reflect fur transactions only, and may not accurately reflect actual furbearer harvests. These data are for unsealed furbearers only. More reliable data on sealed furbearers may be found elsewhere in this book.

[2] Marten are sealed in GMU's 1-5, 7, 13(E), and 14-16. Throughout the remainder of Alaska, no sealing of marten is required. Numbers of marten taken from areas where sealing is required may be found in the GMU and SPECIES sections of this book. The figures in this table include transactions with sealed as well as unsealed marten.

[3] Fur transactions without an accompanying GMU designation are assigned to "GMU 27", a fictional GMU used simply for information that cannot be assigned elsewhere. Many trappers do not indicate the GMU where furs were trapped when filling out acquisition and export forms. For more information, contact the Department of Fish and Game.

DUCK HARVEST/HUNTER INFORMATION BY YEAR

LOCATION	YEAR	DUCK HARVEST	% TOTAL HARVEST	HUNTER DAYS	% TOTAL DAYS	AVG. DUCKS PER DAY
ZONE: ALASKA PENINSULA						
CINDER RIVER	89	0	0.0	30	0.1	0.00
	90	n/a	n/a	n/a	n/a	n/a
	91	n/a	n/a	n/a	n/a	n/a
	92	0	0.0	0	0.0	0.00
	93	n/a	n/a	n/a	n/a	n/a
COLD BAY	89	598	1.1	716	2.2	0.84
	90	946	1.2	1789	4.0	0.53
	91	n/a	n/a	n/a	n/a	n/a
	92	237	0.4	747	2.1	0.32
	93	n/a	n/a	n/a	n/a	n/a
EGEGIK RIVER	89	n/a	n/a	n/a	n/a	n/a
	90	149	0.2	36	0.1	4.14
	91	n/a	n/a	n/a	n/a	n/a
	92	59	0.1	18	0.0	3.28
	93	n/a	n/a	n/a	n/a	n/a
NAKNEK	89	513	1.0	232	0.7	2.21
	90	896	1.1	298	0.7	3.01
	91	n/a	n/a	n/a	n/a	n/a
	92	1351	2.3	480	1.3	2.81
	93	n/a	n/a	n/a	n/a	n/a
NUSHAGAK RIVER/BAY	89	25	0.0	10	0.0	2.50
	90	607	0.8	143	0.3	4.24
	91	n/a	n/a	n/a	n/a	n/a
	92	1165	2.0	569	1.6	2.05
	93	n/a	n/a	n/a	n/a	n/a
PILOT POINT	89	833	1.6	363	1.1	2.29
	90	1185	1.5	250	0.6	4.74
	91	n/a	n/a	n/a	n/a	n/a
	92	482	0.8	160	0.4	3.01
	93	n/a	n/a	n/a	n/a	n/a
PORT HEIDEN	89	25	0.0	10	0.0	2.50
	90	10	0.0	36	0.1	0.28
	91	n/a	n/a	n/a	n/a	n/a
	92	0	0.0	0	0.0	0.00
	93	n/a	n/a	n/a	n/a	n/a
PORT MOLLER	89	34	0.1	50	0.2	0.68
	90	n/a	n/a	n/a	n/a	n/a
	91	n/a	n/a	n/a	n/a	n/a
	92	289	0.5	196	0.5	1.47
	93	n/a	n/a	n/a	n/a	n/a
UGASHIK	89	463	0.9	141	0.4	3.28
	90	538	0.7	167	0.4	3.22
	91	n/a	n/a	n/a	n/a	n/a
	92	15	0.0	62	0.2	0.24
	93	n/a	n/a	n/a	n/a	n/a
UNKNOWN	89	176	0.3	101	0.3	1.74
	90	1097	0.5	784	1.8	1.40
	91	n/a	n/a	n/a	n/a	n/a
	92	693	1.2	275	0.8	2.52
	93	n/a	n/a	n/a	n/a	n/a
TOTAL	89	2666	5.1	1653	5.0	1.61
	90	5428	6.8	3503	7.9	1.55
	91	n/a	n/a	n/a	n/a	n/a
	92	4291	7.4	2507	7.0	1.71
	93	n/a	n/a	n/a	n/a	n/a

DUCK HARVEST/HUNTER INFORMATION BY YEAR

LOCATION	YEAR	DUCK HARVEST	% TOTAL HARVEST	HUNTER DAYS	% TOTAL DAYS	AVG. DUCKS PER DAY
ZONE: ALEUTIAN CHAIN						
ADAK	89	101	0.2	165	0.5	0.61
	90	319	0.4	573	1.3	0.56
	91	n/a	n/a	n/a	n/a	n/a
	92	349	0.6	329	0.9	1.06
	93	n/a	n/a	n/a	n/a	n/a
UNIMAK	89	n/a	n/a	n/a	n/a	n/a
	90	n/a	n/a	n/a	n/a	n/a
	91	n/a	n/a	n/a	n/a	n/a
	92	0	0.0	89	0.2	0.00
	93	n/a	n/a	n/a	n/a	n/a
UNKNOWN	89	0	0.0	0	0.0	0.00
	90	81	0.1	48	0.1	1.69
	91	n/a	n/a	n/a	n/a	n/a
	92	146	0.3	48	0.1	3.04
	93	n/a	n/a	n/a	n/a	n/a
TOTAL	89	101	0.2	165	0.5	0.61
	90	399	0.5	621	1.4	0.64
	91	n/a	n/a	n/a	n/a	n/a
	92	495	0.9	466	1.3	1.06
	93	n/a	n/a	n/a	n/a	n/a
ZONE: CENTRAL						
CHENA RIVER	89	17	0.0	20	0.1	0.85
	90	159	0.2	107	0.2	1.49
	91	n/a	n/a	n/a	n/a	n/a
	92	312	0.5	204	0.6	1.53
	93	n/a	n/a	n/a	n/a	n/a
CREAMER'S FIELD	89	227	0.4	222	0.7	1.02
	90	50	0.1	83	0.2	0.60
	91	n/a	n/a	n/a	n/a	n/a
	92	30	0.1	80	0.2	0.38
	93	n/a	n/a	n/a	n/a	n/a
DELTA JUNCTION	89	1465	2.8	2057	6.2	0.71
	90	607	0.8	2219	5.0	0.27
	91	n/a	n/a	n/a	n/a	n/a
	92	779	1.3	1671	4.7	0.47
	93	n/a	n/a	n/a	n/a	n/a
DENALI HIGHWAY	89	362	0.7	202	0.6	1.79
	90	826	1.0	322	0.7	2.57
	91	n/a	n/a	n/a	n/a	n/a
	92	393	0.7	365	1.0	1.08
	93	n/a	n/a	n/a	n/a	n/a
EIELSON AFB	89	438	0.8	595	1.8	0.74
	90	727	0.9	525	1.2	1.38
	91	n/a	n/a	n/a	n/a	n/a
	92	712	1.2	613	1.7	1.16
	93	n/a	n/a	n/a	n/a	n/a
FT GREELY	89	34	0.1	91	0.3	0.37
	90	119	0.1	286	0.6	0.42
	91	n/a	n/a	n/a	n/a	n/a
	92	7	0.0	18	0.0	0.39
	93	n/a	n/a	n/a	n/a	n/a

DUCK HARVEST/HUNTER INFORMATION BY YEAR

LOCATION	YEAR	DUCK HARVEST	% TOTAL HARVEST	HUNTER DAYS	% TOTAL DAYS	AVG. DUCKS PER DAY
ZONE: CENTRAL						
FT WAINWRIGHT	89	25	0.0	71	0.2	0.35
	90	129	0.2	72	0.2	1.79
	91	n/a	n/a	n/a	n/a	n/a
	92	163	0.3	258	0.7	0.63
	93	n/a	n/a	n/a	n/a	n/a
HEALY LAKE	89	791	1.5	585	1.8	1.35
	90	189	2.4	823	1.9	0.23
	91	n/a	n/a	n/a	n/a	n/a
	92	846	1.5	418	1.2	2.
	93	n/a	n/a	n/a	n/a	n/a
MINTO FLATS	89	6368	12.1	2138	6.5	2.98
	90	5684	7.1	1658	3.7	3.43
	91	n/a	n/a	n/a	n/a	n/a
	92	2211	3.8	880	2.5	2.51
	93	n/a	n/a	n/a	n/a	n/a
PAXSON	89	n/a	n/a	n/a	n/a	n/a
	90	n/a	n/a	n/a	n/a	n/a
	91	n/a	n/a	n/a	n/a	n/a
	92	134	0.2	80	0.2	1.68
	93	n/a	n/a	n/a	n/a	n/a
SALCHA RIVER	89	93	0.2	91	0.3	1.02
	90	40	0.0	131	0.3	0.31
	91	n/a	n/a	n/a	n/a	n/a
	92	74	0.1	27	0.1	2.74
	93	n/a	n/a	n/a	n/a	n/a
SALCHAKET SLOUGH	89	67	0.1	20	0.1	3.35
	90	30	0.0	12	0.0	2.50
	91	n/a	n/a	n/a	n/a	n/a
	92	59	0.1	53	0.1	1.11
	93	n/a	n/a	n/a	n/a	n/a
TANANA FLATS	89	1347	2.6	1170	3.5	1.15
	90	2021	2.5	1014	2.3	1.99
	91	n/a	n/a	n/a	n/a	n/a
	92	1722	3.0	1058	3.0	1.63
	93	n/a	n/a	n/a	n/a	n/a
TETLIN	89	n/a	n/a	n/a	n/a	n/a
	90	179	0.2	36	0.1	4.97
	91	n/a	n/a	n/a	n/a	n/a
	92	0	0.0	0	0.0	0.00
	93	n/a	n/a	n/a	n/a	n/a
TOK/NORTHWAY	89	1431	2.7	535	1.6	2.67
	90	1284	1.6	322	0.7	3.99
	91	n/a	n/a	n/a	n/a	n/a
	92	267	0.5	196	0.5	1.36
	93	n/a	n/a	n/a	n/a	n/a
UNKNOWN	89	825	1.6	735	2.2	1.12
	90	4957	6.2	2234	5.0	2.22
	91	n/a	n/a	n/a	n/a	n/a
	92	1680	1.8	1027	4.7	0.61
	93	n/a	n/a	n/a	n/a	n/a
TOTAL	89	13490	25.8	8532	25.8	1.58
	90	17001	21.3	9845	22.2	1.73
	91	n/a	n/a	n/a	n/a	n/a
	92	9389	16.2	6948	19.4	1.35
	93	n/a	n/a	n/a	n/a	n/a

DUCK HARVEST/HUNTER INFORMATION BY YEAR

LOCATION	YEAR	DUCK HARVEST	% TOTAL HARVEST	HUNTER DAYS	% TOTAL DAYS	AVG. DUCKS PER DAY
ZONE: COOK INLET						
ANCH COASTAL REFUGE	89	1002	1.9	1210	3.7	0.83
	90	1115	1.4	1741	3.9	0.64
	91	n/a	n/a	n/a	n/a	n/a
	92	1462	2.5	1360	3.8	1.08
	93	n/a	n/a	n/a	n/a	n/a
CHICKALOON FLATS	89	295	0.6	161	0.5	1.83
	90	319	0.4	298	0.7	1.07
	91	n/a	n/a	n/a	n/a	n/a
	92	467	0.8	329	0.9	1.42
	93	n/a	n/a	n/a	n/a	n/a
CHINA POOT BAY	89	505	1.0	101	0.3	5.00
	90	100	0.1	48	0.1	2.08
	91	n/a	n/a	n/a	n/a	n/a
	92	282	0.5	98	0.3	2.88
	93	n/a	n/a	n/a	n/a	n/a
EAGLE RIVER FLATS	89	93	0.2	101	0.3	0.92
	90	n/a	n/a	n/a	n/a	n/a
	91	n/a	n/a	n/a	n/a	n/a
	92	0	0.0	0	0.0	0.00
	93	n/a	n/a	n/a	n/a	n/a
GOOSE BAY	89	n/a	n/a	n/a	n/a	n/a
	90	n/a	n/a	n/a	n/a	n/a
	91	n/a	n/a	n/a	n/a	n/a
	92	512	0.9	338	0.9	1.51
	93	n/a	n/a	n/a	n/a	n/a
JIM CREEK/SWAN LAKE	89	210	0.4	222	0.7	0.95
	90	239	0.3	203	0.5	1.18
	91	n/a	n/a	n/a	n/a	n/a
	92	905	1.6	391	1.1	2.31
	93	n/a	n/a	n/a	n/a	n/a
KACHEMAK BAY	89	1296	2.5	313	0.9	4.14
	90	647	0.8	203	0.5	3.19
	91	n/a	n/a	n/a	n/a	n/a
	92	1929	3.3	1014	2.8	1.90
	93	n/a	n/a	n/a	n/a	n/a
KASILOF RIVER	89	8	0.0	20	0.1	0.40
	90	538	0.7	247	0.6	2.18
	91	n/a	n/a	n/a	n/a	n/a
	92	423	0.7	231	0.6	1.83
	93	n/a	n/a	n/a	n/a	n/a
KENAI PENINSULA	89	194	0.4	171	0.5	1.13
	90	50	0.1	36	0.1	1.39
	91	n/a	n/a	n/a	n/a	n/a
	92	1076	1.9	649	1.8	1.66
	93	n/a	n/a	n/a	n/a	n/a
KENAI RIVER/FLATS	89	985	1.9	524	1.6	1.88
	90	1424	1.8	751	1.7	1.90
	91	n/a	n/a	n/a	n/a	n/a
	92	2337	4.0	1182	3.3	1.98
	93	n/a	n/a	n/a	n/a	n/a
KNIK RIVER	89	152	0.3	262	0.8	0.58
	90	1135	1.4	763	1.7	1.49
	91	n/a	n/a	n/a	n/a	n/a
	92	1158	2.0	613	1.7	1.89
	93	n/a	n/a	n/a	n/a	n/a

DUCK HARVEST/HUNTER INFORMATION BY YEAR

LOCATION	YEAR	DUCK HARVEST	% TOTAL HARVEST	HUNTER DAYS	% TOTAL DAYS	AVG. DUCKS PER DAY
ZONE: COOK INLET						
PALMER HAY FLATS	89	3602	6.9	2370	6.5	1.52
	90	4589	5.7	3161	7.1	1.45
	91	n/a	n/a	n/a	n/a	n/a
	92	3295	5.7	2009	5.6	1.64
	93	n/a	n/a	n/a	n/a	n/a
PORTAGE	89	1624	3.1	1261	3.8	1.29
	90	2120	2.7	1551	3.5	1.37
	91	n/a	n/a	n/a	n/a	n/a
	92	1113	1.9	1476	4.1	0.75
	93	n/a	n/a	n/a	n/a	n/a
REDOUBT BAY	89	1414	2.7	504	1.5	2.81
	90	846	1.1	286	0.6	2.96
	91	n/a	n/a	n/a	n/a	n/a
	92	690	1.2	347	1.0	1.99
	93	n/a	n/a	n/a	n/a	n/a
SEWARD	89	303	0.6	91	0.3	3.33
	90	577	0.7	262	0.6	2.20
	91	n/a	n/a	n/a	n/a	n/a
	92	82	0.1	107	0.3	0.77
	93	n/a	n/a	n/a	n/a	n/a
SKILAK LAKE	89	118	0.2	40	0.1	2.95
	90	110	0.1	48	0.1	2.29
	91	n/a	n/a	n/a	n/a	n/a
	92	683	1.2	338	0.9	2.02
	93	n/a	n/a	n/a	n/a	n/a
SUSITNA FLATS	89	7053	13.5	2864	8.7	2.46
	90	13737	17.2	5045	11.4	2.72
	91	n/a	n/a	n/a	n/a	n/a
	92	6270	10.8	2730	7.6	2.30
	93	n/a	n/a	n/a	n/a	n/a
SWANSON RIVER	89	n/a	n/a	n/a	n/a	n/a
	90	n/a	n/a	n/a	n/a	n/a
	91	n/a	n/a	n/a	n/a	n/a
	92	0	0.0	27	0.1	0.00
	93	n/a	n/a	n/a	n/a	n/a
TRADING BAY	89	985	1.9	333	1.0	2.96
	90	1533	1.9	453	1.0	3.38
	91	n/a	n/a	n/a	n/a	n/a
	92	564	1.0	178	0.5	3.17
	93	n/a	n/a	n/a	n/a	n/a
TUXEDNI BAY	89	0	0.0	30	0.1	0.00
	90	n/a	n/a	n/a	n/a	n/a
	91	n/a	n/a	n/a	n/a	n/a
	92	0	0.0	0	0.0	0.00
	93	n/a	n/a	n/a	n/a	n/a
UNKNOWN	89	239	0.4	236	0.7	1.01
	90	3087	4.0	1711	3.9	1.80
	91	n/a	n/a	n/a	n/a	n/a
	92	1618	2.8	872	2.4	1.86
	93	n/a	n/a	n/a	n/a	n/a
TOTAL	89	20078	38.4	10814	32.7	1.86
	90	32166	40.3	16807	37.9	1.91
	91	n/a	n/a	n/a	n/a	n/a
	92	24866	43.0	14289	39.9	1.74
	93	n/a	n/a	n/a	n/a	n/a

DUCK HARVEST/HUNTER INFORMATION BY YEAR

LOCATION	YEAR	DUCK HARVEST	% TOTAL HARVEST	HUNTER DAYS	% TOTAL DAYS	AVG. DUCKS PER DAY
ZONE: GULF COAST						
COPPER RIVER DELTA	89	1321	2.5	1513	4.6	0.87
	90	2389	3.0	1455	3.3	1.64
	91	n/a	n/a	n/a	n/a	n/a
	92	2456	4.2	1182	3.3	2.08
	93	n/a	n/a	n/a	n/a	n/a
MONT.,HAWK.,HIN. ISL	89	84	0.2	61	0.2	1.38
	90	199	0.2	203	0.5	0.98
	91	n/a	n/a	n/a	n/a	n/a
	92	59	0.1	124	0.3	0.48
	93	n/a	n/a	n/a	n/a	n/a
PRINCE WILLIAM SOUND	89	286	0.5	282	0.9	1.01
	90	667	0.8	573	1.3	1.16
	91	n/a	n/a	n/a	n/a	n/a
	92	1113	1.9	569	1.6	1.96
	93	n/a	n/a	n/a	n/a	n/a
VALDEZ	89	67	0.1	50	0.2	1.34
	90	309	0.4	215	0.5	1.44
	91	n/a	n/a	n/a	n/a	n/a
	92	579	1.0	587	1.6	0.99
	93	n/a	n/a	n/a	n/a	n/a
YAKUTAT	89	n/a	n/a	n/a	n/a	n/a
	90	n/a	n/a	n/a	n/a	n/a
	91	n/a	n/a	n/a	n/a	n/a
	92	104	0.2	62	0.2	1.68
	93	n/a	n/a	n/a	n/a	n/a
UNKNOWN	89	568	1.0	277	0.8	2.05
	90	1304	1.6	525	1.2	2.48
	91	n/a	n/a	n/a	n/a	n/a
	92	49	0.0	54	0.0	0.91
	93	n/a	n/a	n/a	n/a	n/a
TOTAL	89	2352	4.5	2183	6.6	1.08
	90	4869	6.1	2971	6.7	1.64
	91	n/a	n/a	n/a	n/a	n/a
	92	4360	7.5	2578	7.2	1.69
	93	n/a	n/a	n/a	n/a	n/a
ZONE: KODIAK						
KALSIN BAY	89	480	0.9	575	1.7	0.83
	90	0	0.0	12	0.0	0.00
	91	n/a	n/a	n/a	n/a	n/a
	92	82	0.1	36	0.1	2.28
	93	n/a	n/a	n/a	n/a	n/a
MIDDLE BAY	89	345	0.7	514	1.6	0.67
	90	n/a	n/a	n/a	n/a	n/a
	91	n/a	n/a	n/a	n/a	n/a
	92	59	0.1	53	0.1	1.11
	93	n/a	n/a	n/a	n/a	n/a
OLD HARBOR	89	513	1.0	81	0.2	6.33
	90	299	0.4	60	0.1	4.98
	91	n/a	n/a	n/a	n/a	n/a
	92	0	0.0	0	0.0	0.00
	93	n/a	n/a	n/a	n/a	n/a

DUCK HARVEST/HUNTER INFORMATION BY YEAR

LOCATION	YEAR	DUCK HARVEST	% TOTAL HARVEST	HUNTER DAYS	% TOTAL DAYS	AVG. DUCKS PER DAY
ZONE: KODIAK						
OLD WOMAN BAY	89	463	0.9	484	1.5	0.96
	90	299	0.4	250	0.6	1.20
	91	n/a	n/a	n/a	n/a	n/a
	92	245	0.4	178	0.5	1.38
	93	n/a	n/a	n/a	n/a	n/a
OUZINKIE	89	n/a	n/a	n/a	n/a	n/a
	90	n/a	n/a	n/a	n/a	n/a
	91	n/a	n/a	n/a	n/a	n/a
	92	0	0.0	0	0.0	0.00
	93	n/a	n/a	n/a	n/a	n/a
PAGADSHAK	89	101	0.2	212	0.6	0.48
	90	80	0.1	48	0.1	1.67
	91	n/a	n/a	n/a	n/a	n/a
	92	37	0.1	9	0.0	4.11
	93	n/a	n/a	n/a	n/a	n/a
PORT LIONS	89	51	0.1	20	0.1	2.55
	90	n/a	n/a	n/a	n/a	n/a
	91	n/a	n/a	n/a	n/a	n/a
	92	45	0.1	71	0.2	0.63
	93	n/a	n/a	n/a	n/a	n/a
RASPBERRY STRAIT	89	168	0.3	30	0.1	5.60
	90	50	0.1	12	0.0	4.17
	91	n/a	n/a	n/a	n/a	n/a
	92	30	0.1	18	0.0	1.67
	93	n/a	n/a	n/a	n/a	n/a
UNKNOWN	89	2323	4.4	1093	3.3	2.13
	90	1667	2.1	549	1.2	3.04
	91	n/a	n/a	n/a	n/a	n/a
	92	1743	3.0	745	2.1	2.34
	93	n/a	n/a	n/a	n/a	n/a
TOTAL	89	4444	8.5	3009	9.1	1.48
	90	2395	3.0	931	2.1	2.57
	91	n/a	n/a	n/a	n/a	n/a
	92	2241	3.9	1110	3.1	2.02
	93	n/a	n/a	n/a	n/a	n/a
ZONE: LOWER YUKON VALLEY						
TOTAL	89	261	0.5	132	0.4	1.98
	90	239	0.3	89	0.2	2.69
	91	n/a	n/a	n/a	n/a	n/a
	92	704	1.3	251	0.7	2.80
	93	n/a	n/a	n/a	n/a	n/a
ZONE: NORTH SLOPE						
TOTAL	89	0	0.0	0	0.0	0.00
	90	0	0.0	0	0.0	0.00
	91	n/a	n/a	n/a	n/a	n/a
	92	0	0.0	215	0.6	0.00
	93	n/a	n/a	n/a	n/a	n/a
ZONE: SEWARD PENINSULA						
GOLOVIN	89	101	0.2	61	0.2	1.66
	90	n/a	n/a	n/a	n/a	n/a
	91	n/a	n/a	n/a	n/a	n/a
	92	0	0.0	0	0.0	0.00
	93	n/a	n/a	n/a	n/a	n/a

DUCK HARVEST/HUNTER INFORMATION BY YEAR

LOCATION	YEAR	DUCK HARVEST	% TOTAL HARVEST	HUNTER DAYS	% TOTAL DAYS	AVG. DUCKS PER DAY
ZONE: SEWARD PENINSULA						
NOME	89	101	0.2	91	0.3	1.11
	90	n/a	n/a	n/a	n/a	n/a
	91	n/a	n/a	n/a	n/a	n/a
	92	134	0.2	124	0.3	1.08
	93	n/a	n/a	n/a	n/a	n/a
SAFETY LAGOON/SEW.PN	89	34	0.1	61	0.2	0.56
	90	n/a	n/a	n/a	n/a	n/a
	91	n/a	n/a	n/a	n/a	n/a
	92	223	0.4	267	0.7	0.84
	93	n/a	n/a	n/a	n/a	n/a
SHISHMAREF	89	42	0.1	141	0.4	0.30
	90	n/a	n/a	n/a	n/a	n/a
	91	n/a	n/a	n/a	n/a	n/a
	92	74	0.1	0	0.0	n/a
	93	n/a	n/a	n/a	n/a	n/a
UNKNOWN	89	0	0.0	43	0.1	0.00
	90	319	0.4	222	0.5	1.44
	91	n/a	n/a	n/a	n/a	n/a
	92	411	0.7	468	1.3	0.88
	93	n/a	n/a	n/a	n/a	n/a
TOTAL	89	278	0.6	397	1.2	0.70
	90	319	0.4	222	0.5	1.44
	91	n/a	n/a	n/a	n/a	n/a
	92	842	1.4	859	2.4	0.98
	93	n/a	n/a	n/a	n/a	n/a
ZONE: SOUTHEAST						
ADMIRALTY COVE	89	n/a	n/a	n/a	n/a	n/a
	90	n/a	n/a	n/a	n/a	n/a
	91	n/a	n/a	n/a	n/a	n/a
	92	215	0.4	62	0.2	3.47
	93	n/a	n/a	n/a	n/a	n/a
ANGOON	89	253	0.5	161	0.5	1.57
	90	n/a	n/a	n/a	n/a	n/a
	91	n/a	n/a	n/a	n/a	n/a
	92	30	0.1	27	0.1	1.11
	93	n/a	n/a	n/a	n/a	n/a
BEHM CANAL	89	n/a	n/a	n/a	n/a	n/a
	90	n/a	n/a	n/a	n/a	n/a
	91	n/a	n/a	n/a	n/a	n/a
	92	208	0.4	124	0.3	1.68
	93	n/a	n/a	n/a	n/a	n/a
BLIND SLOUGH	89	n/a	n/a	n/a	n/a	n/a
	90	518	0.6	537	1.2	0.96
	91	n/a	n/a	n/a	n/a	n/a
	92	15	0.0	107	0.3	0.14
	93	n/a	n/a	n/a	n/a	n/a
CHILKAT RIVER	89	42	0.1	40	0.1	1.05
	90	179	0.2	143	0.3	1.25
	91	n/a	n/a	n/a	n/a	n/a
	92	0	0.0	89	0.2	0.00
	93	n/a	n/a	n/a	n/a	n/a

DUCK HARVEST/HUNTER INFORMATION BY YEAR

LOCATION	YEAR	DUCK HARVEST	% TOTAL HARVEST	HUNTER DAYS	% TOTAL DAYS	AVG. DUCKS PER DAY
ZONE: SOUTHEAST						
DUNCAN CANAL	89	976	1.9	535	1.6	1.82
	90	557	0.7	203	0.5	2.74
	91	n/a	n/a	n/a	n/a	n/a
	92	467	0.8	160	0.4	2.92
	93	n/a	n/a	n/a	n/a	n/a
FARRAGUT BAY	89	42	0.1	40	0.1	1.05
	90	139	0.2	107	0.2	1.30
	91	n/a	n/a	n/a	n/a	n/a
	92	475	0.8	169	0.5	2.81
	93	n/a	n/a	n/a	n/a	n/a
GREATER JUNEAU	89	n/a	n/a	n/a	n/a	n/a
	90	n/a	n/a	n/a	n/a	n/a
	91	n/a	n/a	n/a	n/a	n/a
	92	698	1.2	498	1.4	1.40
	93	n/a	n/a	n/a	n/a	n/a
ICY STRAIT	89	n/a	n/a	n/a	n/a	n/a
	90	n/a	n/a	n/a	n/a	n/a
	91	n/a	n/a	n/a	n/a	n/a
	92	334	0.6	169	0.5	1.98
	93	n/a	n/a	n/a	n/a	n/a
KAKE	89	816	1.0	247	0.6	3.30
	90	261	0.5	121	0.5	2.16
	91	n/a	n/a	n/a	n/a	n/a
	92	59	0.1	53	0.1	1.11
	93	n/a	n/a	n/a	n/a	n/a
KETCHIKAN AREA	89	337	0.6	192	0.6	1.76
	90	707	0.9	417	0.9	1.70
	91	n/a	n/a	n/a	n/a	n/a
	92	312	0.5	169	0.5	1.85
	93	n/a	n/a	n/a	n/a	n/a
LYNN CANAL	89	84	0.2	20	0.1	4.20
	90	468	0.6	95	0.2	4.93
	91	n/a	n/a	n/a	n/a	n/a
	92	96	0.2	36	0.1	2.67
	93	n/a	n/a	n/a	n/a	n/a
MENDENHALL FLATS	89	1010	1.9	867	2.6	1.16
	90	2528	3.2	1264	2.9	2.00
	91	n/a	n/a	n/a	n/a	n/a
	92	1521	2.6	1085	3.0	1.40
	93	n/a	n/a	n/a	n/a	n/a
PETERSBURG AREA	89	337	0.6	514	1.6	0.66
	90	329	0.4	310	0.7	1.06
	91	n/a	n/a	n/a	n/a	n/a
	92	193	0.3	196	0.5	0.98
	93	n/a	n/a	n/a	n/a	n/a
PRINCE OF WALES ISL	89	269	0.5	182	0.5	1.48
	90	209	0.3	262	0.6	0.79
	91	n/a	n/a	n/a	n/a	n/a
	92	8	0.1	53	0.1	0.15
	93	n/a	n/a	n/a	n/a	n/a
PYBUS BAY	89	17	0.0	20	0.1	0.85
	90	n/a	n/a	n/a	n/a	n/a
	91	n/a	n/a	n/a	n/a	n/a
	92	22	0.0	80	0.2	0.28
	93	n/a	n/a	n/a	n/a	n/a

DUCK HARVEST/HUNTER INFORMATION BY YEAR

LOCATION	YEAR	DUCK HARVEST	% TOTAL HARVEST	HUNTER DAYS	% TOTAL DAYS	AVG. DUCKS PER DAY
ZONE: SOUTHEAST						
ROCKY PASS	89	8	0.0	20	0.1	0.40
	90	n/a	n/a	n/a	n/a	n/a
	91	n/a	n/a	n/a	n/a	n/a
	92	557	1.0	311	0.9	1.79
	93	n/a	n/a	n/a	n/a	n/a
SEYMOUR CANAL	89	135	0.3	40	0.1	3.38
	90	448	0.6	143	0.3	3.13
	91	n/a	n/a	n/a	n/a	n/a
	92	215	0.4	187	0.5	1.15
	93	n/a	n/a	n/a	n/a	n/a
SITKA AREA	89	143	0.3	202	0.6	0.71
	90	209	0.3	203	0.5	1.03
	91	n/a	n/a	n/a	n/a	n/a
	92	156	0.3	169	0.5	0.92
	93	n/a	n/a	n/a	n/a	n/a
ST JAMES BAY	89	84	0.2	81	0.2	1.04
	90	30	0.0	24	0.1	1.25
	91	n/a	n/a	n/a	n/a	n/a
	92	0	0.0	9	0.0	0.00
	93	n/a	n/a	n/a	n/a	n/a
STIKINE RIVER FLATS	89	606	1.2	403	1.2	1.50
	90	2608	3.3	918	2.1	2.84
	91	n/a	n/a	n/a	n/a	n/a
	92	1098	1.9	480	1.3	2.29
	93	n/a	n/a	n/a	n/a	n/a
TENAKEE INLET	89	n/a	n/a	n/a	n/a	n/a
	90	n/a	n/a	n/a	n/a	n/a
	91	n/a	n/a	n/a	n/a	n/a
	92	89	0.2	71	0.2	1.25
	93	n/a	n/a	n/a	n/a	n/a
UNKNOWN	89	1742	3.3	1330	4.0	1.31
	90	3980	5.0	1994	4.5	1.95
	91	n/a	n/a	n/a	n/a	n/a
	92	1408	2.4	638	1.8	2.21
	93	n/a	n/a	n/a	n/a	n/a
TOTAL	89	6901	13.2	4894	14.8	1.41
	90	13170	16.5	6741	15.2	1.95
	91	n/a	n/a	n/a	n/a	n/a
	92	8176	14.1	4942	13.8	1.65
	93	n/a	n/a	n/a	n/a	n/a
ZONE: UPPER YUKON VALLEY						
YUKON FLATS	89	n/a	n/a	n/a	n/a	n/a
	90	1294	1.6	525	1.2	2.46
	91	n/a	n/a	n/a	n/a	n/a
	92	0	0.0	0	0.0	0.00
	93	n/a	n/a	n/a	n/a	n/a
UNKNOWN	89	575	1.1	761	2.3	0.76
	90	622	0.8	672	1.5	0.93
	91	n/a	n/a	n/a	n/a	n/a
	92	1152	2.0	859	2.4	1.34
	93	n/a	n/a	n/a	n/a	n/a

DUCK HARVEST/HUNTER INFORMATION BY YEAR

LOCATION	YEAR	DUCK HARVEST	% TOTAL HARVEST	HUNTER DAYS	% TOTAL DAYS	AVG. DUCKS PER DAY
ZONE: UPPER YUKON VALLEY						
TOTAL	89	575	1.1	761	2.3	0.76
	90	1916	2.4	1197	2.7	1.60
	91	n/a	n/a	n/a	n/a	n/a
	92	1152	2.0	859	2.4	1.34
	93	n/a	n/a	n/a	n/a	n/a
ZONE: YUKON DELTA						
TOTAL	89	732	1.4	331	1.0	2.21
	90	1117	1.4	665	1.5	1.68
	91	n/a	n/a	n/a	n/a	n/a
	92	462	0.8	215	0.6	2.15
	93	n/a	n/a	n/a	n/a	n/a
ZONE: UNKNOWN						
TOTAL	89	409	0.7	208	0.6	1.97
	90	798	1.1	754	1.7	1.06
	91	n/a	n/a	n/a	n/a	n/a
	92	825	1.4	573	1.6	1.44
	93	n/a	n/a	n/a	n/a	n/a
TOTAL STATEWIDE	89	52287	100.0	33069	100.0	1.58
	90	79817	100.0	44346	100.0	1.80
	91	n/a	n/a	n/a	n/a	n/a
	92	57804	100.0	35812	100.0	1.61
	93	n/a	n/a	n/a	n/a	n/a

GOOSE HARVEST/HUNTER INFORMATION BY YEAR

LOCATION	YEAR	GOOSE HARVEST	% TOTAL HARVEST	HUNTER DAYS	% TOTAL DAYS	AVG. GEESE PER DAY
ZONE: ALASKA PENINSULA						
COLD BAY	89	833	14.2	n/a	n/a	n/a
	90	2519	31.2	n/a	n/a	n/a
	91	n/a	n/a	n/a	n/a	n/a
	92	1285	20.3	n/a	n/a	n/a
	93	n/a	n/a	n/a	n/a	n/a
DILLINGHAM	89	n/a	n/a	n/a	n/a	n/a
	90	n/a	n/a	n/a	n/a	n/a
	91	n/a	n/a	n/a	n/a	n/a
	92	25	0.4	n/a	n/a	n/a
	93	n/a	n/a	n/a	n/a	n/a
NAKNEK	89	n/a	n/a	n/a	n/a	n/a
	90	n/a	n/a	n/a	n/a	n/a
	91	n/a	n/a	n/a	n/a	n/a
	92	33	0.5	n/a	n/a	n/a
	93	n/a	n/a	n/a	n/a	n/a
PORT HEIDEN	89	n/a	n/a	n/a	n/a	n/a
	90	n/a	n/a	n/a	n/a	n/a
	91	n/a	n/a	n/a	n/a	n/a
	92	8	0.1	n/a	n/a	n/a
	93	n/a	n/a	n/a	n/a	n/a
PORT MOLLER	89	n/a	n/a	n/a	n/a	n/a
	90	n/a	n/a	n/a	n/a	n/a
	91	n/a	n/a	n/a	n/a	n/a
	92	8	0.1	n/a	n/a	n/a
	93	n/a	n/a	n/a	n/a	n/a
UNKNOWN	89	0	0.0	n/a	n/a	n/a
	90	57	0.7	n/a	n/a	n/a
	91	n/a	n/a	n/a	n/a	n/a
	92	35	0.5	n/a	n/a	n/a
	93	n/a	n/a	n/a	n/a	n/a
TOTAL	89	833	14.2	n/a	n/a	n/a
	90	2576	31.9	n/a	n/a	n/a
	91	n/a	n/a	n/a	n/a	n/a
	92	1394	22.0	n/a	n/a	n/a
	93	n/a	n/a	n/a	n/a	n/a
ZONE: ALEUTIAN CHAIN						
TOTAL	89	0	0.0	n/a	n/a	n/a
	90	0	0.0	n/a	n/a	n/a
	91	n/a	n/a	n/a	n/a	n/a
	92	0	0.0	n/a	n/a	n/a
	93	n/a	n/a	n/a	n/a	n/a
ZONE: CENTRAL						
CREAMER'S FIELD	89	19	0.3	n/a	n/a	n/a
	90	n/a	n/a	n/a	n/a	n/a
	91	n/a	n/a	n/a	n/a	n/a
	92	0	0.0	n/a	n/a	n/a
	93	n/a	n/a	n/a	n/a	n/a
DELTA JUNCTION	89	1174	20.0	n/a	n/a	n/a
	90	683	8.4	n/a	n/a	n/a
	91	n/a	n/a	n/a	n/a	n/a
	92	1085	17.1	n/a	n/a	n/a
	93	n/a	n/a	n/a	n/a	n/a
EIELSON AFB	89	38	0.6	n/a	n/a	n/a
	90	34	0.4	n/a	n/a	n/a
	91	n/a	n/a	n/a	n/a	n/a
	92	0	0.0	n/a	n/a	n/a
	93	n/a	n/a	n/a	n/a	n/a

GOOSE HARVEST/HUNTER INFORMATION BY YEAR

LOCATION	YEAR	GOOSE HARVEST	% TOTAL HARVEST	HUNTER DAYS	% TOTAL DAYS	AVG. GEESE PER DAY
ZONE: CENTRAL						
HEALY LAKE	89	142	2.4	n/a	n/a	n/a
	90	67	0.8	n/a	n/a	n/a
	91	n/a	n/a	n/a	n/a	n/a
	92	83	1.3	n/a	n/a	n/a
	93	n/a	n/a	n/a	n/a	n/a
MINTO FLATS	89	341	5.8	n/a	n/a	n/a
	90	168	2.1	n/a	n/a	n/a
	91	n/a	n/a	n/a	n/a	n/a
	92	100	1.6	n/a	n/a	n/a
	93	n/a	n/a	n/a	n/a	n/a
SALCHA RIVER	89	19	0.3	n/a	n/a	n/a
	90	11	0.1	n/a	n/a	n/a
	91	n/a	n/a	n/a	n/a	n/a
	92	17	0.3	n/a	n/a	n/a
	93	n/a	n/a	n/a	n/a	n/a
TANANA FLATS	89	331	5.6	n/a	n/a	n/a
	90	146	1.8	n/a	n/a	n/a
	91	n/a	n/a	n/a	n/a	n/a
	92	67	1.1	n/a	n/a	n/a
	93	n/a	n/a	n/a	n/a	n/a
TOK/NORTHWAY	89	9	0.2	n/a	n/a	n/a
	90	n/a	n/a	n/a	n/a	n/a
	91	n/a	n/a	n/a	n/a	n/a
	92	0	0.0	n/a	n/a	n/a
	93	n/a	n/a	n/a	n/a	n/a
UNKNOWN	89	29	0.5	n/a	n/a	n/a
	90	501	6.2	n/a	n/a	n/a
	91	n/a	n/a	n/a	n/a	n/a
	92	86	1.4	n/a	n/a	n/a
	93	n/a	n/a	n/a	n/a	n/a
TOTAL	89	2102	35.7	n/a	n/a	n/a
	90	1610	19.8	n/a	n/a	n/a
	91	n/a	n/a	n/a	n/a	n/a
	92	1438	22.7	n/a	n/a	n/a
	93	n/a	n/a	n/a	n/a	n/a
ZONE: COOK INLET						
ANCH COASTAL REFUGE	89	76	1.3	n/a	n/a	n/a
	90	45	0.6	n/a	n/a	n/a
	91	n/a	n/a	n/a	n/a	n/a
	92	50	0.8	n/a	n/a	n/a
	93	n/a	n/a	n/a	n/a	n/a
CHICKALOON FLATS	89	66	1.1	n/a	n/a	n/a
	90	224	2.8	n/a	n/a	n/a
	91	n/a	n/a	n/a	n/a	n/a
	92	376	5.9	n/a	n/a	n/a
	93	n/a	n/a	n/a	n/a	n/a
GOOSE BAY	89	n/a	n/a	n/a	n/a	n/a
	90	11	0.1	n/a	n/a	n/a
	91	n/a	n/a	n/a	n/a	n/a
	92	0	0.0	n/a	n/a	n/a
	93	n/a	n/a	n/a	n/a	n/a
KACHEMAK BAY	89	66	1.1	n/a	n/a	n/a
	90	45	0.6	n/a	n/a	n/a
	91	n/a	n/a	n/a	n/a	n/a
	92	175	2.8	n/a	n/a	n/a
	93	n/a	n/a	n/a	n/a	n/a

GOOSE HARVEST/HUNTER INFORMATION BY YEAR

LOCATION	YEAR	GOOSE HARVEST	% TOTAL HARVEST	HUNTER DAYS	% TOTAL DAYS	AVG. GEESE PER DAY
ZONE: COOK INLET						
KENAI PENINSULA	89	9	0.2	n/a	n/a	n/a
	90	n/a	n/a	n/a	n/a	n/a
	91	n/a	n/a	n/a	n/a	n/a
	92	0	0.0	n/a	n/a	n/a
	93	n/a	n/a	n/a	n/a	n/a
KENAI RIVER/FLATS	89	n/a	n/a	n/a	n/a	n/a
	90	34	0.4	n/a	n/a	n/a
	91	n/a	n/a	n/a	n/a	n/a
	92	25	0.4	n/a	n/a	n/a
	93	n/a	n/a	n/a	n/a	n/a
KNIK RIVER	89	47	0.8	n/a	n/a	n/a
	90	22	0.3	n/a	n/a	n/a
	91	n/a	n/a	n/a	n/a	n/a
	92	42	0.7	n/a	n/a	n/a
	93	n/a	n/a	n/a	n/a	n/a
PALMER HAY FLATS	89	28	0.5	n/a	n/a	n/a
	90	593	7.3	n/a	n/a	n/a
	91	n/a	n/a	n/a	n/a	n/a
	92	192	3.0	n/a	n/a	n/a
	93	n/a	n/a	n/a	n/a	n/a
PORTAGE	89	208	3.5	n/a	n/a	n/a
	90	67	0.8	n/a	n/a	n/a
	91	n/a	n/a	n/a	n/a	n/a
	92	8	0.1	n/a	n/a	n/a
	93	n/a	n/a	n/a	n/a	n/a
SUSITNA FLATS	89	483	8.2	n/a	n/a	n/a
	90	425	5.3	n/a	n/a	n/a
	91	n/a	n/a	n/a	n/a	n/a
	92	325	5.1	n/a	n/a	n/a
	93	n/a	n/a	n/a	n/a	n/a
TRADING BAY	89	n/a	n/a	n/a	n/a	n/a
	90	n/a	n/a	n/a	n/a	n/a
	91	n/a	n/a	n/a	n/a	n/a
	92	17	0.3	n/a	n/a	n/a
	93	n/a	n/a	n/a	n/a	n/a
TUXEDNI BAY	89	28	0.5	n/a	n/a	n/a
	90	n/a	n/a	n/a	n/a	n/a
	91	n/a	n/a	n/a	n/a	n/a
	92	0	0.0	n/a	n/a	n/a
	93	n/a	n/a	n/a	n/a	n/a
UNKNOWN	89	59	1.0	n/a	n/a	n/a
	90	49	0.6	n/a	n/a	n/a
	91	n/a	n/a	n/a	n/a	n/a
	92	0	0.0	n/a	n/a	n/a
	93	n/a	n/a	n/a	n/a	n/a
TOTAL	89	1070	18.2	n/a	n/a	n/a
	90	1515	18.8	n/a	n/a	n/a
	91	n/a	n/a	n/a	n/a	n/a
	92	1210	19.1	n/a	n/a	n/a
	93	n/a	n/a	n/a	n/a	n/a

GOOSE HARVEST/HUNTER INFORMATION BY YEAR

LOCATION	YEAR	GOOSE HARVEST	% TOTAL HARVEST	HUNTER DAYS	% TOTAL DAYS	AVG. GEESE PER DAY
ZONE: GULF COAST						
COPPER RIVER DELTA	89	170	2.9	n/a	n/a	n/a
	90	146	1.8	n/a	n/a	n/a
	91	n/a	n/a	n/a	n/a	n/a
	92	317	5.0	n/a	n/a	n/a
	93	n/a	n/a	n/a	n/a	n/a
MONT.,HAWK.,HIN. ISL	89	n/a	n/a	n/a	n/a	n/a
	90	n/a	n/a	n/a	n/a	n/a
	91	n/a	n/a	n/a	n/a	n/a
	92	50	0.8	n/a	n/a	n/a
	93	n/a	n/a	n/a	n/a	n/a
PRINCE WILLIAM SOUND	89	57	1.0	n/a	n/a	n/a
	90	22	0.3	n/a	n/a	n/a
	91	n/a	n/a	n/a	n/a	n/a
	92	67	1.1	n/a	n/a	n/a
	93	n/a	n/a	n/a	n/a	n/a
VALDEZ	89	n/a	n/a	n/a	n/a	n/a
	90	n/a	n/a	n/a	n/a	n/a
	91	n/a	n/a	n/a	n/a	n/a
	92	125	2.0	n/a	n/a	n/a
	93	n/a	n/a	n/a	n/a	n/a
YAKUTAT	89	9	0.2	n/a	n/a	n/a
	90	22	0.3	n/a	n/a	n/a
	91	n/a	n/a	n/a	n/a	n/a
	92	0	0.0	n/a	n/a	n/a
	93	n/a	n/a	n/a	n/a	n/a
UNKNOWN	89	82	1.4	n/a	n/a	n/a
	90	32	0.4	n/a	n/a	n/a
	91	n/a	n/a	n/a	n/a	n/a
	92	0	0.0	n/a	n/a	n/a
	93	n/a	n/a	n/a	n/a	n/a
TOTAL	89	318	5.5	n/a	n/a	n/a
	90	222	2.8	n/a	n/a	n/a
	91	n/a	n/a	n/a	n/a	n/a
	92	559	8.8	n/a	n/a	n/a
	93	n/a	n/a	n/a	n/a	n/a
ZONE: KODIAK						
TOTAL	89	65	1.1	n/a	n/a	n/a
	90	0	0.0	n/a	n/a	n/a
	91	n/a	n/a	n/a	n/a	n/a
	92	0	0.0	n/a	n/a	n/a
	93	n/a	n/a	n/a	n/a	n/a
ZONE: LOWER YUKON VALLEY						
TOTAL	89	0	0.0	n/a	n/a	n/a
	90	57	0.7	n/a	n/a	n/a
	91	n/a	n/a	n/a	n/a	n/a
	92	82	1.3	n/a	n/a	n/a
	93	n/a	n/a	n/a	n/a	n/a
ZONE: NORTH SLOPE						
TOTAL	89	0	0.0	n/a	n/a	n/a
	90	0	0.0	n/a	n/a	n/a
	91	n/a	n/a	n/a	n/a	n/a
	92	0	0.0	n/a	n/a	n/a
	93	n/a	n/a	n/a	n/a	n/a

GOOSE HARVEST/HUNTER INFORMATION BY YEAR

LOCATION	YEAR	GOOSE HARVEST	% TOTAL HARVEST	HUNTER DAYS	% TOTAL DAYS	AVG. GEESE PER DAY
ZONE: SEWARD PENINSULA						
GOLOVIN	89	9	0.2	n/a	n/a	n/a
	90	n/a	n/a	n/a	n/a	n/a
	91	n/a	n/a	n/a	n/a	n/a
	92	0	0.0	n/a	n/a	n/a
	93	n/a	n/a	n/a	n/a	n/a
NOME	89	n/a	n/a	n/a	n/a	n/a
	90	n/a	n/a	n/a	n/a	n/a
	91	n/a	n/a	n/a	n/a	n/a
	92	42	0.7	n/a	n/a	n/a
	93	n/a	n/a	n/a	n/a	n/a
SAFETY LAGOON	89	n/a	n/a	n/a	n/a	n/a
	90	n/a	n/a	n/a	n/a	n/a
	91	n/a	n/a	n/a	n/a	n/a
	92	33	0.5	n/a	n/a	n/a
	93	n/a	n/a	n/a	n/a	n/a
SHISHMAREF	89	170	2.9	n/a	n/a	n/a
	90	n/a	n/a	n/a	n/a	n/a
	91	n/a	n/a	n/a	n/a	n/a
	92	25	0.4	n/a	n/a	n/a
	93	n/a	n/a	n/a	n/a	n/a
UNKNOWN	89	0	0.0	n/a	n/a	n/a
	90	24	0.2	n/a	n/a	n/a
	91	n/a	n/a	n/a	n/a	n/a
	92	33	0.5	n/a	n/a	n/a
	93	n/a	n/a	n/a	n/a	n/a
TOTAL	89	179	3.1	n/a	n/a	n/a
	90	24	0.2	n/a	n/a	n/a
	91	n/a	n/a	n/a	n/a	n/a
	92	133	2.1	n/a	n/a	n/a
	93	n/a	n/a	n/a	n/a	n/a
ZONE: SOUTHEAST						
ADMIRALTY COVE	89	n/a	n/a	n/a	n/a	n/a
	90	n/a	n/a	n/a	n/a	n/a
	91	n/a	n/a	n/a	n/a	n/a
	92	8	0.1	n/a	n/a	n/a
	93	n/a	n/a	n/a	n/a	n/a
ANGOON	89	142	2.4	n/a	n/a	n/a
	90	n/a	n/a	n/a	n/a	n/a
	91	n/a	n/a	n/a	n/a	n/a
	92	8	0.1	n/a	n/a	n/a
	93	n/a	n/a	n/a	n/a	n/a
BEHM CANAL	89	n/a	n/a	n/a	n/a	n/a
	90	n/a	n/a	n/a	n/a	n/a
	91	n/a	n/a	n/a	n/a	n/a
	92	50	0.8	n/a	n/a	n/a
	93	n/a	n/a	n/a	n/a	n/a
BLIND SLOUGH	89	n/a	n/a	n/a	n/a	n/a
	90	90	1.1	n/a	n/a	n/a
	91	n/a	n/a	n/a	n/a	n/a
	92	17	0.3	n/a	n/a	n/a
	93	n/a	n/a	n/a	n/a	n/a
DUNCAN CANAL	89	265	4.5	n/a	n/a	n/a
	90	22	0.3	n/a	n/a	n/a
	91	n/a	n/a	n/a	n/a	n/a
	92	8	0.1	n/a	n/a	n/a
	93	n/a	n/a	n/a	n/a	n/a

GOOSE HARVEST/HUNTER INFORMATION BY YEAR

LOCATION	YEAR	GOOSE HARVEST	% TOTAL HARVEST	HUNTER DAYS	% TOTAL DAYS	AVG. GEESE PER DAY
ZONE: SOUTHEAST						
FARRAGUT BAY	89	47	0.8	n/a	n/a	n/a
	90	56	0.7	n/a	n/a	n/a
	91	n/a	n/a	n/a	n/a	n/a
	92	42	0.7	n/a	n/a	n/a
	93	n/a	n/a	n/a	n/a	n/a
GREATER JUNEAU	89	n/a	n/a	n/a	n/a	n/a
	90	n/a	n/a	n/a	n/a	n/a
	91	n/a	n/a	n/a	n/a	n/a
	92	92	1.4	n/a	n/a	n/a
	93	n/a	n/a	n/a	n/a	n/a
ICY BAY	89	76	1.3	n/a	n/a	n/a
	90	n/a	n/a	n/a	n/a	n/a
	91	n/a	n/a	n/a	n/a	n/a
	92	42	0.7	n/a	n/a	n/a
	93	n/a	n/a	n/a	n/a	n/a
KAKE	89	123	2.1	n/a	n/a	n/a
	90	56	0.7	n/a	n/a	n/a
	91	n/a	n/a	n/a	n/a	n/a
	92	0	0.0	n/a	n/a	n/a
	93	n/a	n/a	n/a	n/a	n/a
KETCHIKAN AREA	89	19	0.3	n/a	n/a	n/a
	90	34	0.4	n/a	n/a	n/a
	91	n/a	n/a	n/a	n/a	n/a
	92	83	1.3	n/a	n/a	n/a
	93	n/a	n/a	n/a	n/a	n/a
LYNN CANAL	89	n/a	n/a	n/a	n/a	n/a
	90	n/a	n/a	n/a	n/a	n/a
	91	n/a	n/a	n/a	n/a	n/a
	92	25	0.4	n/a	n/a	n/a
	93	n/a	n/a	n/a	n/a	n/a
MENDENHALL FLATS	89	47	0.8	n/a	n/a	n/a
	90	90	1.1	n/a	n/a	n/a
	91	n/a	n/a	n/a	n/a	n/a
	92	17	0.3	n/a	n/a	n/a
	93	n/a	n/a	n/a	n/a	n/a
PETERSBURG AREA	89	114	1.9	n/a	n/a	n/a
	90	67	0.8	n/a	n/a	n/a
	91	n/a	n/a	n/a	n/a	n/a
	92	33	0.5	n/a	n/a	n/a
	93	n/a	n/a	n/a	n/a	n/a
PRINCE OF WALES ISL	89	76	1.3	n/a	n/a	n/a
	90	56	0.7	n/a	n/a	n/a
	91	n/a	n/a	n/a	n/a	n/a
	92	8	0.1	n/a	n/a	n/a
	93	n/a	n/a	n/a	n/a	n/a
PYBUS BAY	89	28	0.5	n/a	n/a	n/a
	90	n/a	n/a	n/a	n/a	n/a
	91	n/a	n/a	n/a	n/a	n/a
	92	8	0.1	n/a	n/a	n/a
	93	n/a	n/a	n/a	n/a	n/a
ROCKY POINT	89	19	0.3	n/a	n/a	n/a
	90	n/a	n/a	n/a	n/a	n/a
	91	n/a	n/a	n/a	n/a	n/a
	92	17	0.3	n/a	n/a	n/a
	93	n/a	n/a	n/a	n/a	n/a

GOOSE HARVEST/HUNTER INFORMATION BY YEAR

LOCATION	YEAR	GOOSE HARVEST	TOTAL HARVEST	HUNTER DAYS	TOTAL DAYS	GEESE PER DAY
ZONE: SOUTHEAST						
SITKA AREA	89	19	0.3	n/a	n/a	n/a
	90	11	0.1	n/a	n/a	n/a
	91	n/a	n/a	n/a	n/a	n/a
	92	0	0.0	n/a	n/a	n/a
	93	n/a	n/a	n/a	n/a	n/a
ST JAMES BAY	89	n/a	n/a	n/a	n/a	n/a
	90	n/a	n/a	n/a	n/a	n/a
	91	n/a	n/a	n/a	n/a	n/a
	92	8	0.1	n/a	n/a	n/a
	93	n/a	n/a	n/a	n/a	n/a
STIKINE RIVER DELTA	89	28	0.5	n/a	n/a	n/a
	90	134	1.7	n/a	n/a	n/a
	91	n/a	n/a	n/a	n/a	n/a
	92	0	0.0	n/a	n/a	n/a
	93	n/a	n/a	n/a	n/a	n/a
UNKNOWN	89	176	3.0	n/a	n/a	n/a
	90	671	8.3	n/a	n/a	n/a
	91	n/a	n/a	n/a	n/a	n/a
	92	288	4.5	n/a	n/a	n/a
	93	n/a	n/a	n/a	n/a	n/a
TOTAL	89	1179	20.0	n/a	n/a	n/a
	90	1287	16.2	n/a	n/a	n/a
	91	n/a	n/a	n/a	n/a	n/a
	92	754	11.9	n/a	n/a	n/a
	93	n/a	n/a	n/a	n/a	n/a
ZONE: UPPER YUKON VALLEY						
TOTAL	89	0	0.0	n/a	n/a	n/a
	90	663	8.2	n/a	n/a	n/a
	91	n/a	n/a	n/a	n/a	n/a
	92	215	3.4	n/a	n/a	n/a
	93	n/a	n/a	n/a	n/a	n/a
ZONE: YUKON DELTA						
TOTAL	89	0	0.0	n/a	n/a	n/a
	90	0	0.0	n/a	n/a	n/a
	91	n/a	n/a	n/a	n/a	n/a
	92	215	3.4	n/a	n/a	n/a
	93	n/a	n/a	n/a	n/a	n/a
ZONE: UNKNOWN						
TOTAL	89	198	3.4	n/a	n/a	n/a
	90	130	1.6	n/a	n/a	n/a
	91	n/a	n/a	n/a	n/a	n/a
	92	335	5.3	n/a	n/a	n/a
	93	n/a	n/a	n/a	n/a	n/a
TOTAL STATEWIDE	89	5710	100.0	n/a	n/a	n/a
	90	8019	100.0	n/a	n/a	n/a
	91	8019	100.0	n/a	n/a	n/a
	92	6335	100.0	n/a	n/a	n/a
	93	n/a	n/a	n/a	n/a	n/a



1993-94 HARVEST INFORMATION BY SPECIES: BEAVER

GMU	TYPE	HUNT	TOTAL HARVEST	SEX			DLP	UNREPORTED ILLEGAL	AVERAGE HORN LGTH./ ANTLER WIDTH	COMMENTS
				MALE	FEMALE	UNKNOWN				
Unit 01										
01A	Trapping		28	0	0	28		n/a		
01B	Trapping		3	0	0	3		n/a		
01C	Trapping		25	0	0	25		n/a		7 trappers took 25 beavers
01	**TOTAL UNIT**		56	0	0	56		n/a		
Unit 02										
02	Trapping		204	0	0	204		n/a		
02	**TOTAL UNIT**		204	0	0	204		n/a		
Unit 03										
03	Trapping		55	0	0	55		n/a		
03	**TOTAL UNIT**		55	0	0	55		n/a		
Unit 04										
04	Trapping		0	0	0	0		n/a		
04	**TOTAL UNIT**		0	0	0	0		n/a		
Unit 05										
05A	Trapping		9	0	0	9		n/a		2 trappers took 9 beavers
05B	Trapping		0	0	0	0		n/a		
05	**TOTAL UNIT**		9	0	0	9		n/a		
Unit 06										
06A	Trapping		0	0	0	0		n/a		
06B	Trapping		0	0	0	0		n/a		
06C	Trapping		44	0	0	44		n/a		
06D	Trapping		0	0	0	0		n/a		
06	**TOTAL UNIT**		44	0	0	44		n/a		
Unit 07										
07	Trapping		80	0	0	80		n/a		
07	**TOTAL UNIT**		80	0	0	80		n/a		
Unit 08										
08	Trapping		68	0	0	68		n/a		
08	**TOTAL UNIT**		68	0	0	68		n/a		
Unit 09										
09A	Trapping		0	0	0	0		n/a		
09B	Trapping		78	0	0	78		n/a		9 trappers took 78 beavers. Transportation data reflect mode of transport for each animal taken

1993-94 HARVEST INFORMATION BY SPECIES: BEAVER

GMU	TYPE	HUNT	TOTAL HARVEST	SEX MALE	SEX FEMALE	SEX UNKNOWN	DLP	UNREPORTED ILLEGAL	AVERAGE HORN LGTH./ ANTLER WIDTH	COMMENTS
Unit 09										
09C	Trapping		30	0	0	30		n/a		7 trappers took 30 beavers. Transportation data reflect mode of transport for each animal taken
09D	Trapping		0	0	0	0		n/a		
09E	Trapping		86	0	0	86		n/a		5 trappers took 86 beavers. Transportation data reflect mode of transport for each animal taken
09	**TOTAL UNIT**		194	0	0	194		n/a		
Unit 11										
11	Trapping		0	0	0	0		n/a		
11	**TOTAL UNIT**		0	0	0	0		n/a		
Unit 12										
12	Trapping		35	0	0	35		n/a		
12	**TOTAL UNIT**		35	0	0	35		n/a		
Unit 13										
13A	Trapping		27	0	0	27		n/a		
13B	Trapping		23	0	0	23		n/a		
13C	Trapping		17	0	0	17		n/a		
13D	Trapping		66	0	0	66		n/a		
13E	Trapping		92	0	0	92		n/a		
13	**TOTAL UNIT**		225	0	0	225		n/a		
Unit 14										
14A	Trapping		119	0	0	119		n/a		
14B	Trapping		82	0	0	82		n/a		
14C	Trapping		35	0	0	35		n/a		7 trappers took 35 beavers. Two Successful trappers, coded to "Unknown Mode of Transportation", went in on foot. The transport mode to where they walked in is unknown.
14	**TOTAL UNIT**		236	0	0	236		n/a		
Unit 15										
15A	Trapping		41	0	0	41		n/a		
15B	Trapping		5	0	0	5		n/a		
15C	Trapping		47	0	0	47		n/a		
15	**TOTAL UNIT**		93	0	0	93		n/a		
Unit 16										
16A	Trapping		39	0	0	39		n/a		
16B	Trapping		48	0	0	48		n/a		
16	**TOTAL UNIT**		87	0	0	87		n/a		

1993-94 HARVEST INFORMATION BY SPECIES: BEAVER

GMU	TYPE	HUNT	TOTAL HARVEST	SEX			DLP	UNREPORTED ILLEGAL	AVERAGE HORN LGTH./ ANTLER WIDTH	COMMENTS
				MALE	FEMALE	UNKNOWN				
Unit 17										
17A	Trapping		107	0	0	107		n/a		13 successful trappers (avg=8.2)
17B	Trapping		130	0	0	130		n/a		12 successful trappers (avg=10.8)
17C	Trapping		456	0	0	456		n/a		33 successful trappers (avg=13.8)
17	**TOTAL UNIT**		693	0	0	693		n/a		
Unit 18										
18	Trapping		634	0	0	634		n/a		
18	**TOTAL UNIT**		634	0	0	634		n/a		
Unit 19										
19A	Trapping		64	0	0	64		n/a		
19B	Trapping		4	0	0	4		n/a		
19C	Trapping		0	0	0	0		n/a		
19D	Trapping		86	0	0	86		n/a		
19	**TOTAL UNIT**		154	0	0	154		n/a		
Unit 20										
20A	Trapping		68	0	0	68		n/a		
20B	Trapping		660	0	0	660		n/a		
20C	Trapping		177	0	0	177		n/a		
20D	Trapping		12	0	0	12		n/a		
20E	Trapping		9	0	0	9		n/a		
20F	Trapping		16	0	0	16		n/a		
20	**TOTAL UNIT**		942	0	0	942		n/a		
Unit 21										
21A	Trapping		111	0	0	111		n/a		
21B	Trapping		14	0	0	14		n/a		
21D	Trapping		205	0	0	205		n/a		
21E	Trapping		0	0	0	0		n/a		
21	**TOTAL UNIT**		330	0	0	330		n/a		
Unit 22										
22A	Trapping		11	0	0	11		n/a		4 trappers took 11 beavers. Transportation data reflect mode of transport for each animal taken
22B	Trapping		4	0	0	4		n/a		1 trapper took 4 beavers. Transportation data reflect mode of transport for each animal taken
22C	Trapping		25	0	0	25		n/a		4 trappers took 25 beavers. Transportation data reflect mode of transport for each animal taken

1993-94 HARVEST INFORMATION BY SPECIES: BEAVER

GMU	TYPE	HUNT	TOTAL HARVEST	SEX MALE	SEX FEMALE	SEX UNKNOWN	DLP	UNREPORTED ILLEGAL	AVERAGE HORN LGTH./ ANTLER WIDTH	COMMENTS
Unit 22										
22D	Trapping		1	0	0	1		n/a		
22	**TOTAL UNIT**		41	0	0	41		n/a		
Unit 23										
23	Trapping		10	0	0	10		n/a		
23	**TOTAL UNIT**		10	0	0	10		n/a		
Unit 24										
24	Trapping		324	0	0	324		n/a		310 trappers took 324 beavers
24	**TOTAL UNIT**		324	0	0	324		n/a		
Unit 25										
25A	Trapping		8	0	0	8		n/a		5 trappers took 8 beavers
25B	Trapping		22	0	0	22		n/a		
25C	Trapping		3	0	0	3		n/a		
25D	Trapping		68	0	0	68		n/a		9 trappers took 68 beavers
25	**TOTAL UNIT**		101	0	0	101		n/a		
	TOTAL STATEWIDE		4615	0	0	4615		n/a		

1993-94 HARVEST INFORMATION BY SPECIES: BISON

GMU	TYPE	HUNT	TOTAL HARVEST	SEX			DLP	UNREPORTED ILLEGAL	AVERAGE HORN LGTH./ ANTLER WIDTH	COMMENTS
				MALE	FEMALE	UNKNOWN				
Unit 19										
19C	Drawing	DI351	8	7	1	0		0		
19C	Drawing	DI352	12	2	10	0		0		
19C	**TOTAL SUBUNIT**		20	9	11	0		0		
19	**TOTAL UNIT**		20	9	11	0		0		
Unit 20										
20D	Drawing	DI403	84	50	34	0		0		
20D	Drawing	DI404	26	1	25	0		0		
20D	**TOTAL SUBUNIT**		110	51	59	0		0		
20	**TOTAL UNIT**		110	51	59	0		0		
	TOTAL STATEWIDE		130	60	70	0		0		

1993-94 HARVEST INFORMATION BY SPECIES: BLACK BEAR

GMU	TYPE	HUNT	TOTAL HARVEST	SEX MALE	SEX FEMALE	SEX UNKNOWN	UNREPORTED DLP	UNREPORTED ILLEGAL	AVERAGE HORN LGTH./ ANTLER WIDTH	COMMENTS
Unit 01										
01A	General Season		50	46	4	0		0		
01B	General Season		13	9	4	0		0		
01C	DLP						1	0		
01C	General Season		56	52	4	0		0		
01C	**TOTAL SUBUNIT**		56	52	4	0	1	0		
01D	General Season		19	13	6	0		0		
01	**TOTAL UNIT**		138	120	18	0	1	0		
Unit 02										
02	General Season		220	165	50	5		0		
02	**TOTAL UNIT**		220	165	50	5	0	0		
Unit 03										
03	DLP						4	0		
03	General Season		229	177	49	3		0		
03	**TOTAL UNIT**		229	177	49	3	4	0		
Unit 05										
05A	General Season		10	8	2	0		0		
05B	General Season		0	0	0	0		0		
05	**TOTAL UNIT**		10	8	2	0	0	0		
Unit 06										
06A	General Season		11	11	0	0		0		
06B	General Season		3	2	1	0		0		
06C	General Season		15	12	3	0		0		
06D	DLP						2	0		
06D	General Season		116	90	25	1		0		
06D	**TOTAL SUBUNIT**		116	90	25	1	2	0		
06	**TOTAL UNIT**		145	115	29	1	2	0		
Unit 07										
07	DLP						2	0		
07	General Season		90	70	19	1		0		
07	**TOTAL UNIT**		90	70	19	1	2	0		
Unit 09										
09A	General Season		1	1	0	0		0		
09B	General Season		0	0	0	0		0		
09C	General Season		0	0	0	0		0		No black bear present 9C
09D	General Season		0	0	0	0		0		No black bear present 9D
09E	General Season		0	0	0	0		0		No black bear present 9E
09	**TOTAL UNIT**		1	1	0	0		0		

1993-94 HARVEST INFORMATION BY SPECIES: BLACK BEAR

GMU	TYPE	HUNT	TOTAL HARVEST	SEX			DLP	UNREPORTED ILLEGAL	AVERAGE HORN LGTH./ ANTLER WIDTH	COMMENTS
				MALE	FEMALE	UNKNOWN				
Unit 11										
11	General Season		18	14	4	0		0		
11	**TOTAL UNIT**		18	14	4	0	0	0		
Unit 12										
12	DLP						5	0		
12	General Season		27	20	6	1		0		
12	**TOTAL UNIT**		27	20	6	1	5	0		
Unit 13										
13A	General Season		7	5	1	1		0		
13B	General Season		5	4	1	0		0		
13C	General Season		1	1	0	0		0		
13D	DLP						2	0		
13D	General Season		24	15	8	1		0		
13D	**TOTAL SUBUNIT**		24	15	8	1	2	0		
13E	General Season		25	18	7	0		0		
13	**TOTAL UNIT**		62	43	17	2	2	0		
Unit 14										
14A	DLP						3	0		DLP = 3 males (1 illegal)
14A	General Season		24	14	9	1		0		
14A	**TOTAL SUBUNIT**		24	14	9	1	3	0		
14B	General Season		10	5	5	0		0		
14C	DLP						5	0		DLP = 2 males, 2 females, 1 unknown sex
14C	General Season		12	9	3	0		0		
14C	**TOTAL SUBUNIT**		12	9	3	0	5	0		
14	**TOTAL UNIT**		46	28	17	1	8	0		
Unit 15										
15A	DLP						2	0		
15A	General Season		31	21	9	1		0		
15A	**TOTAL SUBUNIT**		31	21	9	1	2	0		
15B	General Season		15	14	1	0		0		
15C	DLP						2	0		
15C	General Season		61	46	15	0		0		
15C	**TOTAL SUBUNIT**		61	46	15	0	2	0		
15Z	General Season		1	0	0	1		0		
15	**TOTAL UNIT**		108	81	25	2	4	0		
Unit 16										
16A	DLP						2	0		DLP = 2 males (1 roadkilled)
16A	General Season		44	35	9	0		0		
16A	**TOTAL SUBUNIT**		44	35	9	0	2	0		

1993-94 HARVEST INFORMATION BY SPECIES: BLACK BEAR

GMU	TYPE	HUNT	TOTAL HARVEST	SEX MALE	SEX FEMALE	SEX UNKNOWN	DLP	UNREPORTED ILLEGAL	AVERAGE HORN LGTH./ ANTLER WIDTH	COMMENTS
Unit 16										
16B	DLP						1	0		DLP = 1 male
16B	General Season		70	49	19	2		0		
16B	**TOTAL SUBUNIT**		70	49	19	2	1	0		
16	**TOTAL UNIT**		114	84	28	2	3	0		
Unit 17										
17A	General Season		0	0	0	0		0		No sealing required in GMU 17
17B	General Season		1	1	0	0		0		No sealing required in GMU 17
17C	General Season		0	0	0	0		0		No sealing required in GMU 17
17	**TOTAL UNIT**		1	1	0	0		0		
Unit 18										
18	General Season		0	0	0	0		0		No sealing required in GMU 18
18	**TOTAL UNIT**		0	0	0	0		0		
Unit 19										
19A	General Season		n/a	n/a	n/a	n/a		0		No sealing required in GMU 19
19B	General Season		n/a	n/a	n/a	n/a		0		No sealing required in GMU 19
19C	General Season		n/a	n/a	n/a	n/a		0		No sealing required in GMU 19
19D	General Season		n/a	n/a	n/a	n/a		0		No sealing required in GMU 19
19	**TOTAL UNIT**		n/a	n/a	n/a	n/a		0		
Unit 20										
20A	DLP						1	0		
20A	General Season		45	27	17	1		0		
20A	**TOTAL SUBUNIT**		45	27	17	1	1	0		
20B	General Season		137	90	43	4		0		
20C	General Season		20	15	4	1		0		
20D	General Season		25	13	11	1		0		
20E	General Season		10	7	3	0		0		
20F	General Season		40	29	11	0		0		
20	**TOTAL UNIT**		277	181	89	7	1	0		
Unit 21										
21A	General Season		n/a	n/a	n/a	n/a		0		No sealing required in GMU 21
21B	General Season		0	0	0	0		0		No sealing required in GMU 21
21C	General Season		0	0	0	0		0		No sealing required in GMU 21
21D	General Season		0	0	0	0		0		No sealing required in GMU 21
21E	General Season		n/a	n/a	n/a	n/a		0		No sealing required in GMU 21
21	**TOTAL UNIT**		n/a	n/a	n/a	n/a		0		

1993-94 HARVEST INFORMATION BY SPECIES: BLACK BEAR

GMU	TYPE	HUNT	TOTAL HARVEST	SEX			DLP	UNREPORTED ILLEGAL	AVERAGE HORN LGTH./ ANTLER WIDTH	COMMENTS
				MALE	FEMALE	UNKNOWN				
Unit 22										
22A	General Season		n/a	n/a	n/a	n/a		0		No sealing required in GMU 22
22B	General Season		n/a	n/a	n/a	n/a		0		No sealing required in GMU 22
22C	General Season		n/a	n/a	n/a	n/a		0		No sealing required in GMU 22
22D	General Season		n/a	n/a	n/a	n/a		0		No sealing required in GMU 22
22E	General Season		n/a	n/a	n/a	n/a		0		
22	**TOTAL UNIT**		n/a	n/a	n/a	n/a		0		
Unit 23										
23	General Season		n/a	n/a	n/a	n/a		0		No harvest information collected for black bears in Unit 23: sealing not required.
23	**TOTAL UNIT**		n/a	n/a	n/a	n/a		0		
Unit 24										
24	General Season		4	3	1	0		0		No sealing required in GMU 24
24	**TOTAL UNIT**		4	3	1	0		0		
Unit 25										
25A	General Season		n/a	n/a	n/a	n/a		0		No sealing required in GMU 25
25B	General Season		n/a	n/a	n/a	n/a		0		No sealing required in GMU 25
25C	DLP						1	0		
25C	General Season		3	3	0	0		0		
25C	**TOTAL SUBUNIT**		3	3	0	0	1	0		
25D	General Season		n/a	n/a	n/a	n/a		0		No sealing required in GMU 25
25	**TOTAL UNIT**		3	3	n/a	n/a		0		
Unit 26										
26A	General Season		n/a	n/a	n/a	n/a		0		No sealing required in GMU 26
26B	General Season		n/a	n/a	n/a	n/a		0		No sealing required in GMU 26
26C	General Season		n/a	n/a	n/a	n/a		0		No sealing required in GMU 26
26	**TOTAL UNIT**		n/a	n/a	n/a	n/a		0		
Unit 27										
27Z	General Season		1	0	0	1		0		
27	**TOTAL UNIT**		1	0	0	1		0		
	TOTAL STATEWIDE		1494	1114	354	26	33	0		

1993-94 HARVEST INFORMATION BY SPECIES: BROWN BEAR

GMU	TYPE	HUNT	TOTAL HARVEST	SEX MALE	SEX FEMALE	SEX UNKNOWN	DLP	UNREPORTED ILLEGAL	AVERAGE HORN LGTH./ ANTLER WIDTH	COMMENTS
Unit 01										
01A	Registration	RB062	0	0	0	0		0		
01A	Registration	RB072	4	3	1	0		0		
01A	**TOTAL SUBUNIT**		4	3	1	0		0		
01B	Registration	RB062	2	1	1	0		0		
01B	Registration	RB072	1	1	0	0		0		
01B	**TOTAL SUBUNIT**		3	2	1	0		0		
01C	Registration	RB062	2	2	0	0		0		
01C	Registration	RB072	5	2	3	0		0		
01C	**TOTAL SUBUNIT**		7	4	3	0		0		
01D	DLP						1	0		
01D	Registration	RB062	8	6	2	0		0		
01D	Registration	RB072	3	3	0	0		0		
01D	**TOTAL SUBUNIT**		11	9	2	0	1	0		
01	**TOTAL UNIT**		25	18	7	0	1	0		
Unit 04										
04	DLP						4	0		
04	Registration	RB078	9	6	3	0		0		
04	Registration	RB079	19	9	10	0		0		
04	Registration	RB087	8	7	1	0		0		
04	Registration	RB088	9	7	2	0		0		
04	Registration	RB089	58	38	20	0		0		
04	**TOTAL UNIT**		103	67	36	0	4	0		
Unit 05										
05A	General Season		26	16	10	0		0		2 hunters did not report days hunted
05B	General Season		4	3	1	0		0		
05	**TOTAL UNIT**		30	19	11	0	0	0		
Unit 06										
06A	DLP						1	0		
06A	General Season		5	3	2	0		0		
06A	**TOTAL SUBUNIT**		5	3	2	0	1	0		
06B	General Season		1	0	1	0		0		
06C	General Season		0	0	0	0		0		
06D	General Season		15	12	3	0		0		
06	**TOTAL UNIT**		21	15	6	0	1	0		
Unit 07										
07	DLP						1	0		
07	General Season		3	3	0	0		0		
07	**TOTAL UNIT**		3	3	0	0	1	0		

1993-94 HARVEST INFORMATION BY SPECIES: BROWN BEAR

GMU	TYPE	HUNT	TOTAL HARVEST	SEX			DLP	UNREPORTED ILLEGAL	AVERAGE HORN LGTH./ ANTLER WIDTH	COMMENTS
				MALE	FEMALE	UNKNOWN				
Unit 08										
08	DLP						5	0		
08	Drawing	DB201	0	0	0	0		0		
08	Registration	RB201	1	0	1	0		0		
08	**TOTAL HUNT**	B201	1	0	1	0		0		
08	Drawing	DB202	0	0	0	0		0		
08	Registration	RB202	1	1	0	0		0		
08	**TOTAL HUNT**	B202	1	1	0	0		0		
08	Drawing	DB203	1	1	0	0		0		
08	Registration	RB203	2	2	0	0		0		
08	**TOTAL HUNT**	B203	3	3	0	0		0		
08	Drawing	DB204	1	0	1	0		0		
08	Registration	RB204	1	0	1	0		0		
08	**TOTAL HUNT**	B204	2	0	2	0		0		
08	Drawing	DB205	1	1	0	0		0		
08	Registration	RB205	2	1	1	0		0		
08	**TOTAL HUNT**	B205	3	2	1	0		0		
08	Drawing	DB206	0	0	0	0		0		
08	Registration	RB206	2	2	0	0		0		
08	**TOTAL HUNT**	B206	2	2	0	0		0		
08	Drawing	DB207	1	1	0	0		0		
08	Registration	RB207	1	1	0	0		0		
08	**TOTAL HUNT**	B207	2	2	0	0		0		
08	Drawing	DB208	3	2	1	0		0		
08	Registration	RB208	2	1	1	0		0		
08	**TOTAL HUNT**	B208	5	3	2	0		0		
08	Drawing	DB209	0	0	0	0		0		
08	Registration	RB209	0	0	0	0		0		
08	**TOTAL HUNT**	B209	0	0	0	0		0		
08	Drawing	DB210	0	0	0	0		0		
08	Registration	RB210	2	1	1	0		0		
08	**TOTAL HUNT**	B210	2	1	1	0		0		
08	Drawing	DB211	2	2	0	0		0		
08	Registration	RB211	2	2	0	0		0		
08	**TOTAL HUNT**	B211	4	4	0	0		0		
08	Drawing	DB212	1	0	1	0		0		
08	Registration	RB212	0	0	0	0		0		
08	**TOTAL HUNT**	B212	1	0	1	0		0		
08	Drawing	DB213	3	0	3	0		0		
08	Registration	RB213	2	2	0	0		0		
08	**TOTAL HUNT**	B213	5	2	3	0		0		
08	Drawing	DB214	0	0	0	0		0		
08	Registration	RB214	0	0	0	0		0		
08	**TOTAL HUNT**	B214	0	0	0	0		0		
08	Drawing	DB215	1	1	0	0		0		
08	Registration	RB215	0	0	0	0		0		
08	**TOTAL HUNT**	B215	1	1	0	0		0		
08	Drawing	DB216	2	1	1	0		0		
08	Registration	RB216	1	1	0	0		0		
08	**TOTAL HUNT**	B216	3	2	1	0		0		

1993-94 HARVEST INFORMATION BY SPECIES: BROWN BEAR

GMU	TYPE	HUNT	TOTAL HARVEST	SEX			DLP	UNREPORTED ILLEGAL	AVERAGE HORN LGTH./ ANTLER WIDTH	COMMENTS
				MALE	FEMALE	UNKNOWN				
Unit 08										
08	Drawing	DB217	1	1	0	0		0		
08	Registration	RB217	1	0	1	0		0		
08	**TOTAL HUNT**	B217	2	1	1	0		0		
08	Drawing	DB218	0	0	0	0		0		
08	Registration	RB218	1	1	0	0		0		
08	**TOTAL HUNT**	B218	1	1	0	0		0		
08	Drawing	DB219	0	0	0	0		0		
08	Registration	RB219	0	0	0	0		0		
08	**TOTAL HUNT**	B219	0	0	0	0		0		
08	Drawing	DB220	0	0	0	0		0		
08	Registration	RB220	0	0	0	0		0		
08	**TOTAL HUNT**	B220	0	0	0	0		0		
08	Drawing	DB221	0	0	0	0		0		
08	Registration	RB221	0	0	0	0		0		
08	**TOTAL HUNT**	B221	0	0	0	0		0		
08	Drawing	DB222	1	1	0	0		0		
08	Registration	RB222	1	1	0	0		0		
08	**TOTAL HUNT**	B222	2	2	0	0		0		
08	Drawing	DB223	1	0	1	0		0		
08	Registration	RB223	0	0	0	0		0		
08	**TOTAL HUNT**	B223	1	0	1	0		0		
08	Drawing	DB224	2	2	0	0		0		
08	Registration	RB224	1	0	1	0		0		
08	**TOTAL HUNT**	B224	3	2	1	0		0		
08	Drawing	DB225	0	0	0	0		0		
08	Registration	RB225	0	0	0	0		0		
08	**TOTAL HUNT**	B225	0	0	0	0		0		
08	Drawing	DB226	0	0	0	0		0		
08	Registration	RB226	1	1	0	0		0		
08	**TOTAL HUNT**	B226	1	1	0	0		0		
08	Drawing	DB227	2	0	2	0		0		
08	Registration	RB227	1	1	0	0		0		
08	**TOTAL HUNT**	B227	3	1	2	0		0		
08	Drawing	DB228	1	1	0	0		0		
08	Registration	RB228	0	0	0	0		0		
08	**TOTAL HUNT**	B228	1	1	0	0		0		
08	Drawing	DB229	3	1	2	0		0		
08	Registration	RB229	1	0	1	0		0		
08	**TOTAL HUNT**	B229	4	1	3	0		0		
08	Registration	RB230	1	1	0	0		0		
08	Drawing	DB231	1	0	1	0		0		
08	Registration	RB231	1	1	0	0		0		
08	**TOTAL HUNT**	B231	2	1	1	0		0		
08	Drawing	DB232	1	1	0	0		0		
08	Registration	RB232	2	2	0	0		0		
08	**TOTAL HUNT**	B232	3	3	0	0		0		
08	Drawing	DB233	2	2	0	0		0		
08	Registration	RB233	3	2	1	0		0		
08	**TOTAL HUNT**	B233	5	4	1	0		0		

1993-94 HARVEST INFORMATION BY SPECIES: BROWN BEAR

GMU	TYPE	HUNT	TOTAL HARVEST	SEX			DLP	UNREPORTED ILLEGAL	AVERAGE HORN LGTH./ ANTLER WIDTH	COMMENTS
				MALE	FEMALE	UNKNOWN				
Unit 08										
08	Drawing	DB234	1	1	0	0		0		
08	Registration	RB234	3	2	1	0		0		
08	**TOTAL HUNT**	B234	4	3	1	0		0		
08	Drawing	DB235	2	1	1	0		0		
08	Registration	RB235	2	2	0	0		0		
08	**TOTAL HUNT**	B235	4	3	1	0		0		
08	Drawing	DB236	3	2	1	0		0		
08	Registration	RB236	1	1	0	0		0		
08	**TOTAL HUNT**	B236	4	3	1	0		0		
08	Drawing	DB237	3	3	0	0		0		
08	Registration	RB237	3	3	0	0		0		
08	**TOTAL HUNT**	B237	6	6	0	0		0		
08	Drawing	DB238	2	1	1	0		0		
08	Registration	RB238	2	1	1	0		0		
08	**TOTAL HUNT**	B238	4	2	2	0		0		
08	Drawing	DB239	0	0	0	0		0		
08	Registration	RB239	3	2	1	0		0		
08	**TOTAL HUNT**	B239	3	2	1	0		0		
08	Drawing	DB240	1	1	0	0		0		
08	Registration	RB240	1	0	1	0		0		
08	**TOTAL HUNT**	B240	2	1	1	0		0		
08	Drawing	DB241	1	0	1	0		0		
08	Registration	RB241	4	1	3	0		0		
08	**TOTAL HUNT**	B241	5	1	4	0		0		
08	Drawing	DB242	1	1	0	0		0		
08	Registration	RB242	2	2	0	0		0		
08	**TOTAL HUNT**	B242	3	3	0	0		0		
08	Drawing	DB243	3	1	2	0		0		
08	Registration	RB243	1	1	0	0		0		
08	**TOTAL HUNT**	B243	4	2	2	0		0		
08	Drawing	DB244	2	2	0	0		0		
08	Registration	RB244	1	1	0	0		0		
08	**TOTAL HUNT**	B244	3	3	0	0		0		
08	Drawing	DB245	2	1	1	0		0		
08	Registration	RB245	1	1	0	0		0		
08	**TOTAL HUNT**	B245	3	2	1	0		0		
08	Drawing	DB246	2	1	0	1		0		
08	Registration	RB246	2	2	0	0		0		
08	**TOTAL HUNT**	B246	4	3	0	1		0		
08	Drawing	DB247	1	0	1	0		0		
08	Registration	RB247	1	1	0	0		0		
08	**TOTAL HUNT**	B247	2	1	1	0		0		
08	Drawing	DB248	0	0	0	0		0		
08	Registration	RB248	4	3	1	0		0		
08	**TOTAL HUNT**	B248	4	3	1	0		0		
08	Drawing	DB249	0	0	0	0		0		
08	Registration	RB249	1	1	0	0		0		
08	**TOTAL HUNT**	B249	1	1	0	0		0		

1993-94 HARVEST INFORMATION BY SPECIES: BROWN BEAR

GMU	TYPE	HUNT	TOTAL HARVEST	SEX			DLP	UNREPORTED ILLEGAL	AVERAGE HORN LGTH./ ANTLER WIDTH	COMMENTS
				MALE	FEMALE	UNKNOWN				
Unit 08										
08	Drawing	DB250	0	0	0	0		0		
08	Registration	RB250	2	2	0	0		0		
08	**TOTAL HUNT**	B250	2	2	0	0		0		
08	Drawing	DB251	1	1	0	0		0		
08	Registration	RB251	2	2	0	0		0		
08	**TOTAL HUNT**	B251	3	3	0	0		0		
08	Drawing	DB252	2	1	1	0		0		
08	Registration	RB252	3	3	0	0		0		
08	**TOTAL HUNT**	B252	5	4	1	0		0		
08	Drawing	DB253	0	0	0	0		0		
08	Registration	RB253	2	1	1	0		0		
08	**TOTAL HUNT**	B253	2	1	1	0		0		
08	Drawing	DB254	0	0	0	0		0		
08	Registration	RB254	1	1	0	0		0		
08	**TOTAL HUNT**	B254	1	1	0	0		0		
08	Drawing	DB255	3	2	1	0		0		
08	Registration	RB255	1	1	0	0		0		
08	**TOTAL HUNT**	B255	4	3	1	0		0		
08	Drawing	DB256	1	1	0	0		0		
08	Registration	RB256	2	2	0	0		0		
08	**TOTAL HUNT**	B256	3	3	0	0		0		
08	Drawing	DB257	2	2	0	0		0		
08	Registration	RB257	1	1	0	0		0		
08	**TOTAL HUNT**	B257	3	3	0	0		0		
08	Drawing	DB258	3	1	2	0		0		
08	Registration	RB258	1	1	0	0		0		
08	**TOTAL HUNT**	B258	4	2	2	0		0		
08	Drawing	DB259	6	6	0	0		0		
08	Registration	RB259	6	2	4	0		0		
08	**TOTAL HUNT**	B259	12	8	4	0		0		
08	Registration	RB260	1	0	1	0		0		
08	Registration	RB270	0	0	0	0		0		
08	Registration	RB280	3	1	2	0		0		
08	**TOTAL UNIT**		163	112	50	1	5	0		
Unit 09										
09A	DLP						1	0		
09A	General Season		36	27	9	0		0		
09A	**TOTAL SUBUNIT**		36	27	9	0	1	0		
09B	DLP						1	0		
09B	General Season		35	26	8	1		0		
09B	**TOTAL SUBUNIT**		35	26	8	1	1	0		
09C	DLP						4	0		DLP = 1 female, 3 unknown sex
09C	General Season		21	15	6	0		0		
09C	Registration	RB361	6	4	2	0		0		
09C	Registration	RB371	5	4	1	0		0		
09C	**TOTAL SUBUNIT**		32	23	9	0	4	0		

1993-94 HARVEST INFORMATION BY SPECIES: BROWN BEAR

GMU	TYPE	HUNT	TOTAL HARVEST	SEX			UNREPORTED		AVERAGE HORN LGTH./ ANTLER WIDTH	COMMENTS
				MALE	FEMALE	UNKNOWN	DLP	ILLEGAL		
Unit 09										
09D	DLP						3	0		
09D	General Season		111	76	34	1		0		
09D	Registration	RB362	3	2	1	0		0		
09D	Registration	RB372	2	0	2	0		0		
09D	**TOTAL SUBUNIT**		116	78	37	1	3	0		
09E	DLP						8	0		DLP = unreported, unsalvaged by hunters. Hides may have been sealed after discovery in the field.
09E	General Season		264	182	82	0		0		
09E	Federal	RB364	0	0	0	0	0			Hunt held, No effort
09E	**TOTAL SUBUNIT**		264	182	82	0	8			
09	**TOTAL UNIT**		483	336	145	2	17			
Unit 10										
10	DLP						3	0		DLP = unreported, unsalvaged by hunters. Hides may have been sealed after discovery in the field.
10	Drawing	DB375	4	3	1	0		0		
10	Drawing	DB376	4	3	1	0		0		
10	**TOTAL UNIT**		8	6	2	0	3	0		
Unit 11										
11	General Season		4	2	2	0		0		
11	**TOTAL UNIT**		4	2	2	0	0	0		
Unit 12										
12	DLP						1	0		
12	General Season		18	11	7	0		0		
12	**TOTAL UNIT**		18	11	7	0	1	0		
Unit 13										
13A	General Season		7	5	2	0		0		
13B	General Season		4	4	0	0		0		
13C	General Season		7	6	1	0		0		
13D	DLP						1	0		
13D	General Season		17	9	8	0		0		
13D	**TOTAL SUBUNIT**		17	9	8	0	1	0		
13E	DLP						1	0		
13E	General Season		31	14	16	1		0		
13E	**TOTAL SUBUNIT**		31	14	16	1	1	0		
13	**TOTAL UNIT**		66	38	27	1	2	0		
Unit 14										
14A	General Season		2	2	0	0		0		
14B	General Season		3	1	2	0		0		

1993-94 HARVEST INFORMATION BY SPECIES: BROWN BEAR

GMU	TYPE	HUNT	TOTAL HARVEST	SEX MALE	SEX FEMALE	SEX UNKNOWN	DLP	UNREPORTED ILLEGAL	AVERAGE HORN LGTH./ ANTLER WIDTH	COMMENTS
Unit 14										
14C	DLP						1	0		
14C	General Season		0	0	0	0		0		Hunt held; no success.
14C	**TOTAL SUBUNIT**		0	0	0	0	1	0		
14	**TOTAL UNIT**		5	3	2	0	1	0		
Unit 15										
15A	DLP						2	0		
15A	General Season		3	3	0	0		0		
15A	**TOTAL SUBUNIT**		3	3	0	0	2	0		
15B	DLP						2	0		
15B	General Season		6	2	4	0		0		
15B	**TOTAL SUBUNIT**		6	2	4	0	2	0		
15C	DLP						1	0		
15C	General Season		4	3	1	0		0		
15C	**TOTAL SUBUNIT**		4	3	1	0	1	0		
15	**TOTAL UNIT**		13	8	5	0	5	0		
Unit 16										
16A	General Season		2	2	0	0		0		
16B	DLP						1	0		DLP = 1 female
16B	General Season		38	26	12	0		0		
16B	**TOTAL SUBUNIT**		38	26	12	0	1	0		
16	**TOTAL UNIT**		40	28	12	0	1	0		
Unit 17										
17A	General Season		3	1	2	0		0		
17A	Registration	WBB	0	0	0	0		0		WBB = Western Brown Bear subsistence hunt. Hunt held, no effort
17A	**TOTAL SUBUNIT**		3	1	2	0		0		
17B	General Season		22	16	6	0		0		
17B	Registration	WBB	0	0	0	0		0		WBB = Western Brown Bear subsistence hunt. Hunt held, no effort
17B	**TOTAL SUBUNIT**		22	16	6	0		0		
17C	DLP						2	0		
17C	General Season		8	4	4	0		0		
17C	**TOTAL SUBUNIT**		8	4	4	0	2	0		
17	**TOTAL UNIT**		33	21	12	0	2	0		
Unit 18										
18	General Season		3	2	1	0		0		
18	DLP		n/a				1	0		
18	Registration	WBB	4	4	0	0		0		WBB = Western Brown Bear subsistence hunt
18	**TOTAL UNIT**		7	6	1	0	1	0		

1993-94 HARVEST INFORMATION BY SPECIES: BROWN BEAR

GMU	TYPE	HUNT	TOTAL HARVEST	SEX			DLP	UNREPORTED ILLEGAL	AVERAGE HORN LGTH./ ANTLER WIDTH	COMMENTS
				MALE	FEMALE	UNKNOWN				
Unit 19										
19A	General Season		4	2	2	0		0		
19A	Registration	WBB	0	0	0	0		0		WBB = Western Brown Bear subsistence hunt. Hunt held, no effort
19A	**TOTAL SUBUNIT**		4	2	2	0		0		
19B	General Season		24	17	7	0		0		
19B	Registration	WBB	0	0	0	0		0		WBB = Western Brown Bear subsistence hunt. Hunt held, no effort
19B	**TOTAL SUBUNIT**		24	17	7	0		0		
19C	General Season		14	5	9	0		0		
19D	General Season		1	1	0	0		0		
19	**TOTAL UNIT**		43	25	18	0	0	0		
Unit 20										
20A	DLP						5	0		
20A	General Season		14	9	5	0		0		
20A	**TOTAL SUBUNIT**		14	9	5	0	5	0		
20B	General Season		2	1	1	0		0		
20C	General Season		1	0	1	0		0		
20D	General Season		8	6	2	0		0		
20E	General Season		21	9	12	0		0		
20F	General Season		1	0	1	0		0		
20	**TOTAL UNIT**		47	25	22	0	5	0		
Unit 21										
21A	General Season		0	0	0	0		0		
21B	General Season		0	0	0	0		0		
21C	General Season		1	0	1	0		0		
21D	General Season		3	2	1	0		0		
21E	General Season		2	2	0	0		0		
21	**TOTAL UNIT**		6	4	2	0	0	0		
Unit 22										
22A	General Season		4	4	0	0		0		
22B	General Season		11	5	5	1		0		
22B	Drawing	DB688	2	1	1	0		0		
22B	Drawing	DB698	6	6	0	0		0		
22B	**TOTAL SUBUNIT**		19	12	6	1		0		
22C	DLP						1	0		
22C	General Season		7	5	2	0		0		
22C	Drawing	DB688	2	0	2	0		0		
22C	Drawing	DB698	0	0	0	0		0		Hunt held. No effort, no success.
22C	**TOTAL SUBUNIT**		9	5	4	0	1	0		

1993-94 HARVEST INFORMATION BY SPECIES: BROWN BEAR

GMU	TYPE	HUNT	TOTAL HARVEST	SEX			DLP	UNREPORTED ILLEGAL	AVERAGE HORN LGTH./ ANTLER WIDTH	COMMENTS
				MALE	FEMALE	UNKNOWN				
Unit 22										
22D	General Season		6	4	2	0		0		
22D	Drawing	DB689	1	0	1	0		0		
22D	Drawing	DB699	2	1	1	0		0		
22D	**TOTAL SUBUNIT**		9	5	4	0		0		
22E	General Season		3	2	1	0		0		
22E	Drawing	DB689	0	0	0	0		0		Hunt held. No effort, no success.
22E	Drawing	DB699	0	0	0	0		0		Hunt held. No effort, no success.
22E	**TOTAL SUBUNIT**		3	2	1	0		0		
22	**TOTAL UNIT**		44	28	15	1	1	0		
Unit 23										
23	DLP						2			DLP = 1 male, 1 unknown sex
23	General Season		23	17	6	0		0		
23	Drawing	DB781	7	6	1	0		0		
23	Drawing	DB791	5	5	0	0		0		
23	Registration	NWBB	5	0	0	5		0		NWBB = Northwest Brown Bear subsistence hunt. Use of aircraft not permitted for transporting hunters, gear or bears harvested except to and from state-maintained airports. Thirty four residents of Unit 23 and 7 nonlocal Alaskan residents did not report. This hunt open to residents of Alaska only.
23	**TOTAL UNIT**		40	28	7	5	2	0		
Unit 24										
24	DLP						2	0		
24	General Season		7	7	0	0		0		
24	Registration	NWBB	0	0	0	0		0		NWBB = Northwest Brown Bear subsistence hunt. Hunt held. No effort. Use of aircraft not permitted for transporting hunters, gear or bears harvested except to and from state-maintained airports
24	**TOTAL UNIT**		7	7	0	0	2	0		
Unit 25										
25A	General Season		4	3	1	0		0		
25A	Drawing	DB882	2	0	2	0		0		
25A	Drawing	DB883	0	0	0	0		0		
25A	Drawing	DB884	2	2	0	0		0		
25A	Drawing	DB892	0	0	0	0		0		No permits issued
25A	Drawing	DB893	0	0	0	0		0		No permits issued
25A	Drawing	DB894	0	0	0	0		0		No permits issued
25A	**TOTAL SUBUNIT**		8	5	3	0		0		

1993-94 HARVEST INFORMATION BY SPECIES: BROWN BEAR

GMU	TYPE	HUNT	TOTAL HARVEST	SEX			DLP	UNREPORTED ILLEGAL	AVERAGE HORN LGTH./ ANTLER WIDTH	COMMENTS
				MALE	FEMALE	UNKNOWN				
Unit 25										
25B	General Season		2	2	0	0		0		
25C	General Season		3	3	0	0		0		
25D	General Season		0	0	0	0		0		
25	**TOTAL UNIT**		13	10	3	0	0	0		
Unit 26										
26A	DLP						2	0		
26A	General Season		11	8	3	0		0		
26A	Drawing	DB985	5	4	0	1		0		
26A	Drawing	DB986	1	1	0	0		0		
26A	Drawing	DB995	4	4	0	0		0		
26A	Drawing	DB996	2	1	1	0		0		
26A	Registration	NWBB	0	0	0	0		0		NWBB = Northwest Brown Bear subsistence hunt. Hunt held. No success. Use of aircraft not permitted for transporting hunters, gear or bears harvested except to and from state-maintained airports
26A	**TOTAL SUBUNIT**		23	18	4	1	2	0		
26B	General Season		10	5	4	1		0		
26B	Drawing	DB987	2	0	2	0		0		
26B	Drawing	DB997	0	0	0	0		0		No permits issued
26B	**TOTAL SUBUNIT**		12	5	6	1		0		
26C	General Season		7	6	1	0		0		
26C	Drawing	DB988	0	0	0	0		0		1 permit issued, not used
26C	Drawing	DB989	0	0	0	0		0		No permits issued
26C	Drawing	DB998	0	0	0	0		0		No permits issued
26C	Drawing	DB999	0	0	0	0		0		No permits issued
26C	**TOTAL SUBUNIT**		7	6	1	0		0		
26	**TOTAL UNIT**		42	29	11	2	2	0		
Unit 27										
27Z	DLP						1	0		
27	**TOTAL UNIT**						1	0		
	TOTAL STATEWIDE		1264	849	403	12	58	0		

1993-94 HARVEST INFORMATION BY SPECIES: CARIBOU

GMU	TYPE	HUNT	TOTAL HARVEST	SEX			DLP	UNREPORTED ILLEGAL	AVERAGE HORN LGTH./ ANTLER WIDTH	COMMENTS
				MALE	FEMALE	UNKNOWN				
Unit 07										
07	Drawing	DC001	29	19	10	0		0		See also Kenai Mts Herd summary
07	**TOTAL UNIT**		29	19	10	0		0		
Unit 08										
08	General Season		5	3	2	0		n/a		"Caribou" on Kodiak Island are feral reindeer
08	**TOTAL UNIT**		5	3	2	0		n/a		
Unit 09										
09A	General Season		n/a	n/a	n/a	n/a		n/a		See Mulchatna Herd summary
09B	General Season		n/a	n/a	n/a	n/a		n/a		See Mulchatna Herd summary
09C	General Season		940	802	137	1		n/a		See also Mulchatna and N. Alaska Peninsula Herd summaries
09D	General Season		0	0	0	0		n/a		Closed by Emergency Order. See also S. Alaska Peninsula Herd summary
09E	General Season		398	357	38	3		n/a		See also N. Alaska Peninsula Herd summary
09	**TOTAL UNIT**		1338	1159	175	4		n/a		
Unit 10										
10	General Season		0	0	0	0		3		These caribou were taken on Umnak Island. No open season. All kills illegal.
10	Federal	RC109	n/a	n/a	n/a	n/a		n/a		Hunt not held. See also S. Alaska Peninsula Herd summary
10	Registration	RC550	236	0	0	236		0		Hunt administered by USFWS. See also Adak Herd summary
10	**TOTAL UNIT**		236	0	0	236		3		
Unit 12										
12	General Season		6	6	0	0		4		See also Chisana Herd summary
12	Federal	RC412	12	12	0	0		n/a		See also Nelchina Herd summary
12	Registration	RC450	19	18	1	0		0		See also Chisana Herd summary
12	Registration	RC460	201	200	1	0		30		See also Nelchina Herd summary
12	**TOTAL UNIT**		238	236	2	0		34		
Unit 13										
13A	Federal	RC513	5	5	0	0		n/a		See also Nelchina Herd summary
13A	Tier II	TC566	1091	793	293	5		0		See also Nelchina Herd summary
13A	**TOTAL SUBUNIT**		1096	798	293	5		0		
13B	Federal	RC513	275	176	95	4		n/a		See also Nelchina Herd summary
13B	Tier II	TC566	1393	914	473	6		0		See also Nelchina Herd summary
13B	**TOTAL SUBUNIT**		1668	1090	568	10		0		
13C	Federal	RC513	0	0	0	0		n/a		See also Nelchina Herd summary
13C	Tier II	TC566	53	43	9	1		0		See also Nelchina Herd summary
13C	**TOTAL SUBUNIT**		53	43	9	1		0		

1993-94 HARVEST INFORMATION BY SPECIES: CARIBOU

GMU	TYPE	HUNT	TOTAL HARVEST	SEX			DLP	UNREPORTED ILLEGAL	AVERAGE HORN LGTH./ ANTLER WIDTH	COMMENTS
				MALE	FEMALE	UNKNOWN				
Unit 13										
13D	Federal	RC513	2	2	0	0		n/a		See also Nelchina Herd summary
13D	Tier II	TC566	15	10	5	0		0		See also Nelchina Herd summary
13D	**TOTAL SUBUNIT**		17	12	5	0		0		
13E	Federal	RC513	39	16	23	0		n/a		See also Nelchina Herd summary
13E	Tier II	TC566	1566	764	796	6		0		See also Nelchina Herd summary
13E	**TOTAL SUBUNIT**		1605	780	819	6		0		
13Z	Federal	RC513	10	3	6	1		n/a		See also Nelchina Herd summary
13Z	Tier II	TC566	621	304	311	6		0		See also Nelchina Herd summary
13Z	**TOTAL SUBUNIT**		631	307	317	7		0		
13	**TOTAL UNIT**		5070	3030	2011	29		0		
Unit 14										
14B	Drawing	DC590	6	4	2	0		0		See also Nelchina Herd summary
14	**TOTAL UNIT**		6	4	2	0		0		
Unit 16										
16A	General Season		0	0	0	0		n/a		See also Rainy Pass Herd summary
16B	General Season		n/a	n/a	n/a	n/a		n/a		See Rainy Pass Herd summary
16	**TOTAL UNIT**		n/a	n/a	n/a	n/a		n/a		
Unit 17										
17A	General Season		n/a	n/a	n/a	n/a		n/a		See Mulchatna Herd summary
17B	General Season		n/a	n/a	n/a	n/a		n/a		See Mulchatna and Nushagak Peninsula Herd summaries
17C	General Season		n/a	n/a	n/a	n/a		n/a		See Mulchatna and Nushagak Peninsula Herd summaries
17Z	General Season		2804	2268	523	13		2000		This data includes harvest from units 17, 19, and 21. See also Mulchatna Caribou Herd summary. Unreported harvest estimated to be about 2000 caribou. Transportation data reflect mode of transport for each animal taken
17	**TOTAL UNIT**		2804	2268	523	13		2000		
Unit 18										
18	General Season		n/a	n/a	n/a	n/a		n/a		See Kilbuck Herd summary
18	Federal	RC718	53	53	0	0		n/a		See also Kilbuck Herd summary
18	Registration	RC767	21	21	0	0		0		See also Kilbuck Herd summary
18	**TOTAL UNIT**		74	74	0	0		0		
Unit 19										
19A	General Season		n/a	n/a	n/a	n/a		n/a		See Beaver Mtns,Sunshine Mtns,and Mulchatna Herd summaries
19B	General Season		n/a	n/a	n/a	n/a		n/a		See Rainy Pass and Mulchatna Herd summaries

1993-94 HARVEST INFORMATION BY SPECIES: CARIBOU

GMU	TYPE	HUNT	TOTAL HARVEST	SEX			DLP	UNREPORTED ILLEGAL	AVERAGE HORN LGTH./ ANTLER WIDTH	COMMENTS
				MALE	FEMALE	UNKNOWN				
Unit 19										
19C	General Season		n/a	n/a	n/a	n/a		n/a		See Big River, Rainy Pass, Tonzona, and Farewell Herd summaries
19D	General Season		n/a	n/a	n/a	n/a		n/a		See Beaver Mtns and Sunshine Mtns Herd summaries
19	**TOTAL UNIT**		n/a	n/a	n/a	n/a		n/a		
Unit 20										
20B	General Season		3	3	0	0		n/a		See also White Mtns and Fortymile Herd summaries
20B	Registration	RC863	15	15	0	0		0		See also White Mtns and Fortymile Herd summaries
20B	Drawing	DC877	0	0	0	0		0		See also White Mtns Herd summary
20B	Drawing	DC878	0	0	0	0		0		See also White Mtns Herd summary
20B	**TOTAL SUBUNIT**		18	18	0	0		0		
20D	Registration	RC863	11	11	0	0		0		See also Fortymile Herd summary
20D	Registration	RC865	2	2	0	0		0		See also Fortymile Herd summary
20D	**TOTAL SUBUNIT**		13	13	0	0		0		
20E	Federal	RC820	1	1	0	0		n/a		See also Fortymile Herd summary
20E	Registration	RC865	285	283	1	1		0		See also Fortymile Herd summary
20E	**TOTAL SUBUNIT**		286	284	1	1		0		
20F	General Season		n/a	n/a	n/a	n/a		n/a		See White Mtns Herd summary
20F	Drawing	DC877	0	0	0	0		0		See also White Mtns Herd summary
20F	Drawing	DC878	0	0	0	0		0		See also White Mtns Herd summary
20F	**TOTAL SUBUNIT**		0	0	0	0		0		
20	**TOTAL UNIT**		317	315	1	1		0		
Unit 21										
21A	General Season		n/a	n/a	n/a	n/a		n/a		See Beaver Mtns and Sunshine Mtns Herd summaries
21B	General Season		0	0	0	0		n/a		See also Wolf Mtn and Galena Mtn Herd summaries
21C	General Season		0	0	0	0		2		See also Ray Mtns, Wolf Mtn, Galena Mtn, and W. Arctic Herd summaries
21D	General Season		1	1	0	0		n/a		See also Wolf Mtn, Galena Mtn, and W. Arctic Herd summaries
21E	General Season		n/a	n/a	n/a	n/a		n/a		See Andreafsky and W. Arctic Herd summaries
21	**TOTAL UNIT**		1	1	n/a	n/a		2		
Unit 22										
22A	General Season		n/a	n/a	n/a	n/a		n/a		See Western Arctic Herd summary
22B	General Season		n/a	n/a	n/a	n/a		n/a		See Western Arctic Herd summary
22	**TOTAL UNIT**		n/a	n/a	n/a	n/a		n/a		
Unit 23										
23	General Season		n/a	n/a	n/a	n/a		n/a		See W. Arctic Herd summary
23	**TOTAL UNIT**		n/a	n/a	n/a	n/a		n/a		

1993-94 HARVEST INFORMATION BY SPECIES: CARIBOU

GMU	TYPE	HUNT	TOTAL HARVEST	SEX			DLP	UNREPORTED ILLEGAL	AVERAGE HORN LGTH./ ANTLER WIDTH	COMMENTS
				MALE	FEMALE	UNKNOWN				
Unit 24										
24	General Season		9	9	0	0		n/a		See also Ray Mtns, Wolf Mtn, and W. Arctic Herd summaries
24	**TOTAL UNIT**		9	9	0	0		n/a		
Unit 25										
25A	General Season		49	49	0	0		200		See also Porcupine Herd summary
25B	General Season		1	1	0	0		10		See also Porcupine Herd summary
25C	General Season		18	18	0	0		n/a		See also White Mtns Herd summary
25C	Registration	RC865	12	12	0	0		0		See also Fortymile Herd summary
25C	Drawing	DC877	0	0	0	0		0		See also White Mtns Herd summary
25C	Drawing	DC878	0	0	0	0		0		See also White Mtns Herd summary
25C	**TOTAL SUBUNIT**		30	30	0	0		0		
25D	General Season		1	1	0	0		n/a		See also Porcupine and White Mountain summaries
25	**TOTAL UNIT**		81	81	0	0		210		
Unit 26										
26A	General Season		123	115	8			330		See also Porcupine and W. Arctic Herd summaries
26B	General Season		372	347	23	2		n/a		See also Porcupine and Central Arctic Herd summaries
26C	General Season		34	28	6	0		n/a		See also Porcupine Herd summary
26	**TOTAL UNIT**		529	490	37	2		330		
	TOTAL STATEWIDE		10737	7689	2763	285		2579		

CARIBOU HERDS BY UNIT/SUBUNIT

HERD	UNIT
Adak	10
Alaska Peninsula (N)	9C,E
Alaska Peninsula (S)	9D, 10
Andreafsky[3]	18, 21E, 22A
Beaver Mountains[6]	19A,D, 21A
Big River	19C
Central Arctic	26A,B,C
Chisana	12
Delta[5]	20A
Denali	13E, 20C
Farewell	19C
Fortymile	12, 20B,D,E, 25C
Fox River	15C
Galena Mountain[1]	21B,C,D
Kenai Lowlands	15A
Kenai Mountains	7
Kilbuck Mountains	18, 19B
Killey River	15B
Kokrines[1]	20F,21B,C,D,24
Kuskokwim Mountains[6]	19A,D, 21A
Macomb	12, 20D
Mentasta	11, 12
Mulchatna	9B,C, 17B,C, 19A,B
Nelchina	12, 13A,B,C,D,E, 14B
Nushagak Peninsula	17A,C
Porcupine	25, 26B,C
Rainy Pass	16B, 19B,C
Ray Mountains[1]	20F, 21C, 24
Sunshine Mountains	19D, 21A
Teshekpuk[4]	26A
Tonzona	19C, 20C
Tustumena Bench[2]	15B,C
Twin Lakes[7]	15B
Western Arctic[4]	21C,D,E, 22A,B, 23, 24, 26A
White Mountains	20B,F, 25C,D
Wolf Mountain[1]	21B,C,D, 24
Yanert[5]	20A

[1]Galena Mountain, Ray Mountains, and Wolf Mountains herds comprise the Kokrines Herd.
[2]Tustumena Bench Herd has split into Killey River and Fox River Herds.
[3]Andreafsky Herd may not exist anymore
[4]Teshekpuk Herd included in W. Arctic Herd
[5]Yankert Herd included in Delta Herd
[6]Kuskokwim Mountains Herd same as Beaver Mountains Herd
[7]Twin Lakes has split from the Killey River herd

1993-94 CARIBOU HARVEST INFORMATION BY HERD

HERD	GENERAL SEASON TOTAL REPORTED HARVEST	SEX MALE	SEX FEMALE	SEX UNKN	GENERAL SEASON UNREPTD HARVEST	DRAWING PERMITS TOTAL REPORTED HARVEST	DRAWING PERMITS SEX MALE	DRAWING PERMITS SEX FEMALE	DRAWING PERMITS SEX UNKN	REGISTRATION PERMITS TOTAL REPORTED HARVEST	REGISTRATION PERMITS SEX MALE	REGISTRATION PERMITS SEX FEMALE	REGISTRATION PERMITS SEX UNKN	EST. HARVEST LOW	EST. HARVEST HIGH
ADAK										236	n/a	n/a	n/a	236	236
ANDREAFSKY															
BEAVER MOUNTAINS	3	3	0	0										3	3
BIG RIVER	18	16	2	0										18	18
CENTRAL ARCTIC	367	354	13	0										367	367
CHISANA	6	6	0	0	4					19	18	1	0	25	29
DELTA															
DENALI															
FAREWELL	43	43	0	0										43	43
FORTYMILE										326	324	1	1	326	326
FOX RIVER															
GALENA MOUNTAIN	1	1	0	0										1	1
KENAI LOWLANDS															
KENAI MOUNTAINS						29	19	10	0					29	29
KILBUCK MOUNTAINS										74	74	0	0	74	74
KILLEY RIVER															
KUSKOKWIM MOUNTAINS															
MACOMB															
MENTASTA															
MULCHATNA	2804	2268	523	13										4004	6004
N. ALASKA PENINSULA	1323	1146	172	5										2423	2823
NELCHINA					30	4745	2832	1889	24	544	414	125	5	5289	5319
NUSHAGAK PENINSULA															

HERD COMMENTS

ADAK	MULTIPLE BAG LIMIT, NO CLOSED SEASON
ANDREAFSKY	HERD MAY BE NONEXISTENT—NO KNOWN HARVEST
BEAVER MOUNTAINS	INCLUDES KUSKOKWIM MTS HARVEST
CENTRAL ARCTIC	MULTIPLE BAG LIMIT
DELTA	NO OPEN SEASON—INCLUDES YANERT HERD
DENALI	NO OPEN SEASON—NO KNOWN HARVEST
FORTYMILE	REGISTRATION TOTALS REPRESENT COMBINED STATE AND FEDERAL HUNTS
FOX RIVER	NO OPEN SEASON
KENAI LOWLANDS	NO OPEN SEASON
KILBUCK MOUNTAINS	REGISTRATION TOTALS REPRESENT COMBINED STATE AND FEDERAL HUNTS
KILLEY RIVER	NO OPEN SEASON. SPLIT INTO KILLEY RIVER AND TWIN LAKES HERDS
KUSKOKWIM MOUNTAINS	HARVEST INCLUDED IN BEAVER MTS HERD
MACOMB	NO OPEN SEASON
MENTASTA	NO OPEN SEASON
MULCHATNA	MULTIPLE BAG LIMIT—HIGH UNREPORTED HARVEST
N. ALASKA PENINSULA	MULTIPLE BAG LIMIT, TOTAL HARVEST INCLUDES AN UNKNOWN NUMBER OF MULCHATNA ANIMALS
NELCHINA	DRAWING PERMIT FIGURES REPRESENT STATE TIER II & DRAWING PERMIT HUNTS
NUSHAGAK PENINSULA	NO OPEN SEASON

1993-94 CARIBOU HARVEST INFORMATION BY HERD

	GENERAL SEASON					DRAWING PERMITS				REGISTRATION PERMITS					
	TOTAL REPORTED	——SEX——			UNREPTD	TOTAL REPORTED	——SEX——			TOTAL REPORTED	——SEX——			EST. HARVEST	
HERD	HARVEST	MALE	FEMALE	UNKN	HARVEST	HARVEST	MALE	FEMALE	UNKN	HARVEST	MALE	FEMALE	UNKN	LOW	HIGH
PORCUPINE	136	77	5	54	210									136	346
RAINY PASS	35	35	0	0										35	35
RAY MOUNTAINS	9	9	0	0										9	9
S. ALASKA PENINSULA					3									0	3
SUNSHINE MOUNTAINS	1	1	0	0										1	1
TESHEKPUK															
TONZONA	15	15	0	0										15	15
TUSTUMENA															
TWIN LAKES															
WESTERN ARCTIC	1485	n/a	n/a	1485	330									1485	1815
WHITE MOUNTAINS	21	21	0	0		0	0	0	0					21	21
WOLF MOUNTAIN	0	0	0	0	2									0	2
YANERT															

HERD COMMENTS

PORCUPINE	MULTIPLE BAG LIMIT
S. ALASKA PENINSULA	NO OPEN SEASON—CLOSED BY E.O.
TESHEKPUK	INCLUDED IN WESTERN ARCTIC HERD
TUSTUMENA	NO OPEN SEASON. SPLIT INTO FOX RIVER AND KILLEY RIVER HERDS
TWIN LAKES	NO OPEN SEASON
WESTERN ARCTIC	MULTIPLE BAG LIMIT—HIGH UNREPORTED HARVEST
YANERT	NO OPEN SEASON—INCLUDED IN DELTA HERD

1993-94 HARVEST INFORMATION BY SPECIES: COYOTE

GMU	TYPE	HUNT	TOTAL HARVEST	SEX			DLP	UNREPORTED ILLEGAL	AVERAGE HORN LGTH./ ANTLER WIDTH	COMMENTS
				MALE	FEMALE	UNKNOWN				
Unit 14										
14A	Hunting/Trapping		7	n/a	n/a	7		n/a		Minimum known harvest = 7 unknown sex
14B	Hunting/Trapping		7	n/a	n/a	7		n/a		Minimum known harvest = 7 unknown sex
14	**TOTAL UNIT**		14	n/a	n/a	14		n/a		
Unit 16										
16A	Hunting/Trapping		4	n/a	n/a	4		n/a		Minimum known harvest = 4 unknown sex
16B	Hunting/Trapping		38	n/a	n/a	38		n/a		Minimum known harvest = 38 unknown sex
16	**TOTAL UNIT**		42	n/a	n/a	42		n/a		
Unit 19										
19Z	Hunting/Trapping		12	0	0	12		n/a		Harvest data obtained from trapper questionnaires and interviews.
19	**TOTAL UNIT**		12	0	0	12		n/a		
	TOTAL STATEWIDE		68	0	0	68		n/a		

DATA IS PRESENTED ONLY FOR UNITS WHERE INFORMATION IS AVAILABLE FROM LOCAL AREA BIOLOGIST

1993-94 HARVEST INFORMATION BY SPECIES: DEER

GMU	TYPE	HUNT	TOTAL HARVEST	SEX			DLP	UNREPORTED ILLEGAL	AVERAGE HORN LGTH./ ANTLER WIDTH	COMMENTS
				MALE	FEMALE	UNKNOWN				
Unit 01										
01A	General Season		516	516	0	0		n/a		Data estimated from hunter surveys
01B	General Season		185	164	21	0		n/a		Data estimated from hunter surveys
01C	General Season		579	302	277	0		n/a		Data estimated from hunter surveys
01D	General Season		8	6	2	0		n/a		Data estimated from hunter surveys
01	**TOTAL UNIT**		1288	988	300	0		n/a		
Unit 02										
02	General Season		2807	2746	61	0		n/a		Data estimated from hunter surveys
02	**TOTAL UNIT**		2807	2746	61	0		n/a		
Unit 03										
03	General Season		671	620	51	0		n/a		Data estimated from hunter surveys
03	Registration	RD606	154	154	0	0		n/a		
03	**TOTAL UNIT**		825	774	51	0		n/a		
Unit 04										
04	General Season		8523	5989	2534	0		n/a		Data estimated from hunter surveys
04	**TOTAL UNIT**		8523	5989	2534	0		n/a		
Unit 05										
05A	General Season		3	3	0	0		n/a		Data estimated from hunter surveys
05	**TOTAL UNIT**		3	3	0	0		n/a		
Unit 06										
06A	General Season		0	0	0	0		n/a		No reported harvest or effort
06B	General Season		0	0	0	0		n/a		No reported harvest or effort
06C	General Season		21	16	5	0		n/a		Data estimated from hunter surveys
06D	General Season		1246	827	419	0		n/a		Data estimated from hunter surveys
06	**TOTAL UNIT**		1267	843	424	0		n/a		
Unit 08										
08	General Season		6254	5124	1130	0		n/a		Data estimated from hunter surveys
08	**TOTAL UNIT**		6254	5124	1130	0		n/a		
Unit 27										
27Z	General Season		180	165	14	1		n/a		Data estimated from hunter surveys.
27	**TOTAL UNIT**		180	165	14	1		n/a		
	TOTAL STATEWIDE		21147	16632	4514	1		n/a		

1993-94 HARVEST INFORMATION BY SPECIES: ELK

GMU	TYPE	HUNT	TOTAL HARVEST	SEX			DLP	UNREPORTED ILLEGAL	AVERAGE HORN LGTH./ ANTLER WIDTH	COMMENTS
				MALE	FEMALE	UNKNOWN				
Unit 08										
08	Drawing	DE702	1	1	0	0		0		
08	Drawing	DE703	4	2	2	0		0		
08	Drawing	DE704	4	2	2	0		0		
08	Drawing	DE705	3	1	2	0		0		
08	Drawing	DE706	0	0	0	0		0		
08	Drawing	DE707	0	0	0	0		0		
08	Drawing	DE712	29	18	11	0		0		
08	Drawing	DE714	23	12	11	0		0		
08	Drawing	DE716	9	3	6	0		0		
08	Registration	RE753	10	6	4	0		0		
08	Registration	RE754	4	3	1	0		0		
08	**TOTAL UNIT**		87	48	39	0		0		
	TOTAL STATEWIDE		87	48	39	0		0		

1993-94 HARVEST INFORMATION BY SPECIES: FOX

GMU	TYPE	HUNT	TOTAL HARVEST	SEX			DLP	UNREPORTED ILLEGAL	AVERAGE HORN LGTH./ ANTLER WIDTH	COMMENTS
				MALE	FEMALE	UNKNOWN				
Unit 14										
14A	Hunting/Trapping		12	n/a	n/a	12		n/a		Minimum known harvest = 12 unknown sex
14B	Hunting/Trapping		4	n/a	n/a	4		n/a		Minimum known harvest = 4 unknown sex
14	**TOTAL UNIT**		16	n/a	n/a	16		n/a		
Unit 16										
16B	Hunting/Trapping		35	n/a	n/a	35		n/a		Minimum known harvest = 35 unknown sex
16	**TOTAL UNIT**		35	n/a	n/a	35		n/a		
Unit 19										
19Z	Hunting/Trapping		90	0	0	90		n/a		Data obtained from trapper questionnaires and interviews
19	**TOTAL UNIT**		90	0	0	90		n/a		
Unit 24										
24	Hunting/Trapping		3	0	0	3		n/a		Sealing not required. Actual number harvested is probably much higher.
24	**TOTAL UNIT**		3	0	0	3		n/a		
	TOTAL STATEWIDE		144	0	0	144		n/a		

DATA IS PRESENTED ONLY FOR UNITS WHERE INFORMATION IS AVAILABLE FROM LOCAL AREA BIOLOGIST

1993-94 HARVEST INFORMATION BY SPECIES: LYNX

GMU	TYPE	HUNT	TOTAL HARVEST	SEX			DLP	UNREPORTED ILLEGAL	AVERAGE HORN LGTH./ ANTLER WIDTH	COMMENTS
				MALE	FEMALE	UNKNOWN				
Unit 01										
01A	Hunting/Trapping		0	0	0	0		n/a		
01B	Hunting/Trapping		0	0	0	0		n/a		
01C	Hunting/Trapping		5	2	2	1		n/a		2 trappers took 5 lynx. Transportation data reflect mode of transport for each animal taken
01D	Hunting/Trapping		8	0	3	5		n/a		3 trappers took 8 lynx
01	**TOTAL UNIT**		13	2	5	6		n/a		
Unit 02										
02	Hunting/Trapping		0	0	0	0		n/a		
02	**TOTAL UNIT**		0	0	0	0		n/a		
Unit 03										
03	Hunting/Trapping		0	0	0	0		n/a		
03	**TOTAL UNIT**		0	0	0	0		n/a		
Unit 05										
05A	Hunting/Trapping		9	4	5	0		n/a		3 trappers took 9 lynx. Transportation data reflect mode of transport for each animal taken
05B	Hunting/Trapping		0	0	0	0		n/a		
05	**TOTAL UNIT**		9	4	5	0		n/a		
Unit 06										
06A	Hunting/Trapping		0	0	0	0		n/a		
06B	Hunting/Trapping		0	0	0	0		n/a		
06C	Hunting/Trapping		0	0	0	0		n/a		
06D	Hunting/Trapping		0	0	0	0		n/a		
06	**TOTAL UNIT**		0	0	0	0		n/a		
Unit 07										
07	Hunting/Trapping		0	0	0	0		n/a		
07	**TOTAL UNIT**		0	0	0	0		n/a		
Unit 09										
09A	Hunting/Trapping		1	0	1	0		n/a		
09B	Hunting/Trapping		21	9	6	6		n/a		8 trappers took 21 lynx. Transportation data reflect mode of transport for each animal taken
09C	Hunting/Trapping		32	17	8	7		n/a		18 trappers took 32 lynx. Transportation data reflect mode of transport for each animal taken
09D	Hunting/Trapping		0	0	0	0		n/a		
09E	Hunting/Trapping		3	1	1	1		n/a		
09	**TOTAL UNIT**		57	27	16	14		n/a		

1993-94 HARVEST INFORMATION BY SPECIES: LYNX

GMU	TYPE	HUNT	TOTAL HARVEST	SEX			DLP	UNREPORTED ILLEGAL	AVERAGE HORN LGTH./ ANTLER WIDTH	COMMENTS
				MALE	FEMALE	UNKNOWN				
Unit 10										
10	Hunting/Trapping		0	0	0	0		n/a		
10	**TOTAL UNIT**		0	0	0	0		n/a		
Unit 11										
11	Hunting/Trapping		19	0	0	19		n/a		
11	**TOTAL UNIT**		19	0	0	19		n/a		
Unit 12										
12	Hunting/Trapping		121	0	0	121		n/a		
12	**TOTAL UNIT**		121	0	0	121		n/a		
Unit 13										
13A	Hunting/Trapping		18	0	0	18		n/a		
13B	Hunting/Trapping		5	0	0	5		n/a		
13C	Hunting/Trapping		35	0	0	35		n/a		
13D	Hunting/Trapping		21	0	0	21		n/a		
13E	Hunting/Trapping		1	0	0	1		n/a		
13	**TOTAL UNIT**		80	0	0	80		n/a		
Unit 14										
14A	Hunting/Trapping		7	0	0	7		n/a		
14B	Hunting/Trapping		1	0	0	1		n/a		
14C	Hunting/Trapping		2	1	1	0		n/a		
14	**TOTAL UNIT**		10	1	1	8		n/a		
Unit 15										
15A	Hunting/Trapping		1	0	0	1		n/a		
15B	Hunting/Trapping		2	0	0	2		n/a		
15C	Hunting/Trapping		0	0	0	0		n/a		
15	**TOTAL UNIT**		3	0	0	3		n/a		
Unit 16										
16A	Hunting/Trapping		2	0	0	2		n/a		
16B	Hunting/Trapping		2	0	0	2		n/a		
16	**TOTAL UNIT**		4	0	0	4		n/a		
Unit 17										
17A	Hunting/Trapping		0	0	0	0		n/a		
17B	Hunting/Trapping		10	5	3	2		n/a		5 successful trappers (avg=2.0)
17C	Hunting/Trapping		5	0	4	1		n/a		3 successful trappers (avg=1.7)
17	**TOTAL UNIT**		15	5	7	3		n/a		

1993-94 HARVEST INFORMATION BY SPECIES: LYNX

GMU	TYPE	HUNT	TOTAL HARVEST	SEX			DLP	UNREPORTED ILLEGAL	AVERAGE HORN LGTH./ ANTLER WIDTH	COMMENTS
				MALE	FEMALE	UNKNOWN				
Unit 18										
18	Hunting/Trapping		4	0	0	4		n/a		
18	**TOTAL UNIT**		4	0	0	4		n/a		
Unit 19										
19A	Hunting/Trapping		6	0	0	6		n/a		
19B	Hunting/Trapping		0	0	0	0		n/a		
19C	Hunting/Trapping		2	0	0	2		n/a		
19D	Hunting/Trapping		9	0	0	9		n/a		
19	**TOTAL UNIT**		17	0	0	17		n/a		
Unit 20										
20A	Hunting/Trapping		80	0	0	80		n/a		
20B	Hunting/Trapping		113	0	0	113		n/a		
20C	Hunting/Trapping		25	0	0	25		n/a		
20D	Hunting/Trapping		41	0	0	41		n/a		
20E	Hunting/Trapping		46	0	0	46		n/a		
20F	Hunting/Trapping		13	0	0	13		n/a		
20	**TOTAL UNIT**		318	0	0	318		n/a		
Unit 21										
21A	Hunting/Trapping		20	0	0	20		n/a		
21B	Hunting/Trapping		13	0	0	13		n/a		
21C	Hunting/Trapping		0	0	0	0		n/a		
21D	Hunting/Trapping		15	0	0	15		n/a		
21E	Hunting/Trapping		0	0	0	0		n/a		
21	**TOTAL UNIT**		48	0	0	48		n/a		
Unit 22										
22A	Hunting/Trapping		2	0	0	2		n/a		
22B	Hunting/Trapping		0	0	0	0		n/a		
22C	Hunting/Trapping		0	0	0	0		n/a		
22D	Hunting/Trapping		0	0	0	0		n/a		
22E	Hunting/Trapping		0	0	0	0		n/a		
22	**TOTAL UNIT**		2	0	0	2		n/a		
Unit 23										
23	Hunting/Trapping		5	1	4	0		n/a		3 trappers took 5 lynx. Transportation data reflect mode of transport for each animal taken
23	**TOTAL UNIT**		5	1	4	0		n/a		
Unit 24										
24	Hunting/Trapping		123	0	0	123		n/a		
24	**TOTAL UNIT**		123	0	0	123		n/a		

1993-94 HARVEST INFORMATION BY SPECIES: LYNX

GMU	TYPE	HUNT	TOTAL HARVEST	SEX			DLP	UNREPORTED ILLEGAL	AVERAGE HORN LGTH./ ANTLER WIDTH	COMMENTS
				MALE	FEMALE	UNKNOWN				
Unit 25										
25A	Hunting/Trapping		8	0	0	8		n/a		
25B	Hunting/Trapping		88	0	0	88		n/a		11 trappers took 88 lynx. Transportation data reflect mode of transport for each animal taken
25C	Hunting/Trapping		6	0	0	6		n/a		
25D	Hunting/Trapping		266	0	0	266		n/a		
25	**TOTAL UNIT**		368	0	0	368		n/a		
Unit 26										
26A	Hunting/Trapping		0	0	0	0		n/a		
26B	Hunting/Trapping		4	0	0	4		n/a		
26C	Hunting/Trapping		0	0	0	0		n/a		
26	**TOTAL UNIT**		4	0	0	4		n/a		
	TOTAL STATEWIDE		1220	40	38	1142		n/a		

1993-94 HARVEST INFORMATION BY SPECIES: MARTEN

GMU	TYPE	HUNT	TOTAL HARVEST	SEX			DLP	UNREPORTED ILLEGAL	AVERAGE HORN LGTH./ ANTLER WIDTH	COMMENTS
				MALE	FEMALE	UNKNOWN				
Unit 01										
01A	Trapping		42	31	11	0		n/a		
01B	Trapping		152	92	57	3		n/a		
01C	Trapping		44	31	13	0		n/a		
01D	Trapping		17	13	2	2		n/a		
01	**TOTAL UNIT**		255	167	83	5		n/a		
Unit 02										
02	Trapping		656	382	242	32		n/a		
02	**TOTAL UNIT**		656	382	242	32		n/a		
Unit 03										
03	Trapping		177	118	58	1		n/a		
03	**TOTAL UNIT**		177	118	58	1		n/a		
Unit 04										
04	Trapping		398	240	157	1		n/a		
04	**TOTAL UNIT**		398	240	157	1		n/a		
Unit 05										
05A	Trapping		74	34	40	0		n/a		5 trappers took 74 marten
05B	Trapping		0	0	0	0		n/a		
05	**TOTAL UNIT**		74	34	40	0		n/a		
Unit 06										
06A	Trapping		n/a	n/a	n/a	n/a		n/a		No sealing required in GMU 6
06B	Trapping		n/a	n/a	n/a	n/a		n/a		No sealing required in GMU 6
06C	Trapping		n/a	n/a	n/a	n/a		n/a		No sealing required in GMU 6
06D	Trapping		n/a	n/a	n/a	n/a		n/a		No sealing required in GMU 6
06	**TOTAL UNIT**		n/a	n/a	n/a	n/a		n/a		
Unit 07										
07	Trapping		33	25	7	1		n/a		
07	**TOTAL UNIT**		33	25	7	1		n/a		
Unit 08										
08	Trapping		n/a	n/a	n/a	n/a		n/a		No sealing required in GMU 8
08	**TOTAL UNIT**		n/a	n/a	n/a	n/a		n/a		
Unit 09										
09A	Trapping		n/a	n/a	n/a	n/a		n/a		No sealing required in GMU 9
09B	Trapping		n/a	n/a	n/a	n/a		n/a		No sealing required in GMU 9
09	**TOTAL UNIT**		n/a	n/a	n/a	n/a		n/a		

1993-94 HARVEST INFORMATION BY SPECIES: MARTEN

GMU	TYPE	HUNT	TOTAL HARVEST	SEX			DLP	UNREPORTED ILLEGAL	AVERAGE HORN LGTH./ ANTLER WIDTH	COMMENTS
				MALE	FEMALE	UNKNOWN				
Unit 11										
11	Trapping		n/a	n/a	n/a	n/a		n/a		No sealing required in GMU 11
11	**TOTAL UNIT**		n/a	n/a	n/a	n/a		n/a		
Unit 12										
12	Trapping		n/a	n/a	n/a	n/a		n/a		No sealing required in GMU 12
12	**TOTAL UNIT**		n/a	n/a	n/a	n/a		n/a		
Unit 13										
13A	Trapping		n/a	n/a	n/a	n/a		n/a		No sealing required in GMU 13A
13B	Trapping		n/a	n/a	n/a	n/a		n/a		No sealing required in GMU 13B
13C	Trapping		n/a	n/a	n/a	n/a		n/a		No sealing required in GMU 13C
13D	Trapping		n/a	n/a	n/a	n/a		n/a		No sealing required in GMU 13D
13E	Trapping		12	5	3	4		n/a		
13	**TOTAL UNIT**		12	5	3	4		n/a		
Unit 14										
14A	Trapping		5	4	1	0		n/a		
14B	Trapping		0	0	0	0		n/a		
14C	Trapping		6	5	1	0		n/a		
14	**TOTAL UNIT**		11	9	2	0		n/a		
Unit 15										
15A	Trapping		0	0	0	0		n/a		
15C	Trapping		0	0	0	0		n/a		
15	**TOTAL UNIT**		0	0	0	0		n/a		
Unit 16										
16A	Trapping		13	9	3	1		n/a		
16B	Trapping		90	62	24	4		n/a		
16	**TOTAL UNIT**		103	71	27	5		n/a		
Unit 17										
17A	Trapping		n/a	n/a	n/a	n/a		n/a		No sealing required in GMU 17
17B	Trapping		n/a	n/a	n/a	n/a		n/a		No sealing required in GMU 17
17C	Trapping		n/a	n/a	n/a	n/a		n/a		No sealing required in GMU 17
17	**TOTAL UNIT**		n/a	n/a	n/a	n/a		n/a		
Unit 18										
18	Trapping		n/a	n/a	n/a	n/a		n/a		No sealing required in GMU 18
18	**TOTAL UNIT**		n/a	n/a	n/a	n/a		n/a		

1993-94 HARVEST INFORMATION BY SPECIES: MARTEN

GMU	TYPE	HUNT	TOTAL HARVEST	SEX			DLP	UNREPORTED ILLEGAL	AVERAGE HORN LGTH./ ANTLER WIDTH	COMMENTS
				MALE	FEMALE	UNKNOWN				
Unit 19										
19A	Trapping		n/a	n/a	n/a	n/a		n/a		No sealing required in GMU 19. See GMU 19Z for unit-wide summary
19B	Trapping		n/a	n/a	n/a	n/a		n/a		No sealing required in GMU 19. See GMU 19Z for unit-wide summary
19C	Trapping		n/a	n/a	n/a	n/a		n/a		No sealing required in GMU 19. See GMU 19Z for unit-wide summary
19D	Trapping		n/a	n/a	n/a	n/a		n/a		No sealing required in GMU 19. See GMU 19Z for unit-wide summary
19Z	Trapping		1624	0	0	1624		n/a		No sealing required in GMU 19. All marten harvest for GMU 19 summarized here. Information is obtained from trapper interviews and trapping questionnaires.
19	**TOTAL UNIT**		1624	0	0	1624		n/a		
Unit 20										
20A	Trapping		n/a	n/a	n/a	n/a		n/a		No sealing required in GMU 20
20B	Trapping		n/a	n/a	n/a	n/a		n/a		No sealing required in GMU 20
20C	Trapping		n/a	n/a	n/a	n/a		n/a		No sealing required in GMU 20
20D	Trapping		n/a	n/a	n/a	n/a		n/a		No sealing required in GMU 20
20E	Trapping		n/a	n/a	n/a	n/a		n/a		No sealing required in GMU 20
20F	Trapping		n/a	n/a	n/a	n/a		n/a		No sealing required in GMU 20
20	**TOTAL UNIT**		n/a	n/a	n/a	n/a		n/a		
Unit 21										
21A	Trapping		n/a	n/a	n/a	n/a		n/a		No sealing required in GMU 21
21B	Trapping		n/a	n/a	n/a	n/a		n/a		No sealing required in GMU 21
21C	Trapping		n/a	n/a	n/a	n/a		n/a		No sealing required in GMU 21
21D	Trapping		n/a	n/a	n/a	n/a		n/a		No sealing required in GMU 21
21E	Trapping		n/a	n/a	n/a	n/a		n/a		No sealing required in GMU 21
21	**TOTAL UNIT**		n/a	n/a	n/a	n/a		n/a		
Unit 22										
22A	Trapping		n/a	n/a	n/a	n/a		n/a		No sealing required in GMU 22
22B	Trapping		n/a	n/a	n/a	n/a		n/a		No sealing required in GMU 22
22C	Trapping		n/a	n/a	n/a	n/a		n/a		No sealing required in GMU 22
22D	Trapping		n/a	n/a	n/a	n/a		n/a		No sealing required in GMU 22
22E	Trapping		n/a	n/a	n/a	n/a		n/a		No sealing required in GMU 22
22	**TOTAL UNIT**		n/a	n/a	n/a	n/a		n/a		
Unit 23										
23	Trapping		n/a	n/a	n/a	n/a		n/a		No sealing required in GMU 23
23	**TOTAL UNIT**		n/a	n/a	n/a	n/a		n/a		

1993-94 HARVEST INFORMATION BY SPECIES: MARTEN

GMU	TYPE	HUNT	TOTAL HARVEST	SEX			DLP	UNREPORTED ILLEGAL	AVERAGE HORN LGTH./ ANTLER WIDTH	COMMENTS
				MALE	FEMALE	UNKNOWN				
Unit 24										
24	Trapping		610	0	0	610		n/a		No sealing required in GMU 24. Data obtained from trapper questionnaires and interviews
24	**TOTAL UNIT**		610	0	0	610		n/a		
Unit 25										
25A	Trapping		n/a	n/a	n/a	n/a		n/a		No sealing required in GMU 25
25B	Trapping		n/a	n/a	n/a	n/a		n/a		No sealing required in GMU 25
25C	Trapping		n/a	n/a	n/a	n/a		n/a		No sealing required in GMU 25
25D	Trapping		n/a	n/a	n/a	n/a		n/a		No sealing required in GMU 25
25	**TOTAL UNIT**		n/a	n/a	n/a	n/a		n/a		
Unit 26										
26A	Trapping		n/a	n/a	n/a	n/a		n/a		No sealing required in GMU 26
26B	Trapping		n/a	n/a	n/a	n/a		n/a		No sealing required in GMU 26
26C	Trapping		n/a	n/a	n/a	n/a		n/a		No sealing required in GMU 26
26	**TOTAL UNIT**		n/a	n/a	n/a	n/a		n/a		
	TOTAL STATEWIDE		3953	1051	619	2283		n/a		

1993-94 HARVEST INFORMATION BY SPECIES: MINK

GMU	TYPE	HUNT	TOTAL HARVEST	SEX			DLP	UNREPORTED ILLEGAL	AVERAGE HORN LGTH./ ANTLER WIDTH	COMMENTS
				MALE	FEMALE	UNKNOWN				
Unit 14										
14A	Trapping		20	n/a	n/a	20		n/a		Minimum known harvest = 20 unknown sex
14B	Trapping		8	n/a	n/a	8		n/a		Minimum known harvest = 8 unknown sex
14	**TOTAL UNIT**		28	n/a	n/a	28		n/a		
Unit 16										
16B	Trapping		14	n/a	n/a	14		n/a		Minimum known harvest = 14 unknown sex
16	**TOTAL UNIT**		14	n/a	n/a	14		n/a		
Unit 19										
19Z	Trapping		51	0	0	51		n/a		Harvest information obtained from trapper questionnaires and trapper interviews
19	**TOTAL UNIT**		51	0	0	51		n/a		
Unit 24										
24	Trapping		3	n/a	n/a	3		n/a		Sealing not required. Minimum known harvest. Data obtained from trapper surveys
24	**TOTAL UNIT**		3	n/a	n/a	3		n/a		
	TOTAL STATEWIDE		96	n/a	n/a	96		n/a		

DATA IS PRESENTED ONLY FOR UNITS WHERE INFORMATION IS AVAILABLE FROM LOCAL AREA BIOLOGIST

1993-94 HARVEST INFORMATION BY SPECIES: MOOSE

GMU	TYPE	HUNT	TOTAL HARVEST	SEX MALE	SEX FEMALE	SEX UNKNOWN	DLP	UNREPORTED ILLEGAL	AVERAGE HORN LGTH./ ANTLER WIDTH	COMMENTS
Unit 01										
01A	Registration	RM022	3	3	0	0		0	27.67	
01B	Federal	RM031	10	10	0	0		n/a	45.00	
01B	Registration	RM033	14	14	0	0		0	n/a	
01B	Registration	RM035	27	27	0	0		0	n/a	
01B	**TOTAL SUBUNIT**		51	51	0	0		0		
01C	Drawing	DM041	7	7	0	0		0	n/a	
01C	Drawing	DM042	7	0	7	0		0	n/a	
01C	Registration	RM046	47	47	0	0		0	n/a	
01C	**TOTAL SUBUNIT**		61	54	7	0		0		
01D	Tier II	TM059	24	24	0	0		1	45.16	3 of the bulls were sublegal-all were reported by hunters; 1 cow found dead-no hunter identified
01	**TOTAL UNIT**		139	132	7	0		1		
Unit 03										
03	Registration	RM035	13	13	0	0		0	n/a	
03	**TOTAL UNIT**		13	13	0	0		0		
Unit 05										
05A	Registration	RM061	51	51	0	0		3	n/a	Unreported = 1 unclaimed bull (unsalvageable wounding loss) and 2 unclaimed illegal cows
05B	Registration	RM062	15	15	0	0		0	n/a	
05	**TOTAL UNIT**		66	66	0	0		3		
Unit 06										
06A	General Season		67	44	23	0		0	54.85	
06A	Registration	RM160	21	21	0	0		0	48.38	
06A	Drawing	DM162	4	0	4	0		0	n/a	
06A	**TOTAL SUBUNIT**		92	65	27	0		0		
06B	Registration	RM164	27	27	0	0		0	45.08	
06B	Drawing	DM166	16	0	16	0		0	n/a	
06B	**TOTAL SUBUNIT**		43	27	16	0		0		
06C	Drawing	DM167	18	18	0	0		0	42.21	
06C	Drawing	DM168	10	0	10	0		0	n/a	
06C	**TOTAL SUBUNIT**		28	18	10	0		0		
06D	General Season		0	0	0	0		0	0.00	
06	**TOTAL UNIT**		163	110	53	0		0		
Unit 07										
07	General Season		62	60	1	1		0	36.50	
07	Drawing	DM210	10	10	0	0		0	35.20	
07	Drawing	DM211	8	0	8	0		0	n/a	
07	**TOTAL UNIT**		80	70	9	1		0		

1993-94 HARVEST INFORMATION BY SPECIES: MOOSE

GMU	TYPE	HUNT	TOTAL HARVEST	SEX			DLP	UNREPORTED ILLEGAL	AVERAGE HORN LGTH./ ANTLER WIDTH	COMMENTS
				MALE	FEMALE	UNKNOWN				
Unit 09										
09A	General Season		7	7	0	0		0	50.63	
09B	General Season		66	66	0	0		0	53.10	
09C	General Season		52	50	2	0		0	51.62	
09C	Federal	RM232	n/a	n/a	n/a	n/a		n/a	n/a	
09C	**TOTAL SUBUNIT**		52	50	2	n/a		n/a		
09E	General Season		97	97	0	0		0	59.51	
09Z	General Season		2	2	0	0		0	59.50	
09	**TOTAL UNIT**		224	222	2	0		0		
Unit 11										
11	General Season		30	30	0	0		0	45.68	
11	**TOTAL UNIT**		30	30	0	0		0		
Unit 12										
12	General Season		91	91	0	0		0	46.34	
12	**TOTAL UNIT**		91	91	0	0		0		
Unit 13										
13A	General Season		497	494	1	2		0	46.20	
13A	Drawing	DM306	10	3	7	0		0	n/a	
13A	Drawing	DM308	8	0	8	0		0	n/a	
13A	Drawing	DM310	18	1	17	0		0	n/a	
13A	Federal	RM313	5	5	0	0		n/a	44.50	
13A	**TOTAL SUBUNIT**		538	503	33	2		n/a		
13B	General Season		202	202	0	0		0	40.53	
13B	Federal	RM313	26	26	0	0		n/a	32.77	
13B	**TOTAL SUBUNIT**		228	228	0	0		n/a		
13C	General Season		146	146	0	0		0	45.95	
13C	Federal	RM313	1	1	0	0		n/a	40.00	
13C	**TOTAL SUBUNIT**		147	147	0	0		n/a		
13D	General Season		87	87	0	0		0	43.70	
13D	Federal	RM313	11	11	0	0		n/a	42.86	
13D	**TOTAL SUBUNIT**		98	98	0	0		n/a		
13E	General Season		234	234	0	0		0	42.32	
13E	Federal	RM313	5	5	0	0		n/a	47.30	
13E	**TOTAL SUBUNIT**		239	239	0	0		n/a		
13Z	General Season		26	23	1	2		0	45.45	
13Z	Federal	RM313	4	4	0	0		n/a	33.00	
13Z	**TOTAL SUBUNIT**		30	27	1	2		n/a		
13	**TOTAL UNIT**		1280	1242	34	4		n/a		
Unit 14										
14A	General Season		226	226	0	0		0	22.32	
14A	Drawing	DM418	33	3	30	0		0	n/a	
14A	Drawing	DM419	85	2	82	1		0	n/a	
14A	Drawing	DM420	94	2	92	0		0	n/a	
14A	**TOTAL SUBUNIT**		438	233	204	1		0		

1993-94 HARVEST INFORMATION BY SPECIES: MOOSE

GMU	TYPE	HUNT	TOTAL HARVEST	SEX			DLP	UNREPORTED ILLEGAL	AVERAGE HORN LGTH./ ANTLER WIDTH	COMMENTS
				MALE	FEMALE	UNKNOWN				
Unit 14										
14B	General Season		31	30	0	1		0	39.48	
14C	General Season		53	50	1	2		0	35.54	
14C	Drawing	DM210	9	9	0	0		0	42.00	
14C	Drawing	DM211	4	0	4	0		0	n/a	
14C	Drawing	DM422	9	9	0	0		0	41.08	
14C	Drawing	DM423	4	1	3	0		0	n/a	
14C	Drawing	DM424	7	7	0	0		0	39.92	
14C	Drawing	DM425	2	0	2	0		0	n/a	
14C	Drawing	DM427	27	14	12	1		0	n/a	
14C	Drawing	DM428	10	10	0	0		0	36.15	
14C	Drawing	DM429	3	0	3	0		0	n/a	
14C	Drawing	DM441	3	0	3	0		0	n/a	
14C	Drawing	DM443	3	0	3	0		0	n/a	
14C	Registration	RM445	3	3	0	0		0	36.00	
14C	Drawing	DM448	2	2	0	0		0	29.00	
14C	Drawing	DM449	1	0	1	0		0	n/a	
14C	**TOTAL SUBUNIT**		140	105	32	3		0		
14Z	General Season		1	1	0	0		0	1.00	
14	**TOTAL UNIT**		610	369	236	5		0		
Unit 15										
15A	General Season		232	229	2	1		0	28.57	
15A	Drawing	DM524	10	0	10	0		0	n/a	
15A	**TOTAL SUBUNIT**		242	229	12	1		0		
15B	General Season		46	45	0	1		0	25.44	
15B	Drawing	DM530	0	0	0	0		0	0.00	
15B	Drawing	DM531	1	1	0	0		0	50.00	
15B	Drawing	DM532	0	0	0	0		0	0.00	
15B	Drawing	DM533	4	4	0	0		0	58.63	
15B	Drawing	DM534	3	3	0	0		0	52.67	
15B	Drawing	DM535	6	6	0	0		0	53.38	
15B	Drawing	DM536	1	1	0	0		0	53.00	
15B	Drawing	DM537	5	5	0	0		0	49.97	
15B	Drawing	DM538	2	2	0	0		0	43.00	
15B	Drawing	DM539	2	2	0	0		0	48.57	
15B	**TOTAL SUBUNIT**		70	69	0	1		0		
15C	General Season		270	266	3	1		0	32.92	
15C	Tier II	TM549	1	1	0	0		0	1.00	
15C	**TOTAL SUBUNIT**		271	267	3	1		0		
15Z	General Season		3	3	0	0		0	17.67	
15	**TOTAL UNIT**		586	568	15	3		0		
Unit 16										
16A	General Season		70	68	0	2		0	37.16	
16A	Drawing	DM554	12	12	0	0		0	44.96	
16A	Drawing	DM556	16	16	0	0		0	37.83	
16A	**TOTAL SUBUNIT**		98	96	0	2		0		

1993-94 HARVEST INFORMATION BY SPECIES: MOOSE

GMU	TYPE	HUNT	TOTAL HARVEST	SEX			DLP	UNREPORTED ILLEGAL	AVERAGE HORN LGTH./ ANTLER WIDTH	COMMENTS
				MALE	FEMALE	UNKNOWN				
Unit 16										
16B	General Season		132	132	0	0		0	48.87	N. 16B Winter season = 9 males; Kalgin Isl. = 8 Males
16B	Tier II	TM565	22	7	15	0		0	n/a	
16B	Tier II	TM567	10	4	6	0		0	n/a	
16B	Federal	RM568	n/a	n/a	n/a	n/a		n/a	n/a	
16B	Tier II	TM569	12	12	0	0		0	38.44	Fall season = 4 males; Winter season = 8 males
16B	**TOTAL SUBUNIT**		176	155	21	0		0		
16Z	General Season		0	0	0	0		0	0.00	
16	**TOTAL UNIT**		274	251	21	2		0		
Unit 17										
17B	General Season		126	125	0	1		0	55.17	
17B	Registration	RM583	25	24	0	1		0	46.31	
17B	**TOTAL SUBUNIT**		151	149	0	2		0		
17C	General Season		18	18	0	0		0	52.18	
17C	Registration	RM583	60	59	1	0		0	45.32	
17C	**TOTAL SUBUNIT**		78	77	1	0		0		
17Z	General Season		0	0	0	0		0	0.00	
17Z	Registration	RM583	24	24	0	0		0	46.61	
17Z	**TOTAL SUBUNIT**		24	24	0	0		0		
17	**TOTAL UNIT**		253	250	1	2		0		
Unit 18										
18	General Season		103	92	1	10		0	37.55	
18	**TOTAL UNIT**		103	92	1	10		0		
Unit 19										
19A	General Season		138	135	2	1		0	39.19	
19A	Tier II	TM684	12	11	1	0		0	n/a	
19A	**TOTAL SUBUNIT**		150	146	3	1		0		
19B	General Season		157	157	0	0		0	51.19	
19C	General Season		119	118	0	1		0	51.37	
19D	General Season		119	119	0	0		0	41.14	
19Z	General Season		11	11	0	0		0	46.36	
19	**TOTAL UNIT**		556	551	3	2		0		
Unit 20										
20A	General Season		386	383	0	3		0	39.51	
20B	General Season		438	431	2	5		0	36.67	
20B	Federal	RM780	6	6	0	0		n/a	51.25	
20B	Tier II	TM785	47	47	0	0		0	40.13	
20B	Registration	RM786	42	42	0	0		0	28.41	
20B	**TOTAL SUBUNIT**		533	526	2	5		0		

1993-94 HARVEST INFORMATION BY SPECIES: MOOSE

GMU	TYPE	HUNT	TOTAL HARVEST	SEX			DLP	UNREPORTED ILLEGAL	AVERAGE HORN LGTH./ ANTLER WIDTH	COMMENTS
				MALE	FEMALE	UNKNOWN				
Unit 20										
20C	General Season		131	131	0	0		0	44.42	
20D	General Season		154	153	0	1		0	36.37	
20D	Tier II	TM787	0	0	0	0		0	0.00	
20D	**TOTAL SUBUNIT**		154	153	0	1		0		
20E	General Season		129	128	0	1		0	47.67	
20F	General Season		24	24	0	0		0	41.05	
20F	Federal	RM790	0	0	0	0		n/a	0.00	Hunt held. No success.
20F	**TOTAL SUBUNIT**		24	24	0	0		n/a		
20Z	General Season		12	12	0	0		0	39.35	
20	**TOTAL UNIT**		1369	1357	2	10		0		
Unit 21										
21A	General Season		119	119	0	0		0	48.14	
21B	General Season		72	71	1	0		0	40.44	
21C	General Season		20	20	0	0		0	51.96	
21D	General Season		260	235	23	2		0	47.82	
21E	General Season		123	121	2	0		0	41.16	
21Z	General Season		4	4	0	0		0	40.25	
21	**TOTAL UNIT**		598	570	26	2		0		
Unit 22										
22A	General Season		22	22	0	0		0	37.88	
22B	General Season		83	77	5	1		0	44.26	
22C	General Season		23	23	0	0		0	36.05	
22D	General Season		100	91	9	0		0	42.75	
22E	General Season		19	12	7	0		0	43.23	
22Z	General Season		0	0	0	0		0	0.00	
22	**TOTAL UNIT**		247	225	21	1		0		
Unit 23										
23	General Season		135	117	17	1		0	49.91	
23	**TOTAL UNIT**		135	117	17	1		0		
Unit 24										
24	General Season		151	139	12	0		0	50.27	
24	Federal	RM891	5	5	0	0		n/a	37.00	
24	**TOTAL UNIT**		156	144	12	0		n/a		
Unit 25										
25A	General Season		27	27	0	0		0	50.15	
25A	Federal	RM942	0	0	0	0		n/a	0.00	No permits issued
25A	**TOTAL SUBUNIT**		27	27	0	0		n/a		
25B	General Season		43	43	0	0		0	48.45	
25C	General Season		55	54	1	0		0	41.14	

1993-94 HARVEST INFORMATION BY SPECIES: MOOSE

GMU	TYPE	HUNT	TOTAL HARVEST	SEX			DLP	UNREPORTED ILLEGAL	AVERAGE HORN LGTH./ ANTLER WIDTH	COMMENTS
				MALE	FEMALE	UNKNOWN				
Unit 25										
25D	General Season		28	27	1	0		0	46.70	
25D	Tier II	TM940	10	10	0	0		0	47.78	
25D	Federal	RM945	0	0	0	0		n/a	0.00	No permits issued
25D	**TOTAL SUBUNIT**		38	37	1	0		n/a		
25Z	General Season		2	2	0	0		0	n/a	
25	**TOTAL UNIT**		165	163	2	0		0		
Unit 26										
26A	General Season		63	54	9	0		0	50.43	
26B	General Season		30	30	0	0		0	51.27	
26C	General Season		4	4	0	0		0	57.63	
26Z	General Season		0	0	0	0		0	0.00	
26	**TOTAL UNIT**		97	88	9	0		0		
Unit 27										
27Z	General Season		47	46	0	1		0	40.23	
27	**TOTAL UNIT**		47	46	0	1		0		
	TOTAL STATEWIDE		7282	6767	471	44		4		

1993-94 HARVEST INFORMATION BY SPECIES: MT. GOAT

GMU	TYPE	HUNT	TOTAL HARVEST	SEX			DLP	UNREPORTED ILLEGAL	AVERAGE HORN LGTH./ ANTLER WIDTH	COMMENTS
				MALE	FEMALE	UNKNOWN				
Unit 01										
01A	Registration	RG001	41	24	17	0		0	n/a	
01A	Registration	RG002	3	1	2	0		0	n/a	
01A	**TOTAL SUBUNIT**		44	25	19	0		0		
01B	Registration	RG001	11	5	6	0		0	n/a	
01B	Registration	RG004	25	19	6	0		0	n/a	
01B	Federal	RG005	1	1	0	0		n/a	n/a	
01B	**TOTAL SUBUNIT**		37	25	12	0		n/a		
01C	Registration	RG012/13	48	35	13	0		0	n/a	
01D	Registration	RG025/26	25	15	8	2		0	n/a	
01	**TOTAL UNIT**		154	100	52	2		0		
Unit 04										
04	Registration	RG150	57	42	15	0		0	n/a	
04	**TOTAL UNIT**		57	42	15	0		0		
Unit 05										
05Z	Registration	RG170	6	4	2	0		0	n/a	
05	**TOTAL UNIT**		6	4	2	0		0		
Unit 06										
06A	Registration	RG204	6	3	3	0		0	8.76	
06A	Registration	RG206	3	2	1	0		0	8.00	
06A	Registration	RG226	0	0	0	0		0	0.00	Hunt held, no effort
06A	**TOTAL SUBUNIT**		9	5	4	0		0		
06B	Registration	RG220	0	0	0	0		0	0.00	Hunt held, no effort
06B	Registration	RG226	5	5	0	0		0	8.95	
06B	**TOTAL SUBUNIT**		5	5	0	0		0		
06D	Federal	RG221	3	2	1	0		n/a	n/a	
06D	Registration	RG242	9	7	2	0		0	8.19	
06D	Registration	RG249	16	12	4	0		0	8.28	
06D	Registration	RG252	3	2	1	0		0	7.76	
06D	Registration	RG266	10	4	6	0		0	8.63	
06D	**TOTAL SUBUNIT**		41	27	14	0		0		
06	**TOTAL UNIT**		55	37	18	0		0		
Unit 07										
07	Drawing	DG331	2	0	2	0		0	9.94	
07	Drawing	DG333	1	0	1	0		0	9.75	
07	Registration	RG333	5	3	2	0		0	9.03	
07	**TOTAL HUNT**	G333	6	3	3	0		0		
07	Drawing	DG334	3	2	1	0		0	7.92	
07	Drawing	DG335	3	2	1	0		0	8.00	
07	Drawing	DG336	6	2	4	0		0	8.24	
07	Registration	RG336	5	2	3	0		0	9.47	
07	**TOTAL HUNT**	G336	11	4	7	0		0		

1993-94 HARVEST INFORMATION BY SPECIES: MT. GOAT

GMU	TYPE	HUNT	TOTAL HARVEST	SEX			DLP	UNREPORTED ILLEGAL	AVERAGE HORN LGTH./ ANTLER WIDTH	COMMENTS
				MALE	FEMALE	UNKNOWN				
Unit 07										
07	Drawing	DG337	1	1	0	0		0	8.75	
07	Drawing	DG338	1	1	0	0		0	9.50	
07	Drawing	DG339	1	1	0	0		0	9.25	
07	Drawing	DG340	4	3	1	0		0	9.25	
07	Registration	RG340	2	2	0	0		0	9.94	
07	**TOTAL HUNT**	G340	6	5	1	0		0		
07	Drawing	DG341	2	1	1	0		0	8.82	
07	Drawing	DG342	8	5	3	0		0	7.77	
07	Drawing	DG343	6	3	3	0		0	9.37	
07	Drawing	DG344	0	0	0	0		0	0.00	
07	Registration	RG344	3	3	0	0		0	9.19	
07	**TOTAL HUNT**	G344	3	3	0	0		0		
07	Drawing	DG345	10	4	6	0		0	8.80	
07	Drawing	DG346	8	5	3	0		0	8.29	
07	Drawing	DG347	3	1	2	0		0	9.17	
07	Registration	RG347	8	4	4	0		0	8.52	
07	**TOTAL HUNT**	G347	11	5	6	0		0		
07	Drawing	DG352	9	8	1	0		0	9.07	
07	Registration	RG352	3	2	1	0		0	9.46	
07	**TOTAL HUNT**	G352	12	10	2	0		0		
07	**TOTAL UNIT**		94	55	39	0		0		
Unit 08										
08	Drawing	DG471	9	6	3	0		0	8.96	
08	Drawing	DG472	5	3	2	0		0	8.31	
08	Drawing	DG473	4	3	1	0		0	8.47	
08	Drawing	DG474	7	5	2	0		0	8.73	
08	Drawing	DG475	7	5	2	0		0	8.38	
08	Drawing	DG476	9	3	6	0		0	8.75	
08	Drawing	DG477	7	6	1	0		0	8.82	
08	**TOTAL UNIT**		48	31	17	0		0		
Unit 11										
11	Registration	RG580	16	13	3	0		9	7.54	
11	**TOTAL UNIT**		16	13	3	0		9		
Unit 13										
13D	Drawing	DG718	3	1	2	0		0	8.62	
13D	Drawing	DG719	3	3	0	0		0	7.33	
13D	**TOTAL SUBUNIT**		6	4	2	0		0		
13	**TOTAL UNIT**		6	4	2	0		0		

1993-94 HARVEST INFORMATION BY SPECIES: MT. GOAT

GMU	TYPE	HUNT	TOTAL HARVEST	SEX			DLP	UNREPORTED ILLEGAL	AVERAGE HORN LGTH./ ANTLER WIDTH	COMMENTS
				MALE	FEMALE	UNKNOWN				
Unit 14										
14A	Registration	RG866	4	3	1	0		0	n/a	
14C	Registration	RG868	10	7	3	0		0	9.00	
14C	Registration	RG869	13	9	4	0		0	9.38	
14C	Registration	RG878	0	0	0	0		0	0.00	
14C	Registration	RG879	2	2	0	0		0	n/a	
14C	**TOTAL SUBUNIT**		25	18	7	0		0		
14	**TOTAL UNIT**		29	21	8	0		0		
Unit 15										
15B	Drawing	DG354	2	2	0	0		0	7.25	
15B	Registration	RG354	3	3	0	0		0	9.13	
15B	**TOTAL HUNT**	G354	5	5	0	0		0		
15B	Drawing	DG355	0	0	0	0		0	0.00	
15B	Drawing	DG356	3	2	1	0		0	9.00	
15B	**TOTAL SUBUNIT**		8	7	1	0		0		
15C	Drawing	DG357	1	0	1	0		0	10.01	
15C	Drawing	DG358	2	2	0	0		0	8.57	
15C	Registration	RG358	6	4	2	0		0	8.94	
15C	**TOTAL HUNT**	G358	8	6	2	0		0		
15C	Drawing	DG359	6	4	2	0		0	9.02	
15C	Registration	RG359	6	4	2	0		0	8.44	
15C	**TOTAL HUNT**	G359	12	8	4	0		0		
15C	Drawing	DG360	7	2	5	0		0	8.45	
15C	Registration	RG360	7	5	2	0		0	9.06	
15C	**TOTAL HUNT**	G360	14	7	7	0		0		
15C	Drawing	DG361	3	1	2	0		0	8.67	
15C	Registration	RG361	2	2	0	0		0	9.38	
15C	**TOTAL HUNT**	G361	5	3	2	0		0		
15C	Drawing	DG362	3	2	1	0		0	8.63	
15C	Drawing	DG363	5	4	1	0		0	8.83	
15C	Registration	RG363	16	10	6	0		0	9.33	
15C	**TOTAL HUNT**	G363	21	14	7	0		0		
15C	Registration	RG364	3	1	2	0		0	9.13	
15C	Tier II	TG364	4	4	0	0		0	8.75	
15C	**TOTAL HUNT**	G364	7	5	2	0		0		
15C	Registration	RG365	1	0	1	0		0	8.63	
15C	Tier II	TG365	2	1	1	0		0	9.38	
15C	**TOTAL HUNT**	G365	3	1	2	0		0		
15C	**TOTAL SUBUNIT**		74	46	28	0		0		
15	**TOTAL UNIT**		82	53	29	0		0		
	TOTAL STATEWIDE		547	360	185	2		9		

1993-94 HARVEST INFORMATION BY SPECIES: MUSKOX

GMU	TYPE	HUNT	TOTAL HARVEST	SEX			DLP	UNREPORTED ILLEGAL	AVERAGE HORN LGTH./ ANTLER WIDTH	COMMENTS
				MALE	FEMALE	UNKNOWN				
Unit 18										
18	Drawing	DX001	5	5	0	0		0		
18	Drawing	DX003	30	30	0	0		0		
18	Registration	RX060	4	0	4	0		0		
18	Registration	RX061	19	0	19	0		0		
18	Registration	RX070	26	21	5	0		4		
18	**TOTAL UNIT**		84	56	28	0		4		
Unit 26										
26B	Tier II	TX110	1	1	0	0		0		2 permits issued, 1 hunted
26C	Federal	RX113	7	7	0	0		n/a		
26	**TOTAL UNIT**		8	8	0	0		n/a		
	TOTAL STATEWIDE		92	64	28	0		4		

1993-94 HARVEST INFORMATION BY SPECIES: OTTER

GMU	TYPE	HUNT	TOTAL HARVEST	SEX			DLP	UNREPORTED ILLEGAL	AVERAGE HORN LGTH./ ANTLER WIDTH	COMMENTS
				MALE	FEMALE	UNKNOWN				
Unit 01										
01A	Trapping		112	69	43	0		n/a		
01B	Trapping		21	14	7	0		n/a		
01C	Trapping		13	3	9	1		n/a		6 trappers took 13 otters
01D	Trapping		3	0	1	2		n/a		Transportation data reflect mode of transport for each animal taken
01	**TOTAL UNIT**		149	86	60	3		n/a		
Unit 02										
02	Trapping		108	64	43	1		n/a		
02	**TOTAL UNIT**		108	64	43	1		n/a		
Unit 03										
03	Trapping		82	53	29	0		n/a		
03	**TOTAL UNIT**		82	53	29	0		n/a		
Unit 04										
04	Trapping		63	36	27	0		n/a		
04	**TOTAL UNIT**		63	36	27	0		n/a		
Unit 05										
05A	Trapping		7	3	4	0		n/a		1 trapper took 7 otters
05B	Trapping		0	0	0	0		n/a		
05	**TOTAL UNIT**		7	3	4	0		n/a		
Unit 06										
06A	Trapping		0	0	0	0		n/a		
06B	Trapping		0	0	0	0		n/a		
06C	Trapping		12	8	2	2		n/a		
06D	Trapping		31	13	8	10		n/a		
06	**TOTAL UNIT**		43	21	10	12		n/a		
Unit 07										
07	Trapping		21	11	9	1		n/a		
07	**TOTAL UNIT**		21	11	9	1		n/a		
Unit 08										
08	Trapping		68	40	17	11		n/a		
08	**TOTAL UNIT**		68	40	17	11		n/a		

1993-94 HARVEST INFORMATION BY SPECIES: OTTER

GMU	TYPE	HUNT	TOTAL HARVEST	SEX			DLP	UNREPORTED ILLEGAL	AVERAGE HORN LGTH./ ANTLER WIDTH	COMMENTS
				MALE	FEMALE	UNKNOWN				
Unit 09										
09A	Trapping		0	0	0	0		n/a		
09B	Trapping		35	15	17	3		n/a		9 otters took 35 trappers. Transportation data reflect mode of transport for each trapper taken
09C	Trapping		7	5	2	0		n/a		4 trappers took 7 otters. Transportation data reflect mode of transport for each animal taken
09D	Trapping		4	2	0	2		n/a		Transportation data reflect mode of transport for each animal taken
09E	Trapping		19	6	10	3		n/a		5 trappers took 19 otters. Transportation data reflect mode of transport for each animal taken
09	**TOTAL UNIT**		65	28	29	8		n/a		
Unit 10										
10	Trapping		0	0	0	0		n/a		
10	**TOTAL UNIT**		0	0	0	0		n/a		
Unit 11										
11	Trapping		0	0	0	0		n/a		
11	**TOTAL UNIT**		0	0	0	0		n/a		
Unit 12										
12	Trapping		0	0	0	0		n/a		
12	**TOTAL UNIT**		0	0	0	0		n/a		
Unit 13										
13A	Trapping		10	3	1	6		n/a		
13B	Trapping		3	3	0	0		n/a		
13C	Trapping		4	3	1	0		n/a		
13D	Trapping		9	4	5	0		n/a		
13E	Trapping		16	10	4	2		n/a		
13	**TOTAL UNIT**		42	23	11	8		n/a		
Unit 14										
14A	Trapping		24	16	6	2		n/a		
14B	Trapping		9	5	3	1		n/a		
14C	Trapping		2	1	0	1		n/a		
14	**TOTAL UNIT**		35	22	9	4		n/a		
Unit 15										
15A	Trapping		8	6	2	0		n/a		
15B	Trapping		3	2	1	0		n/a		
15C	Trapping		40	24	16	0		n/a		
15	**TOTAL UNIT**		51	32	19	0		n/a		

1993-94 HARVEST INFORMATION BY SPECIES: OTTER

GMU	TYPE	HUNT	TOTAL HARVEST	SEX MALE	SEX FEMALE	SEX UNKNOWN	DLP	UNREPORTED ILLEGAL	AVERAGE HORN LGTH./ ANTLER WIDTH	COMMENTS
Unit 16										
16A	Trapping		2	1	1	0		n/a		
16B	Trapping		29	12	15	2		n/a		
16	**TOTAL UNIT**		31	13	16	2		n/a		
Unit 17										
17A	Trapping		10	6	4	0		n/a		5 successful trappers (avg=2.0). Transportation data reflect mode of transport for each animal taken
17B	Trapping		9	2	3	4		n/a		6 successful trappers (avg=1.5)
17C	Trapping		74	35	33	6		n/a		21 successful trappers (avg=3.5). Transportation data reflect mode of transport for each animal taken
17	**TOTAL UNIT**		93	43	40	10		n/a		
Unit 18										
18	Trapping		109	41	24	44		n/a		
18	**TOTAL UNIT**		109	41	24	44		n/a		
Unit 19										
19A	Trapping		20	5	4	11		n/a		
19B	Trapping		9	4	5	0		n/a		
19C	Trapping		0	0	0	0		n/a		
19D	Trapping		4	0	0	4		n/a		
19	**TOTAL UNIT**		33	9	9	15		n/a		
Unit 20										
20A	Trapping		8	5	2	1		n/a		
20B	Trapping		24	11	7	6		n/a		
20C	Trapping		7	3	2	2		n/a		
20D	Trapping		3	1	0	2		n/a		
20E	Trapping		1	1	0	0		n/a		
20F	Trapping		0	0	0	0		n/a		
20	**TOTAL UNIT**		43	21	11	11		n/a		
Unit 21										
21A	Trapping		5	2	3	0		n/a		
21B	Trapping		0	0	0	0		n/a		
21C	Trapping		0	0	0	0		n/a		
21D	Trapping		13	5	2	6		n/a		9 trappers took 13 otters
21E	Trapping		19	12	5	2		n/a		
21	**TOTAL UNIT**		37	19	10	8		n/a		

1993-94 HARVEST INFORMATION BY SPECIES: OTTER

GMU	TYPE	HUNT	TOTAL HARVEST	SEX			DLP	UNREPORTED ILLEGAL	AVERAGE HORN LGTH./ ANTLER WIDTH	COMMENTS
				MALE	FEMALE	UNKNOWN				
Unit 22										
22A	Trapping		0	0	0	0		n/a		
22B	Trapping		4	3	1	0		n/a		
22C	Trapping		4	0	1	3		n/a		
22D	Trapping		0	0	0	0		n/a		
22E	Trapping		1	0	0	1		n/a		
22	**TOTAL UNIT**		9	3	2	4		n/a		
Unit 23										
23	Trapping		0	0	0	0		n/a		
23	**TOTAL UNIT**		0	0	0	0		n/a		
Unit 24										
24	Trapping		23	5	2	16		n/a		9 trappers took 23 otters. Transportation data reflect mode of transport for each animal taken
24	**TOTAL UNIT**		23	5	2	16		n/a		
Unit 25										
25A	Trapping		0	0	0	0		n/a		
25B	Trapping		0	0	0	0		n/a		
25C	Trapping		0	0	0	0		n/a		
25D	Trapping		3	3	0	0		n/a		
25	**TOTAL UNIT**		3	3	0	0		n/a		
Unit 26										
26A	Trapping		0	0	0	0		n/a		
26B	Trapping		0	0	0	0		n/a		
26C	Trapping		0	0	0	0		n/a		
26	**TOTAL UNIT**		0	0	0	0		n/a		
	TOTAL STATEWIDE		1115	576	381	158		n/a		

1993-94 HARVEST INFORMATION BY SPECIES: SHEEP

GMU	TYPE	HUNT	TOTAL HARVEST	SEX			DLP	UNREPORTED ILLEGAL	AVERAGE HORN LGTH./ ANTLER WIDTH	COMMENTS
				MALE	FEMALE	UNKNOWN				
Unit 07										
07	General Season		7	7	0	0		0	36.93	
07	**TOTAL UNIT**		7	7	0	0		0		
Unit 09										
09B	General Season		0	0	0	0		0	0.00	
09Z	General Season		0	0	0	0		0	0.00	
09	**TOTAL UNIT**		0	0	0	0		0		
Unit 11										
11	General Season		143	116	21	6		0	29.85	
11	**TOTAL UNIT**		143	116	21	6		0		
Unit 12										
12	General Season		173	169	0	4		0	34.50	
12	Drawing	DS102	22	22	0	0		0	36.47	
12	**TOTAL UNIT**		195	191	0	4		0		
Unit 13										
13A	General Season		53	52	0	1		0	34.64	
13B	General Season		0	0	0	0		0	0.00	
13B	Drawing	DS203	1	1	0	0		0	34.00	
13B	Drawing	DS204	1	1	0	0		0	35.50	
13B	**TOTAL SUBUNIT**		2	2	0	0		0		
13C	General Season		5	5	0	0		0	36.55	
13C	Drawing	DS102	2	2	0	0		0	38.32	
13C	**TOTAL SUBUNIT**		7	7	0	0		0		
13D	General Season		62	61	0	1		0	37.07	
13E	General Season		17	17	0	0		0	34.29	
13Z	General Season		1	1	0	0		0	35.00	
13	**TOTAL UNIT**		142	140	0	2		0		
Unit 14										
14A	General Season		29	28	0	1		0	35.36	
14B	General Season		13	12	0	1		0	36.31	
14C	Drawing	DS124	4	4	0	0		0	37.57	
14C	Drawing	DS125	4	3	1	0		0	27.75	
14C	Drawing	DS126	3	3	0	0		0	35.88	
14C	Drawing	DS127	1	1	0	0		0	33.00	
14C	Drawing	DS128	2	1	1	0		0	23.38	
14C	Drawing	DS129	2	2	0	0		0	39.07	
14C	Drawing	DS130	8	4	4	0		0	18.98	
14C	Drawing	DS131	4	4	0	0		0	26.75	
14C	Drawing	DS132	4	2	2	0		0	16.72	
14C	Drawing	DS133	6	5	1	0		0	23.78	
14C	Drawing	DS134	0	0	0	0		0	0.00	
14C	Drawing	DS135	0	0	0	0		0	0.00	

1993-94 HARVEST INFORMATION BY SPECIES: SHEEP

GMU	TYPE	HUNT	TOTAL HARVEST	SEX			DLP	UNREPORTED ILLEGAL	AVERAGE HORN LGTH./ ANTLER WIDTH	COMMENTS
				MALE	FEMALE	UNKNOWN				
Unit 14										
14C	Drawing	DS136	8	8	0	0		0	35.52	
14C	Drawing	DS137	5	3	2	0		0	25.08	
14C	Drawing	DS138	6	6	0	0		0	33.42	
14C	Drawing	DS139	5	4	1	0		0	31.93	
14C	Drawing	DS140	6	1	5	0		0	13.78	
14C	Drawing	DS141	5	2	3	0		0	15.28	
14C	**TOTAL SUBUNIT**		73	53	20	0		0		
14Z	General Season		1	1	0	0		0	38.25	
14	**TOTAL UNIT**		116	94	20	2		0		
Unit 15										
15A	General Season		3	3	0	0		0	36.38	
15A	Drawing	DS152	8	0	8	0		0	9.41	
15A	**TOTAL SUBUNIT**		11	3	8	0		0		
15B	General Season		18	17	0	1		0	35.67	
15C	General Season		5	5	0	0		0	35.05	
15Z	General Season		0	0	0	0		0	0.00	
15	**TOTAL UNIT**		34	25	8	1		0		
Unit 16										
16A	General Season		0	0	0	0		0	0.00	
16B	General Season		17	15	0	2		0	36.46	
16	**TOTAL UNIT**		17	15	0	2		0		
Unit 17										
17A	General Season		0	0	0	0		0	0.00	Sheep in GMU 17 occur only in 17B, in Lake Clark National Park and Preserve. Other subunits = hunt held, no effort.
17B	General Season		0	0	0	0		0	0.00	Sheep in GMU 17B occur only in Lake Clark National Park and Preserve. The Park is closed to all hunting except by local rural residents.
17C	General Season		0	0	0	0		0	0.00	Sheep in GMU 17 occur only in 17B, in Lake Clark National Park and Preserve. Other subunits = hunt held, no effort.
17	**TOTAL UNIT**		0	0	0	0		0		
Unit 19										
19A	General Season		0	0	0	0		0	0.00	
19B	General Season		6	6	0	0		0	36.67	
19C	General Season		118	111	0	7		0	35.61	
19D	General Season		0	0	0	0		0	0.00	
19Z	General Season		1	1	0	0		0	40.25	
19	**TOTAL UNIT**		125	118	0	7		0		

1993-94 HARVEST INFORMATION BY SPECIES: SHEEP

GMU	TYPE	HUNT	TOTAL HARVEST	SEX MALE	SEX FEMALE	SEX UNKNOWN	DLP	UNREPORTED ILLEGAL	AVERAGE HORN LGTH./ ANTLER WIDTH	COMMENTS
Unit 20										
20A	General Season		50	50	0	0		0	33.57	
20A	Drawing	DS203	0	0	0	0		0	0.00	Hunt held. No effort, no success in GMU 20A.
20A	Drawing	DS204	0	0	0	0		0	0.00	Hunt held. No effort, no success in GMU 20A.
20A	**TOTAL SUBUNIT**		50	50	0	0		0		
20B	General Season		0	0	0	0		0	0.00	
20C	General Season		0	0	0	0		0	0.00	
20D	Drawing	DS102	20	20	0	0		0	38.04	
20D	Drawing	DS203	20	19	0	1		0	36.25	
20D	Drawing	DS204	18	18	0	0		0	35.57	
20D	Drawing	DS206	1	1	0	0		0	32.50	
20D	**TOTAL SUBUNIT**		59	58	0	1		0		
20E	General Season		8	8	0	0		0	34.00	
20E	Drawing	DS206	0	0	0	0		0	0.00	
20E	**TOTAL SUBUNIT**		8	8	0	0		0		
20F	General Season		0	0	0	0		0	0.00	Hunt held. No effort.
20Z	General Season		0	0	0	0		0	0.00	
20	**TOTAL UNIT**		117	116	0	1		0		
Unit 23										
23	General Season		9	9	0	0		0	33.42	Season shortened by emergency order. Open season Sept. 1-20.
23	Registration	RS385	0	0	0	0		0	0.00	Season canceled by emergency order
23	Registration	RS387	11	10	1	0		0	27.97	Winter season closed by emergency order in that portion of Unit 23 south and east of the Noatak River including the Igichuk Hills.
23	**TOTAL UNIT**		20	19	1	0		0		
Unit 24										
24	General Season		22	22	0	0		0	34.37	
24	Subsistence		0	0	0	0		0	0.00	Gates of the Arctic Subsistence Hunt. Hunt held, no effort.
24	Federal	RS424	4	4	0	0		n/a	35.88	27 permits issued, 21 reported
24	**TOTAL UNIT**		26	26	0	0		n/a		
Unit 25										
25A	General Season		24	23	0	1		0	35.75	
25A	Registration	RS595	3	0	3	0		0	n/a	
25A	Federal	RS597	0	0	0	0		n/a	0.00	No permits issued
25A	Federal	RS598	0	0	0	0		n/a	0.00	No permits issued
25A	**TOTAL SUBUNIT**		27	23	3	1		n/a		
25B	General Season		0	0	0	0		0	0.00	
25C	General Season		5	5	0	0		0	34.45	

1993-94 HARVEST INFORMATION BY SPECIES: SHEEP

GMU	TYPE	HUNT	TOTAL HARVEST	SEX			DLP	UNREPORTED ILLEGAL	AVERAGE HORN LGTH./ ANTLER WIDTH	COMMENTS
				MALE	FEMALE	UNKNOWN				
Unit 25										
25D	General Season		3	3	0	0		0	32.67	
25Z	General Season		1	1	0	0		0	32.00	
25	**TOTAL UNIT**		36	32	3	1		0		
Unit 26										
26A	General Season		8	8	0	0		0	33.84	
26B	General Season		41	37	0	4		0	33.99	
26B	Federal	RS699	0	0	0	0		n/a	0.00	11 permits issued, 6 reported
26B	**TOTAL SUBUNIT**		41	37	0	4		n/a		
26C	General Season		57	55	0	2		0	34.59	
26C	Registration	RS595	4	3	0	1		0	n/a	
26C	Federal	RS799	5	4	1	0		n/a	20.88	6 permits issued
26C	**TOTAL SUBUNIT**		66	62	1	3		n/a		
26Z	General Season		3	2	0	1		0	36.83	
26	**TOTAL UNIT**		118	109	1	8		0		
Unit 27										
27Z	General Season		5	5	0	0		0	33.60	
27	**TOTAL UNIT**		5	5	0	0		0		
	TOTAL STATEWIDE		1101	1013	54	34		0		

1993-94 SHEEP HARVEST INFORMATION BY MOUNTAIN RANGE

MTN. RANGE	TYPE	TOTAL HARVEST	SEX MALE	SEX FEMALE	SEX UNKNOWN	DLP	UNREPORTED ILLEGAL	AVERAGE HORN LGTH./ ANTLER WIDTH	COMMENTS
ALASKA RANGE EAST									
12	Drawing	22	22	0	0		0	36.47	
12	General Season	1	1	0	0		0	37.00	
12	**TOTAL UNIT**	23	23	0	0		0		
13B	Drawing	2	2	0	0		0	34.75	
13B	General Season	0	0	0	0		0	0.00	
13B	**TOTAL SUBUNIT**	2	2	0	0		0		
13C	Drawing	2	2	0	0		0	38.32	
13C	General Season	5	5	0	0		0	36.55	
13C	**TOTAL SUBUNIT**	7	7	0	0		0		
13E	General Season	3	3	0	0		0	33.04	
13Z	General Season	0	0	0	0		0	0.00	
13	**TOTAL UNIT**	12	12	0	0		0		
20A	General Season	50	50	0	0		0	33.57	
20C	General Season	0	0	0	0		0	0.00	
20D	Drawing	59	58	0	1		0	36.60	
20	**TOTAL UNIT**	109	108	0	1		0		
TOTAL MOUNTAIN RANGE		144	143	0	1		0		
ALASKA RANGE WEST									
09B	General Season	0	0	0	0		0	0.00	
09Z	General Season	0	0	0	0		0	0.00	
09	**TOTAL UNIT**	0	0	0	0		0		
16A	General Season	0	0	0	0		0	0.00	
16B	General Season	17	15	0	2		0	36.46	
16	**TOTAL UNIT**	17	15	0	2		0		
17B	General Season	0	0	0	0		0	0.00	
17	**TOTAL UNIT**	0	0	0	0		0		
19B	General Season	6	6	0	0		0	36.67	
19C	General Season	118	111	0	7		0	35.61	
19Z	General Season	1	1	0	0		0	40.25	
19	**TOTAL UNIT**	125	118	0	7		0		
TOTAL MOUNTAIN RANGE		142	133	0	9		0		
BROOKS RANGE									
23	General Season	9	9	0	0		0	33.42	
23	Registration	11	10	1	0		0	27.97	
23	**TOTAL UNIT**	20	19	1	0		0		
24	General Season	22	22	0	0		0	34.37	
24	Registration	4	4	0	0		0	35.88	
24	**TOTAL UNIT**	26	26	0	0		0		
25A	General Season	24	23	0	1		0	35.75	
25A	Registration	3	0	3	0		0	0.00	
25A	**TOTAL SUBUNIT**	27	23	3	1		0		
25Z	General Season	1	1	0	0		0	32.00	
25	**TOTAL UNIT**	28	24	3	1		0		

1993-94 SHEEP HARVEST INFORMATION BY MOUNTAIN RANGE

MTN. RANGE	TYPE	TOTAL HARVEST	SEX MALE	SEX FEMALE	SEX UNKNOWN	DLP	UNREPORTED ILLEGAL	AVERAGE HORN LGTH./ ANTLER WIDTH	COMMENTS
BROOKS RANGE									
26A	General Season	8	8	0	0		0	33.84	
26B	General Season	41	37	0	4		0	33.99	
26B	Registration	0	0	0	0		0	0.00	
26B	**TOTAL SUBUNIT**	41	37	0	4		0		
26C	General Season	57	55	0	2		0	34.59	
26C	Registration	5	4	1	0		0	20.88	
26C	Registration	4	3	0	1		0	0.00	
26C	**TOTAL SUBUNIT**	66	62	1	3		0		
26Z	General Season	3	2	0	1		0	36.83	
26	**TOTAL UNIT**	118	109	1	8		0		
TOTAL MOUNTAIN RANGE		192	178	5	9		0		
CHUGACH MOUNTAINS									
11	General Season	3	3	0	0		0	40.13	
11	**TOTAL UNIT**	3	3	0	0		0		
13A	General Season	3	3	0	0		0	35.58	
13D	General Season	62	61	0	1		0	37.07	
13	**TOTAL UNIT**	65	64	0	1		0		
14A	General Season	25	25	0	0		0	34.94	
14C	Drawing	73	53	20	0		0	26.68	
14Z	General Season	1	1	0	0		0	38.25	
14	**TOTAL UNIT**	99	79	20	0		0		
TOTAL MOUNTAIN RANGE		167	146	20	1		0		
KENAI MOUNTAINS									
07	General Season	7	7	0	0		0	36.93	
07	**TOTAL UNIT**	7	7	0	0		0		
15A	Drawing	8	0	8	0		0	9.41	
15A	General Season	3	3	0	0		0	36.38	
15A	**TOTAL SUBUNIT**	11	3	8	0		0		
15B	General Season	18	17	0	1		0	35.67	
15C	General Season	5	5	0	0		0	35.05	
15Z	General Season	0	0	0	0		0	0.00	
15	**TOTAL UNIT**	34	25	8	1		0		
TOTAL MOUNTAIN RANGE		41	32	8	1		0		
OLGILVIE MOUNTAINS									
25B	General Season	0	0	0	0		0	0.00	
25	**TOTAL UNIT**	0	0	0	0		0		
TOTAL MOUNTAIN RANGE		0	0	0	0		0		
TALKEETNA, CHULITNA, WATANA MOUNTAINS									
13A	General Season	50	49	0	1		0	34.59	
13E	General Season	14	14	0	0		0	34.55	
13Z	General Season	1	1	0	0		0	35.00	
13	**TOTAL UNIT**	65	64	0	1		0		

1993-94 SHEEP HARVEST INFORMATION BY MOUNTAIN RANGE

MTN. RANGE	TYPE	TOTAL HARVEST	SEX MALE	SEX FEMALE	SEX UNKNOWN	DLP	UNREPORTED ILLEGAL	AVERAGE HORN LGTH./ ANTLER WIDTH	COMMENTS
TALKEETNA, CHULITNA, WATANA MOUNTAINS									
14A	General Season	4	3	0	1		0	37.97	
14B	General Season	13	12	0	1		0	36.31	
14Z	General Season	0	0	0	0		0	0.00	
14	**TOTAL UNIT**	17	15	0	2		0		
TOTAL MOUNTAIN RANGE		82	79	0	3		0		
TANANA HILLS - WHITE MOUNTAINS									
20B	General Season	0	0	0	0		0	0.00	
20E	Drawing	0	0	0	0		0	0.00	
20E	General Season	8	8	0	0		0	35.72	
20E	**TOTAL SUBUNIT**	8	8	0	0		0		
20	**TOTAL UNIT**	8	8	0	0		0		
25C	General Season	5	5	0	0		0	34.45	
25D	General Season	3	3	0	0		0	32.67	
25Z	General Season	0	0	0	0		0	0.00	
25	**TOTAL UNIT**	8	8	0	0		0		
TOTAL MOUNTAIN RANGE		16	16	0	0		0		
WRANGELL MOUNTAINS									
11	General Season	139	112	21	6		0	29.64	
11	**TOTAL UNIT**	139	112	21	6		0		
12	General Season	169	165	0	4		0	34.25	
12	**TOTAL UNIT**	169	165	0	4		0		
TOTAL MOUNTAIN RANGE		308	277	21	10		0		
UNKNOWN									
11	General Season	1	1	0	0		0	26.00	
11	**TOTAL UNIT**	1	1	0	0		0		
12	General Season	3	3	0	0		0	36.00	
12	**TOTAL UNIT**	3	3	0	0		0		
13E	General Season	0	0	0	0		0	0.00	
13Z	General Season	0	0	0	0		0	0.00	
13	**TOTAL UNIT**	0	0	0	0		0		
14A	General Season	0	0	0	0		0	0.00	
14Z	General Season	0	0	0	0		0	0.00	
14	**TOTAL UNIT**	0	0	0	0		0		
20Z	General Season	0	0	0	0			n/a	
20	**TOTAL UNIT**	0	0	0	0				
25Z	General Season	0	0	0	0		0	0.00	
25	**TOTAL UNIT**	0	0	0	0		0		
27Z	General Season	5	5	0	0		0	33.60	
27	**TOTAL UNIT**	5	5	0	0		0		
TOTAL MOUNTAIN RANGE		9	9	0	0		0		
TOTAL STATEWIDE		1101	1013	54	34		0		

1993-94 HARVEST INFORMATION BY SPECIES: WOLF

GMU	TYPE	HUNT	TOTAL HARVEST	SEX			DLP	UNREPORTED ILLEGAL	AVERAGE HORN LGTH./ ANTLER WIDTH	COMMENTS
				MALE	FEMALE	UNKNOWN				
Unit 01										
01A	Hunting/Trapping		32	18	14	0		n/a		
01B	Hunting/Trapping		17	9	8	0		n/a		
01C	Hunting/Trapping		13	8	5	0		n/a		7 trappers took 13 wolves
01D	Hunting/Trapping		1	1	0	0		n/a		
01	**TOTAL UNIT**		63	36	27	0		n/a		
Unit 02										
02	Hunting/Trapping		103	46	54	3		n/a		
02	**TOTAL UNIT**		103	46	54	3		n/a		
Unit 03										
03	Hunting/Trapping		48	27	19	2		n/a		
03	**TOTAL UNIT**		48	27	19	2		n/a		
Unit 05										
05A	Hunting/Trapping		11	7	4	0		n/a		5 trappers took 11 wolves
05B	Hunting/Trapping		1	1	0	0		n/a		
05	**TOTAL UNIT**		12	8	4	0		n/a		
Unit 06										
06A	Hunting/Trapping		2	2	0	0		n/a		
06B	Hunting/Trapping		0	0	0	0		n/a		
06C	Hunting/Trapping		0	0	0	0		n/a		
06D	Hunting/Trapping		0	0	0	0		n/a		
06	**TOTAL UNIT**		2	2	0	0		n/a		
Unit 07										
07	Hunting/Trapping		6	4	2	0		n/a		
07	**TOTAL UNIT**		6	4	2	0		n/a		
Unit 09										
09A	Hunting/Trapping		0	0	0	0		n/a		
09B	Hunting/Trapping		14	5	9	0		n/a		5 trappers took 14 wolves. Transportation data reflect mode of transport for each animal taken
09C	Hunting/Trapping		12	6	4	2		n/a		5 trappers took 12 wolves. Transportation data reflect mode of transport for each animal taken
09D	Hunting/Trapping		2	1	1	0		n/a		
09E	Hunting/Trapping		40	23	7	10		n/a		10 trappers took 40 wolves. Transportation data reflect mode of transport for each animal taken
09	**TOTAL UNIT**		68	35	21	12		n/a		

1993-94 HARVEST INFORMATION BY SPECIES: WOLF

GMU	TYPE	HUNT	TOTAL HARVEST	SEX			DLP	UNREPORTED ILLEGAL	AVERAGE HORN LGTH./ ANTLER WIDTH	COMMENTS
				MALE	FEMALE	UNKNOWN				
Unit 10										
10	Hunting/Trapping		0	0	0	0		n/a		
10	**TOTAL UNIT**		0	0	0	0		n/a		
Unit 11										
11	Hunting/Trapping		17	11	6	0		n/a		
11	**TOTAL UNIT**		17	11	6	0		n/a		
Unit 12										
12	Hunting/Trapping		71	37	28	6		n/a		
12	**TOTAL UNIT**		71	37	28	6		n/a		
Unit 13										
13A	Hunting/Trapping		36	18	16	2		n/a		
13B	Hunting/Trapping		40	19	21	0		n/a		
13C	Hunting/Trapping		33	12	16	5		n/a		Transportation data reflect mode of transport for each animal taken
13D	Hunting/Trapping		28	13	13	2		n/a		
13E	Hunting/Trapping		43	22	21	0		n/a		
13	**TOTAL UNIT**		180	84	87	9		n/a		
Unit 14										
14A	Hunting/Trapping		1	1	0	0		n/a		
14B	Hunting/Trapping		6	5	1	0		n/a		
14C	Hunting/Trapping		0	0	0	0		n/a		
14	**TOTAL UNIT**		7	6	1	0		n/a		
Unit 15										
15A	Hunting/Trapping		6	3	3	0		n/a		
15B	Hunting/Trapping		9	4	5	0		n/a		
15C	Hunting/Trapping		6	3	3	0		n/a		
15	**TOTAL UNIT**		21	10	11	0		n/a		
Unit 16										
16A	Hunting/Trapping		1	1	0	0		n/a		
16B	Hunting/Trapping		11	5	5	1		n/a		
16	**TOTAL UNIT**		12	6	5	1		n/a		
Unit 17										
17A	Hunting/Trapping		0	0	0	0		n/a		
17B	Hunting/Trapping		49	26	13	10		n/a		20 successful trappers (avg=2.5)
17C	Hunting/Trapping		6	3	3	0		n/a		3 successful trappers (avg=2.0)
17	**TOTAL UNIT**		55	29	16	10		n/a		

1993-94 HARVEST INFORMATION BY SPECIES: WOLF

GMU	TYPE	HUNT	TOTAL HARVEST	SEX			DLP	UNREPORTED ILLEGAL	AVERAGE HORN LGTH./ ANTLER WIDTH	COMMENTS
				MALE	FEMALE	UNKNOWN				
Unit 18										
18	Hunting/Trapping		6	0	1	5		n/a		
18	**TOTAL UNIT**		6	0	1	5		n/a		
Unit 19										
19A	Hunting/Trapping		6	4	2	0		n/a		
19B	Hunting/Trapping		19	11	7	1		n/a		
19C	Hunting/Trapping		37	19	17	1		n/a		
19D	Hunting/Trapping		22	6	14	2		n/a		
19	**TOTAL UNIT**		84	40	40	4		n/a		
Unit 20										
20A	Hunting/Trapping		160	66	83	11		n/a		98 wolves were harvested in GMU 20A through ADF&G-instituted Wolf Control Program; 38 wolves were taken by members of the public in the Wolf Control Area; 24 wolves were harvested by members of the public in the remainder of GMU 20A.
20B	Hunting/Trapping		103	48	53	2		n/a		
20C	Hunting/Trapping		30	13	15	2		n/a		
20D	Hunting/Trapping		48	17	27	4		n/a		
20E	Hunting/Trapping		68	34	26	8		n/a		
20F	Hunting/Trapping		14	9	5	0		n/a		10 trappers took 14 wolves
20	**TOTAL UNIT**		423	187	209	27		n/a		
Unit 21										
21A	Hunting/Trapping		7	4	3	0		n/a		
21B	Hunting/Trapping		12	6	6	0		n/a		
21C	Hunting/Trapping		0	0	0	0		n/a		
21D	Hunting/Trapping		43	26	14	3		n/a		36 trappers took 43 wolves
21E	Hunting/Trapping		7	4	2	1		n/a		
21	**TOTAL UNIT**		69	40	25	4		n/a		
Unit 22										
22A	Hunting/Trapping		23	16	5	2		n/a		8 trappers took 23 wolves. Transportation data reflect mode of transport for each animal taken
22B	Hunting/Trapping		11	8	3	0		n/a		6 trappers took 11 wolves. Transportation data reflect mode of transport for each animal taken
22C	Hunting/Trapping		0	0	0	0		n/a		
22D	Hunting/Trapping		0	0	0	0		n/a		
22	**TOTAL UNIT**		34	24	8	2		n/a		

1993-94 HARVEST INFORMATION BY SPECIES: WOLF

GMU	TYPE	HUNT	TOTAL HARVEST	SEX			DLP	UNREPORTED ILLEGAL	AVERAGE HORN LGTH./ ANTLER WIDTH	COMMENTS
				MALE	FEMALE	UNKNOWN				
Unit 23										
23	Hunting/Trapping		50	30	17	3		n/a		Transportation data reflect mode of transport for each animal taken
23	**TOTAL UNIT**		50	30	17	3		n/a		
Unit 24										
24	Hunting/Trapping		94	50	38	6		n/a		
24	**TOTAL UNIT**		94	50	38	6		n/a		
Unit 25										
25A	Hunting/Trapping		18	8	10	0		n/a		
25B	Hunting/Trapping		12	6	1	5		n/a		
25C	Hunting/Trapping		19	10	9	0		n/a		
25D	Hunting/Trapping		19	10	7	2		n/a		
25	**TOTAL UNIT**		68	34	27	7		n/a		
Unit 26										
26A	Hunting/Trapping		59	38	17	4		n/a		
26B	Hunting/Trapping		31	18	11	2		n/a		
26C	Hunting/Trapping		0	0	0	0		n/a		
26	**TOTAL UNIT**		90	56	28	6		n/a		
	TOTAL STATEWIDE		1583	802	674	107		n/a		

1993-94 HARVEST INFORMATION BY SPECIES: WOLVERINE

GMU	TYPE	HUNT	TOTAL HARVEST	SEX			DLP	UNREPORTED ILLEGAL	AVERAGE HORN LGTH./ ANTLER WIDTH	COMMENTS
				MALE	FEMALE	UNKNOWN				
Unit 01										
01A	Hunting/Trapping		1	1	0	0		n/a		
01B	Hunting/Trapping		7	5	1	1		n/a		
01C	Hunting/Trapping		6	4	2	0		n/a		4 trappers took 6 wolverines
01D	Hunting/Trapping		10	7	3	0		n/a		3 trappers took 10 wolverines
01	**TOTAL UNIT**		24	17	6	1		n/a		
Unit 02										
02	Hunting/Trapping		0	0	0	0		n/a		
02	**TOTAL UNIT**		0	0	0	0		n/a		
Unit 03										
03	Hunting/Trapping		0	0	0	0		n/a		
03	**TOTAL UNIT**		0	0	0	0		n/a		
Unit 05										
05A	Hunting/Trapping		1	0	1	0		n/a		
05B	Hunting/Trapping		0	0	0	0		n/a		
05	**TOTAL UNIT**		1	0	1	0		n/a		
Unit 06										
06A	Hunting/Trapping		0	0	0	0		n/a		
06B	Hunting/Trapping		1	1	0	0		n/a		
06C	Hunting/Trapping		7	4	2	1		n/a		
06D	Hunting/Trapping		8	5	3	0		n/a		
06	**TOTAL UNIT**		16	10	5	1		n/a		
Unit 07										
07	Hunting/Trapping		9	7	2	0		n/a		
07	**TOTAL UNIT**		9	7	2	0		n/a		
Unit 09										
09A	Hunting/Trapping		7	3	4	0		n/a		3 trappers took 7 wolverines. Transportation data reflect mode of transport for each animal taken
09B	Hunting/Trapping		24	18	5	1		n/a		15 trappers took 24 wolverines. Transportation data reflect mode of transport for each animal taken
09C	Hunting/Trapping		13	6	5	2		n/a		6 trappers took 13 wolverines. Transportation data reflect mode of transport for each animal taken
09D	Hunting/Trapping		0	0	0	0		n/a		
09E	Hunting/Trapping		14	9	4	1		n/a		7 trappers took 14 wolverines. Transportation data reflect mode of transport for each animal taken
09	**TOTAL UNIT**		58	36	18	4		n/a		

1993-94 HARVEST INFORMATION BY SPECIES: WOLVERINE

GMU	TYPE	HUNT	TOTAL HARVEST	SEX			DLP	UNREPORTED ILLEGAL	AVERAGE HORN LGTH./ ANTLER WIDTH	COMMENTS
				MALE	FEMALE	UNKNOWN				
Unit 10										
10	Hunting/Trapping		0	0	0	0		n/a		
10	**TOTAL UNIT**		0	0	0	0		n/a		
Unit 11										
11	Hunting/Trapping		7	3	4	0		n/a		
11	**TOTAL UNIT**		7	3	4	0		n/a		
Unit 12										
12	Hunting/Trapping		21	15	3	3		n/a		
12	**TOTAL UNIT**		21	15	3	3		n/a		
Unit 13										
13A	Hunting/Trapping		5	2	3	0		n/a		
13B	Hunting/Trapping		7	4	3	0		n/a		
13C	Hunting/Trapping		1	1	0	0		n/a		
13D	Hunting/Trapping		14	11	3	0		n/a		
13E	Hunting/Trapping		7	5	2	0		n/a		
13	**TOTAL UNIT**		34	23	11	0		n/a		
Unit 14										
14A	Hunting/Trapping		7	4	3	0		n/a		
14B	Hunting/Trapping		5	4	1	0		n/a		
14C	Hunting/Trapping		1	1	0	0		n/a		
14	**TOTAL UNIT**		13	9	4	0		n/a		
Unit 15										
15B	Hunting/Trapping		0	0	0	0		n/a		
15C	Hunting/Trapping		8	5	3	0		n/a		
15	**TOTAL UNIT**		8	5	3	0		n/a		
Unit 16										
16A	Hunting/Trapping		0	0	0	0		n/a		
16B	Hunting/Trapping		12	8	3	1		n/a		
16	**TOTAL UNIT**		12	8	3	1		n/a		
Unit 17										
17A	Hunting/Trapping		6	4	2	0		n/a		2 successful trappers (avg=3.0)
17B	Hunting/Trapping		20	12	7	1		n/a		15 successful trappers (avg=1.3)
17C	Hunting/Trapping		3	2	1	0		n/a		3 successful trappers (avg=1.0)
17	**TOTAL UNIT**		29	18	10	1		n/a		
Unit 18										
18	Hunting/Trapping		4	2	0	2		n/a		
18	**TOTAL UNIT**		4	2	0	2		n/a		

1993-94 HARVEST INFORMATION BY SPECIES: WOLVERINE

GMU	TYPE	HUNT	TOTAL HARVEST	SEX			DLP	UNREPORTED ILLEGAL	AVERAGE HORN LGTH./ ANTLER WIDTH	COMMENTS
				MALE	FEMALE	UNKNOWN				
Unit 19										
19A	Hunting/Trapping		4	1	1	2		n/a		
19B	Hunting/Trapping		7	2	4	1		n/a		
19C	Hunting/Trapping		14	11	3	0		n/a		
19D	Hunting/Trapping		7	6	0	1		n/a		
19	**TOTAL UNIT**		32	20	8	4		n/a		
Unit 20										
20A	Hunting/Trapping		16	12	4	0		n/a		
20B	Hunting/Trapping		13	11	2	0		n/a		
20C	Hunting/Trapping		4	3	1	0		n/a		
20D	Hunting/Trapping		9	2	2	5		n/a		
20E	Hunting/Trapping		10	7	3	0		n/a		
20F	Hunting/Trapping		2	2	0	0		n/a		
20	**TOTAL UNIT**		54	37	12	5		n/a		
Unit 21										
21A	Hunting/Trapping		15	7	8	0		n/a		
21B	Hunting/Trapping		9	3	6	0		n/a		
21C	Hunting/Trapping		0	0	0	0		n/a		
21D	Hunting/Trapping		16	6	9	1		n/a		
21E	Hunting/Trapping		4	1	2	1		n/a		
21	**TOTAL UNIT**		44	17	25	2		n/a		
Unit 22										
22A	Hunting/Trapping		4	4	0	0		n/a		
22B	Hunting/Trapping		9	6	2	1		n/a		7 trappers took 9 wolverines. Transportation data reflect mode of transport for each animal taken
22C	Hunting/Trapping		3	1	1	1		n/a		Transportation data reflect mode of transport for each animal taken
22D	Hunting/Trapping		4	2	0	2		n/a		Transportation data reflect mode of transport for each animal taken
22E	Hunting/Trapping		4	2	1	1		n/a		
22	**TOTAL UNIT**		24	15	4	5		n/a		
Unit 23										
23	Hunting/Trapping		19	11	8	0		n/a		
23	**TOTAL UNIT**		19	11	8	0		n/a		
Unit 24										
24	Hunting/Trapping		30	16	9	5		n/a		Transportation data reflect mode of transport for each animal taken
24	**TOTAL UNIT**		30	16	9	5		n/a		

1993-94 HARVEST INFORMATION BY SPECIES: WOLVERINE

GMU	TYPE	HUNT	TOTAL HARVEST	SEX			DLP	UNREPORTED ILLEGAL	AVERAGE HORN LGTH./ ANTLER WIDTH	COMMENTS
				MALE	FEMALE	UNKNOWN				
Unit 25										
25A	Hunting/Trapping		16	8	4	4		n/a		
25B	Hunting/Trapping		13	5	3	5		n/a		
25C	Hunting/Trapping		7	7	0	0		n/a		
25D	Hunting/Trapping		13	10	2	1		n/a		
25	**TOTAL UNIT**		49	30	9	10		n/a		
Unit 26										
26A	Hunting/Trapping		14	9	2	3		n/a		
26B	Hunting/Trapping		11	8	3	0		n/a		
26C	Hunting/Trapping		1	1	0	0		n/a		
26	**TOTAL UNIT**		26	18	5	3		n/a		
	TOTAL STATEWIDE		514	317	150	47		n/a		

1993-94 HUNTER INFORMATION BY SPECIES: BEAVER

GMU	TYPE	HUNT TOTAL	SUCCESSFUL HUNTERS				UNSUCCESSFUL HUNTERS					PERCENT SUCCESSFUL					EFFORT	
			UNIT RES	OTHER STATE RES	NON-RES	UNKN. RES	TOTAL	UNIT RES	OTHER STATE RES	NON-RES	UNKN. RES	TOTAL	UNIT RES	OTHER STATE RES	NON-RES	UNKN. RES	TOTAL HUNTER DAYS	AVG. HUNTER EFFORT
Unit 01																		
01A	Trapping	28	28	0	0	0	n/a	n/a	n/a	n/a	n/a	n/a	n/a	0.00	0.00	0.00	n/a	n/a
01B	Trapping	3	0	0	0	3	n/a	n/a	n/a	n/a	n/a	n/a	0.00	0.00	0.00	n/a	n/a	n/a
01C	Trapping	7	6	1	0	0	n/a	n/a	n/a	n/a	n/a	n/a	n/a	n/a	0.00	0.00	n/a	n/a
01	**TOTAL UNIT**	38	34	1	0	3	n/a	n/a	n/a	n/a	n/a							
Unit 02																		
02	Trapping	204	171	33	0	0	n/a	n/a	n/a	n/a	n/a	n/a	n/a	n/a	0.00	0.00	n/a	n/a
02	**TOTAL UNIT**	204	171	33	0	0	n/a	n/a	n/a	n/a	n/a							
Unit 03																		
03	Trapping	55	54	0	0	1	n/a	n/a	n/a	n/a	n/a	n/a	n/a	0.00	0.00	n/a	n/a	n/a
03	**TOTAL UNIT**	55	54	0	0	1	n/a	n/a	n/a	n/a	n/a							
Unit 04																		
04	Trapping	0	0	0	0	0	n/a	n/a	n/a	n/a	n/a	0.00	0.00	0.00	0.00	0.00	n/a	n/a
04	**TOTAL UNIT**	0	0	0	0	0	n/a	n/a	n/a	n/a	n/a							
Unit 05																		
05A	Trapping	2	2	0	0	0	n/a	n/a	n/a	n/a	n/a	n/a	n/a	0.00	0.00	0.00	n/a	n/a
05B	Trapping	0	0	0	0	0	n/a	n/a	n/a	n/a	n/a	0.00	0.00	0.00	0.00	0.00	n/a	n/a
05	**TOTAL UNIT**	2	2	0	0	0	n/a	n/a	n/a	n/a	n/a							
Unit 06																		
06A	Trapping	0	0	0	0	0	n/a	n/a	n/a	n/a	n/a	0.00	0.00	0.00	0.00	0.00	n/a	n/a
06B	Trapping	0	0	0	0	0	n/a	n/a	n/a	n/a	n/a	0.00	0.00	0.00	0.00	0.00	n/a	n/a
06C	Trapping	44	43	1	0	0	n/a	n/a	n/a	n/a	n/a	n/a	n/a	n/a	0.00	0.00	n/a	n/a
06D	Trapping	0	0	0	0	0	n/a	n/a	n/a	n/a	n/a	0.00	0.00	0.00	0.00	0.00	n/a	n/a
06	**TOTAL UNIT**	44	43	1	0	0	n/a	n/a	n/a	n/a	n/a							
Unit 07																		
07	Trapping	80	25	55	0	0	n/a	n/a	n/a	n/a	n/a	n/a	n/a	n/a	0.00	0.00	n/a	n/a
07	**TOTAL UNIT**	80	25	55	0	0	n/a	n/a	n/a	n/a	n/a							
Unit 08																		
08	Trapping	68	65	2	0	1	n/a	n/a	n/a	n/a	n/a	n/a	n/a	n/a	0.00	n/a	n/a	n/a
08	**TOTAL UNIT**	68	65	2	0	1	n/a	n/a	n/a	n/a	n/a							
Unit 09																		
09A	Trapping	0	0	0	0	0	n/a	n/a	n/a	n/a	n/a	0.00	0.00	0.00	0.00	0.00	n/a	n/a
09B	Trapping	9	6	3	0	0	n/a	n/a	n/a	n/a	n/a	n/a	n/a	n/a	0.00	0.00	n/a	n/a
09C	Trapping	7	6	1	0	0	n/a	n/a	n/a	n/a	n/a	n/a	n/a	n/a	0.00	0.00	n/a	n/a

1993-94 HUNTER INFORMATION BY SPECIES: BEAVER

GMU	TYPE	SUCCESSFUL HUNTERS HUNT TOTAL	SUCCESSFUL HUNTERS OTHER UNIT RES	SUCCESSFUL HUNTERS OTHER STATE RES	SUCCESSFUL HUNTERS NON-RES	SUCCESSFUL HUNTERS UNKN. RES	UNSUCCESSFUL HUNTERS TOTAL	UNSUCCESSFUL HUNTERS OTHER UNIT RES	UNSUCCESSFUL HUNTERS OTHER STATE RES	UNSUCCESSFUL HUNTERS NON-RES	UNSUCCESSFUL HUNTERS UNKN. RES	PERCENT SUCCESSFUL TOTAL	PERCENT SUCCESSFUL OTHER UNIT RES	PERCENT SUCCESSFUL OTHER STATE RES	PERCENT SUCCESSFUL NON-RES	PERCENT SUCCESSFUL UNKN. RES	EFFORT TOTAL HUNTER DAYS	EFFORT AVG. HUNTER EFFORT
Unit 09																		
09D	Trapping	0	0	0	0	0	n/a	n/a	n/a	n/a	n/a	0.00	0.00	0.00	0.00	0.00	n/a	n/a
09E	Trapping	5	4	1	0	0	n/a	n/a	n/a	n/a	n/a	n/a	n/a	n/a	0.00	0.00	n/a	n/a
09	**TOTAL UNIT**	21	16	5	0	0	n/a	n/a	n/a	n/a	n/a							
Unit 11																		
11	Trapping	0	0	0	0	0	n/a	n/a	n/a	n/a	n/a	0.00	0.00	0.00	0.00	0.00	n/a	n/a
11	**TOTAL UNIT**	0	0	0	0	0	n/a	n/a	n/a	n/a	n/a							
Unit 12																		
12	Trapping	35	22	13	0	0	n/a	n/a	n/a	n/a	n/a	n/a	n/a	n/a	0.00	0.00	n/a	n/a
12	**TOTAL UNIT**	35	22	13	0	0	n/a	n/a	n/a	n/a	n/a							
Unit 13																		
13A	Trapping	27	17	10	0	0	n/a	n/a	n/a	n/a	n/a	n/a	n/a	n/a	0.00	0.00	n/a	n/a
13B	Trapping	23	20	3	0	0	n/a	n/a	n/a	n/a	n/a	n/a	n/a	n/a	0.00	0.00	n/a	n/a
13C	Trapping	17	17	0	0	0	n/a	n/a	n/a	n/a	n/a	n/a	n/a	0.00	0.00	0.00	n/a	n/a
13D	Trapping	66	32	34	0	0	n/a	n/a	n/a	n/a	n/a	n/a	n/a	n/a	0.00	0.00	n/a	n/a
13E	Trapping	92	1	91	0	0	n/a	n/a	n/a	n/a	n/a	n/a	n/a	n/a	0.00	0.00	n/a	n/a
13	**TOTAL UNIT**	225	87	138	0	0	n/a	n/a	n/a	n/a	n/a							
Unit 14																		
14A	Trapping	119	89	1	0	29	n/a	n/a	n/a	n/a	n/a	n/a	n/a	n/a	0.00	n/a	n/a	n/a
14B	Trapping	82	78	0	0	4	n/a	n/a	n/a	n/a	n/a	n/a	n/a	0.00	0.00	n/a	n/a	n/a
14C	Trapping	7	7	0	0	0	n/a	n/a	n/a	n/a	n/a	n/a	n/a	0.00	0.00	0.00	n/a	n/a
14	**TOTAL UNIT**	208	174	1	0	33	n/a	n/a	n/a	n/a	n/a							
Unit 15																		
15A	Trapping	41	30	0	0	11	n/a	n/a	n/a	n/a	n/a	n/a	n/a	0.00	0.00	n/a	n/a	n/a
15B	Trapping	5	5	0	0	0	n/a	n/a	n/a	n/a	n/a	n/a	n/a	0.00	0.00	0.00	n/a	n/a
15C	Trapping	47	45	0	0	2	n/a	n/a	n/a	n/a	n/a	n/a	n/a	0.00	0.00	n/a	n/a	n/a
15	**TOTAL UNIT**	93	80	0	0	13	n/a	n/a	n/a	n/a	n/a							
Unit 16																		
16A	Trapping	39	4	33	0	2	n/a	n/a	n/a	n/a	n/a	n/a	n/a	n/a	0.00	n/a	n/a	n/a
16B	Trapping	48	42	6	0	0	n/a	n/a	n/a	n/a	n/a	n/a	n/a	n/a	0.00	0.00	n/a	n/a
16	**TOTAL UNIT**	87	46	39	0	2	n/a	n/a	n/a	n/a	n/a							
Unit 17																		
17A	Trapping	107	107	0	0	0	n/a	n/a	n/a	n/a	n/a	n/a	n/a	0.00	0.00	0.00	n/a	n/a
17B	Trapping	130	130	0	0	0	n/a	n/a	n/a	n/a	n/a	n/a	n/a	0.00	0.00	0.00	n/a	n/a
17C	Trapping	456	456	0	0	0	n/a	n/a	n/a	n/a	n/a	n/a	n/a	0.00	0.00	0.00	n/a	n/a
17	**TOTAL UNIT**	693	693	0	0	0	n/a	n/a	n/a	n/a	n/a							

1993-94 HUNTER INFORMATION BY SPECIES: BEAVER

GMU	TYPE	HUNT TOTAL	SUCCESSFUL HUNTERS				UNSUCCESSFUL HUNTERS					PERCENT SUCCESSFUL					EFFORT	
			UNIT RES	OTHER STATE RES	NON-RES	UNKN. RES	TOTAL	UNIT RES	OTHER STATE RES	NON-RES	UNKN. RES	TOTAL	UNIT RES	OTHER STATE RES	NON-RES	UNKN. RES	TOTAL HUNTER DAYS	AVG. HUNTER EFFORT
Unit 18																		
18	Trapping	634	454	28	0	152	n/a	n/a	n/a	n/a	n/a	n/a	n/a	n/a	0.00	n/a	n/a	n/a
18	**TOTAL UNIT**	634	454	28	0	152	n/a	n/a	n/a	n/a	n/a							
Unit 19																		
19A	Trapping	64	46	0	0	18	n/a	n/a	n/a	n/a	n/a	n/a	n/a	0.00	0.00	n/a	n/a	n/a
19B	Trapping	4	4	0	0	0	n/a	n/a	n/a	n/a	n/a	n/a	n/a	0.00	0.00	0.00	n/a	n/a
19C	Trapping	0	0	0	0	0	n/a	n/a	n/a	n/a	n/a	0.00	0.00	0.00	0.00	0.00	n/a	n/a
19D	Trapping	86	42	4	0	40	n/a	n/a	n/a	n/a	n/a	n/a	n/a	n/a	0.00	n/a	n/a	n/a
19	**TOTAL UNIT**	154	92	4	0	58	n/a	n/a	n/a	n/a	n/a							
Unit 20																		
20A	Trapping	68	57	6	0	5	n/a	n/a	n/a	n/a	n/a	n/a	n/a	n/a	0.00	n/a	n/a	n/a
20B	Trapping	660	582	33	0	45	n/a	n/a	n/a	n/a	n/a	n/a	n/a	n/a	0.00	n/a	n/a	n/a
20C	Trapping	177	173	0	0	4	n/a	n/a	n/a	n/a	n/a	n/a	n/a	0.00	0.00	n/a	n/a	n/a
20D	Trapping	12	12	0	0	0	n/a	n/a	n/a	n/a	n/a	n/a	n/a	0.00	0.00	0.00	n/a	n/a
20E	Trapping	9	4	5	0	0	n/a	n/a	n/a	n/a	n/a	n/a	n/a	n/a	0.00	0.00	n/a	n/a
20F	Trapping	16	16	0	0	0	n/a	n/a	n/a	n/a	n/a	n/a	n/a	0.00	0.00	0.00	n/a	n/a
20	**TOTAL UNIT**	942	844	44	0	54	n/a	n/a	n/a	n/a	n/a							
Unit 21																		
21A	Trapping	111	17	94	0	0	n/a	n/a	n/a	n/a	n/a	n/a	n/a	n/a	0.00	0.00	n/a	n/a
21B	Trapping	14	14	0	0	0	n/a	n/a	n/a	n/a	n/a	n/a	n/a	0.00	0.00	0.00	n/a	n/a
21D	Trapping	205	205	0	0	0	n/a	n/a	n/a	n/a	n/a	n/a	n/a	0.00	0.00	0.00	n/a	n/a
21E	Trapping	0	0	0	0	0	n/a	n/a	n/a	n/a	n/a	0.00	0.00	0.00	0.00	0.00	n/a	n/a
21	**TOTAL UNIT**	330	236	94	0	0	n/a	n/a	n/a	n/a	n/a							
Unit 22																		
22A	Trapping	4	4	0	0	0	n/a	n/a	n/a	n/a	n/a	n/a	n/a	0.00	0.00	0.00	n/a	n/a
22B	Trapping	1	1	0	0	0	n/a	n/a	n/a	n/a	n/a	n/a	n/a	0.00	0.00	0.00	n/a	n/a
22C	Trapping	4	4	0	0	0	n/a	n/a	n/a	n/a	n/a	n/a	n/a	0.00	0.00	0.00	n/a	n/a
22D	Trapping	1	1	0	0	0	n/a	n/a	n/a	n/a	n/a	n/a	n/a	0.00	0.00	0.00	n/a	n/a
22	**TOTAL UNIT**	10	10	0	0	0	n/a	n/a	n/a	n/a	n/a							
Unit 23																		
23	Trapping	10	0	0	0	10	n/a	n/a	n/a	n/a	n/a	n/a	0.00	0.00	0.00	n/a	n/a	n/a
23	**TOTAL UNIT**	10	0	0	0	10	n/a	n/a	n/a	n/a	n/a							
Unit 24																		
24	Trapping	310	308	0	0	2	n/a	n/a	n/a	n/a	n/a	n/a	n/a	0.00	0.00	n/a	n/a	n/a
24	**TOTAL UNIT**	310	308	0	0	2	n/a	n/a	n/a	n/a	n/a							

1993-94 HUNTER INFORMATION BY SPECIES: BEAVER

GMU	TYPE	HUNT	SUCCESSFUL HUNTERS TOTAL	UNIT RES	OTHER STATE RES	NON-RES	UNKN. RES	UNSUCCESSFUL HUNTERS TOTAL	UNIT RES	OTHER STATE RES	NON-RES	UNKN. RES	PERCENT SUCCESSFUL TOTAL	UNIT RES	OTHER STATE RES	NON-RES	UNKN. RES	EFFORT TOTAL HUNTER DAYS	EFFORT AVG. HUNTER EFFORT
Unit 25																			
25A	Trapping	8	4	4	0	0	n/a	n/a	n/a	n/a	n/a	n/a	n/a	n/a	0.00	0.00	0.00	n/a	n/a
25B	Trapping	22	20	2	0	0	n/a	n/a	n/a	n/a	n/a	n/a	n/a	n/a	0.00	0.00	0.00	n/a	n/a
25C	Trapping	3	0	3	0	0	n/a	n/a	n/a	n/a	n/a	n/a	0.00	n/a	0.00	0.00	0.00	n/a	n/a
25D	Trapping	9	9	0	0	0	n/a	n/a	n/a	n/a	n/a	n/a	n/a	0.00	0.00	0.00	0.00	n/a	n/a
25	**TOTAL UNIT**	42	33	9	0	0	n/a	n/a	n/a	n/a	n/a								
TOTAL STATEWIDE		4285	3489	467	0	329	n/a	n/a	n/a	n/a	n/a								

1993-94 HUNTER INFORMATION BY SPECIES: BISON

GMU	TYPE	HUNT	SUCCESSFUL HUNTERS TOTAL	UNIT RES	OTHER STATE RES	NON-RES	UNKN. RES	UNSUCCESSFUL HUNTERS TOTAL	UNIT RES	OTHER STATE RES	NON-RES	UNKN. RES	PERCENT SUCCESSFUL TOTAL	UNIT RES	OTHER STATE RES	NON-RES	UNKN. RES	EFFORT TOTAL HUNTER DAYS	EFFORT AVG. HUNTER EFFORT
Unit 19																			
19C	Drawing	DI351	8	0	7	0	1	9	0	8	0	1	47.06	0.00	46.67	0.00	50.00	102	6.00
19C	Drawing	DI352	12	1	9	2	0	3	0	3	0	0	80.00	100.00	75.00	100.00	0.00	52	3.47
19C	**TOTAL SUBUNIT**		20	1	16	2	1	12	0	11	0	1							
19	**TOTAL UNIT**		20	1	16	2	1	12	0	11	0	1							
Unit 20																			
20D	Drawing	DI403	84	16	65	1	2	6	0	5	0	1	93.33	100.00	92.86	100.00	66.67	395	4.39
20D	Drawing	DI404	26	5	21	0	0	3	0	3	0	0	89.66	100.00	87.50	0.00	0.00	103	3.55
20D	**TOTAL SUBUNIT**		110	21	86	1	2	9	0	8	0	1							
20	**TOTAL UNIT**		110	21	86	1	2	9	0	8	0	1							
TOTAL STATEWIDE			130	22	102	3	3	21	0	19	0	2							

1993-94 HUNTER INFORMATION BY SPECIES: BLACK BEAR

GMU	TYPE	HUNT TOTAL	SUCCESSFUL HUNTERS				UNSUCCESSFUL HUNTERS					PERCENT SUCCESSFUL					EFFORT	
			UNIT RES	OTHER STATE RES	NON-RES	UNKN. RES	TOTAL	UNIT RES	OTHER STATE RES	NON-RES	UNKN. RES	TOTAL	UNIT RES	OTHER STATE RES	NON-RES	UNKN. RES	TOTAL HUNTER DAYS	AVG. HUNTER EFFORT
Unit 01																		
01A	General Season	50	36	5	9	0	n/a	n/a	n/a	n/a	n/a	n/a	n/a	n/a	n/a	0.00	n/a	n/a
01B	General Season	13	1	4	6	2	n/a	n/a	n/a	n/a	n/a	n/a	n/a	n/a	n/a	n/a	n/a	n/a
01C	General Season	56	31	5	20	0	n/a	n/a	n/a	n/a	n/a	n/a	n/a	n/a	n/a	0.00	n/a	n/a
01D	General Season	19	13	3	3	0	n/a	n/a	n/a	n/a	n/a	n/a	n/a	n/a	n/a	0.00	n/a	n/a
01	**TOTAL UNIT**	138	81	17	38	2	n/a	n/a	n/a	n/a	n/a							
Unit 02																		
02	General Season	220	31	58	131	0	n/a	n/a	n/a	n/a	n/a	n/a	n/a	n/a	n/a	0.00	n/a	n/a
02	**TOTAL UNIT**	220	31	58	131	0	n/a	n/a	n/a	n/a	n/a							
Unit 03																		
03	General Season	229	28	71	121	9	n/a	n/a	n/a	n/a	n/a	n/a	n/a	n/a	n/a	n/a	n/a	n/a
03	**TOTAL UNIT**	229	28	71	121	9	n/a	n/a	n/a	n/a	n/a							
Unit 05																		
05A	General Season	10	0	1	9	0	n/a	n/a	n/a	n/a	n/a	n/a	0.00	n/a	n/a	0.00	n/a	n/a
05B	General Season	0	0	0	0	0	n/a	n/a	n/a	n/a	n/a	0.00	0.00	0.00	0.00	0.00	n/a	n/a
05	**TOTAL UNIT**	10	0	1	9	0	n/a	n/a	n/a	n/a	n/a							
Unit 06																		
06A	General Season	11	1	5	5	0	n/a	n/a	n/a	n/a	n/a	n/a	n/a	n/a	n/a	0.00	n/a	n/a
06B	General Season	3	0	2	1	0	n/a	n/a	n/a	n/a	n/a	n/a	0.00	n/a	n/a	0.00	n/a	n/a
06C	General Season	15	8	3	4	0	n/a	n/a	n/a	n/a	n/a	n/a	n/a	n/a	n/a	0.00	n/a	n/a
06D	General Season	116	6	89	21	0	n/a	n/a	n/a	n/a	n/a	n/a	n/a	n/a	n/a	0.00	n/a	n/a
06	**TOTAL UNIT**	145	15	99	31	0	n/a	n/a	n/a	n/a	n/a							
Unit 07																		
07	General Season	90	17	63	4	6	n/a	n/a	n/a	n/a	n/a	n/a	n/a	n/a	n/a	n/a	n/a	n/a
07	**TOTAL UNIT**	90	17	63	4	6	n/a	n/a	n/a	n/a	n/a							
Unit 09																		
09A	General Season	1	0	1	0	0	n/a	n/a	n/a	n/a	n/a	n/a	0.00	n/a	0.00	0.00	n/a	n/a
09B	General Season	0	0	0	0	0	n/a	n/a	n/a	n/a	n/a	0.00	0.00	0.00	0.00	0.00	n/a	n/a
09C	General Season	0	0	0	0	0	n/a	n/a	n/a	n/a	n/a	0.00	0.00	0.00	0.00	0.00	n/a	n/a
09D	General Season	0	0	0	0	0	n/a	n/a	n/a	n/a	n/a	0.00	0.00	0.00	0.00	0.00	n/a	n/a
09E	General Season	0	0	0	0	0	n/a	n/a	n/a	n/a	n/a	0.00	0.00	0.00	0.00	0.00	n/a	n/a
09	**TOTAL UNIT**	1	0	1	0	0	n/a	n/a	n/a	n/a	n/a							
Unit 11																		
11	General Season	18	0	14	3	1	n/a	n/a	n/a	n/a	n/a	n/a	0.00	n/a	n/a	n/a	n/a	n/a
11	**TOTAL UNIT**	18	0	14	3	1	n/a	n/a	n/a	n/a	n/a							

1993-94 HUNTER INFORMATION BY SPECIES: BLACK BEAR

GMU	TYPE	HUNT TOTAL	SUCCESSFUL HUNTERS				UNSUCCESSFUL HUNTERS					PERCENT SUCCESSFUL					EFFORT	
				OTHER				OTHER					OTHER				TOTAL	AVG.
			UNIT	STATE	NON-	UNKN.		UNIT	STATE	NON-	UNKN.		UNIT	STATE	NON-	UNKN.	HUNTER	HUNTER
			RES	RES	RES	RES	TOTAL	RES	RES	RES	RES	TOTAL	RES	RES	RES	RES	DAYS	EFFORT
Unit 12																		
12	General Season	27	21	5	1	0	n/a	n/a	n/a	n/a	n/a	n/a	n/a	n/a	n/a	0.00	n/a	n/a
12	**TOTAL UNIT**	27	21	5	1	0	n/a	n/a	n/a	n/a	n/a							
Unit 13																		
13A	General Season	7	3	4	0	0	n/a	n/a	n/a	n/a	n/a	n/a	n/a	n/a	0.00	0.00	n/a	n/a
13B	General Season	5	1	3	1	0	n/a	n/a	n/a	n/a	n/a	n/a	n/a	n/a	n/a	0.00	n/a	n/a
13C	General Season	1	0	1	0	0	n/a	n/a	n/a	n/a	n/a	n/a	0.00	n/a	0.00	0.00	n/a	n/a
13D	General Season	24	3	11	10	0	n/a	n/a	n/a	n/a	n/a	n/a	n/a	n/a	n/a	0.00	n/a	n/a
13E	General Season	25	0	19	6	0	n/a	n/a	n/a	n/a	n/a	n/a	0.00	n/a	n/a	0.00	n/a	n/a
13	**TOTAL UNIT**	62	7	38	17	0	n/a	n/a	n/a	n/a	n/a							
Unit 14																		
14A	General Season	24	23	0	0	1	n/a	n/a	n/a	n/a	n/a	n/a	n/a	0.00	0.00	n/a	n/a	n/a
14B	General Season	10	10	0	0	0	n/a	n/a	n/a	n/a	n/a	n/a	n/a	0.00	0.00	0.00	n/a	n/a
14C	General Season	12	11	1	0	0	n/a	n/a	n/a	n/a	n/a	n/a	n/a	n/a	0.00	0.00	n/a	n/a
14	**TOTAL UNIT**	46	44	1	0	1	n/a	n/a	n/a	n/a	n/a							
Unit 15																		
15A	General Season	31	19	8	3	1	n/a	n/a	n/a	n/a	n/a	n/a	n/a	n/a	n/a	n/a	n/a	n/a
15B	General Season	15	9	5	1	0	n/a	n/a	n/a	n/a	n/a	n/a	n/a	n/a	n/a	0.00	n/a	n/a
15C	General Season	61	34	18	7	2	n/a	n/a	n/a	n/a	n/a	n/a	n/a	n/a	n/a	n/a	n/a	n/a
15Z	General Season	1	0	0	0	1	n/a	n/a	n/a	n/a	n/a	n/a	0.00	0.00	0.00	n/a	n/a	n/a
15	**TOTAL UNIT**	108	62	31	11	4	n/a	n/a	n/a	n/a	n/a							
Unit 16																		
16A	General Season	44	5	25	14	0	n/a	n/a	n/a	n/a	n/a	n/a	n/a	n/a	n/a	0.00	n/a	n/a
16B	General Season	70	2	53	15	0	n/a	n/a	n/a	n/a	n/a	n/a	n/a	n/a	n/a	0.00	n/a	n/a
16	**TOTAL UNIT**	114	7	78	29	0	n/a	n/a	n/a	n/a	n/a							
Unit 17																		
17A	General Season	0	0	0	0	0	n/a	n/a	n/a	n/a	n/a	0.00	0.00	0.00	0.00	0.00	n/a	n/a
17B	General Season	1	0	0	1	0	n/a	n/a	n/a	n/a	n/a	n/a	0.00	0.00	n/a	0.00	n/a	n/a
17C	General Season	0	0	0	0	0	n/a	n/a	n/a	n/a	n/a	0.00	0.00	0.00	0.00	0.00	n/a	n/a
17	**TOTAL UNIT**	1	0	0	1	0	n/a	n/a	n/a	n/a	n/a							
Unit 18																		
18	General Season	0	0	0	0	0	n/a	n/a	n/a	n/a	n/a	0.00	0.00	0.00	0.00	0.00	n/a	n/a
18	**TOTAL UNIT**	0	0	0	0	0	n/a	n/a	n/a	n/a	n/a							

1993-94 HUNTER INFORMATION BY SPECIES: BLACK BEAR

GMU	TYPE	HUNT	SUCCESSFUL HUNTERS TOTAL	UNIT RES	OTHER STATE RES	NON-RES	UNKN. RES	UNSUCCESSFUL HUNTERS TOTAL	UNIT RES	OTHER STATE RES	NON-RES	UNKN. RES	PERCENT SUCCESSFUL TOTAL	UNIT RES	OTHER STATE RES	NON-RES	UNKN. RES	EFFORT TOTAL HUNTER DAYS	EFFORT AVG. HUNTER EFFORT
Unit 19																			
19A	General Season	n/a	n/a	n/a	n/a	n/a	n/a	n/a	n/a	n/a	n/a	n/a	n/a	n/a	n/a	n/a	n/a	n/a	n/a
19B	General Season	n/a	n/a	n/a	n/a	n/a	n/a	n/a	n/a	n/a	n/a	n/a	n/a	n/a	n/a	n/a	n/a	n/a	n/a
19C	General Season	n/a	n/a	n/a	n/a	n/a	n/a	n/a	n/a	n/a	n/a	n/a	n/a	n/a	n/a	n/a	n/a	n/a	n/a
19D	General Season	n/a	n/a	n/a	n/a	n/a	n/a	n/a	n/a	n/a	n/a	n/a	n/a	n/a	n/a	n/a	n/a	n/a	n/a
19	**TOTAL UNIT**	n/a	n/a	n/a	n/a	n/a	n/a	n/a	n/a	n/a	n/a	n/a							
Unit 20																			
20A	General Season	45	28	4	13	0	n/a	n/a	n/a	n/a	n/a	n/a	n/a	n/a	n/a	n/a	0.00	n/a	n/a
20B	General Season	137	123	5	5	4	n/a	n/a	n/a	n/a	n/a	n/a	n/a	n/a	n/a	n/a	n/a	n/a	n/a
20C	General Season	20	16	1	0	3	n/a	n/a	n/a	n/a	n/a	n/a	n/a	n/a	n/a	0.00	n/a	n/a	n/a
20D	General Season	25	8	13	4	0	n/a	n/a	n/a	n/a	n/a	n/a	n/a	n/a	n/a	n/a	0.00	n/a	n/a
20E	General Season	10	5	4	1	0	n/a	n/a	n/a	n/a	n/a	n/a	n/a	n/a	n/a	n/a	0.00	n/a	n/a
20F	General Season	40	38	0	1	1	n/a	n/a	n/a	n/a	n/a	n/a	n/a	n/a	0.00	n/a	n/a	n/a	n/a
20	**TOTAL UNIT**	277	218	27	24	8	n/a	n/a	n/a	n/a	n/a								
Unit 21																			
21A	General Season	n/a	n/a	n/a	n/a	n/a	n/a	n/a	n/a	n/a	n/a	n/a	n/a	n/a	n/a	n/a	n/a	n/a	n/a
21B	General Season	0	0	0	0	0	n/a	n/a	n/a	n/a	n/a	n/a	0.00	0.00	0.00	0.00	0.00	n/a	n/a
21C	General Season	0	0	0	0	0	n/a	n/a	n/a	n/a	n/a	n/a	0.00	0.00	0.00	0.00	0.00	n/a	n/a
21D	General Season	0	0	0	0	0	n/a	n/a	n/a	n/a	n/a	n/a	0.00	0.00	0.00	0.00	0.00	n/a	n/a
21E	General Season	n/a	n/a	n/a	n/a	n/a	n/a	n/a	n/a	n/a	n/a	n/a	n/a	n/a	n/a	n/a	n/a	n/a	n/a
21	**TOTAL UNIT**	n/a	n/a	n/a	n/a	n/a	n/a	n/a	n/a	n/a	n/a	n/a							
Unit 22																			
22A	General Season	n/a	n/a	n/a	n/a	n/a	n/a	n/a	n/a	n/a	n/a	n/a	n/a	n/a	n/a	n/a	n/a	n/a	n/a
22B	General Season	n/a	n/a	n/a	n/a	n/a	n/a	n/a	n/a	n/a	n/a	n/a	n/a	n/a	n/a	n/a	n/a	n/a	n/a
22C	General Season	n/a	n/a	n/a	n/a	n/a	n/a	n/a	n/a	n/a	n/a	n/a	n/a	n/a	n/a	n/a	n/a	n/a	n/a
22D	General Season	n/a	n/a	n/a	n/a	n/a	n/a	n/a	n/a	n/a	n/a	n/a	n/a	n/a	n/a	n/a	n/a	n/a	n/a
22E	General Season	n/a	n/a	n/a	n/a	n/a	n/a	n/a	n/a	n/a	n/a	n/a	n/a	n/a	n/a	n/a	n/a	n/a	n/a
22	**TOTAL UNIT**	n/a	n/a	n/a	n/a	n/a	n/a	n/a	n/a	n/a	n/a	n/a							
Unit 23																			
23	General Season	n/a	n/a	n/a	n/a	n/a	n/a	n/a	n/a	n/a	n/a	n/a	n/a	n/a	n/a	n/a	n/a	n/a	n/a
23	**TOTAL UNIT**	n/a	n/a	n/a	n/a	n/a	n/a	n/a	n/a	n/a	n/a	n/a							
Unit 24																			
24	General Season	4	0	0	4	0	n/a	n/a	n/a	n/a	n/a	n/a	n/a	0.00	0.00	n/a	0.00	n/a	n/a
24	**TOTAL UNIT**	4	0	0	4	0	n/a	n/a	n/a	n/a	n/a								

1993-94 HUNTER INFORMATION BY SPECIES: BLACK BEAR

GMU	TYPE	SUCCESSFUL HUNTERS HUNT TOTAL	SUCCESSFUL HUNTERS UNIT RES	SUCCESSFUL HUNTERS OTHER STATE RES	SUCCESSFUL HUNTERS NON-RES	SUCCESSFUL HUNTERS UNKN. RES	UNSUCCESSFUL HUNTERS TOTAL	UNSUCCESSFUL HUNTERS UNIT RES	UNSUCCESSFUL HUNTERS OTHER STATE RES	UNSUCCESSFUL HUNTERS NON-RES	UNSUCCESSFUL HUNTERS UNKN. RES	PERCENT SUCCESSFUL TOTAL	PERCENT SUCCESSFUL UNIT RES	PERCENT SUCCESSFUL OTHER STATE RES	PERCENT SUCCESSFUL NON-RES	PERCENT SUCCESSFUL UNKN. RES	EFFORT TOTAL HUNTER DAYS	EFFORT AVG. HUNTER EFFORT
Unit 25																		
25A	General Season	n/a	n/a	n/a	n/a	n/a	n/a	n/a	n/a	n/a	n/a	n/a	n/a	n/a	n/a	n/a	n/a	n/a
25B	General Season	n/a	n/a	n/a	n/a	n/a	n/a	n/a	n/a	n/a	n/a	n/a	n/a	n/a	n/a	n/a	n/a	n/a
25C	General Season	3	0	3	0	0	n/a	n/a	n/a	n/a	n/a	n/a	0.00	n/a	0.00	0.00	n/a	n/a
25D	General Season	n/a	n/a	n/a	n/a	n/a	n/a	n/a	n/a	n/a	n/a	n/a	n/a	n/a	n/a	n/a	n/a	n/a
25	**TOTAL UNIT**	3	n/a	3	n/a	n/a	n/a	n/a	n/a	n/a	n/a							
Unit 26																		
26A	General Season	n/a	n/a	n/a	n/a	n/a	n/a	n/a	n/a	n/a	n/a	n/a	n/a	n/a	n/a	n/a	n/a	n/a
26B	General Season	n/a	n/a	n/a	n/a	n/a	n/a	n/a	n/a	n/a	n/a	n/a	n/a	n/a	n/a	n/a	n/a	n/a
26C	General Season	n/a	n/a	n/a	n/a	n/a	n/a	n/a	n/a	n/a	n/a	n/a	n/a	n/a	n/a	n/a	n/a	n/a
26	**TOTAL UNIT**	n/a	n/a	n/a	n/a	n/a	n/a	n/a	n/a	n/a	n/a							
Unit 27																		
27Z	General Season	1	0	0	0	1	n/a	n/a	n/a	n/a	n/a	n/a	0.00	0.00	0.00	n/a	n/a	n/a
27	**TOTAL UNIT**	1	0	0	0	1	n/a	n/a	n/a	n/a	n/a							
TOTAL STATEWIDE		1494	531	507	424	32	n/a	n/a	n/a	n/a	n/a							

1993-94 HUNTER INFORMATION BY SPECIES: BROWN BEAR

GMU	TYPE	HUNT	SUCCESSFUL HUNTERS TOTAL	UNIT RES	OTHER STATE RES	NON-RES	UNKN. RES	UNSUCCESSFUL HUNTERS TOTAL	UNIT RES	OTHER STATE RES	NON-RES	UNKN. RES	PERCENT SUCCESSFUL TOTAL	UNIT RES	OTHER STATE RES	NON-RES	UNKN. RES	EFFORT TOTAL HUNTER DAYS	EFFORT AVG. HUNTER EFFORT
Unit 01																			
01A	Registration	RB062	0	0	0	0	0	16	14	2	0	0	0.00	0.00	0.00	0.00	0.00	54	3.38
01A	Registration	RB072	4	4	0	0	0	9	9	0	0	0	30.77	30.77	0.00	0.00	0.00	29	2.23
01A	**TOTAL SUBUNIT**		4	4	0	0	0	25	23	2	0	0							
01B	Registration	RB062	2	0	1	1	0	10	0	7	3	0	16.67	0.00	12.50	25.00	0.00	51	4.25
01B	Registration	RB072	1	0	1	0	0	4	1	3	0	0	20.00	0.00	25.00	0.00	0.00	13	2.60
01B	**TOTAL SUBUNIT**		3	0	2	1	0	14	1	10	3	0							
01C	Registration	RB062	2	1	1	0	0	13	13	0	0	0	13.33	7.14	100.00	0.00	0.00	70	4.67
01C	Registration	RB072	5	4	0	1	0	17	10	1	6	0	22.73	28.57	0.00	14.29	0.00	53	2.41
01C	**TOTAL SUBUNIT**		7	5	1	1	0	30	23	1	6	0							
01D	Registration	RB062	8	2	3	3	0	18	4	8	6	0	30.77	33.33	27.27	33.33	0.00	183	7.04
01D	Registration	RB072	3	1	1	1	0	26	7	9	10	0	10.34	12.50	10.00	9.09	0.00	214	7.38
01D	**TOTAL SUBUNIT**		11	3	4	4	0	44	11	17	16	0							
01	**TOTAL UNIT**		25	12	7	6	0	113	58	30	25	0							
Unit 04																			
04	Registration	RB078	9	1	2	6	0	25	18	2	5	0	26.47	5.26	50.00	54.55	0.00	148	4.35
04	Registration	RB079	19	3	0	16	0	45	10	22	13	0	29.69	23.08	0.00	55.17	0.00	369	5.77
04	Registration	RB087	8	1	0	7	0	23	3	7	13	0	25.81	25.00	0.00	35.00	0.00	158	5.10
04	Registration	RB088	9	4	0	5	0	18	6	1	11	0	33.33	40.00	0.00	31.25	0.00	118	4.37
04	Registration	RB089	58	8	15	35	0	73	17	37	19	0	44.27	32.00	28.85	64.81	0.00	773	5.90
04	**TOTAL UNIT**		103	17	17	69	0	184	54	69	61	0							
Unit 05																			
05A	General Season		26	1	8	17	0	n/a	n/a	n/a	n/a	n/a	n/a	n/a	n/a	n/a	0.00	n/a	n/a
05B	General Season		4	0	0	4	0	n/a	n/a	n/a	n/a	n/a	n/a	0.00	0.00	n/a	0.00	n/a	n/a
05	**TOTAL UNIT**		30	1	8	21	0	n/a	n/a	n/a	n/a	n/a							
Unit 06																			
06A	General Season		5	0	0	5	0	n/a	n/a	n/a	n/a	n/a	n/a	0.00	0.00	n/a	0.00	n/a	n/a
06B	General Season		1	0	0	1	0	n/a	n/a	n/a	n/a	n/a	n/a	0.00	0.00	n/a	0.00	n/a	n/a
06C	General Season		0	0	0	0	0	n/a	n/a	n/a	n/a	n/a	0.00	0.00	0.00	0.00	0.00	n/a	n/a
06D	General Season		15	3	7	5	0	n/a	n/a	n/a	n/a	n/a	n/a	n/a	n/a	n/a	0.00	n/a	n/a
06	**TOTAL UNIT**		21	3	7	11	0	n/a	n/a	n/a	n/a	n/a							
Unit 07																			
07	General Season		3	0	3	0	0	n/a	n/a	n/a	n/a	n/a	n/a	0.00	n/a	0.00	0.00	n/a	n/a
07	**TOTAL UNIT**		3	0	3	0	0	n/a	n/a	n/a	n/a	n/a							
Unit 08																			
08	Drawing	DB201	0	0	0	0	0	1	1	0	0	0	0.00	0.00	0.00	0.00	0.00	1	1.00
08	Registration	RB201	1	0	0	1	0	0	0	0	0	0	100.00	0.00	0.00	100.00	0.00	4	4.00
08	**TOTAL HUNT**	B201	1	0	0	1	0	1	1	0	0	0							
08	Drawing	DB202	0	0	0	0	0	1	0	1	0	0	0.00	0.00	0.00	0.00	0.00	8	8.00
08	Registration	RB202	1	0	0	1	0	1	0	0	1	0	50.00	0.00	0.00	50.00	0.00	14	7.00
08	**TOTAL HUNT**	B202	1	0	0	1	0	2	0	1	1	0							

1993-94 HUNTER INFORMATION BY SPECIES: BROWN BEAR

GMU	TYPE	HUNT	SUCCESSFUL HUNTERS TOTAL	UNIT RES	OTHER STATE RES	NON-RES	UNKN. RES	UNSUCCESSFUL HUNTERS TOTAL	UNIT RES	OTHER STATE RES	NON-RES	UNKN. RES	PERCENT SUCCESSFUL TOTAL	UNIT RES	OTHER STATE RES	NON-RES	UNKN. RES	EFFORT TOTAL HUNTER DAYS	EFFORT AVG. HUNTER EFFORT
Unit 08																			
08	Drawing	DB203	1	0	1	0	0	0	0	0	0	0	100.00	0.00	100.00	0.00	0.00	8	8.00
08	Registration	RB203	2	0	0	2	0	0	0	0	0	0	100.00	0.00	0.00	100.00	0.00	5	2.50
08	**TOTAL HUNT**	B203	3	0	1	2	0	0	0	0	0	0							
08	Drawing	DB204	1	0	1	0	0	2	0	2	0	0	33.33	0.00	33.33	0.00	0.00	26	8.67
08	Registration	RB204	1	0	0	1	0	1	0	0	1	0	50.00	0.00	0.00	50.00	0.00	24	12.00
08	**TOTAL HUNT**	B204	2	0	1	1	0	3	0	2	1	0							
08	Drawing	DB205	1	0	1	0	0	1	0	1	0	0	50.00	0.00	50.00	0.00	0.00	16	8.00
08	Registration	RB205	2	0	0	2	0	0	0	0	0	0	100.00	0.00	0.00	100.00	0.00	11	5.50
08	**TOTAL HUNT**	B205	3	0	1	2	0	1	0	1	0	0							
08	Drawing	DB206	0	0	0	0	0	2	0	2	0	0	0.00	0.00	0.00	0.00	0.00	11	5.50
08	Registration	RB206	2	0	0	2	0	0	0	0	0	0	100.00	0.00	0.00	100.00	0.00	13	6.50
08	**TOTAL HUNT**	B206	2	0	0	2	0	2	0	2	0	0							
08	Drawing	DB207	1	1	0	0	0	0	0	0	0	0	100.00	100.00	0.00	0.00	0.00	1	1.00
08	Registration	RB207	1	0	0	1	0	1	0	0	1	0	50.00	0.00	0.00	50.00	0.00	8	4.00
08	**TOTAL HUNT**	B207	2	1	0	1	0	1	0	0	1	0							
08	Drawing	DB208	3	0	3	0	0	0	0	0	0	0	100.00	0.00	100.00	0.00	0.00	11	3.67
08	Registration	RB208	2	0	0	2	0	0	0	0	0	0	100.00	0.00	0.00	100.00	0.00	9	4.50
08	**TOTAL HUNT**	B208	5	0	3	2	0	0	0	0	0	0							
08	Drawing	DB209	0	0	0	0	0	2	0	1	1	0	0.00	0.00	0.00	0.00	0.00	16	8.00
08	Registration	RB209	0	0	0	0	0	1	0	0	1	0	0.00	0.00	0.00	0.00	0.00	15	15.00
08	**TOTAL HUNT**	B209	0	0	0	0	0	3	0	1	2	0							
08	Drawing	DB210	0	0	0	0	0	2	0	2	0	0	0.00	0.00	0.00	0.00	0.00	12	6.00
08	Registration	RB210	2	0	0	2	0	0	0	0	0	0	100.00	0.00	0.00	100.00	0.00	7	3.50
08	**TOTAL HUNT**	B210	2	0	0	2	0	2	0	2	0	0							
08	Drawing	DB211	2	0	2	0	0	1	0	1	0	0	66.67	0.00	66.67	0.00	0.00	11	3.67
08	Registration	RB211	2	0	0	2	0	0	0	0	0	0	100.00	0.00	0.00	100.00	0.00	23	11.50
08	**TOTAL HUNT**	B211	4	0	2	2	0	1	0	1	0	0							
08	Drawing	DB212	1	0	1	0	0	1	0	1	0	0	50.00	0.00	50.00	0.00	0.00	13	6.50
08	Registration	RB212	0	0	0	0	0	1	0	0	1	0	0.00	0.00	0.00	0.00	0.00	14	14.00
08	**TOTAL HUNT**	B212	1	0	1	0	0	2	0	1	1	0							
08	Drawing	DB213	3	0	3	0	0	0	0	0	0	0	100.00	0.00	100.00	0.00	0.00	13	4.33
08	Registration	RB213	2	0	0	2	0	0	0	0	0	0	100.00	0.00	0.00	100.00	0.00	8	4.00
08	**TOTAL HUNT**	B213	5	0	3	2	0	0	0	0	0	0							
08	Drawing	DB214	0	0	0	0	0	1	0	1	0	0	0.00	0.00	0.00	0.00	0.00	11	11.00
08	Registration	RB214	0	0	0	0	0	1	0	0	1	0	0.00	0.00	0.00	0.00	0.00	12	12.00
08	**TOTAL HUNT**	B214	0	0	0	0	0	2	0	1	1	0							
08	Drawing	DB215	1	1	0	0	0	0	0	0	0	0	100.00	100.00	0.00	0.00	0.00	3	3.00
08	Registration	RB215	0	0	0	0	0	1	0	0	0	1	0.00	0.00	0.00	0.00	0.00	11	11.00
08	**TOTAL HUNT**	B215	1	1	0	0	0	1	0	0	0	1							
08	Drawing	DB216	2	0	2	0	0	0	0	0	0	0	100.00	0.00	100.00	0.00	0.00	4	2.00
08	Registration	RB216	1	0	0	1	0	1	0	0	1	0	50.00	0.00	0.00	50.00	0.00	9	4.50
08	**TOTAL HUNT**	B216	3	0	2	1	0	1	0	0	1	0							
08	Drawing	DB217	1	1	0	0	0	0	0	0	0	0	100.00	100.00	0.00	0.00	0.00	2	2.00
08	Registration	RB217	1	0	0	1	0	1	0	0	1	0	50.00	0.00	0.00	50.00	0.00	20	10.00
08	**TOTAL HUNT**	B217	2	1	0	1	0	1	0	0	1	0							
08	Drawing	DB218	0	0	0	0	0	1	0	1	0	0	0.00	0.00	0.00	0.00	0.00	11	11.00
08	Registration	RB218	1	0	0	1	0	0	0	0	0	0	100.00	0.00	0.00	100.00	0.00	2	2.00
08	**TOTAL HUNT**	B218	1	0	0	1	0	1	0	1	0	0							

1993-94 HUNTER INFORMATION BY SPECIES: BROWN BEAR

GMU	TYPE	HUNT	SUCCESSFUL HUNTERS TOTAL	UNIT RES	OTHER STATE RES	NON-RES	UNKN. RES	UNSUCCESSFUL HUNTERS TOTAL	UNIT RES	OTHER STATE RES	NON-RES	UNKN. RES	PERCENT SUCCESSFUL TOTAL	UNIT RES	OTHER STATE RES	NON-RES	UNKN. RES	EFFORT TOTAL HUNTER DAYS	EFFORT AVG. HUNTER EFFORT
Unit 08																			
08	Drawing	DB219	0	0	0	0	0	1	0	1	0	0	0.00	0.00	0.00	0.00	0.00	5	5.00
08	Registration	RB219	0	0	0	0	0	1	0	0	1	0	0.00	0.00	0.00	0.00	0.00	8	8.00
08	**TOTAL HUNT**	B219	0	0	0	0	0	2	0	1	1	0							
08	Drawing	DB220	0	0	0	0	0	1	0	1	0	0	0.00	0.00	0.00	0.00	0.00	10	10.00
08	Registration	RB220	0	0	0	0	0	1	0	0	1	0	0.00	0.00	0.00	0.00	0.00	12	12.00
08	**TOTAL HUNT**	B220	0	0	0	0	0	2	0	1	1	0							
08	Drawing	DB221	0	0	0	0	0	3	0	3	0	0	0.00	0.00	0.00	0.00	0.00	30	10.00
08	Registration	RB221	0	0	0	0	0	1	0	0	1	0	0.00	0.00	0.00	0.00	0.00	10	10.00
08	**TOTAL HUNT**	B221	0	0	0	0	0	4	0	3	1	0							
08	Drawing	DB222	1	0	1	0	0	2	0	2	0	0	33.33	0.00	33.33	0.00	0.00	25	8.33
08	Registration	RB222	1	0	0	1	0	1	0	0	1	0	50.00	0.00	0.00	50.00	0.00	19	9.50
08	**TOTAL HUNT**	B222	2	0	1	1	0	3	0	2	1	0							
08	Drawing	DB223	1	0	1	0	0	1	0	1	0	0	50.00	0.00	50.00	0.00	0.00	17	8.50
08	Registration	RB223	0	0	0	0	0	1	0	1	0	0	0.00	0.00	0.00	0.00	0.00	12	12.00
08	**TOTAL HUNT**	B223	1	0	1	0	0	2	0	2	0	0							
08	Drawing	DB224	2	0	2	0	0	1	0	1	0	0	66.67	0.00	66.67	0.00	0.00	11	3.67
08	Registration	RB224	1	0	0	1	0	1	0	0	1	0	50.00	0.00	0.00	50.00	0.00	27	13.50
08	**TOTAL HUNT**	B224	3	0	2	1	0	2	0	1	1	0							
08	Drawing	DB225	0	0	0	0	0	2	0	2	0	0	0.00	0.00	0.00	0.00	0.00	14	7.00
08	Registration	RB225	0	0	0	0	0	0	0	0	0	0	0.00	0.00	0.00	0.00	0.00	0	0.00
08	**TOTAL HUNT**	B225	0	0	0	0	0	2	0	2	0	0							
08	Drawing	DB226	0	0	0	0	0	3	1	2	0	0	0.00	0.00	0.00	0.00	0.00	34	11.33
08	Registration	RB226	1	0	0	1	0	1	0	0	1	0	50.00	0.00	0.00	50.00	0.00	8	4.00
08	**TOTAL HUNT**	B226	1	0	0	1	0	4	1	2	1	0							
08	Drawing	DB227	2	0	2	0	0	1	0	1	0	0	66.67	0.00	66.67	0.00	0.00	21	7.00
08	Registration	RB227	1	0	0	1	0	1	0	0	1	0	50.00	0.00	0.00	50.00	0.00	11	5.50
08	**TOTAL HUNT**	B227	3	0	2	1	0	2	0	1	1	0							
08	Drawing	DB228	1	1	0	0	0	4	0	4	0	0	20.00	100.00	0.00	0.00	0.00	54	10.80
08	Registration	RB228	0	0	0	0	0	2	0	0	2	0	0.00	0.00	0.00	0.00	0.00	14	7.00
08	**TOTAL HUNT**	B228	1	1	0	0	0	6	0	4	2	0							
08	Drawing	DB229	3	0	3	0	0	7	0	7	0	0	30.00	0.00	30.00	0.00	0.00	89	8.90
08	Registration	RB229	1	0	0	0	1	2	0	0	2	0	33.33	0.00	0.00	0.00	100.00	26	8.67
08	**TOTAL HUNT**	B229	4	0	3	0	1	9	0	7	2	0							
08	Registration	RB230	1	0	0	1	0	4	0	1	3	0	20.00	0.00	0.00	25.00	0.00	40	8.00
08	Drawing	DB231	1	0	1	0	0	2	1	1	0	0	33.33	0.00	50.00	0.00	0.00	24	8.00
08	Registration	RB231	1	0	0	1	0	0	0	0	0	0	100.00	0.00	0.00	100.00	0.00	11	11.00
08	**TOTAL HUNT**	B231	2	0	1	1	0	2	1	1	0	0							
08	Drawing	DB232	1	0	1	0	0	0	0	0	0	0	100.00	0.00	100.00	0.00	0.00	5	5.00
08	Registration	RB232	2	0	0	2	0	0	0	0	0	0	100.00	0.00	0.00	100.00	0.00	9	4.50
08	**TOTAL HUNT**	B232	3	0	1	2	0	0	0	0	0	0							
08	Drawing	DB233	2	0	2	0	0	3	0	3	0	0	40.00	0.00	40.00	0.00	0.00	41	8.20
08	Registration	RB233	3	0	0	3	0	0	0	0	0	0	100.00	0.00	0.00	100.00	0.00	20	6.67
08	**TOTAL HUNT**	B233	5	0	2	3	0	3	0	3	0	0							
08	Drawing	DB234	1	0	1	0	0	3	0	3	0	0	25.00	0.00	25.00	0.00	0.00	37	9.25
08	Registration	RB234	3	0	0	3	0	0	0	0	0	0	100.00	0.00	0.00	100.00	0.00	11	3.67
08	**TOTAL HUNT**	B234	4	0	1	3	0	3	0	3	0	0							
08	Drawing	DB235	2	0	2	0	0	3	0	3	0	0	40.00	0.00	40.00	0.00	0.00	40	8.00
08	Registration	RB235	2	0	0	2	0	1	0	0	1	0	66.67	0.00	0.00	66.67	0.00	43	14.33
08	**TOTAL HUNT**	B235	4	0	2	2	0	4	0	3	1	0							

1993-94 HUNTER INFORMATION BY SPECIES: BROWN BEAR

			SUCCESSFUL HUNTERS					UNSUCCESSFUL HUNTERS					PERCENT SUCCESSFUL					EFFORT	
GMU	TYPE	HUNT	TOTAL	UNIT RES	OTHER STATE RES	NON-RES	UNKN. RES	TOTAL	UNIT RES	OTHER STATE RES	NON-RES	UNKN. RES	TOTAL	UNIT RES	OTHER STATE RES	NON-RES	UNKN. RES	TOTAL HUNTER DAYS	AVG. HUNTER EFFORT
Unit 08																			
08	Drawing	DB236	3	0	2	1	0	1	0	1	0	0	75.00	0.00	66.67	100.00	0.00	34	8.50
08	Registration	RB236	1	0	0	1	0	2	0	0	2	0	33.33	0.00	0.00	33.33	0.00	25	8.33
08	**TOTAL HUNT**	B236	4	0	2	2	0	3	0	1	2	0							
08	Drawing	DB237	3	0	3	0	0	0	0	0	0	0	100.00	0.00	100.00	0.00	0.00	7	2.33
08	Registration	RB237	3	0	0	3	0	1	0	0	1	0	75.00	0.00	0.00	75.00	0.00	25	6.25
08	**TOTAL HUNT**	B237	6	0	3	3	0	1	0	0	1	0							
08	Drawing	DB238	2	0	2	0	0	1	0	1	0	0	66.67	0.00	66.67	0.00	0.00	32	10.67
08	Registration	RB238	2	0	0	2	0	2	0	0	2	0	50.00	0.00	0.00	50.00	0.00	57	14.25
08	**TOTAL HUNT**	B238	4	0	2	2	0	3	0	1	2	0							
08	Drawing	DB239	0	0	0	0	0	5	0	5	0	0	0.00	0.00	0.00	0.00	0.00	52	10.40
08	Registration	RB239	3	0	0	3	0	0	0	0	0	0	100.00	0.00	0.00	100.00	0.00	19	6.33
08	**TOTAL HUNT**	B239	3	0	0	3	0	5	0	5	0	0							
08	Drawing	DB240	1	0	1	0	0	2	0	2	0	0	33.33	0.00	33.33	0.00	0.00	17	5.67
08	Registration	RB240	1	0	0	1	0	2	0	0	2	0	33.33	0.00	0.00	33.33	0.00	26	8.67
08	**TOTAL HUNT**	B240	2	0	1	1	0	4	0	2	2	0							
08	Drawing	DB241	1	0	1	0	0	3	1	2	0	0	25.00	0.00	33.33	0.00	0.00	35	8.75
08	Registration	RB241	4	0	0	4	0	0	0	0	0	0	100.00	0.00	0.00	100.00	0.00	42	10.50
08	**TOTAL HUNT**	B241	5	0	1	4	0	3	1	2	0	0							
08	Drawing	DB242	1	0	1	0	0	2	0	2	0	0	33.33	0.00	33.33	0.00	0.00	20	6.67
08	Registration	RB242	2	0	0	2	0	1	0	0	1	0	66.67	0.00	0.00	66.67	0.00	27	9.00
08	**TOTAL HUNT**	B242	3	0	1	2	0	3	0	2	1	0							
08	Drawing	DB243	3	0	3	0	0	2	0	2	0	0	60.00	0.00	60.00	0.00	0.00	32	6.40
08	Registration	RB243	1	0	0	1	0	2	0	0	2	0	33.33	0.00	0.00	33.33	0.00	30	10.00
08	**TOTAL HUNT**	B243	4	0	3	1	0	4	0	2	2	0							
08	Drawing	DB244	2	0	2	0	0	2	0	2	0	0	50.00	0.00	50.00	0.00	0.00	30	7.50
08	Registration	RB244	1	0	0	1	0	1	0	0	1	0	50.00	0.00	0.00	50.00	0.00	17	8.50
08	**TOTAL HUNT**	B244	3	0	2	1	0	3	0	2	1	0							
08	Drawing	DB245	2	0	2	0	0	3	0	3	0	0	40.00	0.00	40.00	0.00	0.00	35	7.00
08	Registration	RB245	1	0	0	1	0	2	0	0	2	0	33.33	0.00	0.00	33.33	0.00	27	9.00
08	**TOTAL HUNT**	B245	3	0	2	1	0	5	0	3	2	0							
08	Drawing	DB246	2	0	2	0	0	1	0	1	0	0	66.67	0.00	66.67	0.00	0.00	27	9.00
08	Registration	RB246	2	0	0	2	0	0	0	0	0	0	100.00	0.00	0.00	100.00	0.00	9	4.50
08	**TOTAL HUNT**	B246	4	0	2	2	0	1	0	1	0	0							
08	Drawing	DB247	1	0	1	0	0	1	1	0	0	0	50.00	0.00	100.00	0.00	0.00	9	4.50
08	Registration	RB247	1	0	0	1	0	2	0	0	2	0	33.33	0.00	0.00	33.33	0.00	32	10.67
08	**TOTAL HUNT**	B247	2	0	1	1	0	3	1	0	2	0							
08	Drawing	DB248	0	0	0	0	0	4	0	4	0	0	0.00	0.00	0.00	0.00	0.00	50	12.50
08	Registration	RB248	4	0	0	4	0	0	0	0	0	0	100.00	0.00	0.00	100.00	0.00	25	6.25
08	**TOTAL HUNT**	B248	4	0	0	4	0	4	0	4	0	0							
08	Drawing	DB249	0	0	0	0	0	4	1	3	0	0	0.00	0.00	0.00	0.00	0.00	40	10.00
08	Registration	RB249	1	0	0	1	0	1	0	0	1	0	50.00	0.00	0.00	50.00	0.00	15	7.50
08	**TOTAL HUNT**	B249	1	0	0	1	0	5	1	3	1	0							
08	Drawing	DB250	0	0	0	0	0	1	0	1	0	0	0.00	0.00	0.00	0.00	0.00	12	12.00
08	Registration	RB250	2	0	0	2	0	1	0	0	1	0	66.67	0.00	0.00	66.67	0.00	19	6.33
08	**TOTAL HUNT**	B250	2	0	0	2	0	2	0	1	1	0							
08	Drawing	DB251	1	0	1	0	0	2	0	2	0	0	33.33	0.00	33.33	0.00	0.00	36	12.00
08	Registration	RB251	2	0	0	2	0	0	0	0	0	0	100.00	0.00	0.00	100.00	0.00	10	5.00
08	**TOTAL HUNT**	B251	3	0	1	2	0	2	0	2	0	0							

1993-94 HUNTER INFORMATION BY SPECIES: BROWN BEAR

GMU	TYPE	HUNT	SUCCESSFUL HUNTERS TOTAL	UNIT RES	OTHER STATE RES	NON-RES	UNKN. RES	UNSUCCESSFUL HUNTERS TOTAL	UNIT RES	OTHER STATE RES	NON-RES	UNKN. RES	PERCENT SUCCESSFUL TOTAL	UNIT RES	OTHER STATE RES	NON-RES	UNKN. RES	EFFORT TOTAL HUNTER DAYS	EFFORT AVG. HUNTER EFFORT
Unit 08																			
08	Drawing	DB252	2	0	2	0	0	2	0	2	0	0	50.00	0.00	50.00	0.00	0.00	22	5.50
08	Registration	RB252	3	0	0	3	0	1	0	0	1	0	75.00	0.00	0.00	75.00	0.00	31	7.75
08	**TOTAL HUNT**	B252	5	0	2	3	0	3	0	2	1	0							
08	Drawing	DB253	0	0	0	0	0	1	0	1	0	0	0.00	0.00	0.00	0.00	0.00	12	12.00
08	Registration	RB253	2	0	0	2	0	0	0	0	0	0	100.00	0.00	0.00	100.00	0.00	25	12.50
08	**TOTAL HUNT**	B253	2	0	0	2	0	1	0	1	0	0							
08	Drawing	DB254	0	0	0	0	0	2	0	2	0	0	0.00	0.00	0.00	0.00	0.00	15	7.50
08	Registration	RB254	1	0	0	1	0	0	0	0	0	0	100.00	0.00	0.00	100.00	0.00	4	4.00
08	**TOTAL HUNT**	B254	1	0	0	1	0	2	0	2	0	0							
08	Drawing	DB255	3	0	3	0	0	2	1	1	0	0	60.00	0.00	75.00	0.00	0.00	33	6.60
08	Registration	RB255	1	0	0	1	0	1	0	0	1	0	50.00	0.00	0.00	50.00	0.00	18	9.00
08	**TOTAL HUNT**	B255	4	0	3	1	0	3	1	1	1	0							
08	Drawing	DB256	1	0	1	0	0	1	0	1	0	0	50.00	0.00	50.00	0.00	0.00	13	6.50
08	Registration	RB256	2	0	0	2	0	0	0	0	0	0	100.00	0.00	0.00	100.00	0.00	22	11.00
08	**TOTAL HUNT**	B256	3	0	1	2	0	1	0	1	0	0							
08	Drawing	DB257	2	0	2	0	0	8	0	8	0	0	20.00	0.00	20.00	0.00	0.00	56	5.60
08	Registration	RB257	1	0	0	1	0	3	0	0	3	0	25.00	0.00	0.00	25.00	0.00	34	8.50
08	**TOTAL HUNT**	B257	3	0	2	1	0	11	0	8	3	0							
08	Drawing	DB258	3	0	3	0	0	7	0	7	0	0	30.00	0.00	30.00	0.00	0.00	76	7.60
08	Registration	RB258	1	0	0	1	0	3	0	0	3	0	25.00	0.00	0.00	25.00	0.00	39	9.75
08	**TOTAL HUNT**	B258	4	0	3	1	0	10	0	7	3	0							
08	Drawing	DB259	6	2	4	0	0	10	2	7	1	0	37.50	50.00	36.36	0.00	0.00	89	5.56
08	Registration	RB259	6	0	0	6	0	3	0	0	3	0	66.67	0.00	0.00	66.67	0.00	62	6.89
08	**TOTAL HUNT**	B259	12	2	4	6	0	13	2	7	4	0							
08	Registration	RB260	1	0	0	1	0	4	0	0	4	0	20.00	0.00	0.00	20.00	0.00	34	6.80
08	Registration	RB270	0	0	0	0	0	43	30	10	1	2	0.00	0.00	0.00	0.00	0.00	435	10.12
08	Registration	RB280	3	3	0	0	0	39	26	11	2	0	7.14	10.34	0.00	0.00	0.00	274	6.52
08	**TOTAL UNIT**		163	9	66	87	1	259	65	131	60	3							
Unit 09																			
09A	General Season		36	0	14	22	0	n/a	n/a	n/a	n/a	n/a	n/a	0.00	n/a	n/a	0.00	n/a	n/a
09B	General Season		35	3	4	28	0	n/a	n/a	n/a	n/a	n/a	n/a	n/a	n/a	n/a	0.00	n/a	n/a
09C	General Season		21	0	6	15	0	n/a	n/a	n/a	n/a	n/a	n/a	0.00	n/a	n/a	0.00	n/a	n/a
09C	Registration	RB361	6	2	2	2	0	n/a	n/a	n/a	n/a	n/a	n/a	n/a	n/a	n/a	0.00	n/a	n/a
09C	Registration	RB371	5	2	1	1	1	n/a	n/a	n/a	n/a	n/a	n/a	n/a	n/a	n/a	n/a	n/a	n/a
09C	**TOTAL SUBUNIT**		32	4	9	18	1	n/a	n/a	n/a	n/a	n/a							
09D	General Season		111	5	17	88	1	n/a	n/a	n/a	n/a	n/a	n/a	n/a	n/a	n/a	n/a	n/a	n/a
09D	Registration	RB362	3	1	2	0	0	n/a	n/a	n/a	n/a	7	n/a	n/a	n/a	0.00	0.00	n/a	n/a
09D	Registration	RB372	2	0	2	0	0	n/a	n/a	n/a	n/a	4	n/a	0.00	n/a	0.00	0.00	n/a	n/a
09D	**TOTAL SUBUNIT**		116	6	21	88	1	n/a	n/a	n/a	n/a	11							
09E	General Season		264	2	69	178	15	n/a	n/a	n/a	n/a	n/a	n/a	n/a	n/a	n/a	n/a	n/a	n/a
09E	Federal	RB364	0	0	0	0	0	0	0	0	0	0	0 00	0.00	0.00	0.00	0.00	0	0.00
09E	**TOTAL SUBUNIT**		264	2	69	178	15	0	0	0	0	0							
09	**TOTAL UNIT**		483	15	117	334	17	0	0	0	0	11							

1993-94 HUNTER INFORMATION BY SPECIES: BROWN BEAR

GMU	TYPE	HUNT	SUCCESSFUL HUNTERS TOTAL	UNIT RES	OTHER STATE RES	NON-RES	UNKN. RES	UNSUCCESSFUL HUNTERS TOTAL	UNIT RES	OTHER STATE RES	NON-RES	UNKN. RES	PERCENT SUCCESSFUL TOTAL	UNIT RES	OTHER STATE RES	NON-RES	UNKN. RES	EFFORT TOTAL HUNTER DAYS	EFFORT AVG. HUNTER EFFORT
Unit 10																			
10	Drawing	DB375	4	0	4	0	0	1	0	1	0	0	80.00	0.00	80.00	0.00	0.00	20	4.00
10	Drawing	DB376	4	0	3	1	0	2	0	2	0	0	66.67	0.00	60.00	100.00	0.00	27	4.50
10	**TOTAL UNIT**		8	0	7	1	0	3	0	3	0	0							
Unit 11																			
11	General Season		4	0	2	2	0	n/a	n/a	n/a	n/a	n/a	n/a	0.00	n/a	n/a	0.00	n/a	n/a
11	**TOTAL UNIT**		4	0	2	2	0	n/a	n/a	n/a	n/a	n/a							
Unit 12																			
12	General Season		18	1	8	9	0	n/a	n/a	n/a	n/a	n/a	n/a	n/a	n/a	n/a	0.00	n/a	n/a
12	**TOTAL UNIT**		18	1	8	9	0	n/a	n/a	n/a	n/a	n/a							
Unit 13																			
13A	General Season		7	0	6	1	0	n/a	n/a	n/a	n/a	n/a	n/a	0.00	n/a	n/a	0.00	n/a	n/a
13B	General Season		4	0	3	1	0	n/a	n/a	n/a	n/a	n/a	n/a	0.00	n/a	n/a	0.00	n/a	n/a
13C	General Season		7	2	5	0	0	n/a	n/a	n/a	n/a	n/a	n/a	n/a	n/a	0.00	0.00	n/a	n/a
13D	General Season		17	2	8	7	0	n/a	n/a	n/a	n/a	n/a	n/a	n/a	n/a	n/a	0.00	n/a	n/a
13E	General Season		31	1	13	17	0	n/a	n/a	n/a	n/a	n/a	n/a	n/a	n/a	n/a	0.00	n/a	n/a
13	**TOTAL UNIT**		66	5	35	26	0	n/a	n/a	n/a	n/a	n/a							
Unit 14																			
14A	General Season		2	2	0	0	0	n/a	n/a	n/a	n/a	n/a	n/a	n/a	0.00	0.00	0.00	n/a	n/a
14B	General Season		3	3	0	0	0	n/a	n/a	n/a	n/a	n/a	n/a	n/a	0.00	0.00	0.00	n/a	n/a
14C	General Season		0	0	0	0	0	n/a	n/a	n/a	n/a	n/a	0.00	0.00	0.00	0.00	0.00	n/a	n/a
14	**TOTAL UNIT**		5	5	0	0	0	n/a	n/a	n/a	n/a	n/a							
Unit 15																			
15A	General Season		3	2	0	1	0	n/a	n/a	n/a	n/a	n/a	n/a	n/a	0.00	n/a	0.00	n/a	n/a
15B	General Season		6	5	0	1	0	n/a	n/a	n/a	n/a	n/a	n/a	n/a	0.00	n/a	0.00	n/a	n/a
15C	General Season		4	1	1	2	0	n/a	n/a	n/a	n/a	n/a	n/a	n/a	n/a	n/a	0.00	n/a	n/a
15	**TOTAL UNIT**		13	8	1	4	0	n/a	n/a	n/a	n/a	n/a							
Unit 16																			
16A	General Season		2	1	1	0	0	n/a	n/a	n/a	n/a	n/a	n/a	n/a	n/a	0.00	0.00	n/a	n/a
16B	General Season		38	1	7	30	0	n/a	n/a	n/a	n/a	n/a	n/a	n/a	n/a	n/a	0.00	n/a	n/a
16	**TOTAL UNIT**		40	2	8	30	0	n/a	n/a	n/a	n/a	n/a							
Unit 17																			
17A	General Season		3	0	0	3	0	n/a	n/a	n/a	n/a	n/a	n/a	0.00	0.00	n/a	0.00	n/a	n/a
17A	Registration	WBB	0	0	0	0	0	0	0	0	0	0	0.00	0.00	0.00	0.00	0.00	0	0.00
17A	**TOTAL SUBUNIT**		3	0	0	3	0	0	0	0	0	0							

1993-94 HUNTER INFORMATION BY SPECIES: BROWN BEAR

GMU	TYPE	HUNT	SUCCESSFUL HUNTERS TOTAL	UNIT RES	OTHER STATE RES	NON-RES	UNKN. RES	UNSUCCESSFUL HUNTERS TOTAL	UNIT RES	OTHER STATE RES	NON-RES	UNKN. RES	PERCENT SUCCESSFUL TOTAL	UNIT RES	OTHER STATE RES	NON-RES	UNKN. RES	EFFORT TOTAL HUNTER DAYS	EFFORT AVG. HUNTER EFFORT
Unit 17																			
17B	General Season		22	0	2	19	1	n/a	n/a	n/a	n/a	n/a	n/a	0.00	n/a	n/a	n/a	n/a	n/a
17B	Registration	WBB	0	0	0	0	0	0	0	0	0	0	0.00	0.00	0.00	0.00	0.00	0	0.00
17B	**TOTAL SUBUNIT**		22	0	2	19	1	0	0	0	0	0							
17C	General Season		8	2	0	6	0	n/a	n/a	n/a	n/a	n/a	n/a	n/a	0.00	n/a	0.00	n/a	n/a
17	**TOTAL UNIT**		33	2	2	28	1	n/a	n/a	n/a	n/a	n/a							
Unit 18																			
18	General Season		3	1	0	2	0	n/a	n/a	n/a	n/a	n/a	n/a	n/a	0.00	n/a	0.00	n/a	n/a
18	Registration	WBB	4	3	1	0	0	22	22	0	0	0	15.38	12.00	100.00	0.00	0.00	n/a	n/a
18	**TOTAL UNIT**		7	4	1	2	0	22	22	0	0	0							
Unit 19																			
19A	General Season		4	0	1	3	0	n/a	n/a	n/a	n/a	n/a	n/a	0.00	n/a	n/a	0.00	n/a	n/a
19A	Registration	WBB	0	0	0	0	0	0	0	0	0	0	0.00	0.00	0.00	0.00	0.00	0	0.00
19A	**TOTAL SUBUNIT**		4	0	1	3	0	0	0	0	0	0							
19B	General Season		24	0	3	21	0	n/a	n/a	n/a	n/a	n/a	n/a	0.00	n/a	n/a	0.00	n/a	n/a
19B	Registration	WBB	0	0	0	0	0	0	0	0	0	0	0.00	0.00	0.00	0.00	0.00	0	0.00
19B	**TOTAL SUBUNIT**		24	0	3	21	0	0	0	0	0	0							
19C	General Season		14	0	3	11	0	n/a	n/a	n/a	n/a	n/a	n/a	0.00	n/a	n/a	0.00	n/a	n/a
19D	General Season		1	1	0	0	0	n/a	n/a	n/a	n/a	n/a	n/a	n/a	0.00	0.00	0.00	n/a	n/a
19	**TOTAL UNIT**		43	1	7	35	0	n/a	n/a	n/a	n/a	n/a							
Unit 20																			
20A	General Season		14	4	2	7	1	n/a	n/a	n/a	n/a	n/a	n/a	n/a	n/a	n/a	n/a	n/a	n/a
20B	General Season		2	2	0	0	0	n/a	n/a	n/a	n/a	n/a	n/a	n/a	0.00	0.00	0.00	n/a	n/a
20C	General Season		1	0	0	1	0	n/a	n/a	n/a	n/a	n/a	n/a	0.00	0.00	n/a	0.00	n/a	n/a
20D	General Season		8	4	4	0	0	n/a	n/a	n/a	n/a	n/a	n/a	n/a	n/a	0.00	0.00	n/a	n/a
20E	General Season		21	0	19	2	0	n/a	n/a	n/a	n/a	n/a	n/a	0.00	n/a	n/a	0.00	n/a	n/a
20F	General Season		1	1	0	0	0	n/a	n/a	n/a	n/a	n/a	n/a	n/a	0.00	0.00	0.00	n/a	n/a
20	**TOTAL UNIT**		47	11	25	10	1	n/a	n/a	n/a	n/a	n/a							
Unit 21																			
21A	General Season		0	0	0	0	0	n/a	n/a	n/a	n/a	n/a	0.00	0.00	0.00	0.00	0.00	n/a	n/a
21B	General Season		0	0	0	0	0	n/a	n/a	n/a	n/a	n/a	0.00	0.00	0.00	0.00	0.00	n/a	n/a
21C	General Season		1	0	0	1	0	n/a	n/a	n/a	n/a	n/a	n/a	0.00	0.00	n/a	0.00	n/a	n/a
21D	General Season		3	2	1	0	0	n/a	n/a	n/a	n/a	n/a	n/a	n/a	n/a	0.00	0.00	n/a	n/a
21E	General Season		2	0	0	2	0	n/a	n/a	n/a	n/a	n/a	n/a	0.00	0.00	n/a	0.00	n/a	n/a
21	**TOTAL UNIT**		6	2	1	3	0	n/a	n/a	n/a	n/a	n/a							
Unit 22																			
22A	General Season		4	1	0	3	0	n/a	n/a	n/a	n/a	n/a	n/a	n/a	0.00	n/a	0.00	n/a	n/a
22B	General Season		11	6	4	1	0	n/a	n/a	n/a	n/a	n/a	n/a	n/a	n/a	n/a	0.00	n/a	n/a
22B	Drawing	DB688	2	0	0	2	0	n/a	n/a	n/a	n/a	n/a	n/a	0.00	0.00	n/a	0.00	n/a	n/a
22B	Drawing	DB698	6	0	0	6	0	n/a	n/a	n/a	n/a	n/a	n/a	0.00	0.00	n/a	0.00	n/a	n/a
22B	**TOTAL SUBUNIT**		19	6	4	9	0	n/a	n/a	n/a	n/a	n/a							

1993-94 HUNTER INFORMATION BY SPECIES: BROWN BEAR

			SUCCESSFUL HUNTERS					UNSUCCESSFUL HUNTERS					PERCENT SUCCESSFUL					EFFORT	
GMU	TYPE	HUNT	TOTAL	UNIT RES	OTHER STATE RES	NON-RES	UNKN. RES	TOTAL	UNIT RES	OTHER STATE RES	NON-RES	UNKN. RES	TOTAL	UNIT RES	OTHER STATE RES	NON-RES	UNKN. RES	TOTAL HUNTER DAYS	AVG. HUNTER EFFORT
Unit 22																			
22C	General Season		7	5	1	0	1	n/a	n/a	n/a	n/a	n/a	n/a	n/a	n/a	0.00	n/a	n/a	n/a
22C	Drawing	DB688	2	0	0	2	0	n/a	n/a	n/a	n/a	n/a	n/a	0.00	0.00	n/a	0.00	n/a	n/a
22C	Drawing	DB698	0	0	0	0	0	0	0	0	0	0	0.00	0.00	0.00	0.00	0.00	0	0.00
22C	**TOTAL SUBUNIT**		9	5	1	2	1	n/a	n/a	n/a	n/a	n/a							
22D	General Season		6	4	2	0	0	n/a	n/a	n/a	n/a	n/a	n/a	n/a	n/a	0.00	0.00	n/a	n/a
22D	Drawing	DB689	1	0	0	1	0	n/a	n/a	n/a	n/a	n/a	n/a	0.00	0.00	n/a	0.00	n/a	n/a
22D	Drawing	DB699	2	0	0	2	0	n/a	n/a	n/a	n/a	n/a	n/a	0.00	0.00	n/a	0.00	n/a	n/a
22D	**TOTAL SUBUNIT**		9	4	2	3	0	n/a	n/a	n/a	n/a	n/a							
22E	General Season		3	3	0	0	0	n/a	n/a	n/a	n/a	n/a	n/a	n/a	0.00	0.00	0.00	n/a	n/a
22E	Drawing	DB689	0	0	0	0	0	0	0	0	0	0	0.00	0.00	0.00	0.00	0.00	0	0.00
22E	Drawing	DB699	0	0	0	0	0	0	0	0	0	0	0.00	0.00	0.00	0.00	0.00	0	0.00
22E	**TOTAL SUBUNIT**		3	3	0	0	0	n/a	n/a	n/a	n/a	n/a							
22	**TOTAL UNIT**		44	19	7	17	1	0	0	0	0	0							
Unit 23																			
23	General Season		23	5	14	1	3	n/a	n/a	n/a	n/a	n/a	n/a	n/a	n/a	n/a	n/a	n/a	n/a
23	Drawing	DB781	7	0	0	7	0	8	0	0	8	0	46.67	0.00	0.00	46.67	0.00	n/a	n/a
23	Drawing	DB791	5	0	0	5	0	1	0	0	1	0	83.33	0.00	0.00	83.33	0.00	n/a	n/a
23	Registration	NWBB	5	3	2	0	0	41	27	14	0	0	10.87	10.00	12.50	0.00	0.00	n/a	n/a
23	**TOTAL UNIT**		40	8	16	13	3	50	27	14	9	0							
Unit 24																			
24	General Season		7	0	4	2	1	n/a	n/a	n/a	n/a	n/a	n/a	0.00	n/a	n/a	n/a	n/a	n/a
24	Registration	NWBB	0	0	0	0	0	0	0	0	0	0	0.00	0.00	0.00	0.00	0.00	0	0.00
24	**TOTAL UNIT**		7	0	4	2	1	0	0	0	0	0							
Unit 25																			
25A	General Season		4	0	4	0	0	n/a	n/a	n/a	n/a	n/a	n/a	0.00	n/a	0.00	0.00	n/a	n/a
25A	Drawing	DB882	2	0	0	2	0	1	0	0	1	0	66.67	0.00	0.00	66.67	0.00	10	3.33
25A	Drawing	DB883	0	0	0	0	0	1	0	0	1	0	0.00	0.00	0.00	0.00	0.00	21	21.00
25A	Drawing	DB884	2	0	0	2	0	2	0	0	2	0	50.00	0.00	0.00	50.00	0.00	42	10.50
25A	Drawing	DB892	0	0	0	0	0	0	0	0	0	0	0.00	0.00	0.00	0.00	0.00	0	0.00
25A	Drawing	DB893	0	0	0	0	0	0	0	0	0	0	0.00	0.00	0.00	0.00	0.00	0	0.00
25A	Drawing	DB894	0	0	0	0	0	0	0	0	0	0	0.00	0.00	0.00	0.00	0.00	0	0.00
25A	**TOTAL SUBUNIT**		8	0	4	4	0	4	0	0	4	0							
25B	General Season		2	0	2	0	0	n/a	n/a	n/a	n/a	n/a	n/a	0.00	n/a	0.00	0.00	n/a	n/a
25C	General Season		3	0	3	0	0	n/a	n/a	n/a	n/a	n/a	n/a	0.00	n/a	0.00	0.00	n/a	n/a
25D	General Season		0	0	0	0	0	n/a	n/a	n/a	n/a	n/a	0.00	0.00	0.00	0.00	0.00	n/a	n/a
25	**TOTAL UNIT**		13	0	9	4	0	4	n/a	n/a	4	n/a							

1993-94 HUNTER INFORMATION BY SPECIES: BROWN BEAR

GMU	TYPE	HUNT	SUCCESSFUL HUNTERS TOTAL	UNIT RES	OTHER STATE RES	NON-RES	UNKN. RES	UNSUCCESSFUL HUNTERS TOTAL	UNIT RES	OTHER STATE RES	NON-RES	UNKN. RES	PERCENT SUCCESSFUL TOTAL	UNIT RES	OTHER STATE RES	NON-RES	UNKN. RES	EFFORT TOTAL HUNTER DAYS	EFFORT AVG. HUNTER EFFORT
Unit 26																			
26A	General Season		11	1	10	0	0	n/a	n/a	n/a	n/a	n/a	n/a	n/a	n/a	0.00	0.00	n/a	n/a
26A	Drawing	DB985	5	0	0	5	0	1	0	0	1	0	83.33	0.00	0.00	83.33	0.00	n/a	n/a
26A	Drawing	DB986	1	0	0	1	0	4	0	0	4	0	20.00	0.00	0.00	20.00	0.00	n/a	n/a
26A	Drawing	DB995	4	0	0	4	0	0	0	0	0	0	100.00	0.00	0.00	100.00	0.00	19	4.75
26A	Drawing	DB996	2	0	0	2	0	1	0	0	1	0	66.67	0.00	0.00	66.67	0.00	n/a	n/a
26A	Registration	NWBB	0	0	0	0	0	n/a	n/a	n/a	n/a	n/a	0.00	0.00	0.00	0.00	0.00	n/a	n/a
26A	**TOTAL SUBUNIT**		23	1	10	12	0	6	n/a	n/a	6	n/a							
26B	General Season		10	1	9	0	0	n/a	n/a	n/a	n/a	n/a	n/a	n/a	n/a	0.00	0.00	n/a	n/a
26B	Drawing	DB987	2	0	0	2	0	1	0	0	1	0	66.67	0.00	0.00	66.67	0.00	18	6.00
26B	Drawing	DB997	0	0	0	0	0	0	0	0	0	0	0.00	0.00	0.00	0.00	0.00	0	0.00
26B	**TOTAL SUBUNIT**		12	1	9	2	0	1	0	0	1	0							
26C	General Season		7	1	6	0	0	n/a	n/a	n/a	n/a	n/a	n/a	n/a	n/a	0.00	0.00	n/a	n/a
26C	Drawing	DB988	0	0	0	0	0	0	0	0	0	0	0.00	0.00	0.00	0.00	0.00	0	0.00
26C	Drawing	DB989	0	0	0	0	0	0	0	0	0	0	0.00	0.00	0.00	0.00	0.00	0	0.00
26C	Drawing	DB998	0	0	0	0	0	0	0	0	0	0	0.00	0.00	0.00	0.00	0.00	0	0.00
26C	Drawing	DB999	0	0	0	0	0	0	0	0	0	0	0.00	0.00	0.00	0.00	0.00	0	0.00
26C	**TOTAL SUBUNIT**		7	1	6	0	0	0	0	0	0	0							
26	**TOTAL UNIT**		42	3	25	14	0	7	0	0	7	0							
TOTAL STATEWIDE			1264	128	383	728	25	642	226	247	166	14							

1993-94 HUNTER INFORMATION BY SPECIES: CARIBOU

GMU	TYPE	HUNT	SUCCESSFUL HUNTERS TOTAL	UNIT RES	OTHER STATE RES	NON-RES	UNKN. RES	UNSUCCESSFUL HUNTERS TOTAL	UNIT RES	OTHER STATE RES	NON-RES	UNKN. RES	PERCENT SUCCESSFUL TOTAL	UNIT RES	OTHER STATE RES	NON-RES	UNKN. RES	EFFORT TOTAL HUNTER DAYS	EFFORT AVG. HUNTER EFFORT
Unit 07																			
07	Drawing	DC001	29	4	25	0	0	82	5	73	2	2	26.13	44.44	25.51	0.00	0.00	507	4.57
07	**TOTAL UNIT**		29	4	25	0	0	82	5	73	2	2							
Unit 08																			
08	General Season		3	0	2	1	0	9	3	6	0	0	25.00	0.00	25.00	100.00	0.00	n/a	n/a
08	**TOTAL UNIT**		3	0	2	1	0	9	3	6	0	0							
Unit 09																			
09A	General Season		n/a	n/a	n/a	n/a	n/a	n/a	n/a	n/a	n/a	n/a	n/a	n/a	n/a	n/a	n/a	n/a	n/a
09B	General Season		n/a	n/a	n/a	n/a	n/a	n/a	n/a	n/a	n/a	n/a	n/a	n/a	n/a	n/a	n/a	n/a	n/a
09C	General Season		464	76	321	65	2	63	8	50	4	1	88.05	90.48	86.52	94.20	66.67	n/a	n/a
09D	General Season		0	0	0	0	0	n/a	n/a	n/a	n/a	n/a	0.00	0.00	0.00	0.00	0.00	n/a	n/a
09E	General Season		372	10	139	222	1	78	2	47	28	1	82.67	83.33	74.73	88.80	50.00	n/a	n/a
09	**TOTAL UNIT**		836	86	460	287	3	141	10	97	32	2							
Unit 10																			
10	General Season		0	0	0	0	0	0	0	0	0	0	0.00	0.00	0.00	0.00	0.00	0	0.00
10	Federal	RC109	n/a	n/a	n/a	n/a	n/a	n/a	n/a	n/a	n/a	n/a	n/a	n/a	n/a	n/a	n/a	n/a	n/a
10	Registration	RC550	n/a	n/a	n/a	n/a	n/a	n/a	n/a	n/a	n/a	n/a	n/a	n/a	n/a	n/a	n/a	n/a	n/a
10	**TOTAL UNIT**		n/a	n/a	n/a	n/a	n/a	n/a	n/a	n/a	n/a	n/a							
Unit 12																			
12	General Season		6	2	3	1	0	n/a	n/a	n/a	n/a	n/a	n/a	n/a	n/a	n/a	0.00	n/a	n/a
12	Federal	RC412	12	11	1	0	0	8	8	0	0	0	60.00	57.89	100.00	0.00	0.00	40	2.00
12	Registration	RC450	19	1	8	10	0	14	2	7	5	0	57.58	33.33	53.33	66.67	0.00	156	4.73
12	Registration	RC460	201	91	109	0	1	330	152	178	0	0	37.85	37.45	37.98	0.00	100.00	1357	2.56
12	**TOTAL UNIT**		238	105	121	11	1	352	162	185	5	0							
Unit 13																			
13A	Federal	RC513	5	5	0	0	0	15	15	0	0	0	25.00	25.00	0.00	0.00	0.00	170	8.50
13A	Tier II	TC566	1091	62	1029	0	0	745	79	666	0	0	59.42	43.97	60.71	0.00	0.00	11042	6.01
13A	**TOTAL SUBUNIT**		1096	67	1029	0	0	760	94	666	0	0							
13B	Federal	RC513	275	250	25	0	0	464	455	9	0	0	37.21	35.46	73.53	0.00	0.00	4953	6.70
13B	Tier II	TC566	1393	173	1220	0	0	478	88	390	0	0	74.45	66.28	75.78	0.00	0.00	10706	5.72
13B	**TOTAL SUBUNIT**		1668	423	1245	0	0	942	543	399	0	0							
13C	Federal	RC513	0	0	0	0	0	3	3	0	0	0	0.00	0.00	0.00	0.00	0.00	47	15.67
13C	Tier II	TC566	53	15	38	0	0	48	19	29	0	0	52.48	44.12	56.72	0.00	0.00	770	7.62
13C	**TOTAL SUBUNIT**		53	15	38	0	0	51	22	29	0	0							
13D	Federal	RC513	2	2	0	0	0	7	7	0	0	0	22.22	22.22	0.00	0.00	0.00	91	10.11
13D	Tier II	TC566	15	4	11	0	0	10	5	5	0	0	60.00	44.44	68.75	0.00	0.00	185	7.40
13D	**TOTAL SUBUNIT**		17	6	11	0	0	17	12	5	0	0							

1993-94 HUNTER INFORMATION BY SPECIES: CARIBOU

GMU	TYPE	HUNT	SUCCESSFUL HUNTERS TOTAL	UNIT RES	OTHER STATE RES	NON-RES	UNKN. RES	UNSUCCESSFUL HUNTERS TOTAL	UNIT RES	OTHER STATE RES	NON-RES	UNKN. RES	PERCENT SUCCESSFUL TOTAL	UNIT RES	OTHER STATE RES	NON-RES	UNKN. RES	EFFORT TOTAL HUNTER DAYS	EFFORT AVG. HUNTER EFFORT
Unit 13																			
13E	Federal	RC513	39	35	4	0	0	26	26	0	0	0	60.00	57.38	100.00	0.00	0.00	256	3.94
13E	Tier II	TC566	1566	50	1516	0	0	425	18	407	0	0	78.65	73.53	78.84	0.00	0.00	8761	4.40
13E	**TOTAL SUBUNIT**		1605	85	1520	0	0	451	44	407	0	0							
13Z	Federal	RC513	10	5	5	0	0	100	100	0	0	0	9.09	4.76	100.00	0.00	0.00	1151	10.46
13Z	Tier II	TC566	621	35	586	0	0	631	89	542	0	0	49.60	28.23	51.95	0.00	0.00	7872	6.29
13Z	**TOTAL SUBUNIT**		631	40	591	0	0	731	189	542	0	0							
13	**TOTAL UNIT**		5070	636	4434	0	0	2952	904	2048	0	0							
Unit 14																			
14B	Drawing	DC590	6	6	0	0	0	15	14	1	0	0	28.57	30.00	0.00	0.00	0.00	94	4.48
14	**TOTAL UNIT**		6	6	0	0	0	15	14	1	0	0							
Unit 16																			
16A	General Season		0	0	0	0	0	n/a	n/a	n/a	n/a	n/a	0.00	0.00	0.00	0.00	0.00	n/a	n/a
16B	General Season		n/a	n/a	n/a	n/a	n/a	n/a	n/a	n/a	n/a	n/a	n/a	n/a	n/a	n/a	n/a	n/a	n/a
16	**TOTAL UNIT**		n/a	n/a	n/a	n/a	n/a	n/a	n/a	n/a	n/a	n/a							
Unit 17																			
17A	General Season		n/a	n/a	n/a	n/a	n/a	n/a	n/a	n/a	n/a	n/a	n/a	n/a	n/a	n/a	n/a	n/a	n/a
17B	General Season		n/a	n/a	n/a	n/a	n/a	n/a	n/a	n/a	n/a	n/a	n/a	n/a	n/a	n/a	n/a	n/a	n/a
17C	General Season		n/a	n/a	n/a	n/a	n/a	n/a	n/a	n/a	n/a	n/a	n/a	n/a	n/a	n/a	n/a	n/a	n/a
17Z	General Season		2053	47	718	725	563	341	5	171	77	88	85.76	90.38	80.76	90.40	86.48	n/a	n/a
17	**TOTAL UNIT**		2053	47	718	725	563	341	5	171	77	88							
Unit 18																			
18	General Season		n/a	n/a	n/a	n/a	n/a	n/a	n/a	n/a	n/a	n/a	n/a	n/a	n/a	n/a	n/a	n/a	n/a
18	Federal	RC718	53	49	4	0	0	91	91	0	0	0	36.81	35.00	100.00	0.00	0.00	144	1.00
18	Registration	RC767	21	21	0	0	0	88	86	2	0	0	19.27	19.63	0.00	0.00	0.00	118	1.08
18	**TOTAL UNIT**		74	70	4	0	0	179	177	2	0	0							
Unit 19																			
19A	General Season		n/a	n/a	n/a	n/a	n/a	n/a	n/a	n/a	n/a	n/a	n/a	n/a	n/a	n/a	n/a	n/a	n/a
19B	General Season		n/a	n/a	n/a	n/a	n/a	n/a	n/a	n/a	n/a	n/a	n/a	n/a	n/a	n/a	n/a	n/a	n/a
19C	General Season		n/a	n/a	n/a	n/a	n/a	n/a	n/a	n/a	n/a	n/a	n/a	n/a	n/a	n/a	n/a	n/a	n/a
19D	General Season		n/a	n/a	n/a	n/a	n/a	n/a	n/a	n/a	n/a	n/a	n/a	n/a	n/a	n/a	n/a	n/a	n/a
19	**TOTAL UNIT**		n/a	n/a	n/a	n/a	n/a	n/a	n/a	n/a	n/a	n/a							
Unit 20																			
20B	General Season		3	2	1	0	0	56	49	5	2	0	5.08	3.92	16.67	0.00	0.00	n/a	n/a
20B	Registration	RC863	15	7	3	5	0	183	100	70	13	0	7.58	6.54	4.11	27.78	0.00	876	4.42
20B	Drawing	DC877	0	0	0	0	0	5	3	2	0	0	0.00	0.00	0.00	0.00	0.00	17	3.40
20B	Drawing	DC878	0	0	0	0	0	5	3	2	0	0	0.00	0.00	0.00	0.00	0.00	14	2.80
20B	**TOTAL SUBUNIT**		18	9	4	5	0	249	155	79	15	0							

1993-94 HUNTER INFORMATION BY SPECIES: CARIBOU

GMU	TYPE	HUNT	SUCCESSFUL HUNTERS TOTAL	UNIT RES	OTHER STATE RES	NON-RES	UNKN RES	UNSUCCESSFUL HUNTERS TOTAL	UNIT RES	OTHER STATE RES	NON-RES	UNKN. RES	PERCENT SUCCESSFUL TOTAL	UNIT RES	OTHER STATE RES	NON-RES	UNKN. RES	EFFORT TOTAL HUNTER DAYS	EFFORT AVG. HUNTER EFFORT
Unit 20																			
20D	Registration	RC863	11	2	4	4	1	25	19	4	2	0	30.56	9.52	50.00	66.67	100.00	155	4.31
20D	Registration	RC865	2	2	0	0	0	25	19	6	0	0	7.41	9.52	0.00	0.00	0.00	96	3.56
20D	**TOTAL SUBUNIT**		13	4	4	4	1	50	38	10	2	0							
20E	Federal	RC820	1	1	0	0	0	31	15	16	0	0	3.13	6.25	0.00	0.00	0.00	160	5.00
20E	Registration	RC865	285	159	125	0	1	1455	711	742	1	1	16.38	18.28	14.42	0.00	50.00	6687	3.84
20E	**TOTAL SUBUNIT**		286	160	125	0	1	1486	726	758	1	1							
20F	General Season		n/a	n/a	n/a	n/a	n/a	n/a	n/a	n/a	n/a	n/a	n/a	n/a	n/a	n/a	n/a	n/a	n/a
20F	Drawing	DC877	0	0	0	0	0	1	1	0	0	0	0.00	0.00	0.00	0.00	0.00	1	1.00
20F	Drawing	DC878	0	0	0	0	0	2	0	1	0	1	0.00	0.00	0.00	0.00	0.00	5	2.50
20F	**TOTAL SUBUNIT**		0	0	0	0	0	3	1	1	0	1							
20	**TOTAL UNIT**		317	173	133	9	2	1788	920	848	18	2							
Unit 21																			
21A	General Season		n/a	n/a	n/a	n/a	n/a	n/a	n/a	n/a	n/a	n/a	n/a	n/a	n/a	n/a	n/a	n/a	n/a
21B	General Season		0	0	0	0	0	n/a	0	3	n/a	n/a	0.00	0.00	0.00	0.00	0.00	n/a	n/a
21C	General Season		0	0	0	0	0	n/a	n/a	1	2	n/a	0.00	0.00	0.00	0.00	0.00	n/a	n/a
21D	General Season		1	1	0	0	0	n/a	n/a	n/a	n/a	n/a	n/a	n/a	0.00	0.00	0.00	n/a	n/a
21E	General Season		n/a	n/a	n/a	n/a	n/a	n/a	n/a	n/a	n/a	n/a	n/a	n/a	n/a	n/a	n/a	n/a	n/a
21	**TOTAL UNIT**		1	1	n/a	n/a	n/a	n/a	n/a	4	2	n/a							
Unit 22																			
22A	General Season		n/a	n/a	n/a	n/a	n/a	n/a	n/a	n/a	n/a	n/a	n/a	n/a	n/a	n/a	n/a	n/a	n/a
22B	General Season		n/a	n/a	n/a	n/a	n/a	n/a	n/a	n/a	n/a	n/a	n/a	n/a	n/a	n/a	n/a	n/a	n/a
22	**TOTAL UNIT**		n/a	n/a	n/a	n/a	n/a	n/a	n/a	n/a	n/a	n/a							
Unit 23																			
23	General Season		n/a	n/a	n/a	n/a	n/a	n/a	n/a	n/a	n/a	n/a	n/a	n/a	n/a	n/a	n/a	n/a	n/a
23	**TOTAL UNIT**		n/a	n/a	n/a	n/a	n/a	n/a	n/a	n/a	n/a	n/a							
Unit 24																			
24	General Season		9	0	8	1	0	n/a	0	15	2	n/a	n/a	0.00	34.78	33.33	0.00	n/a	n/a
24	**TOTAL UNIT**		9	0	8	1	0	n/a	0	15	2	n/a							
Unit 25																			
25A	General Season		49	0	39	10	0	12	0	8	4	0	80.33	0.00	82.98	71.43	0.00	349	5.72
25B	General Season		1	0	0	0	1	n/a	n/a	n/a	n/a	n/a	n/a	0.00	0.00	0.00	n/a	n/a	n/a
25C	General Season		18	14	1	2	1	39	34	1	1	3	31.58	29.17	50.00	66.67	25.00	n/a	n/a
25C	Registration	RC865	12	6	6	0	0	120	19	100	0	1	9.09	24.00	5.66	0.00	0.00	513	3.89
25C	Drawing	DC877	0	0	0	0	0	7	0	6	1	0	0.00	0.00	0.00	0.00	0.00	14	2.00
25C	Drawing	DC878	0	0	0	0	0	6	0	6	0	0	0.00	0.00	0.00	0.00	0.00	16	2.67
25C	**TOTAL SUBUNIT**		30	20	7	2	1	172	53	113	2	4							
25D	General Season		1	0	1	0	0	n/a	n/a	n/a	n/a	n/a	n/a	0.00	n/a	0.00	0.00	n/a	n/a
25	**TOTAL UNIT**		81	20	47	12	2	184	53	121	6	4							

1993-94 HUNTER INFORMATION BY SPECIES: CARIBOU

GMU	TYPE	HUNT	SUCCESSFUL HUNTERS TOTAL	UNIT RES	OTHER STATE RES	NON-RES	UNKN. RES	UNSUCCESSFUL HUNTERS TOTAL	UNIT RES	OTHER STATE RES	NON-RES	UNKN RES	PERCENT SUCCESSFUL TOTAL	UNIT RES	OTHER STATE RES	NON-RES	UNKN. RES	EFFORT TOTAL HUNTER DAYS	EFFORT AVG. HUNTER EFFORT
Unit 26																			
26A	General Season	n/a	n/a	n/a	n/a	n/a	n/a	n/a	n/a	n/a	n/a	n/a	n/a	n/a	n/a	n/a	n/a	n/a	n/a
26B	General Season	372	0	321	51	0	n/a	n/a	n/a	n/a	n/a	n/a	n/a	0.00	n/a	n/a	0.00	n/a	n/a
26C	General Season	34	5	27	1	1	n/a	n/a	n/a	n/a	n/a	n/a	n/a	n/a	n/a	n/a	n/a	n/a	n/a
26	**TOTAL UNIT**	406	5	348	52	1	n/a	n/a	n/a	n/a	n/a	n/a							
TOTAL STATEWIDE		9123	1153	6300	1098	572	6043	2253	3571	144	98								

CARIBOU HERDS BY UNIT/SUBUNIT

HERD	UNIT
Adak	10
Alaska Peninsula (N)	9C,E
Alaska Peninsula (S)	9D, 10
Andreafsky[3]	18, 21E, 22A
Beaver Mountains[6]	19A,D, 21A
Big River	19C
Central Arctic	26A,B,C
Chisana	12
Delta[5]	20A
Denali	13E, 20C
Farewell	19C
Fortymile	12, 20B,D,E, 25C
Fox River	15C
Galena Mountain[1]	21B,C,D
Kenai Lowlands	15A
Kenai Mountains	7
Kilbuck Mountains	18, 19B
Killey River	15B
Kokrines[1]	20F,21B,C,D,24
Kuskokwim Mountains[6]	19A,D, 21A
Macomb	12, 20D
Mentasta	11, 12
Mulchatna	9B,C, 17B,C, 19A,B
Nelchina	12, 13A,B,C,D,E, 14B
Nushagak Peninsula	17A,C
Porcupine	25, 26B,C
Rainy Pass	16B, 19B,C
Ray Mountains[1]	20F, 21C, 24
Sunshine Mountains	19D, 21A
Teshekpuk[4]	26A
Tonzona	19C, 20C
Tustumena Bench[2]	15B,C
Twin Lakes[7]	15B
Western Arctic[4]	21C,D,E, 22A,B, 23, 24, 26A
White Mountains	20B,F, 25C,D
Wolf Mountain[1]	21B,C,D, 24
Yanert[5]	20A

[1]Galena Mountain, Ray Mountains, and Wolf Mountains herds comprise the Kokrines Herd.
[2]Tustumena Bench Herd has split into Killey River and Fox River Herds.
[3]Andreafsky Herd may not exist anymore
[4]Teshekpuk Herd included in W. Arctic Herd
[5]Yankert Herd included in Delta Herd
[6]Kuskokwim Mountains Herd same as Beaver Mountains Herd
[7]Twin Lakes has split from the Killey River herd

1993-94 CARIBOU HUNTER INFORMATION BY HERD

HERD	GENERAL SEASON NUMBER OF HUNTERS	GENERAL SEASON PERCENT SUCCESSFUL	DRAWING PERMITS NUMBER OF PERMITS	DRAWING PERMITS NUMBER OF HUNTERS	DRAWING PERMITS PERCENT SUCCESSFUL	REGISTRATION PERMITS NUMBER OF PERMITS	REGISTRATION PERMITS NUMBER OF HUNTERS	REGISTRATION PERMITS TOTAL PERCENT SUCCESSFUL	EFFORT TOTAL HUNTERS	EFFORT HUNTER DAYS	EFFORT AVG. HUNTER EFFORT
ADAK			0			350	143	n/a	143	n/a	n/a
ANDREAFSKY			0			0					0.00
BEAVER MOUNTAINS	9	33.33	0			0			9	80	8.89
BIG RIVER	26	69.23	0			0			26	214	8.23
CENTRAL ARCTIC	620	54.03	0			0			620	n/a	n/a
CHISANA	n/a	n/a	0			35	33	57.58	n/a	n/a	n/a
DELTA			0			0					0.00
DENALI			0			0					0.00
FAREWELL	62	69.35	0			0			62	364	5.87
FORTYMILE			0			2886	2167	15.09	2167	8490	3.92
FOX RIVER			0			0					0.00
GALENA MOUNTAIN	2	50.00	0			0			2	n/a	n/a
KENAI LOWLANDS			0			0					0.00
KENAI MOUNTAINS			200	140	20.71	0			140	663	4.74
KILBUCK MOUNTAINS			0			253	253	29.25	253	n/a	n/a
KILLEY RIVER			0			0					0.00
KUSKOKWIM MOUNTAINS			0			0					0.00
MACOMB			0			0					0.00
MENTASTA			0			0					0.00
MULCHATNA	2394	85.76	0			0			2394	12652	5.28
N. ALASKA PENINSULA	966	85.61	0			0			966	n/a	n/a
NELCHINA			9043	7097	66.86	2410	1498	36.32	8595	47498	5.53
NUSHAGAK PENINSULA			0			0					0.00

HERD COMMENTS

ADAK	MULTIPLE BAG LIMIT, NO CLOSED SEASON
ANDREAFSKY	HERD MAY BE NONEXISTENT—NO KNOWN HARVEST
BEAVER MOUNTAINS	INCLUDES KUSKOKWIM MTS HARVEST
CENTRAL ARCTIC	MULTIPLE BAG LIMIT
DELTA	NO OPEN SEASON—INCLUDES YANERT HERD
DENALI	NO OPEN SEASON—NO KNOWN HARVEST
FORTYMILE	REGISTRATION TOTALS REPRESENT COMBINED STATE AND FEDERAL HUNTS
FOX RIVER	NO OPEN SEASON
KENAI LOWLANDS	NO OPEN SEASON
KILBUCK MOUNTAINS	REGISTRATION TOTALS REPRESENT COMBINED STATE AND FEDERAL HUNTS
KILLEY RIVER	NO OPEN SEASON. SPLIT INTO KILLEY RIVER AND TWIN LAKES HERDS
KUSKOKWIM MOUNTAINS	HARVEST INCLUDED IN BEAVER MTS.HERD
MACOMB	NO OPEN SEASON
MENTASTA	NO OPEN SEASON
MULCHATNA	MULTIPLE BAG LIMIT—HIGH UNREPORTED HARVEST
N. ALASKA PENINSULA	MULTIPLE BAG LIMIT, TOTAL HARVEST INCLUDES AN UNKNOWN NUMBER OF MULCHATNA ANIMALS
NELCHINA	DRAWING PERMIT FIGURES REPRESENT STATE TIER II & DRAWING PERMIT HUNTS
NUSHAGAK PENINSULA	NO OPEN SEASON

1993-94 CARIBOU HUNTER INFORMATION BY HERD

	GENERAL SEASON		DRAWING PERMITS			REGISTRATION PERMITS			EFFORT		
HERD	NUMBER OF HUNTERS	PERCENT SUCCESSFUL	NUMBER OF PERMITS	NUMBER OF HUNTERS	PERCENT SUCCESSFUL	NUMBER OF PERMITS	NUMBER OF HUNTERS	TOTAL PERCENT SUCCESSFUL	TOTAL HUNTERS	HUNTER DAYS	AVG. HUNTER EFFORT
PORCUPINE	n/a	n/a	0			0			n/a	n/a	n/a
RAINY PASS	65	53.85	0			0			65	406	6.25
RAY MOUNTAINS	20	45.00	0			0			20	n/a	n/a
S. ALASKA PENINSULA			0			0			0	0	0.00
SUNSHINE MOUNTAINS	3	33.33	0			0			3	17	5.67
TESHEKPUK			0			0					0.00
TONZONA	19	78.95	0			0			19	95	5.00
TUSTUMENA			0			0					0.00
TWIN LAKES			0			0					0.00
WESTERN ARCTIC	n/a	n/a	0			0			n/a	n/a	n/a
WHITE MOUNTAINS	113	18.58	150	26	0.00	0			139	n/a	n/a
WOLF MOUNTAIN	5	0.00	0			0			5	n/a	n/a
YANERT			0			0					0.00

HERD COMMENTS

PORCUPINE	MULTIPLE BAG LIMIT
S. ALASKA PENINSULA	NO OPEN SEASON—CLOSED BY E.O.
TESHEKPUK	INCLUDED IN WESTERN ARCTIC HERD
TUSTUMENA	NO OPEN SEASON. SPLIT INTO FOX RIVER AND KILLEY RIVER HERDS
TWIN LAKES	NO OPEN SEASON
WESTERN ARCTIC	MULTIPLE BAG LIMIT—HIGH UNREPORTED HARVEST
YANERT	NO OPEN SEASON—INCLUDED IN DELTA HERD

1993-94 HUNTER INFORMATION BY SPECIES: COYOTE

GMU	TYPE	HUNT	SUCCESSFUL HUNTERS TOTAL	UNIT RES	OTHER STATE RES	NON-RES	UNKN. RES	UNSUCCESSFUL HUNTERS TOTAL	UNIT RES	OTHER STATE RES	NON-RES	UNKN. RES	PERCENT SUCCESSFUL TOTAL	UNIT RES	OTHER STATE RES	NON-RES	UNKN. RES	EFFORT TOTAL HUNTER DAYS	EFFORT AVG. HUNTER EFFORT
TOTAL STATEWIDE			n/a	n/a	n/a	n/a	n/a	n/a	n/a	n/a	n/a	n/a							

DATA IS PRESENTED ONLY FOR UNITS WHERE HUNTER INFORMATION IS AVAILABLE

1993-94 HUNTER INFORMATION BY SPECIES: DEER

GMU	TYPE	HUNT	SUCCESSFUL HUNTERS TOTAL	UNIT RES	OTHER STATE RES	NON-RES	UNKN. RES	UNSUCCESSFUL HUNTERS TOTAL	UNIT RES	OTHER STATE RES	NON-RES	UNKN. RES	PERCENT SUCCESSFUL TOTAL	UNIT RES	OTHER STATE RES	NON-RES	UNKN. RES	EFFORT TOTAL HUNTER DAYS	EFFORT AVG. HUNTER EFFORT
Unit 01																			
01A	General Season		345	336	3	6	0	651	619	21	11	0	34.64	35.18	12.50	35.29	0.00	4465	4.48
01B	General Season		107	0	107	0	0	84	0	78	6	0	56.02	0.00	57.84	0.00	0.00	849	4.45
01C	General Season		303	295	8	0	0	601	549	50	2	0	33.52	34.95	13.79	0.00	0.00	2950	3.26
01D	General Season		2	0	2	0	0	7	7	0	0	0	22.22	0.00	100.00	0.00	0.00	14	1.56
01	**TOTAL UNIT**		757	631	120	6	0	1343	1175	149	19	0							
Unit 02																			
02	General Season		1394	801	580	13	0	593	260	296	37	0	70.16	75.49	66.21	26.00	0.00	11860	5.97
02	**TOTAL UNIT**		1394	801	580	13	0	593	260	296	37	0							
Unit 03																			
03	General Season		475	422	51	2	0	569	492	72	5	0	45.50	46.17	41.46	28.57	0.00	4711	4.51
03	Registration	RD606	154	150	2	2	0	408	402	3	3	0	27.40	27.17	40.00	40.00	0.00	1916	3.41
03	**TOTAL UNIT**		629	572	53	4	0	977	894	75	8	0							
Unit 04																			
04	General Season		3083	1590	1476	17	0	946	349	564	33	0	76.52	82.00	72.35	34.00	0.00	22501	5.58
04	**TOTAL UNIT**		3083	1590	1476	17	0	946	349	564	33	0							
Unit 05																			
05A	General Season		3	3	0	0	0	22	22	0	0	0	12.00	12.00	0.00	0.00	0.00	149	5.96
05	**TOTAL UNIT**		3	3	0	0	0	22	22	0	0	0							
Unit 06																			
06A	General Season		0	0	0	0	0	n/a	n/a	n/a	n/a	n/a	0.00	0.00	0.00	0.00	0.00	n/a	n/a
06B	General Season		0	0	0	0	0	n/a	n/a	n/a	n/a	n/a	0.00	0.00	0.00	0.00	0.00	n/a	n/a
06C	General Season		n/a	n/a	n/a	n/a	n/a	n/a	n/a	n/a	n/a	n/a	n/a	n/a	n/a	n/a	n/a	n/a	n/a
06D	General Season		572	233	325	14	0	433	177	256	0	0	56.92	56.83	55.94	100.00	0.00	n/a	n/a
06	**TOTAL UNIT**		572	233	325	14	0	433	177	256	0	0							
Unit 08																			
08	General Season		2341	935	1247	159	0	605	256	286	63	0	79.46	78.51	81.34	71.62	0.00	n/a	n/a
08	**TOTAL UNIT**		2341	935	1247	159	0	605	256	286	63	0							
Unit 27																			
27Z	General Season		63	n/a	n/a	n/a	63	141	n/a	n/a	n/a	141	30.88	n/a	n/a	n/a	30.88	3396	16.65
27	**TOTAL UNIT**		63	0	0	0	63	141	0	0	0	141							
TOTAL STATEWIDE			8842	4765	3801	213	63	5060	3133	1626	160	141							

1993-94 HUNTER INFORMATION BY SPECIES: ELK

GMU	TYPE	HUNT	SUCCESSFUL HUNTERS TOTAL	UNIT RES	OTHER STATE RES	NON-RES	UNKN. RES	UNSUCCESSFUL HUNTERS TOTAL	UNIT RES	OTHER STATE RES	NON-RES	UNKN. RES	PERCENT SUCCESSFUL TOTAL	UNIT RES	OTHER STATE RES	NON-RES	UNKN. RES	EFFORT TOTAL HUNTER DAYS	EFFORT AVG. HUNTER EFFORT
Unit 08																			
08	Drawing	DE702	1	1	0	0	0	3	3	0	0	0	25.00	25.00	0.00	0.00	0.00	12	3.00
08	Drawing	DE703	4	3	1	0	0	3	2	1	0	0	57.14	60.00	50.00	0.00	0.00	33	4.71
08	Drawing	DE704	4	3	1	0	0	2	1	1	0	0	66.67	75.00	50.00	0.00	0.00	24	4.00
08	Drawing	DE705	3	1	2	0	0	1	1	0	0	0	75.00	50.00	100.00	0.00	0.00	16	4.00
08	Drawing	DE706	0	0	0	0	0	2	0	2	0	0	0.00	0.00	0.00	0.00	0.00	9	4.50
08	Drawing	DE707	0	0	0	0	0	3	2	1	0	0	0.00	0.00	0.00	0.00	0.00	13	4.33
08	Drawing	DE712	29	12	17	0	0	28	7	19	0	2	50.88	63.16	47.22	0.00	0.00	244	4.28
08	Drawing	DE714	23	12	10	1	0	29	9	17	2	1	44.23	57.14	37.04	33.33	0.00	246	4.73
08	Drawing	DE716	9	2	7	0	0	24	8	14	2	0	27.27	20.00	33.33	0.00	0.00	178	5.39
08	Registration	RE753	10	6	4	0	0	82	55	27	0	0	10.87	9.84	12.90	0.00	0.00	322	3.50
08	Registration	RE754	4	4	0	0	0	93	46	45	2	0	4.12	8.00	0.00	0.00	0.00	441	4.55
08	**TOTAL UNIT**		87	44	42	1	0	270	134	127	6	3							
TOTAL STATEWIDE			87	44	42	1	0	270	134	127	6	3							

1993-94 HUNTER INFORMATION BY SPECIES: FOX

GMU	TYPE	HUNT	SUCCESSFUL HUNTERS TOTAL	UNIT RES	OTHER STATE RES	NON-RES	UNKN. RES	UNSUCCESSFUL HUNTERS TOTAL	UNIT RES	OTHER STATE RES	NON-RES	UNKN. RES	PERCENT SUCCESSFUL TOTAL	UNIT RES	OTHER STATE RES	NON-RES	UNKN. RES	EFFORT TOTAL HUNTER DAYS	EFFORT AVG. HUNTER EFFORT
Unit 24																			
24	Hunting/Trapping	2	2	0	0	0	n/a	n/a	n/a	n/a	n/a	n/a	n/a	0.00	0.00	0.00	n/a	n/a	
24	**TOTAL UNIT**	2	2	0	0	0	n/a	n/a	n/a	n/a	n/a								
TOTAL STATEWIDE		2	2	0	0	0	n/a	n/a	n/a	n/a	n/a								

DATA IS PRESENTED ONLY FOR UNITS WHERE HUNTER INFORMATION IS AVAILABLE

1993-94 HUNTER INFORMATION BY SPECIES: LYNX

GMU	TYPE	HUNT TOTAL	SUCCESSFUL HUNTERS: UNIT RES	SUCCESSFUL HUNTERS: OTHER STATE RES	SUCCESSFUL HUNTERS: NON-RES	SUCCESSFUL HUNTERS: UNKN. RES	UNSUCCESSFUL HUNTERS: TOTAL	UNSUCCESSFUL HUNTERS: UNIT RES	UNSUCCESSFUL HUNTERS: OTHER STATE RES	UNSUCCESSFUL HUNTERS: NON-RES	UNSUCCESSFUL HUNTERS: UNKN. RES	PERCENT SUCCESSFUL: TOTAL	PERCENT SUCCESSFUL: UNIT RES	PERCENT SUCCESSFUL: OTHER STATE RES	PERCENT SUCCESSFUL: NON-RES	PERCENT SUCCESSFUL: UNKN. RES	EFFORT: TOTAL HUNTER DAYS	EFFORT: AVG. HUNTER EFFORT
Unit 01																			
01A	Hunting/Trapping	0	0	0	0	0	n/a	n/a	n/a	n/a	n/a	0.00	0.00	0.00	0.00	0.00	n/a	n/a
01B	Hunting/Trapping	0	0	0	0	0	n/a	n/a	n/a	n/a	n/a	0.00	0.00	0.00	0.00	0.00	n/a	n/a
01C	Hunting/Trapping	2	1	1	0	0	n/a	n/a	n/a	n/a	n/a	n/a	n/a	n/a	0.00	0.00	n/a	n/a
01D	Hunting/Trapping	3	3	0	0	0	n/a	n/a	n/a	n/a	n/a	n/a	n/a	0.00	0.00	0.00	n/a	n/a
01	**TOTAL UNIT**	5	4	1	0	0	n/a	n/a	n/a	n/a	n/a							
Unit 02																		
02	Hunting/Trapping	0	0	0	0	0	n/a	n/a	n/a	n/a	n/a	0.00	0.00	0.00	0.00	0.00	n/a	n/a
02	**TOTAL UNIT**	0	0	0	0	0	n/a	n/a	n/a	n/a	n/a							
Unit 03																		
03	Hunting/Trapping	0	0	0	0	0	n/a	n/a	n/a	n/a	n/a	0.00	0.00	0.00	0.00	0.00	n/a	n/a
03	**TOTAL UNIT**	0	0	0	0	0	n/a	n/a	n/a	n/a	n/a							
Unit 05																		
05A	Hunting/Trapping	3	3	0	0	0	n/a	n/a	n/a	n/a	n/a	n/a	n/a	0.00	0.00	0.00	n/a	n/a
05B	Hunting/Trapping	0	0	0	0	0	n/a	n/a	n/a	n/a	n/a	0.00	0.00	0.00	0.00	0.00	n/a	n/a
05	**TOTAL UNIT**	3	3	0	0	0	n/a	n/a	n/a	n/a	n/a							
Unit 06																		
06A	Hunting/Trapping	0	0	0	0	0	n/a	n/a	n/a	n/a	n/a	0.00	0.00	0.00	0.00	0.00	n/a	n/a
06B	Hunting/Trapping	0	0	0	0	0	n/a	n/a	n/a	n/a	n/a	0.00	0.00	0.00	0.00	0.00	n/a	n/a
06C	Hunting/Trapping	0	0	0	0	0	n/a	n/a	n/a	n/a	n/a	0.00	0.00	0.00	0.00	0.00	n/a	n/a
06D	Hunting/Trapping	0	0	0	0	0	n/a	n/a	n/a	n/a	n/a	0.00	0.00	0.00	0.00	0.00	n/a	n/a
06	**TOTAL UNIT**	0	0	0	0	0	n/a	n/a	n/a	n/a	n/a							
Unit 07																		
07	Hunting/Trapping	0	0	0	0	0	n/a	n/a	n/a	n/a	n/a	0.00	0.00	0.00	0.00	0.00	n/a	n/a
07	**TOTAL UNIT**	0	0	0	0	0	n/a	n/a	n/a	n/a	n/a							
Unit 09																		
09A	Hunting/Trapping	1	0	1	0	0	n/a	n/a	n/a	n/a	n/a	n/a	0.00	n/a	0.00	0.00	n/a	n/a
09B	Hunting/Trapping	8	6	2	0	0	n/a	n/a	n/a	n/a	n/a	n/a	n/a	n/a	0.00	0.00	n/a	n/a
09C	Hunting/Trapping	18	11	6	1	0	n/a	n/a	n/a	n/a	n/a	n/a	n/a	n/a	n/a	0.00	n/a	n/a
09D	Hunting/Trapping	0	0	0	0	0	n/a	n/a	n/a	n/a	n/a	0.00	0.00	0.00	0.00	0.00	n/a	n/a
09E	Hunting/Trapping	3	0	3	0	0	n/a	n/a	n/a	n/a	n/a	n/a	0.00	n/a	0.00	0.00	n/a	n/a
09	**TOTAL UNIT**	30	17	12	1	0	n/a	n/a	n/a	n/a	n/a							
Unit 10																		
10	Hunting/Trapping	0	0	0	0	0	n/a	n/a	n/a	n/a	n/a	0.00	0.00	0.00	0.00	0.00	n/a	n/a
10	**TOTAL UNIT**	0	0	0	0	0	n/a	n/a	n/a	n/a	n/a							

1993-94 HUNTER INFORMATION BY SPECIES: LYNX

GMU	TYPE	HUNT	SUCCESSFUL HUNTERS TOTAL	SUCCESSFUL HUNTERS UNIT RES	SUCCESSFUL HUNTERS OTHER STATE RES	SUCCESSFUL HUNTERS NON-RES	SUCCESSFUL HUNTERS UNKN. RES	UNSUCCESSFUL HUNTERS TOTAL	UNSUCCESSFUL HUNTERS UNIT RES	UNSUCCESSFUL HUNTERS OTHER STATE RES	UNSUCCESSFUL HUNTERS NON-RES	UNSUCCESSFUL HUNTERS UNKN RES	PERCENT SUCCESSFUL TOTAL	PERCENT SUCCESSFUL UNIT RES	PERCENT SUCCESSFUL OTHER STATE RES	PERCENT SUCCESSFUL NON-RES	PERCENT SUCCESSFUL UNKN. RES	EFFORT TOTAL HUNTER DAYS	EFFORT AVG. HUNTER EFFORT
Unit 11																			
11	Hunting/Trapping	19	0	18	0	1	n/a	n/a	n/a	n/a	n/a	n/a	0.00	n/a	0.00	n/a	n/a	n/a	n/a
11	**TOTAL UNIT**	19	0	18	0	1	n/a	n/a	n/a	n/a	n/a								
Unit 12																			
12	Hunting/Trapping	121	101	11	0	9	n/a	n/a	n/a	n/a	n/a	n/a	n/a	n/a	0.00	n/a	n/a	n/a	n/a
12	**TOTAL UNIT**	121	101	11	0	9	n/a	n/a	n/a	n/a	n/a								
Unit 13																			
13A	Hunting/Trapping	18	12	6	0	0	n/a	n/a	n/a	n/a	n/a	n/a	n/a	n/a	0.00	0.00	n/a	n/a	n/a
13B	Hunting/Trapping	5	3	2	0	0	n/a	n/a	n/a	n/a	n/a	n/a	n/a	n/a	0.00	0.00	n/a	n/a	n/a
13C	Hunting/Trapping	35	28	7	0	0	n/a	n/a	n/a	n/a	n/a	n/a	n/a	n/a	0.00	0.00	n/a	n/a	n/a
13D	Hunting/Trapping	21	15	3	0	3	n/a	n/a	n/a	n/a	n/a	n/a	n/a	n/a	0.00	n/a	n/a	n/a	n/a
13E	Hunting/Trapping	1	0	1	0	0	n/a	n/a	n/a	n/a	n/a	n/a	0.00	n/a	0.00	0.00	n/a	n/a	n/a
13	**TOTAL UNIT**	80	58	19	0	3	n/a	n/a	n/a	n/a	n/a								
Unit 14																			
14A	Hunting/Trapping	7	2	0	0	5	n/a	n/a	n/a	n/a	n/a	n/a	n/a	n/a	0.00	0.00	n/a	n/a	n/a
14B	Hunting/Trapping	1	1	0	0	0	n/a	n/a	n/a	n/a	n/a	n/a	n/a	n/a	0.00	0.00	0.00	n/a	n/a
14C	Hunting/Trapping	2	2	0	0	0	n/a	n/a	n/a	n/a	n/a	n/a	n/a	n/a	0.00	0.00	0.00	n/a	n/a
14	**TOTAL UNIT**	10	5	0	0	5	n/a	n/a	n/a	n/a	n/a								
Unit 15																			
15A	Hunting/Trapping	1	0	0	0	1	n/a	n/a	n/a	n/a	n/a	n/a	0.00	0.00	0.00	n/a	n/a	n/a	n/a
15B	Hunting/Trapping	2	0	0	0	2	n/a	n/a	n/a	n/a	n/a	n/a	0.00	0.00	0.00	n/a	n/a	n/a	n/a
15C	Hunting/Trapping	0	0	0	0	0	n/a	n/a	n/a	n/a	n/a	0.00	0.00	0.00	0.00	0.00	n/a	n/a	n/a
15	**TOTAL UNIT**	3	0	0	0	3	n/a	n/a	n/a	n/a	n/a								
Unit 16																			
16A	Hunting/Trapping	2	0	2	0	0	n/a	n/a	n/a	n/a	n/a	n/a	0.00	n/a	0.00	0.00	n/a	n/a	n/a
16B	Hunting/Trapping	2	1	1	0	0	n/a	n/a	n/a	n/a	n/a	n/a	n/a	n/a	0.00	0.00	n/a	n/a	n/a
16	**TOTAL UNIT**	4	1	3	0	0	n/a	n/a	n/a	n/a	n/a								
Unit 17																			
17A	Hunting/Trapping	0	0	0	0	0	n/a	n/a	n/a	n/a	n/a	0.00	0.00	0.00	0.00	0.00	n/a	n/a	n/a
17B	Hunting/Trapping	10	7	2	0	1	n/a	n/a	n/a	n/a	n/a	n/a	n/a	n/a	0.00	n/a	n/a	n/a	n/a
17C	Hunting/Trapping	3	3	0	0	0	n/a	n/a	n/a	n/a	n/a	n/a	n/a	0.00	0.00	0.00	n/a	n/a	n/a
17	**TOTAL UNIT**	13	10	2	0	1	n/a	n/a	n/a	n/a	n/a								
Unit 18																			
18	Hunting/Trapping	4	2	2	0	0	n/a	n/a	n/a	n/a	n/a	n/a	n/a	n/a	0.00	0.00	n/a	n/a	n/a
18	**TOTAL UNIT**	4	2	2	0	0	n/a	n/a	n/a	n/a	n/a								

1993-94 HUNTER INFORMATION BY SPECIES: LYNX

GMU	TYPE	HUNT TOTAL	SUCCESSFUL HUNTERS TOTAL	UNIT RES	OTHER STATE RES	NON-RES	UNKN. RES	UNSUCCESSFUL HUNTERS TOTAL	UNIT RES	OTHER STATE RES	NON-RES	UNKN. RES	PERCENT SUCCESSFUL TOTAL	UNIT RES	OTHER STATE RES	NON-RES	UNKN. RES	EFFORT TOTAL HUNTER DAYS	AVG. HUNTER EFFORT
Unit 19																			
19A	Hunting/Trapping	6	4	0	0	2	n/a	n/a	n/a	n/a	n/a	n/a	n/a	0.00	0.00	n/a	n/a	n/a	n/a
19B	Hunting/Trapping	0	0	0	0	0	n/a	n/a	n/a	n/a	n/a	0.00	0.00	0.00	0.00	0.00	n/a	n/a	n/a
19C	Hunting/Trapping	2	2	0	0	0	n/a	n/a	n/a	n/a	n/a	n/a	n/a	0.00	0.00	0.00	n/a	n/a	n/a
19D	Hunting/Trapping	9	5	1	0	3	n/a	n/a	n/a	n/a	n/a	n/a	n/a	n/a	0.00	n/a	n/a	n/a	n/a
19	**TOTAL UNIT**	17	11	1	0	5	n/a	n/a	n/a	n/a	n/a								
Unit 20																			
20A	Hunting/Trapping	80	76	2	0	2	n/a	n/a	n/a	n/a	n/a	n/a	n/a	n/a	0.00	n/a	n/a	n/a	n/a
20B	Hunting/Trapping	113	99	11	0	3	n/a	n/a	n/a	n/a	n/a	n/a	n/a	n/a	0.00	n/a	n/a	n/a	n/a
20C	Hunting/Trapping	25	24	0	0	1	n/a	n/a	n/a	n/a	n/a	n/a	n/a	0.00	0.00	n/a	n/a	n/a	n/a
20D	Hunting/Trapping	41	36	5	0	0	n/a	n/a	n/a	n/a	n/a	n/a	n/a	n/a	0.00	0.00	n/a	n/a	n/a
20E	Hunting/Trapping	46	8	38	0	0	n/a	n/a	n/a	n/a	n/a	n/a	n/a	n/a	0.00	0.00	n/a	n/a	n/a
20F	Hunting/Trapping	13	13	0	0	0	n/a	n/a	n/a	n/a	n/a	n/a	n/a	0.00	0.00	0.00	n/a	n/a	n/a
20	**TOTAL UNIT**	318	256	56	0	6	n/a	n/a	n/a	n/a	n/a								
Unit 21																			
21A	Hunting/Trapping	20	0	18	0	2	n/a	n/a	n/a	n/a	n/a	n/a	0.00	n/a	0.00	n/a	n/a	n/a	n/a
21B	Hunting/Trapping	13	12	1	0	0	n/a	n/a	n/a	n/a	n/a	n/a	n/a	n/a	0.00	0.00	n/a	n/a	n/a
21C	Hunting/Trapping	0	0	0	0	0	n/a	n/a	n/a	n/a	n/a	0.00	0.00	0.00	0.00	0.00	n/a	n/a	n/a
21D	Hunting/Trapping	12	11	1	0	0	n/a	n/a	n/a	n/a	n/a	n/a	n/a	n/a	0.00	0.00	n/a	n/a	n/a
21E	Hunting/Trapping	0	0	0	0	0	n/a	n/a	n/a	n/a	n/a	0.00	0.00	0.00	0.00	0.00	n/a	n/a	n/a
21	**TOTAL UNIT**	45	23	20	0	2	n/a	n/a	n/a	n/a	n/a								
Unit 22																			
22A	Hunting/Trapping	2	2	0	0	0	n/a	n/a	n/a	n/a	n/a	n/a	n/a	0.00	0.00	0.00	n/a	n/a	n/a
22B	Hunting/Trapping	0	0	0	0	0	n/a	n/a	n/a	n/a	n/a	0.00	0.00	0.00	0.00	0.00	n/a	n/a	n/a
22C	Hunting/Trapping	0	0	0	0	0	n/a	n/a	n/a	n/a	n/a	0.00	0.00	0.00	0.00	0.00	n/a	n/a	n/a
22D	Hunting/Trapping	0	0	0	0	0	n/a	n/a	n/a	n/a	n/a	0.00	0.00	0.00	0.00	0.00	n/a	n/a	n/a
22E	Hunting/Trapping	0	0	0	0	0	n/a	n/a	n/a	n/a	n/a	0.00	0.00	0.00	0.00	0.00	n/a	n/a	n/a
22	**TOTAL UNIT**	2	2	0	0	0	n/a	n/a	n/a	n/a	n/a								
Unit 23																			
23	Hunting/Trapping	3	3	0	0	0	n/a	n/a	n/a	n/a	n/a	n/a	n/a	0.00	0.00	0.00	n/a	n/a	n/a
23	**TOTAL UNIT**	3	3	0	0	0	n/a	n/a	n/a	n/a	n/a								
Unit 24																			
24	Hunting/Trapping	123	87	12	0	24	n/a	n/a	n/a	n/a	n/a	n/a	n/a	n/a	0.00	n/a	n/a	n/a	n/a
24	**TOTAL UNIT**	123	87	12	0	24	n/a	n/a	n/a	n/a	n/a								

1993-94 HUNTER INFORMATION BY SPECIES: LYNX

GMU	TYPE	SUCCESSFUL HUNTERS HUNT TOTAL	UNIT RES	OTHER STATE RES	NON-RES	UNKN. RES	UNSUCCESSFUL HUNTERS TOTAL	UNIT RES	OTHER STATE RES	NON-RES	UNKN. RES	PERCENT SUCCESSFUL TOTAL	UNIT RES	OTHER STATE RES	NON-RES	UNKN. RES	EFFORT TOTAL HUNTER DAYS	EFFORT AVG. HUNTER EFFORT
Unit 25																		
25A	Hunting/Trapping	8	3	5	0	0	n/a	n/a	n/a	n/a	n/a	n/a	n/a	n/a	0.00	0.00	n/a	n/a
25B	Hunting/Trapping	11	9	0	0	2	n/a	n/a	n/a	n/a	n/a	n/a	n/a	0.00	0.00	n/a	n/a	n/a
25C	Hunting/Trapping	6	2	4	0	0	n/a	n/a	n/a	n/a	n/a	n/a	n/a	n/a	0.00	0.00	n/a	n/a
25D	Hunting/Trapping	266	256	7	0	3	n/a	n/a	n/a	n/a	n/a	n/a	n/a	n/a	0.00	n/a	n/a	n/a
25	**TOTAL UNIT**	291	270	16	0	5	n/a	n/a	n/a	n/a	n/a							
Unit 26																		
26A	Hunting/Trapping	0	0	0	0	0	n/a	n/a	n/a	n/a	n/a	0.00	0.00	0.00	0.00	0.00	n/a	n/a
26B	Hunting/Trapping	4	0	4	0	0	n/a	n/a	n/a	n/a	n/a	n/a	0.00	n/a	0.00	0.00	n/a	n/a
26C	Hunting/Trapping	0	0	0	0	0	n/a	n/a	n/a	n/a	n/a	0.00	0.00	0.00	0.00	0.00	n/a	n/a
26	**TOTAL UNIT**	4	0	4	0	0	n/a	n/a	n/a	n/a	n/a							
TOTAL STATEWIDE		1095	853	177	1	64	n/a	n/a	n/a	n/a	n/a							

1993-94 HUNTER INFORMATION BY SPECIES: MARTEN

GMU	TYPE	HUNT TOTAL	SUCCESSFUL HUNTERS TOTAL	SUCCESSFUL HUNTERS UNIT RES	SUCCESSFUL HUNTERS OTHER STATE RES	SUCCESSFUL HUNTERS NON-RES	SUCCESSFUL HUNTERS UNKN. RES	UNSUCCESSFUL HUNTERS TOTAL	UNSUCCESSFUL HUNTERS UNIT RES	UNSUCCESSFUL HUNTERS OTHER STATE RES	UNSUCCESSFUL HUNTERS NON-RES	UNSUCCESSFUL HUNTERS UNKN RES	PERCENT SUCCESSFUL TOTAL	PERCENT SUCCESSFUL UNIT RES	PERCENT SUCCESSFUL OTHER STATE RES	PERCENT SUCCESSFUL NON-RES	PERCENT SUCCESSFUL UNKN. RES	EFFORT TOTAL HUNTER DAYS	EFFORT AVG. HUNTER EFFORT
Unit 01																			
01A	Trapping	42	42	0	0	0	n/a	n/a	n/a	n/a	n/a	n/a	n/a	0.00	0.00	0.00	n/a	n/a	
01B	Trapping	152	0	152	0	0	n/a	n/a	n/a	n/a	n/a	n/a	0.00	n/a	0.00	0.00	n/a	n/a	
01C	Trapping	8	7	1	0	0	n/a	n/a	n/a	n/a	n/a	n/a	n/a	n/a	0.00	0.00	n/a	n/a	
01D	Trapping	4	4	0	0	0	n/a	n/a	n/a	n/a	n/a	n/a	n/a	0.00	0.00	0.00	n/a	n/a	
01	**TOTAL UNIT**	206	53	153	0	0	n/a	n/a	n/a	n/a	n/a								
Unit 02																			
02	Trapping	656	529	127	0	0	n/a	n/a	n/a	n/a	n/a	n/a	n/a	n/a	0.00	0.00	n/a	n/a	
02	**TOTAL UNIT**	656	529	127	0	0	n/a	n/a	n/a	n/a	n/a								
Unit 03																			
03	Trapping	177	112	49	0	16	n/a	n/a	n/a	n/a	n/a	n/a	n/a	n/a	0.00	n/a	n/a	n/a	
03	**TOTAL UNIT**	177	112	49	0	16	n/a	n/a	n/a	n/a	n/a								
Unit 04																			
04	Trapping	398	366	32	0	0	n/a	n/a	n/a	n/a	n/a	n/a	n/a	n/a	0.00	0.00	n/a	n/a	
04	**TOTAL UNIT**	398	366	32	0	0	n/a	n/a	n/a	n/a	n/a								
Unit 05																			
05A	Trapping	5	4	0	1	0	n/a	n/a	n/a	n/a	n/a	n/a	n/a	n/a	0.00	n/a	0.00	n/a	n/a
05B	Trapping	0	0	0	0	0	n/a	n/a	n/a	n/a	n/a	0.00	0.00	0.00	0.00	0.00	0.00	n/a	n/a
05	**TOTAL UNIT**	5	4	0	1	0	n/a	n/a	n/a	n/a	n/a								
Unit 06																			
06A	Trapping	n/a	n/a	n/a	n/a	n/a	n/a	n/a	n/a	n/a	n/a	n/a	n/a	n/a	n/a	n/a	n/a	n/a	n/a
06B	Trapping	n/a	n/a	n/a	n/a	n/a	n/a	n/a	n/a	n/a	n/a	n/a	n/a	n/a	n/a	n/a	n/a	n/a	n/a
06C	Trapping	n/a	n/a	n/a	n/a	n/a	n/a	n/a	n/a	n/a	n/a	n/a	n/a	n/a	n/a	n/a	n/a	n/a	n/a
06D	Trapping	n/a	n/a	n/a	n/a	n/a	n/a	n/a	n/a	n/a	n/a	n/a	n/a	n/a	n/a	n/a	n/a	n/a	n/a
06	**TOTAL UNIT**	n/a	n/a	n/a	n/a	n/a	n/a	n/a	n/a	n/a	n/a								
Unit 07																			
07	Trapping	33	7	18	0	8	n/a	n/a	n/a	n/a	n/a	n/a	n/a	n/a	n/a	0.00	n/a	n/a	n/a
07	**TOTAL UNIT**	33	7	18	0	8	n/a	n/a	n/a	n/a	n/a								
Unit 08																			
08	Trapping	n/a	n/a	n/a	n/a	n/a	n/a	n/a	n/a	n/a	n/a	n/a	n/a	n/a	n/a	n/a	n/a	n/a	n/a
08	**TOTAL UNIT**	n/a	n/a	n/a	n/a	n/a	n/a	n/a	n/a	n/a	n/a								
Unit 09																			
09A	Trapping	n/a	n/a	n/a	n/a	n/a	n/a	n/a	n/a	n/a	n/a	n/a	n/a	n/a	n/a	n/a	n/a	n/a	n/a
09B	Trapping	n/a	n/a	n/a	n/a	n/a	n/a	n/a	n/a	n/a	n/a	n/a	n/a	n/a	n/a	n/a	n/a	n/a	n/a
09	**TOTAL UNIT**	n/a	n/a	n/a	n/a	n/a	n/a	n/a	n/a	n/a	n/a								

1993-94 HUNTER INFORMATION BY SPECIES: MARTEN

GMU	TYPE	SUCCESSFUL HUNTERS HUNT TOTAL	SUCCESSFUL HUNTERS UNIT RES	SUCCESSFUL HUNTERS OTHER STATE RES	SUCCESSFUL HUNTERS NON-RES	SUCCESSFUL HUNTERS UNKN. RES	UNSUCCESSFUL HUNTERS TOTAL	UNSUCCESSFUL HUNTERS UNIT RES	UNSUCCESSFUL HUNTERS OTHER STATE RES	UNSUCCESSFUL HUNTERS NON-RES	UNSUCCESSFUL HUNTERS UNKN. RES	PERCENT SUCCESSFUL TOTAL	PERCENT SUCCESSFUL UNIT RES	PERCENT SUCCESSFUL OTHER STATE RES	PERCENT SUCCESSFUL NON-RES	PERCENT SUCCESSFUL UNKN RES	EFFORT TOTAL HUNTER DAYS	EFFORT AVG. HUNTER EFFORT
Unit 11																		
11	Trapping	n/a	n/a	n/a	n/a	n/a	n/a	n/a	n/a	n/a	n/a	n/a	n/a	n/a	n/a	n/a	n/a	n/a
11	**TOTAL UNIT**	n/a	n/a	n/a	n/a	n/a	n/a	n/a	n/a	n/a	n/a							
Unit 12																		
12	Trapping	n/a	n/a	n/a	n/a	n/a	n/a	n/a	n/a	n/a	n/a	n/a	n/a	n/a	n/a	n/a	n/a	n/a
12	**TOTAL UNIT**	n/a	n/a	n/a	n/a	n/a	n/a	n/a	n/a	n/a	n/a							
Unit 13																		
13A	Trapping	n/a	n/a	n/a	n/a	n/a	n/a	n/a	n/a	n/a	n/a	n/a	n/a	n/a	n/a	n/a	n/a	n/a
13B	Trapping	n/a	n/a	n/a	n/a	n/a	n/a	n/a	n/a	n/a	n/a	n/a	n/a	n/a	n/a	n/a	n/a	n/a
13C	Trapping	n/a	n/a	n/a	n/a	n/a	n/a	n/a	n/a	n/a	n/a	n/a	n/a	n/a	n/a	n/a	n/a	n/a
13D	Trapping	n/a	n/a	n/a	n/a	n/a	n/a	n/a	n/a	n/a	n/a	n/a	n/a	n/a	n/a	n/a	n/a	n/a
13E	Trapping	12	0	4	0	8	n/a	n/a	n/a	n/a	n/a	n/a	0.00	n/a	0.00	n/a	n/a	n/a
13	**TOTAL UNIT**	12	0	4	0	8	n/a	n/a	n/a	n/a	n/a							
Unit 14																		
14A	Trapping	5	5	0	0	0	n/a	n/a	n/a	n/a	n/a	n/a	n/a	0.00	0.00	0.00	n/a	n/a
14B	Trapping	0	0	0	0	0	n/a	n/a	n/a	n/a	n/a	0.00	0.00	0.00	0.00	0.00	n/a	n/a
14C	Trapping	3	3	0	0	0	n/a	n/a	n/a	n/a	n/a	n/a	n/a	0.00	0.00	0.00	n/a	n/a
14	**TOTAL UNIT**	8	8	0	0	0	n/a	n/a	n/a	n/a	n/a							
Unit 15																		
15A	Trapping	0	0	0	0	0	n/a	n/a	n/a	n/a	n/a	0.00	0.00	0.00	0.00	0.00	n/a	n/a
15C	Trapping	0	0	0	0	0	n/a	n/a	n/a	n/a	n/a	0.00	0.00	0.00	0.00	0.00	n/a	n/a
15	**TOTAL UNIT**	0	0	0	0	0	n/a	n/a	n/a	n/a	n/a							
Unit 16																		
16A	Trapping	13	0	10	0	3	n/a	n/a	n/a	n/a	n/a	n/a	0.00	n/a	0.00	n/a	n/a	n/a
16B	Trapping	90	44	46	0	0	n/a	n/a	n/a	n/a	n/a	n/a	n/a	n/a	0.00	0.00	n/a	n/a
16	**TOTAL UNIT**	103	44	56	0	3	n/a	n/a	n/a	n/a	n/a							
Unit 17																		
17A	Trapping	n/a	n/a	n/a	n/a	n/a	n/a	n/a	n/a	n/a	n/a	n/a	n/a	n/a	n/a	n/a	n/a	n/a
17B	Trapping	n/a	n/a	n/a	n/a	n/a	n/a	n/a	n/a	n/a	n/a	n/a	n/a	n/a	n/a	n/a	n/a	n/a
17C	Trapping	n/a	n/a	n/a	n/a	n/a	n/a	n/a	n/a	n/a	n/a	n/a	n/a	n/a	n/a	n/a	n/a	n/a
17	**TOTAL UNIT**	n/a	n/a	n/a	n/a	n/a	n/a	n/a	n/a	n/a	n/a							
Unit 18																		
18	Trapping	n/a	n/a	n/a	n/a	n/a	n/a	n/a	n/a	n/a	n/a	n/a	n/a	n/a	n/a	n/a	n/a	n/a
18	**TOTAL UNIT**	n/a	n/a	n/a	n/a	n/a	n/a	n/a	n/a	n/a	n/a							

1993-94 HUNTER INFORMATION BY SPECIES: MARTEN

GMU	TYPE	SUCCESSFUL HUNTERS HUNT TOTAL	SUCCESSFUL HUNTERS OTHER UNIT RES	SUCCESSFUL HUNTERS OTHER STATE RES	SUCCESSFUL HUNTERS NON-RES	SUCCESSFUL HUNTERS UNKN. RES	UNSUCCESSFUL HUNTERS TOTAL	UNSUCCESSFUL HUNTERS OTHER UNIT RES	UNSUCCESSFUL HUNTERS OTHER STATE RES	UNSUCCESSFUL HUNTERS NON-RES	UNSUCCESSFUL HUNTERS UNKN. RES	PERCENT SUCCESSFUL TOTAL	PERCENT SUCCESSFUL OTHER UNIT RES	PERCENT SUCCESSFUL OTHER STATE RES	PERCENT SUCCESSFUL NON-RES	PERCENT SUCCESSFUL UNKN. RES	EFFORT TOTAL HUNTER DAYS	EFFORT AVG. HUNTER EFFORT
Unit 19																		
19A	Trapping	n/a	n/a	n/a	n/a	n/a	n/a	n/a	n/a	n/a	n/a	n/a	n/a	n/a	n/a	n/a	n/a	n/a
19B	Trapping	n/a	n/a	n/a	n/a	n/a	n/a	n/a	n/a	n/a	n/a	n/a	n/a	n/a	n/a	n/a	n/a	n/a
19C	Trapping	n/a	n/a	n/a	n/a	n/a	n/a	n/a	n/a	n/a	n/a	n/a	n/a	n/a	n/a	n/a	n/a	n/a
19D	Trapping	n/a	n/a	n/a	n/a	n/a	n/a	n/a	n/a	n/a	n/a	n/a	n/a	n/a	n/a	n/a	n/a	n/a
19Z	Trapping	n/a	n/a	n/a	n/a	n/a	n/a	n/a	n/a	n/a	n/a	n/a	n/a	n/a	n/a	n/a	n/a	n/a
19	**TOTAL UNIT**	n/a	n/a	n/a	n/a	n/a	n/a	n/a	n/a	n/a	n/a							
Unit 20																		
20A	Trapping	n/a	n/a	n/a	n/a	n/a	n/a	n/a	n/a	n/a	n/a	n/a	n/a	n/a	n/a	n/a	n/a	n/a
20B	Trapping	n/a	n/a	n/a	n/a	n/a	n/a	n/a	n/a	n/a	n/a	n/a	n/a	n/a	n/a	n/a	n/a	n/a
20C	Trapping	n/a	n/a	n/a	n/a	n/a	n/a	n/a	n/a	n/a	n/a	n/a	n/a	n/a	n/a	n/a	n/a	n/a
20D	Trapping	0	0	0	0	0	n/a	n/a	n/a	n/a	n/a	0.00	0.00	0.00	0.00	0.00	n/a	n/a
20E	Trapping	n/a	n/a	n/a	n/a	n/a	n/a	n/a	n/a	n/a	n/a	n/a	n/a	n/a	n/a	n/a	n/a	n/a
20F	Trapping	n/a	n/a	n/a	n/a	n/a	n/a	n/a	n/a	n/a	n/a	n/a	n/a	n/a	n/a	n/a	n/a	n/a
20	**TOTAL UNIT**	n/a	n/a	n/a	n/a	n/a	n/a	n/a	n/a	n/a	n/a							
Unit 21																		
21A	Trapping	n/a	n/a	n/a	n/a	n/a	n/a	n/a	n/a	n/a	n/a	n/a	n/a	n/a	n/a	n/a	n/a	n/a
21B	Trapping	n/a	n/a	n/a	n/a	n/a	n/a	n/a	n/a	n/a	n/a	n/a	n/a	n/a	n/a	n/a	n/a	n/a
21C	Trapping	n/a	n/a	n/a	n/a	n/a	n/a	n/a	n/a	n/a	n/a	n/a	n/a	n/a	n/a	n/a	n/a	n/a
21D	Trapping	n/a	n/a	n/a	n/a	n/a	n/a	n/a	n/a	n/a	n/a	n/a	n/a	n/a	n/a	n/a	n/a	n/a
21E	Trapping	n/a	n/a	n/a	n/a	n/a	n/a	n/a	n/a	n/a	n/a	n/a	n/a	n/a	n/a	n/a	n/a	n/a
21	**TOTAL UNIT**	n/a	n/a	n/a	n/a	n/a	n/a	n/a	n/a	n/a	n/a							
Unit 22																		
22A	Trapping	n/a	n/a	n/a	n/a	n/a	n/a	n/a	n/a	n/a	n/a	n/a	n/a	n/a	n/a	n/a	n/a	n/a
22B	Trapping	n/a	n/a	n/a	n/a	n/a	n/a	n/a	n/a	n/a	n/a	n/a	n/a	n/a	n/a	n/a	n/a	n/a
22C	Trapping	n/a	n/a	n/a	n/a	n/a	n/a	n/a	n/a	n/a	n/a	n/a	n/a	n/a	n/a	n/a	n/a	n/a
22D	Trapping	n/a	n/a	n/a	n/a	n/a	n/a	n/a	n/a	n/a	n/a	n/a	n/a	n/a	n/a	n/a	n/a	n/a
22E	Trapping	n/a	n/a	n/a	n/a	n/a	n/a	n/a	n/a	n/a	n/a	n/a	n/a	n/a	n/a	n/a	n/a	n/a
22	**TOTAL UNIT**	n/a	n/a	n/a	n/a	n/a	n/a	n/a	n/a	n/a	n/a							
Unit 23																		
23	Trapping	n/a	n/a	n/a	n/a	n/a	n/a	n/a	n/a	n/a	n/a	n/a	n/a	n/a	n/a	n/a	n/a	n/a
23	**TOTAL UNIT**	n/a	n/a	n/a	n/a	n/a	n/a	n/a	n/a	n/a	n/a							
Unit 24																		
24	Trapping	70	70	0	0	0	n/a	n/a	n/a	n/a	n/a	n/a	n/a	0.00	0.00	0.00	n/a	n/a
24	**TOTAL UNIT**	70	70	0	0	0	n/a	n/a	n/a	n/a	n/a							

1993-94 HUNTER INFORMATION BY SPECIES: MARTEN

GMU	TYPE	HUNT	SUCCESSFUL HUNTERS TOTAL	UNIT RES	OTHER STATE RES	NON-RES	UNKN. RES	UNSUCCESSFUL HUNTERS TOTAL	UNIT RES	OTHER STATE RES	NON-RES	UNKN. RES	PERCENT SUCCESSFUL TOTAL	UNIT RES	OTHER STATE RES	NON-RES	UNKN. RES	EFFORT TOTAL HUNTER DAYS	EFFORT AVG. HUNTER EFFORT
Unit 25																			
25A	Trapping	n/a	n/a	n/a	n/a	n/a	n/a	n/a	n/a	n/a	n/a	n/a	n/a	n/a	n/a	n/a	n/a	n/a	n/a
25B	Trapping	n/a	n/a	n/a	n/a	n/a	n/a	n/a	n/a	n/a	n/a	n/a	n/a	n/a	n/a	n/a	n/a	n/a	n/a
25C	Trapping	n/a	n/a	n/a	n/a	n/a	n/a	n/a	n/a	n/a	n/a	n/a	n/a	n/a	n/a	n/a	n/a	n/a	n/a
25D	Trapping	n/a	n/a	n/a	n/a	n/a	n/a	n/a	n/a	n/a	n/a	n/a	n/a	n/a	n/a	n/a	n/a	n/a	n/a
25	**TOTAL UNIT**	n/a	n/a	n/a	n/a	n/a	n/a	n/a	n/a	n/a	n/a	n/a							
Unit 26																			
26A	Trapping	n/a	n/a	n/a	n/a	n/a	n/a	n/a	n/a	n/a	n/a	n/a	n/a	n/a	n/a	n/a	n/a	n/a	n/a
26B	Trapping	n/a	n/a	n/a	n/a	n/a	n/a	n/a	n/a	n/a	n/a	n/a	n/a	n/a	n/a	n/a	n/a	n/a	n/a
26C	Trapping	n/a	n/a	n/a	n/a	n/a	n/a	n/a	n/a	n/a	n/a	n/a	n/a	n/a	n/a	n/a	n/a	n/a	n/a
26	**TOTAL UNIT**	n/a	n/a	n/a	n/a	n/a	n/a	n/a	n/a	n/a	n/a	n/a							
TOTAL STATEWIDE		1668	1193	439	1	35	n/a	n/a	n/a	n/a	n/a								

1993-94 HUNTER INFORMATION BY SPECIES: MINK

GMU	TYPE	HUNT	SUCCESSFUL HUNTERS TOTAL	UNIT RES	OTHER STATE RES	NON-RES	UNKN. RES	UNSUCCESSFUL HUNTERS TOTAL	UNIT RES	OTHER STATE RES	NON-RES	UNKN. RES	PERCENT SUCCESSFUL TOTAL	UNIT RES	OTHER STATE RES	NON-RES	UNKN. RES	EFFORT TOTAL HUNTER DAYS	EFFORT AVG. HUNTER EFFORT
Unit 24																			
24	Trapping		3	3	n/a	n/a	n/a	n/a	n/a	n/a	n/a	n/a	n/a	n/a	n/a	n/a	n/a	n/a	n/a
24	**TOTAL UNIT**		3	3	n/a	n/a	n/a	n/a	n/a	n/a	n/a	n/a							
TOTAL STATEWIDE			3	3	n/a	n/a	n/a	n/a	n/a	n/a	n/a	n/a							

DATA IS PRESENTED ONLY FOR UNITS WHERE HUNTER INFORMATION IS AVAILABLE

1993-94 HUNTER INFORMATION BY SPECIES: MOOSE

GMU	TYPE	HUNT	SUCCESSFUL HUNTERS TOTAL	UNIT RES	OTHER STATE RES	NON-RES	UNKN. RES	UNSUCCESSFUL HUNTERS TOTAL	UNIT RES	OTHER STATE RES	NON-RES	UNKN. RES	PERCENT SUCCESSFUL TOTAL	UNIT RES	OTHER STATE RES	NON-RES	UNKN. RES	EFFORT TOTAL HUNTER DAYS	EFFORT AVG. HUNTER EFFORT
Unit 01																			
01A	Registration	RM022	3	3	0	0	0	43	36	7	0	0	6.52	7.69	0.00	0.00	0.00	239	5.20
01B	Federal	RM031	10	0	10	0	0	131	1	130	0	0	7.09	0.00	7.14	0.00	0.00	241	1.71
01B	Registration	RM033	14	0	14	0	0	128	4	124	0	0	9.86	0.00	10.14	0.00	0.00	859	6.05
01B	Registration	RM035	27	0	27	0	0	109	3	105	1	0	19.85	0.00	20.45	0.00	0.00	703	5.17
01B	**TOTAL SUBUNIT**		51	0	51	0	0	368	8	359	1	0							
01C	Drawing	DM041	7	7	0	0	0	1	1	0	0	0	87.50	87.50	0.00	0.00	0.00	22	2.75
01C	Drawing	DM042	7	7	0	0	0	0	0	0	0	0	100.00	100.00	0.00	0.00	0.00	14	2.00
01C	Registration	RM046	47	37	10	0	0	194	157	36	1	0	19.50	19.07	21.74	0.00	0.00	1009	4.19
01C	**TOTAL SUBUNIT**		61	51	10	0	0	195	158	36	1	0							
01D	Tier II	TM059	24	24	0	0	0	83	83	0	0	0	22.43	22.43	0.00	0.00	0.00	227	2.12
01	**TOTAL UNIT**		139	78	61	0	0	689	285	402	2	0							
Unit 03																			
03	Registration	RM035	13	12	1	0	0	323	305	15	3	0	3.87	3.79	6.25	0.00	0.00	1546	4.60
03	**TOTAL UNIT**		13	12	1	0	0	323	305	15	3	0							
Unit 05																			
05A	Registration	RM061	51	30	19	2	0	155	119	33	3	0	24.76	20.13	36.54	40.00	0.00	1192	5.79
05B	Registration	RM062	15	3	3	9	0	16	4	11	1	0	48.39	42.86	21.43	90.00	0.00	152	4.90
05	**TOTAL UNIT**		66	33	22	11	0	171	123	44	4	0							
Unit 06																			
06A	General Season		67	12	28	26	1	61	12	24	22	3	52.34	50.00	53.85	54.17	25.00	n/a	n/a
06A	Registration	RM160	21	11	2	8	0	19	8	3	8	0	52.50	57.89	40.00	50.00	0.00	140	3.50
06A	Drawing	DM162	4	4	0	0	0	4	4	0	0	0	50.00	50.00	0.00	0.00	0.00	29	3.63
06A	**TOTAL SUBUNIT**		92	27	30	34	1	84	24	27	30	3							
06B	Registration	RM164	27	27	0	0	0	125	112	13	0	0	17.76	19.42	0.00	0.00	0.00	519	3.41
06B	Drawing	DM166	16	16	0	0	0	1	1	0	0	0	94.12	94.12	0.00	0.00	0.00	99	5.82
06B	**TOTAL SUBUNIT**		43	43	0	0	0	126	113	13	0	0							
06C	Drawing	DM167	18	15	3	0	0	1	1	0	0	0	94.74	93.75	100.00	0.00	0.00	69	3.63
06C	Drawing	DM168	10	10	0	0	0	0	0	0	0	0	100.00	100.00	0.00	0.00	0.00	26	2.60
06C	**TOTAL SUBUNIT**		28	25	3	0	0	1	1	0	0	0							
06D	General Season		0	0	0	0	0	15	11	4	0	0	0.00	0.00	0.00	0.00	0.00	68	4.53
06	**TOTAL UNIT**		163	95	33	34	1	226	149	44	30	3							
Unit 07																			
07	General Season		62	19	28	14	1	351	156	185	5	5	15.01	10.86	13.15	73.68	16.67	2592	6.28
07	Drawing	DM210	10	0	10	0	0	11	0	11	0	0	47.62	0.00	47.62	0.00	0.00	77	3.67
07	Drawing	DM211	8	0	8	0	0	8	0	8	0	0	50.00	0.00	50.00	0.00	0.00	66	4.13
07	**TOTAL UNIT**		80	19	46	14	1	370	156	204	5	5							

1993-94 HUNTER INFORMATION BY SPECIES: MOOSE

GMU	TYPE	HUNT	SUCCESSFUL HUNTERS TOTAL	UNIT RES	OTHER STATE RES	NON-RES	UNKN. RES	UNSUCCESSFUL HUNTERS TOTAL	UNIT RES	OTHER STATE RES	NON-RES	UNKN. RES	PERCENT SUCCESSFUL TOTAL	UNIT RES	OTHER STATE RES	NON-RES	UNKN. RES	EFFORT TOTAL HUNTER DAYS	EFFORT AVG HUNTER EFFORT
Unit 09																			
09A	General Season		7	0	7	0	0	12	0	9	3	0	36.84	0.00	43.75	0.00	0.00	133	7.00
09B	General Season		66	16	24	25	1	129	26	39	58	6	33.85	38.10	38.10	30.12	14.29	1179	6.05
09C	General Season		52	17	12	19	4	112	59	30	18	5	31.71	22.37	28.57	51.35	44.44	839	5.12
09C	Federal	RM232	n/a	n/a	n/a	n/a	n/a	n/a	n/a	n/a	n/a	n/a	n/a	n/a	n/a	n/a	n/a	n/a	n/a
09C	**TOTAL SUBUNIT**		52	17	12	19	4	112	59	30	18	5							
09E	General Season		97	5	15	74	3	87	14	34	37	2	52.72	26.32	30.61	66.67	60.00	1049	5.70
09Z	General Season		2	0	1	0	1	7	0	3	4	0	22.22	0.00	25.00	0.00	100.00	45	5.00
09	**TOTAL UNIT**		224	38	59	118	9	347	99	115	120	13							
Unit 11																			
11	General Season		30	1	23	4	2	91	8	75	8	0	24.79	11.11	23.47	33.33	100.00	846	6.99
11	**TOTAL UNIT**		30	1	23	4	2	91	8	75	8	0							
Unit 12																			
12	General Season		91	34	37	18	2	289	181	95	12	1	23.95	15.81	28.03	60.00	66.67	2863	7.53
12	**TOTAL UNIT**		91	34	37	18	2	289	181	95	12	1							
Unit 13																			
13A	General Season		497	16	440	26	15	1501	71	1354	28	48	24.87	18.39	24.53	48.15	23.81	13092	6.55
13A	Drawing	DM306	10	1	6	3	0	6	0	6	0	0	62.50	100.00	50.00	100.00	0.00	71	4.44
13A	Drawing	DM308	8	0	8	0	0	11	0	10	0	1	42.11	0.00	44.44	0.00	0.00	70	3.68
13A	Drawing	DM310	18	2	14	0	2	3	0	3	0	0	85.71	100.00	82.35	0.00	100.00	75	3.57
13A	Federal	RM313	5	4	1	0	0	13	13	0	0	0	27.78	23.53	100.00	0.00	0.00	130	7.22
13A	**TOTAL SUBUNIT**		538	23	469	29	17	1534	84	1373	28	49							
13B	General Season		202	17	171	12	2	1049	179	837	16	17	16.15	8.67	16.96	42.86	10.53	9508	7.60
13B	Federal	RM313	26	23	3	0	0	196	193	3	0	0	11.71	10.65	50.00	0.00	0.00	1689	7.61
13B	**TOTAL SUBUNIT**		228	40	174	12	2	1245	372	840	16	17							
13C	General Season		146	22	116	7	1	219	56	158	4	1	40.00	28.21	42.34	63.64	50.00	2888	7.91
13C	Federal	RM313	1	1	0	0	0	5	5	0	0	0	16.67	16.67	0.00	0.00	0.00	47	7.83
13C	**TOTAL SUBUNIT**		147	23	116	7	1	224	61	158	4	1							
13D	General Season		87	24	48	11	4	355	88	254	6	7	19.68	21.43	15.89	64.71	36.36	2745	6.21
13D	Federal	RM313	11	10	1	0	0	39	39	0	0	0	22.00	20.41	100.00	0.00	0.00	343	6.86
13D	**TOTAL SUBUNIT**		98	34	49	11	4	394	127	254	6	7							
13E	General Season		234	15	191	22	6	739	29	668	28	14	24.05	34.09	22.24	44.00	30.00	6980	7.17
13E	Federal	RM313	5	5	0	0	0	15	15	0	0	0	25.00	25.00	0.00	0.00	0.00	125	6.25
13E	**TOTAL SUBUNIT**		239	20	191	22	6	754	44	668	28	14							
13Z	General Season		26	5	20	0	1	313	51	249	2	11	7.67	8.93	7.43	0.00	8.33	2866	8.45
13Z	Federal	RM313	4	3	1	0	0	60	58	2	0	0	6.25	4.92	33.33	0.00	0.00	563	8.80
13Z	**TOTAL SUBUNIT**		30	8	21	0	1	373	109	251	2	11							
13	**TOTAL UNIT**		1280	148	1020	81	31	4524	797	3544	84	99							

1993-94 HUNTER INFORMATION BY SPECIES: MOOSE

GMU	TYPE	HUNT	SUCCESSFUL HUNTERS TOTAL	UNIT RES	OTHER STATE RES	NON-RES	UNKN. RES	UNSUCCESSFUL HUNTERS TOTAL	UNIT RES	OTHER STATE RES	NON-RES	UNKN. RES	PERCENT SUCCESSFUL TOTAL	UNIT RES	OTHER STATE RES	NON-RES	UNKN. RES	EFFORT TOTAL HUNTER DAYS	EFFORT AVG. HUNTER EFFORT
Unit 14																			
14A	General Season		226	215	4	1	6	2429	2291	59	11	68	8.51	8.58	6.35	8.33	8.11	18539	6.98
14A	Drawing	DM418	33	31	1	0	1	28	28	0	0	0	54.10	52.54	100.00	0.00	100.00	242	3.97
14A	Drawing	DM419	85	78	6	0	1	95	85	6	0	4	47.22	47.85	50.00	0.00	20.00	1208	6.71
14A	Drawing	DM420	94	91	2	1	0	78	69	7	0	2	54.65	56.88	22.22	100.00	0.00	1134	6.59
14A	**TOTAL SUBUNIT**		438	415	13	2	8	2630	2473	72	11	74							
14B	General Season		31	27	1	2	1	295	279	4	2	10	9.51	8.82	20.00	50.00	9.09	2044	6.27
14C	General Season		53	51	0	0	2	216	202	5	2	7	19.70	20.16	0.00	0.00	22.22	1160	4.31
14C	Drawing	DM210	9	8	1	0	0	4	4	0	0	0	69.23	66.67	100.00	0.00	0.00	41	3.15
14C	Drawing	DM211	4	3	0	0	1	9	8	0	0	1	30.77	27.27	0.00	0.00	50.00	41	3.15
14C	Drawing	DM422	9	9	0	0	0	8	5	3	0	0	52.94	64.29	0.00	0.00	0.00	126	7.41
14C	Drawing	DM423	4	3	0	0	1	3	3	0	0	0	57.14	50.00	0.00	0.00	100.00	48	6.86
14C	Drawing	DM424	7	7	0	0	0	20	16	3	0	1	25.93	30.43	0.00	0.00	0.00	300	11.11
14C	Drawing	DM425	2	2	0	0	0	3	2	1	0	0	40.00	50.00	0.00	0.00	0.00	27	5.40
14C	Drawing	DM427	27	23	4	0	0	9	8	1	0	0	75.00	74.19	80.00	0.00	0.00	195	5.42
14C	Drawing	DM428	10	10	0	0	0	0	0	0	0	0	100.00	100.00	0.00	0.00	0.00	34	3.40
14C	Drawing	DM429	3	3	0	0	0	2	1	1	0	0	60.00	75.00	0.00	0.00	0.00	29	5.80
14C	Drawing	DM441	3	3	0	0	0	7	7	0	0	0	30.00	30.00	0.00	0.00	0.00	32	3.20
14C	Drawing	DM443	3	3	0	0	0	7	7	0	0	0	30.00	30.00	0.00	0.00	0.00	47	4.70
14C	Registration	RM445	3	3	0	0	0	160	156	3	0	1	1.84	1.89	0.00	0.00	0.00	592	3.63
14C	Drawing	DM448	2	2	0	0	0	7	7	0	0	0	22.22	22.22	0.00	0.00	0.00	68	7.56
14C	Drawing	DM449	1	1	0	0	0	4	4	0	0	0	20.00	20.00	0.00	0.00	0.00	45	9.00
14C	**TOTAL SUBUNIT**		140	131	5	0	4	459	430	17	2	10							
14Z	General Season		1	1	0	0	0	61	54	3	1	3	1.61	1.82	0.00	0.00	0.00	551	8.89
14	**TOTAL UNIT**		610	574	19	4	13	3445	3236	96	16	97							
Unit 15																			
15A	General Season		232	193	27	8	4	1195	968	193	13	21	16.26	16.62	12.27	38.10	16.00	10220	7.16
15A	Drawing	DM524	10	2	7	0	1	16	10	6	0	0	38.46	16.67	53.85	0.00	100.00	123	4.73
15A	**TOTAL SUBUNIT**		242	195	34	8	5	1211	978	199	13	21							
15B	General Season		46	39	6	1	0	304	269	32	1	2	13.14	12.66	15.79	50.00	0.00	2826	8.07
15B	Drawing	DM530	0	0	0	0	0	9	5	4	0	0	0.00	0.00	0.00	0.00	0.00	58	6.44
15B	Drawing	DM531	1	0	0	0	1	8	0	8	0	0	11.11	0.00	0.00	0.00	100.00	42	4.67
15B	Drawing	DM532	0	0	0	0	0	3	2	1	0	0	0.00	0.00	0.00	0.00	0.00	18	6.00
15B	Drawing	DM533	4	4	0	0	0	0	0	0	0	0	100.00	100.00	0.00	0.00	0.00	22	5.50
15B	Drawing	DM534	3	2	0	1	0	5	5	0	0	0	37.50	28.57	0.00	100.00	0.00	69	8.63
15B	Drawing	DM535	6	5	0	1	0	2	1	1	0	0	75.00	83.33	0.00	100.00	0.00	44	5.50
15B	Drawing	DM536	1	1	0	0	0	4	3	1	0	0	20.00	25.00	0.00	0.00	0.00	23	4.60
15B	Drawing	DM537	5	3	1	1	0	2	1	0	1	0	71.43	75.00	100.00	50.00	0.00	38	5.43
15B	Drawing	DM538	2	1	1	0	0	6	1	1	4	0	25.00	50.00	50.00	0.00	0.00	64	8.00
15B	Drawing	DM539	2	1	1	0	0	6	3	3	0	0	25.00	25.00	25.00	0.00	0.00	41	5.13
15B	**TOTAL SUBUNIT**		70	56	9	4	1	349	290	51	6	2							
15C	General Season		270	233	28	6	3	1044	864	157	8	15	20.55	21.24	15.14	42.86	16.67	10416	7.93
15C	Tier II	TM549	1	1	0	0	0	4	4	0	0	0	20.00	20.00	0.00	0.00	0.00	60	12.00
15C	**TOTAL SUBUNIT**		271	234	28	6	3	1048	868	157	8	15							
15Z	General Season		3	3	0	0	0	77	61	16	0	0	3.75	4.69	0.00	0.00	0.00	918	11.48
15	**TOTAL UNIT**		586	488	71	18	9	2685	2197	423	27	38							

1993-94 HUNTER INFORMATION BY SPECIES: MOOSE

GMU	TYPE	HUNT	SUCCESSFUL HUNTERS TOTAL	UNIT RES	OTHER STATE RES	NON-RES	UNKN. RES	UNSUCCESSFUL HUNTERS TOTAL	UNIT RES	OTHER STATE RES	NON-RES	UNKN. RES	PERCENT SUCCESSFUL TOTAL	UNIT RES	OTHER STATE RES	NON-RES	UNKN. RES	EFFORT TOTAL HUNTER DAYS	EFFORT AVG. HUNTER EFFORT
Unit 16																			
16A	General Season		70	5	62	1	2	549	38	493	6	12	11.31	11.63	11.17	14.29	14.29	4409	7.12
16A	Drawing	DM554	12	1	11	0	0	21	2	18	0	1	36.36	33.33	37.93	0.00	0.00	124	3.76
16A	Drawing	DM556	16	3	13	0	0	30	0	29	0	1	34.78	100.00	30.95	0.00	0.00	158	3.43
16A	**TOTAL SUBUNIT**		98	9	86	1	2	600	40	540	6	14							
16B	General Season		132	15	78	36	3	437	28	358	40	11	23.20	34.88	17.89	47.37	21.43	3959	6.96
16B	Tier II	TM565	22	16	6	0	0	3	0	3	0	0	88.00	100.00	66.67	0.00	0.00	73	2.92
16B	Tier II	TM567	10	5	5	0	0	0	0	0	0	0	100.00	100.00	100.00	0.00	0.00	12	1.20
16B	Federal	RM568	n/a	n/a	n/a	n/a	n/a	n/a	n/a	n/a	n/a	n/a	n/a	n/a	n/a	n/a	n/a	n/a	n/a
16B	Tier II	TM569	12	7	5	0	0	21	9	12	0	0	36.36	43.75	29.41	0.00	0.00	211	6.39
16B	**TOTAL SUBUNIT**		176	43	94	36	3	461	37	373	40	11							
16Z	General Season		0	0	0	0	0	16	0	14	2	0	0.00	0.00	0.00	0.00	0.00	104	6.50
16	**TOTAL UNIT**		274	52	180	37	5	1077	77	927	48	25							
Unit 17																			
17B	General Season		126	8	24	92	2	259	8	108	138	5	32.73	50.00	18.18	40.00	28.57	2663	6.92
17B	Registration	RM583	25	14	11	0	0	40	19	21	0	0	38.46	42.42	34.38	0.00	0.00	311	4.78
17B	**TOTAL SUBUNIT**		151	22	35	92	2	299	27	129	138	5							
17C	General Season		18	13	4	1	0	26	16	9	0	1	40.91	44.83	30.77	100.00	0.00	257	5.84
17C	Registration	RM583	60	51	9	0	0	78	67	10	0	1	43.48	43.22	47.37	0.00	0.00	565	4.09
17C	**TOTAL SUBUNIT**		78	64	13	1	0	104	83	19	0	2							
17Z	General Season		0	0	0	0	0	7	3	0	4	0	0.00	0.00	0.00	0.00	0.00	30	4.29
17Z	Registration	RM583	24	23	1	0	0	53	51	2	0	0	31.17	31.08	33.33	0.00	0.00	266	3.45
17Z	**TOTAL SUBUNIT**		24	23	1	0	0	60	54	2	4	0							
17	**TOTAL UNIT**		253	109	49	93	2	463	164	150	142	7							
Unit 18																			
18	General Season		103	74	18	1	10	145	139	1	1	4	41.53	34.74	94.74	50.00	71.43	1788	7.21
18	**TOTAL UNIT**		103	74	18	1	10	145	139	1	1	4							
Unit 19																			
19A	General Season		138	27	86	8	17	62	12	34	14	2	69.00	69.23	71.67	36.36	89.47	1330	6.65
19A	Tier II	TM684	12	12	0	0	0	2	2	0	0	0	85.71	85.71	0.00	0.00	0.00	55	3.93
19A	**TOTAL SUBUNIT**		150	39	86	8	17	64	14	34	14	2							
19B	General Season		157	6	63	82	6	181	1	87	87	6	46.45	85.71	42.00	48.52	50.00	2402	7.11
19C	General Season		119	3	74	37	5	116	0	82	33	1	50.64	100.00	47.44	52.86	83.33	1520	6.47
19D	General Season		119	51	51	15	2	86	43	33	9	1	58.05	54.26	60.71	62.50	66.67	1662	8.11
19Z	General Season		11	1	5	5	0	34	3	13	16	2	24.44	25.00	27.78	23.81	0.00	340	7.56
19	**TOTAL UNIT**		556	100	279	147	30	481	61	249	159	12							
Unit 20																			
20A	General Season		386	282	54	43	7	735	575	108	32	20	34.43	32.91	33.33	57.33	25.93	7204	6.43
20B	General Season		438	374	29	21	14	1886	1675	78	93	40	18.85	18.25	27.10	18.42	25.93	13564	5.84
20B	Federal	RM780	6	6	0	0	0	14	14	0	0	0	30.00	30.00	0.00	0.00	0.00	148	7.40
20B	Tier II	TM785	47	43	4	0	0	77	74	3	0	0	37.90	36.75	57.14	0.00	0.00	958	7 73
20B	Registration	RM786	42	42	0	0	0	356	330	19	7	0	10.55	11.29	0.00	0.00	0.00	2955	7.42
20B	**TOTAL SUBUNIT**		533	465	33	21	14	2333	2093	100	100	40							

1993-94 HUNTER INFORMATION BY SPECIES: MOOSE

GMU	TYPE	HUNT	SUCCESSFUL HUNTERS TOTAL	UNIT RES	OTHER STATE RES	NON-RES	UNKN. RES	UNSUCCESSFUL HUNTERS TOTAL	UNIT RES	OTHER STATE RES	NON-RES	UNKN. RES	PERCENT SUCCESSFUL TOTAL	UNIT RES	OTHER STATE RES	NON-RES	UNKN. RES	EFFORT TOTAL HUNTER DAYS	EFFORT AVG. HUNTER EFFORT
Unit 20																			
20C	General Season		131	101	19	9	2	259	202	45	9	3	33.59	33.33	29.69	50.00	40.00	2641	6.77
20D	General Season		154	127	23	2	2	536	454	61	17	4	22.32	21.86	27.38	10.53	33.33	4359	6.32
20D	Tier II	TM787	0	0	0	0	0	6	5	1	0	0	0.00	0.00	0.00	0.00	0.00	31	5.17
20D	**TOTAL SUBUNIT**		154	127	23	2	2	542	459	62	17	4							
20E	General Season		129	36	78	14	1	300	104	177	17	2	30.07	25.71	30.59	45.16	33.33	3014	7.03
20F	General Season		24	18	4	0	2	67	57	8	1	1	26.37	24.00	33.33	0.00	66.67	590	6.48
20F	Federal	RM790	0	0	0	0	0	1	1	0	0	0	0.00	0.00	0.00	0.00	0.00	2	2.00
20F	**TOTAL SUBUNIT**		24	18	4	0	2	68	58	8	1	1							
20Z	General Season		12	8	1	1	2	54	44	10	0	0	18.18	15.38	9.09	100.00	100.00	350	5.30
20	**TOTAL UNIT**		1369	1037	212	90	30	4291	3535	510	176	70							
Unit 21																			
21A	General Season		119	8	69	40	2	80	1	45	32	2	59.80	88.89	60.53	55.56	50.00	1420	7.14
21B	General Season		72	23	45	3	1	65	7	47	11	0	52.55	76.67	48.91	21.43	100.00	1170	8.54
21C	General Season		20	0	11	9	0	19	0	13	6	0	51.28	0.00	45.83	60.00	0.00	259	6.64
21D	General Season		260	87	141	24	8	91	55	27	7	2	74.07	61.27	83.93	77.42	80.00	2080	5.93
21E	General Season		123	28	79	5	11	39	7	27	3	2	75.93	80.00	74.53	62.50	84.62	893	5.51
21Z	General Season		4	0	4	0	0	8	0	8	0	0	33.33	0.00	33.33	0.00	0.00	66	5.50
21	**TOTAL UNIT**		598	146	349	81	22	302	70	167	59	6							
Unit 22																			
22A	General Season		22	20	2	0	0	57	52	4	1	0	27.85	27.78	33.33	0.00	0.00	1226	15.52
22B	General Season		83	49	13	19	2	67	39	17	10	1	55.33	55.68	43.33	65.52	66.67	821	5.47
22C	General Season		23	20	3	0	0	34	27	4	3	0	40.35	42.55	42.86	0.00	0.00	360	6.32
22D	General Season		100	77	11	10	2	121	95	14	8	4	45.25	44.77	44.00	55.56	33.33	1522	6.89
22E	General Season		19	15	2	1	1	4	4	0	0	0	82.61	78.95	100.00	100.00	100.00	68	2.96
22Z	General Season		0	0	0	0	0	23	17	5	1	0	0.00	0.00	0.00	0.00	0.00	263	11.43
22	**TOTAL UNIT**		247	181	31	30	5	306	234	44	23	5							
Unit 23																			
23	General Season		135	35	51	41	8	164	23	85	48	8	45.15	60.34	37.50	46.07	50.00	2244	7.51
23	**TOTAL UNIT**		135	35	51	41	8	164	23	85	48	8							
Unit 24																			
24	General Season		151	56	69	25	1	144	27	93	23	1	51.19	67.47	42.59	52.08	50.00	2196	7.44
24	Federal	RM891	5	5	0	0	0	9	9	0	0	0	35.71	35.71	0.00	0.00	0.00	122	8.71
24	**TOTAL UNIT**		156	61	69	25	1	153	36	93	23	1							
Unit 25																			
25A	General Season		27	3	13	10	1	26	0	18	8	0	50.94	100.00	41.94	55.56	100.00	329	6.21
25A	Federal	RM942	0	0	0	0	0	0	0	0	0	0	0.00	0.00	0.00	0.00	0.00	0	0.00
25A	**TOTAL SUBUNIT**		27	3	13	10	1	26	0	18	8	0							
25B	General Season		43	13	24	6	0	39	4	29	5	1	52.44	76.47	45.28	54.55	0.00	577	7.04
25C	General Season		55	5	42	7	1	164	11	146	7	0	25.11	31.25	22.34	50.00	100.00	1308	5.97

1993-94 HUNTER INFORMATION BY SPECIES: MOOSE

GMU	TYPE	HUNT	SUCCESSFUL HUNTERS TOTAL	UNIT RES	OTHER STATE RES	NON-RES	UNKN. RES	UNSUCCESSFUL HUNTERS TOTAL	UNIT RES	OTHER STATE RES	NON-RES	UNKN. RES	PERCENT SUCCESSFUL TOTAL	UNIT RES	OTHER STATE RES	NON-RES	UNKN. RES	EFFORT TOTAL HUNTER DAYS	EFFORT AVG. HUNTER EFFORT
Unit 25																			
25D	General Season		28	14	10	3	1	49	22	24	0	3	36.36	38.89	29.41	100.00	25.00	516	6.70
25D	Tier II	TM940	10	9	1	0	0	40	19	21	0	0	20.00	32.14	4.55	0.00	0.00	437	8.74
25D	Federal	RM945	0	0	0	0	0	0	0	0	0	0	0.00	0.00	0.00	0.00	0.00	0	0.00
25D	**TOTAL SUBUNIT**		38	23	11	3	1	89	41	45	0	3							
25Z	General Season		2	2	0	0	0	17	10	5	2	0	10.53	16.67	0.00	0.00	0.00	173	9.11
25	**TOTAL UNIT**		165	46	90	26	3	335	66	243	22	4							
Unit 26																			
26A	General Season		63	8	25	29	1	38	7	15	15	1	62.38	53.33	62.50	65.91	50.00	591	5.85
26B	General Season		30	1	21	7	1	53	1	41	10	1	36.14	50.00	33.87	41.18	50.00	441	5.31
26C	General Season		4	1	2	1	0	4	0	3	1	0	50.00	100.00	40.00	50.00	0.00	41	5.13
26Z	General Season		0	0	0	0	0	1	0	1	0	0	0.00	0.00	0.00	0.00	0.00	3	3.00
26	**TOTAL UNIT**		97	10	48	37	2	96	8	60	26	2							
Unit 27																			
27Z	General Season		47	0	40	7	0	307	0	270	35	2	13.28	0.00	12.90	16.67	0.00	1881	5.31
27	**TOTAL UNIT**		47	0	40	7	0	307	0	270	35	2							
TOTAL STATEWIDE			7282	3371	2808	917	186	21280	11949	7856	1073	402							

1993-94 HUNTER INFORMATION BY SPECIES: MT. GOAT

GMU	TYPE	HUNT	SUCCESSFUL HUNTERS TOTAL	UNIT RES	OTHER STATE RES	NON-RES	UNKN. RES	UNSUCCESSFUL HUNTERS TOTAL	UNIT RES	OTHER STATE RES	NON-RES	UNKN. RES	PERCENT SUCCESSFUL TOTAL	UNIT RES	OTHER STATE RES	NON-RES	UNKN. RES	EFFORT TOTAL HUNTER DAYS	EFFORT AVG. HUNTER EFFORT
Unit 01																			
01A	Registration	RG001	41	32	9	0	0	55	50	5	0	0	42.71	39.02	64.29	0.00	0.00	268	2.79
01A	Registration	RG002	3	3	0	0	0	3	3	0	0	0	50.00	50.00	0.00	0.00	0.00	13	2.17
01A	**TOTAL SUBUNIT**		44	35	9	0	0	58	53	5	0	0							
01B	Registration	RG001	11	5	6	0	0	6	3	3	0	0	64.71	62.50	66.67	0.00	0.00	65	3.82
01B	Registration	RG004	25	1	22	2	0	41	2	38	1	0	37.88	33.33	36.67	66.67	0.00	163	2.47
01B	Federal	RG005	1	0	1	0	0	1	0	1	0	0	50.00	0.00	50.00	0.00	0.00	7	3.50
01B	**TOTAL SUBUNIT**		37	6	29	2	0	48	5	42	1	0							
01C	Registration	RG012/13	48	23	4	21	0	50	41	6	3	0	48.98	35.94	40.00	87.50	0.00	275	2.81
01D	Registration	RG025/26	25	17	6	2	0	67	51	15	1	0	27.17	25.00	28.57	66.67	0.00	213	2.32
01	**TOTAL UNIT**		154	81	48	25	0	223	150	68	5	0							
Unit 04																			
04	Registration	RG150	57	50	5	2	0	105	92	8	5	0	35.19	35.21	38.46	28.57	0.00	441	2.72
04	**TOTAL UNIT**		57	50	5	2	0	105	92	8	5	0							
Unit 05																			
05Z	Registration	RG170	6	0	0	6	0	6	3	0	3	0	50.00	0.00	0.00	66.67	0.00	37	3.08
05	**TOTAL UNIT**		6	0	0	6	0	6	3	0	3	0							
Unit 06																			
06A	Registration	RG204	6	0	1	5	0	4	0	1	3	0	60.00	0.00	50.00	62.50	0.00	29	2.90
06A	Registration	RG206	3	0	0	3	0	1	0	0	1	0	75.00	0.00	0.00	75.00	0.00	8	2.00
06A	Registration	RG226	0	0	0	0	0	0	0	0	0	0	0.00	0.00	0.00	0.00	0.00	0	0.00
06A	**TOTAL SUBUNIT**		9	0	1	8	0	5	0	1	4	0							
06B	Registration	RG220	0	0	0	0	0	0	0	0	0	0	0.00	0.00	0.00	0.00	0.00	0	0.00
06B	Registration	RG226	5	0	1	4	0	1	0	0	1	0	83.33	0.00	100.00	80.00	0.00	14	2.33
06B	**TOTAL SUBUNIT**		5	0	1	4	0	1	0	0	1	0							
06D	Federal	RG221	3	0	3	0	0	5	5	0	0	0	37.50	0.00	100.00	0.00	0.00	16	2.00
06D	Registration	RG242	9	2	3	4	0	10	5	4	1	0	47.37	28.57	42.86	80.00	0.00	60	3.16
06D	Registration	RG249	16	4	11	0	1	20	7	10	1	2	44.44	36.36	52.38	0.00	33.33	203	5.64
06D	Registration	RG252	3	1	2	0	0	11	0	11	0	0	21.43	100.00	15.38	0.00	0.00	157	11.21
06D	Registration	RG266	10	0	8	2	0	27	6	19	2	0	27.03	0.00	29.63	50.00	0.00	118	3.19
06D	**TOTAL SUBUNIT**		41	7	27	6	1	73	23	44	4	2							
06	**TOTAL UNIT**		55	7	29	18	1	79	23	45	9	2							
Unit 07																			
07	Drawing	DG331	2	0	2	0	0	0	0	0	0	0	100.00	0.00	100.00	0.00	0.00	2	1.00
07	Drawing	DG333	1	0	1	0	0	1	0	1	0	0	50.00	0.00	50.00	0.00	0.00	11	5.50
07	Registration	RG333	5	0	5	0	0	55	6	49	0	0	8.33	0.00	9.26	0.00	0.00	114	1.90
07	**TOTAL HUNT**	G333	6	0	6	0	0	56	6	50	0	0							
07	Drawing	DG334	3	0	3	0	0	1	0	1	0	0	75.00	0.00	75.00	0.00	0.00	16	4.00
07	Drawing	DG335	3	0	3	0	0	3	0	3	0	0	50.00	0.00	50.00	0.00	0.00	20	3.33
07	Drawing	DG336	6	0	6	0	0	13	0	13	0	0	31.58	0.00	31.58	0.00	0.00	73	3.84
07	Registration	RG336	5	0	4	1	0	43	0	43	0	0	10.42	0.00	8.51	100.00	0.00	119	2.48
07	**TOTAL HUNT**	G336	11	0	10	1	0	56	0	56	0	0							

1993-94 HUNTER INFORMATION BY SPECIES: MT. GOAT

GMU	TYPE	HUNT	SUCCESSFUL HUNTERS TOTAL	UNIT RES	OTHER STATE RES	NON-RES	UNKN. RES	UNSUCCESSFUL HUNTERS TOTAL	UNIT RES	OTHER STATE RES	NON-RES	UNKN. RES	PERCENT SUCCESSFUL TOTAL	UNIT RES	OTHER STATE RES	NON-RES	UNKN. RES	EFFORT TOTAL HUNTER DAYS	EFFORT AVG. HUNTER EFFORT
Unit 07																			
07	Drawing	DG337	1	0	1	0	0	0	0	0	0	0	100.00	0.00	100.00	0.00	0.00	8	8.00
07	Drawing	DG338	1	0	1	0	0	1	0	1	0	0	50.00	0.00	50.00	0.00	0.00	2	1.00
07	Drawing	DG339	1	0	1	0	0	6	0	5	1	0	14.29	0.00	16.67	0.00	0.00	24	3.43
07	Drawing	DG340	4	0	4	0	0	3	0	3	0	0	57.14	0.00	57.14	0.00	0.00	36	5.14
07	Registration	RG340	2	0	2	0	0	0	0	0	0	0	100.00	0.00	100.00	0.00	0.00	2	1.00
07	**TOTAL HUNT**	G340	6	0	6	0	0	3	0	3	0	0							
07	Drawing	DG341	2	0	1	0	1	0	0	0	0	0	100.00	0.00	100.00	0.00	100.00	4	2.00
07	Drawing	DG342	8	2	6	0	0	5	2	3	0	0	61.54	50.00	66.67	0.00	0.00	37	2.85
07	Drawing	DG343	6	0	6	0	0	2	1	1	0	0	75.00	0.00	85.71	0.00	0.00	14	1.75
07	Drawing	DG344	0	0	0	0	0	9	0	9	0	0	0.00	0.00	0.00	0.00	0.00	38	4.22
07	Registration	RG344	3	0	3	0	0	32	5	27	0	0	8.57	0.00	10.00	0.00	0.00	60	1.71
07	**TOTAL HUNT**	G344	3	0	3	0	0	41	5	36	0	0							
07	Drawing	DG345	10	0	10	0	0	6	0	6	0	0	62.50	0.00	62.50	0.00	0.00	49	3.06
07	Drawing	DG346	8	0	8	0	0	7	1	6	0	0	53.33	0.00	57.14	0.00	0.00	74	4.93
07	Drawing	DG347	3	1	2	0	0	2	0	2	0	0	60.00	100.00	50.00	0.00	0.00	17	3.40
07	Registration	RG347	8	3	4	1	0	18	11	7	0	0	30.77	21.43	36.36	100.00	0.00	39	1.50
07	**TOTAL HUNT**	G347	11	4	6	1	0	20	11	9	0	0							
07	Drawing	DG352	9	0	7	1	1	5	0	4	0	1	64.29	0.00	63.64	100.00	50.00	60	4.29
07	Registration	RG352	3	0	3	0	0	0	0	0	0	0	100.00	0.00	100.00	0.00	0.00	11	3.67
07	**TOTAL HUNT**	G352	12	0	10	1	1	5	0	4	0	1							
07	**TOTAL UNIT**		94	6	83	3	2	212	26	184	1	1							
Unit 08																			
08	Drawing	DG471	9	4	4	1	0	7	4	2	1	0	56.25	50.00	66.67	50.00	0.00	48	3.00
08	Drawing	DG472	5	4	1	0	0	0	0	0	0	0	100.00	100.00	100.00	0.00	0.00	8	1.60
08	Drawing	DG473	4	2	2	0	0	5	2	3	0	0	44.44	50.00	40.00	0.00	0.00	36	4.00
08	Drawing	DG474	7	5	2	0	0	3	1	2	0	0	70.00	83.33	50.00	0.00	0.00	42	4.20
08	Drawing	DG475	7	2	4	1	0	9	5	4	0	0	43.75	28.57	50.00	100.00	0.00	65	4.06
08	Drawing	DG476	9	3	2	4	0	7	1	6	0	0	56.25	75.00	25.00	100.00	0.00	86	5.38
08	Drawing	DG477	7	0	6	1	0	1	0	1	0	0	87.50	0.00	85.71	100.00	0.00	35	4.38
08	**TOTAL UNIT**		48	20	21	7	0	32	13	18	1	0							
Unit 11																			
11	Registration	RG580	16	0	5	11	0	26	0	17	9	0	38.10	0.00	22.73	55.00	0.00	157	3.74
11	**TOTAL UNIT**		16	0	5	11	0	26	0	17	9	0							
Unit 13																			
13D	Drawing	DG718	3	0	2	1	0	2	0	1	0	1	60.00	0.00	66.67	100.00	0.00	13	2.60
13D	Drawing	DG719	3	0	3	0	0	12	0	12	0	0	20.00	0.00	20.00	0.00	0.00	53	3.53
13D	**TOTAL SUBUNIT**		6	0	5	1	0	14	0	13	0	1							
13	**TOTAL UNIT**		6	0	5	1	0	14	0	13	0	1							

1993-94 HUNTER INFORMATION BY SPECIES: MT. GOAT

GMU	TYPE	HUNT	SUCCESSFUL HUNTERS TOTAL	UNIT RES	OTHER STATE RES	NON-RES	UNKN. RES	UNSUCCESSFUL HUNTERS TOTAL	UNIT RES	OTHER STATE RES	NON-RES	UNKN. RES	PERCENT SUCCESSFUL TOTAL	UNIT RES	OTHER STATE RES	NON-RES	UNKN. RES	EFFORT TOTAL HUNTER DAYS	EFFORT AVG. HUNTER EFFORT
Unit 14																			
14A	Registration	RG866	4	0	0	4	0	16	13	1	2	0	20.00	0.00	0.00	66.67	0.00	72	3.60
14C	Registration	RG868	10	10	0	0	0	47	46	0	0	1	17.54	17.86	0.00	0.00	0.00	159	2.79
14C	Registration	RG869	13	9	2	2	0	41	37	2	0	2	24.07	19.57	50.00	100.00	0.00	199	3.69
14C	Registration	RG878	0	0	0	0	0	6	5	1	0	0	0.00	0.00	0.00	0.00	0.00	10	1.67
14C	Registration	RG879	2	1	1	0	0	3	2	1	0	0	40.00	33.33	50.00	0.00	0.00	12	2.40
14C	**TOTAL SUBUNIT**		25	20	3	2	0	97	90	4	0	3							
14	**TOTAL UNIT**		29	20	3	6	0	113	103	5	2	3							
Unit 15																			
15B	Drawing	DG354	2	1	1	0	0	4	2	2	0	0	33.33	33.33	33.33	0.00	0.00	38	6.33
15B	Registration	RG354	3	2	1	0	0	13	6	7	0	0	18.75	25.00	12.50	0.00	0.00	42	2.63
15B	**TOTAL HUNT**	G354	5	3	2	0	0	17	8	9	0	0							
15B	Drawing	DG355	0	0	0	0	0	2	0	2	0	0	0.00	0.00	0.00	0.00	0.00	8	4.00
15B	Drawing	DG356	3	2	1	0	0	3	3	0	0	0	50.00	40.00	100.00	0.00	0.00	37	6.17
15B	**TOTAL SUBUNIT**		8	5	3	0	0	22	11	11	0	0							
15C	Drawing	DG357	1	0	0	1	0	4	2	2	0	0	20.00	0.00	0.00	100.00	0.00	13	2.60
15C	Drawing	DG358	2	0	2	0	0	6	4	2	0	0	25.00	0.00	50.00	0.00	0.00	41	5.13
15C	Registration	RG358	6	6	0	0	0	0	0	0	0	0	100.00	100.00	0.00	0.00	0.00	8	1.33
15C	**TOTAL HUNT**	G358	8	6	2	0	0	6	4	2	0	0							
15C	Drawing	DG359	6	4	2	0	0	8	4	4	0	0	42.86	50.00	33.33	0.00	0.00	44	3.14
15C	Registration	RG359	6	2	3	1	0	8	5	3	0	0	42.86	28.57	50.00	100.00	0.00	37	2.64
15C	**TOTAL HUNT**	G359	12	6	5	1	0	16	9	7	0	0							
15C	Drawing	DG360	7	2	4	0	1	7	4	3	0	0	50.00	33.33	57.14	0.00	100.00	42	3.00
15C	Registration	RG360	7	6	1	0	0	10	10	0	0	0	41.18	37.50	100.00	0.00	0.00	32	1.88
15C	**TOTAL HUNT**	G360	14	8	5	0	1	17	14	3	0	0							
15C	Drawing	DG361	3	0	3	0	0	7	4	3	0	0	30.00	0.00	50.00	0.00	0.00	29	2.90
15C	Registration	RG361	2	1	1	0	0	8	6	2	0	0	20.00	14.29	33.33	0.00	0.00	26	2.60
15C	**TOTAL HUNT**	G361	5	1	4	0	0	15	10	5	0	0							
15C	Drawing	DG362	3	3	0	0	0	4	1	3	0	0	42.86	75.00	0.00	0.00	0.00	30	4.29
15C	Drawing	DG363	5	2	1	2	0	6	1	5	0	0	45.45	66.67	16.67	100.00	0.00	30	2.73
15C	Registration	RG363	16	5	11	0	0	8	1	7	0	0	66.67	83.33	61.11	0.00	0.00	60	2.50
15C	**TOTAL HUNT**	G363	21	7	12	2	0	14	2	12	0	0							
15C	Registration	RG364	3	2	1	0	0	11	8	3	0	0	21.43	20.00	25.00	0.00	0.00	27	1.93
15C	Tier II	TG364	4	4	0	0	0	7	4	3	0	0	36.36	50.00	0.00	0.00	0.00	29	2.64
15C	**TOTAL HUNT**	G364	7	6	1	0	0	18	12	6	0	0							
15C	Registration	RG365	1	1	0	0	0	5	4	1	0	0	16.67	20.00	0.00	0.00	0.00	13	2.17
15C	Tier II	TG365	2	1	1	0	0	14	6	8	0	0	12.50	14.29	11.11	0.00	0.00	106	6.63
15C	**TOTAL HUNT**	G365	3	2	1	0	0	19	10	9	0	0							
15C	**TOTAL SUBUNIT**		74	39	30	4	1	113	64	49	0	0							
15	**TOTAL UNIT**		82	44	33	4	1	135	75	60	0	0							
TOTAL STATEWIDE			547	228	232	83	4	945	485	418	35	7							

1993-94 HUNTER INFORMATION BY SPECIES: MUSKOX

GMU	TYPE	HUNT	SUCCESSFUL HUNTERS TOTAL	UNIT RES	OTHER STATE RES	NON-RES	UNKN. RES	UNSUCCESSFUL HUNTERS TOTAL	UNIT RES	OTHER STATE RES	NON-RES	UNKN. RES	PERCENT SUCCESSFUL TOTAL	UNIT RES	OTHER STATE RES	NON-RES	UNKN. RES	EFFORT TOTAL HUNTER DAYS	EFFORT AVG. HUNTER EFFORT
Unit 18																			
18	Drawing	DX001	5	0	5	0	0	0	0	0	0	0	100.00	0.00	100.00	0.00	0.00	n/a	n/a
18	Drawing	DX003	30	0	28	2	0	0	0	0	0	0	100.00	0.00	100.00	100.00	0.00	44	1.47
18	Registration	RX060	4	4	0	0	0	0	0	0	0	0	100.00	100.00	0.00	0.00	0.00	30	7.50
18	Registration	RX061	19	19	0	0	0	0	0	0	0	0	100.00	100.00	0.00	0.00	0.00	44	2.32
18	Registration	RX070	26	22	2	2	0	0	0	0	0	0	100.00	100.00	100.00	100.00	0.00	53	2.04
18	**TOTAL UNIT**		84	45	35	4	0	0	0	0	0	0							
Unit 26																			
26B	Tier II	TX110	1	1	0	0	0	0	0	0	0	0	100.00	100.00	0.00	0.00	0.00	3	3.00
26C	Federal	RX113	7	7	0	0	0	0	0	0	0	0	100.00	100.00	0.00	0.00	0.00	16	2.29
26	**TOTAL UNIT**		8	8	0	0	0	0	0	0	0	0							
TOTAL STATEWIDE			92	53	35	4	0	0	0	0	0	0							

1993-94 HUNTER INFORMATION BY SPECIES: OTTER

GMU	TYPE	HUNT	SUCCESSFUL HUNTERS TOTAL	SUCCESSFUL HUNTERS OTHER UNIT RES	SUCCESSFUL HUNTERS OTHER STATE RES	SUCCESSFUL HUNTERS NON-RES	SUCCESSFUL HUNTERS UNKN. RES	UNSUCCESSFUL HUNTERS TOTAL	UNSUCCESSFUL HUNTERS OTHER UNIT RES	UNSUCCESSFUL HUNTERS OTHER STATE RES	UNSUCCESSFUL HUNTERS NON-RES	UNSUCCESSFUL HUNTERS UNKN. RES	PERCENT SUCCESSFUL TOTAL	PERCENT SUCCESSFUL OTHER UNIT RES	PERCENT SUCCESSFUL OTHER STATE RES	PERCENT SUCCESSFUL NON-RES	PERCENT SUCCESSFUL UNKN. RES	EFFORT TOTAL HUNTER DAYS	EFFORT AVG. HUNTER EFFORT
Unit 01																			
01A	Trapping	112	112	0	0	0	n/a	n/a	n/a	n/a	n/a	n/a	n/a	n/a	0.00	0.00	0.00	n/a	n/a
01B	Trapping	21	8	13	0	0	n/a	n/a	n/a	n/a	n/a	n/a	n/a	n/a	n/a	0.00	0.00	n/a	n/a
01C	Trapping	6	5	1	0	0	n/a	n/a	n/a	n/a	n/a	n/a	n/a	n/a	n/a	0.00	0.00	n/a	n/a
01D	Trapping	2	2	0	0	0	n/a	n/a	n/a	n/a	n/a	n/a	n/a	0.00	0.00	0.00	0.00	n/a	n/a
01	**TOTAL UNIT**	141	127	14	0	0	n/a	n/a	n/a	n/a	n/a								
Unit 02																			
02	Trapping	108	98	10	0	0	n/a	n/a	n/a	n/a	n/a	n/a	n/a	n/a	n/a	0.00	0.00	n/a	n/a
02	**TOTAL UNIT**	108	98	10	0	0	n/a	n/a	n/a	n/a	n/a								
Unit 03																			
03	Trapping	82	63	6	0	13	n/a	n/a	n/a	n/a	n/a	n/a	n/a	n/a	n/a	0.00	n/a	n/a	n/a
03	**TOTAL UNIT**	82	63	6	0	13	n/a	n/a	n/a	n/a	n/a								
Unit 04																			
04	Trapping	63	37	26	0	0	n/a	n/a	n/a	n/a	n/a	n/a	n/a	n/a	n/a	0.00	0.00	n/a	n/a
04	**TOTAL UNIT**	63	37	26	0	0	n/a	n/a	n/a	n/a	n/a								
Unit 05																			
05A	Trapping	1	1	0	0	0	n/a	n/a	n/a	n/a	n/a	n/a	n/a	n/a	0.00	0.00	0.00	n/a	n/a
05B	Trapping	0	0	0	0	0	n/a	n/a	n/a	n/a	n/a	0.00	0.00	0.00	0.00	0.00	0.00	n/a	n/a
05	**TOTAL UNIT**	1	1	0	0	0	n/a	n/a	n/a	n/a	n/a								
Unit 06																			
06A	Trapping	0	0	0	0	0	n/a	n/a	n/a	n/a	n/a	0.00	0.00	0.00	0.00	0.00	0.00	n/a	n/a
06B	Trapping	0	0	0	0	0	n/a	n/a	n/a	n/a	n/a	0.00	0.00	0.00	0.00	0.00	0.00	n/a	n/a
06C	Trapping	12	12	0	0	0	n/a	n/a	n/a	n/a	n/a	n/a	n/a	0.00	0.00	0.00	0.00	n/a	n/a
06D	Trapping	31	31	0	0	0	n/a	n/a	n/a	n/a	n/a	n/a	n/a	0.00	0.00	0.00	0.00	n/a	n/a
06	**TOTAL UNIT**	43	43	0	0	0	n/a	n/a	n/a	n/a	n/a								
Unit 07																			
07	Trapping	21	13	8	0	0	n/a	n/a	n/a	n/a	n/a	n/a	n/a	n/a	n/a	0.00	0.00	n/a	n/a
07	**TOTAL UNIT**	21	13	8	0	0	n/a	n/a	n/a	n/a	n/a								
Unit 08																			
08	Trapping	68	68	0	0	0	n/a	n/a	n/a	n/a	n/a	n/a	n/a	n/a	0.00	0.00	0.00	n/a	n/a
08	**TOTAL UNIT**	68	68	0	0	0	n/a	n/a	n/a	n/a	n/a								
Unit 09																			
09A	Trapping	0	0	0	0	0	n/a	n/a	n/a	n/a	n/a	0.00	0.00	0.00	0.00	0.00	0.00	n/a	n/a
09B	Trapping	9	5	4	0	0	n/a	n/a	n/a	n/a	n/a	n/a	n/a	n/a	0.00	0.00	0.00	n/a	n/a
09C	Trapping	4	4	0	0	0	n/a	n/a	n/a	n/a	n/a	n/a	n/a	0.00	0.00	0.00	0.00	n/a	n/a

1993-94 HUNTER INFORMATION BY SPECIES: OTTER

GMU	TYPE	SUCCESSFUL HUNTERS HUNT TOTAL	SUCCESSFUL HUNTERS OTHER UNIT RES	SUCCESSFUL HUNTERS OTHER STATE RES	SUCCESSFUL HUNTERS NON-RES	SUCCESSFUL HUNTERS UNKN. RES	UNSUCCESSFUL HUNTERS TOTAL	UNSUCCESSFUL HUNTERS OTHER UNIT RES	UNSUCCESSFUL HUNTERS OTHER STATE RES	UNSUCCESSFUL HUNTERS NON-RES	UNSUCCESSFUL HUNTERS UNKN. RES	PERCENT SUCCESSFUL TOTAL	PERCENT SUCCESSFUL OTHER UNIT RES	PERCENT SUCCESSFUL OTHER STATE RES	PERCENT SUCCESSFUL NON-RES	PERCENT SUCCESSFUL UNKN. RES	EFFORT TOTAL HUNTER DAYS	EFFORT AVG. HUNTER EFFORT
Unit 09																		
09D	Trapping	3	3	0	0	0	n/a	n/a	n/a	n/a	n/a	n/a	n/a	0.00	0.00	0.00	n/a	n/a
09E	Trapping	5	4	1	0	0	n/a	n/a	n/a	n/a	n/a	n/a	n/a	n/a	0.00	0.00	n/a	n/a
09	**TOTAL UNIT**	21	16	5	0	0	n/a	n/a	n/a	n/a	n/a							
Unit 10																		
10	Trapping	0	0	0	0	0	n/a	n/a	n/a	n/a	n/a	0.00	0.00	0.00	0.00	0.00	n/a	n/a
10	**TOTAL UNIT**	0	0	0	0	0	n/a	n/a	n/a	n/a	n/a							
Unit 11																		
11	Trapping	0	0	0	0	0	n/a	n/a	n/a	n/a	n/a	0.00	0.00	0.00	0.00	0.00	n/a	n/a
11	**TOTAL UNIT**	0	0	0	0	0	n/a	n/a	n/a	n/a	n/a							
Unit 12																		
12	Trapping	0	0	0	0	0	n/a	n/a	n/a	n/a	n/a	0.00	0.00	0.00	0.00	0.00	n/a	n/a
12	**TOTAL UNIT**	0	0	0	0	0	n/a	n/a	n/a	n/a	n/a							
Unit 13																		
13A	Trapping	10	5	5	0	0	n/a	n/a	n/a	n/a	n/a	n/a	n/a	n/a	0.00	0.00	n/a	n/a
13B	Trapping	3	3	0	0	0	n/a	n/a	n/a	n/a	n/a	n/a	n/a	0.00	0.00	0.00	n/a	n/a
13C	Trapping	4	0	4	0	0	n/a	n/a	n/a	n/a	n/a	n/a	0.00	n/a	0.00	0.00	n/a	n/a
13D	Trapping	9	2	7	0	0	n/a	n/a	n/a	n/a	n/a	n/a	n/a	n/a	0.00	0.00	n/a	n/a
13E	Trapping	16	1	15	0	0	n/a	n/a	n/a	n/a	n/a	n/a	n/a	n/a	0.00	0.00	n/a	n/a
13	**TOTAL UNIT**	42	11	31	0	0	n/a	n/a	n/a	n/a	n/a							
Unit 14																		
14A	Trapping	24	21	1	0	2	n/a	n/a	n/a	n/a	n/a	n/a	n/a	n/a	0.00	n/a	n/a	n/a
14B	Trapping	9	5	0	0	4	n/a	n/a	n/a	n/a	n/a	n/a	n/a	0.00	0.00	n/a	n/a	n/a
14C	Trapping	2	2	0	0	0	n/a	n/a	n/a	n/a	n/a	n/a	n/a	0.00	0.00	0.00	n/a	n/a
14	**TOTAL UNIT**	35	28	1	0	6	n/a	n/a	n/a	n/a	n/a							
Unit 15																		
15A	Trapping	8	7	0	0	1	n/a	n/a	n/a	n/a	n/a	n/a	n/a	0.00	0.00	n/a	n/a	n/a
15B	Trapping	3	3	0	0	0	n/a	n/a	n/a	n/a	n/a	n/a	n/a	0.00	0.00	0.00	n/a	n/a
15C	Trapping	40	36	1	0	3	n/a	n/a	n/a	n/a	n/a	n/a	n/a	n/a	0.00	n/a	n/a	n/a
15	**TOTAL UNIT**	51	46	1	0	4	n/a	n/a	n/a	n/a	n/a							
Unit 16																		
16A	Trapping	2	0	2	0	0	n/a	n/a	n/a	n/a	n/a	n/a	0.00	n/a	0.00	0.00	n/a	n/a
16B	Trapping	29	11	13	0	5	n/a	n/a	n/a	n/a	n/a	n/a	n/a	n/a	0.00	n/a	n/a	n/a
16	**TOTAL UNIT**	31	11	15	0	5	n/a	n/a	n/a	n/a	n/a							

1993-94 HUNTER INFORMATION BY SPECIES: OTTER

GMU	TYPE	HUNT TOTAL	SUCCESSFUL HUNTERS				UNSUCCESSFUL HUNTERS					PERCENT SUCCESSFUL					EFFORT	
			UNIT RES	OTHER STATE RES	NON-RES	UNKN. RES	TOTAL	UNIT RES	OTHER STATE RES	NON-RES	UNKN. RES	TOTAL	UNIT RES	OTHER STATE RES	NON-RES	UNKN. RES	TOTAL HUNTER DAYS	AVG. HUNTER EFFORT
Unit 17																		
17A	Trapping	5	5	0	0	0	n/a	n/a	n/a	n/a	n/a	n/a	n/a	0.00	0.00	0.00	n/a	n/a
17B	Trapping	6	5	1	0	0	n/a	n/a	n/a	n/a	n/a	n/a	n/a	n/a	0.00	0.00	n/a	n/a
17C	Trapping	21	21	0	0	0	n/a	n/a	n/a	n/a	n/a	n/a	n/a	0.00	0.00	0.00	n/a	n/a
17	**TOTAL UNIT**	32	31	1	0	0	n/a	n/a	n/a	n/a	n/a							
Unit 18																		
18	Trapping	109	74	5	0	30	n/a	n/a	n/a	n/a	n/a	n/a	n/a	n/a	0.00	n/a	n/a	n/a
18	**TOTAL UNIT**	109	74	5	0	30	n/a	n/a	n/a	n/a	n/a							
Unit 19																		
19A	Trapping	20	19	1	0	0	n/a	n/a	n/a	n/a	n/a	n/a	n/a	n/a	0.00	0.00	n/a	n/a
19B	Trapping	9	1	8	0	0	n/a	n/a	n/a	n/a	n/a	n/a	n/a	n/a	0.00	0.00	n/a	n/a
19C	Trapping	0	0	0	0	0	n/a	n/a	n/a	n/a	n/a	0.00	0.00	0.00	0.00	0.00	n/a	n/a
19D	Trapping	4	4	0	0	0	n/a	n/a	n/a	n/a	n/a	n/a	n/a	0.00	0.00	0.00	n/a	n/a
19	**TOTAL UNIT**	33	24	9	0	0	n/a	n/a	n/a	n/a	n/a							
Unit 20																		
20A	Trapping	8	8	0	0	0	n/a	n/a	n/a	n/a	n/a	n/a	n/a	0.00	0.00	0.00	n/a	n/a
20B	Trapping	24	22	2	0	0	n/a	n/a	n/a	n/a	n/a	n/a	n/a	n/a	0.00	0.00	n/a	n/a
20C	Trapping	7	6	0	0	1	n/a	n/a	n/a	n/a	n/a	n/a	n/a	0.00	0.00	n/a	n/a	n/a
20D	Trapping	3	3	0	0	0	n/a	n/a	n/a	n/a	n/a	n/a	n/a	0.00	0.00	0.00	n/a	n/a
20E	Trapping	1	0	1	0	0	n/a	n/a	n/a	n/a	n/a	n/a	0.00	n/a	0.00	0.00	n/a	n/a
20F	Trapping	0	0	0	0	0	n/a	n/a	n/a	n/a	n/a	0.00	0.00	0.00	0.00	0.00	n/a	n/a
20	**TOTAL UNIT**	43	39	3	0	1	n/a	n/a	n/a	n/a	n/a							
Unit 21																		
21A	Trapping	5	0	5	0	0	n/a	n/a	n/a	n/a	n/a	n/a	0.00	n/a	0.00	0.00	n/a	n/a
21B	Trapping	0	0	0	0	0	n/a	n/a	n/a	n/a	n/a	0.00	0.00	0.00	0.00	0.00	n/a	n/a
21C	Trapping	0	0	0	0	0	n/a	n/a	n/a	n/a	n/a	0.00	0.00	0.00	0.00	0.00	n/a	n/a
21D	Trapping	9	7	2	0	0	n/a	n/a	n/a	n/a	n/a	n/a	n/a	n/a	0.00	0.00	n/a	n/a
21E	Trapping	19	4	15	0	0	n/a	n/a	n/a	n/a	n/a	n/a	n/a	n/a	0.00	0.00	n/a	n/a
21	**TOTAL UNIT**	33	11	22	0	0	n/a	n/a	n/a	n/a	n/a							
Unit 22																		
22A	Trapping	0	0	0	0	0	n/a	n/a	n/a	n/a	n/a	0.00	0.00	0.00	0.00	0.00	n/a	n/a
22B	Trapping	4	3	0	0	1	n/a	n/a	n/a	n/a	n/a	n/a	n/a	0.00	0.00	n/a	n/a	n/a
22C	Trapping	4	4	0	0	0	n/a	n/a	n/a	n/a	n/a	n/a	n/a	0.00	0.00	0.00	n/a	n/a
22D	Trapping	0	0	0	0	0	n/a	n/a	n/a	n/a	n/a	0.00	0.00	0.00	0.00	0.00	n/a	n/a
22E	Trapping	1	1	0	0	0	n/a	n/a	n/a	n/a	n/a	n/a	n/a	0.00	0.00	0.00	n/a	n/a
22	**TOTAL UNIT**	9	8	0	0	1	n/a	n/a	n/a	n/a	n/a							

1993-94 HUNTER INFORMATION BY SPECIES: OTTER

GMU	TYPE	HUNT TOTAL	SUCCESSFUL HUNTERS				UNSUCCESSFUL HUNTERS					PERCENT SUCCESSFUL					EFFORT	
			UNIT RES	OTHER STATE RES	NON-RES	UNKN. RES	TOTAL	UNIT RES	OTHER STATE RES	NON-RES	UNKN. RES	TOTAL	UNIT RES	OTHER STATE RES	NON-RES	UNKN. RES	TOTAL HUNTER DAYS	AVG. HUNTER EFFORT
Unit 23																		
23	Trapping	0	0	0	0	0	n/a	n/a	n/a	n/a	n/a	0.00	0.00	0.00	0.00	0.00	n/a	n/a
23	**TOTAL UNIT**	0	0	0	0	0	n/a	n/a	n/a	n/a	n/a							
Unit 24																		
24	Trapping	9	7	0	0	2	n/a	n/a	n/a	n/a	n/a	n/a	n/a	0.00	0.00	n/a	n/a	n/a
24	**TOTAL UNIT**	9	7	0	0	2	n/a	n/a	n/a	n/a	n/a							
Unit 25																		
25A	Trapping	0	0	0	0	0	n/a	n/a	n/a	n/a	n/a	0.00	0.00	0.00	0.00	0.00	n/a	n/a
25B	Trapping	0	0	0	0	0	n/a	n/a	n/a	n/a	n/a	0.00	0.00	0.00	0.00	0.00	n/a	n/a
25C	Trapping	0	0	0	0	0	n/a	n/a	n/a	n/a	n/a	0.00	0.00	0.00	0.00	0.00	n/a	n/a
25D	Trapping	3	2	1	0	0	n/a	n/a	n/a	n/a	n/a	n/a	n/a	n/a	0.00	0.00	n/a	n/a
25	**TOTAL UNIT**	3	2	1	0	0	n/a	n/a	n/a	n/a	n/a							
Unit 26																		
26A	Trapping	0	0	0	0	0	n/a	n/a	n/a	n/a	n/a	0.00	0.00	0.00	0.00	0.00	n/a	n/a
26B	Trapping	0	0	0	0	0	n/a	n/a	n/a	n/a	n/a	0.00	0.00	0.00	0.00	0.00	n/a	n/a
26C	Trapping	0	0	0	0	0	n/a	n/a	n/a	n/a	n/a	0.00	0.00	0.00	0.00	0.00	n/a	n/a
26	**TOTAL UNIT**	0	0	0	0	0	n/a	n/a	n/a	n/a	n/a							
TOTAL STATEWIDE		978	758	158	0	62	n/a	n/a	n/a	n/a	n/a							

1993-94 HUNTER INFORMATION BY SPECIES: SHEEP

			SUCCESSFUL HUNTERS					UNSUCCESSFUL HUNTERS					PERCENT SUCCESSFUL					EFFORT	
				OTHER					OTHER					OTHER				TOTAL	AVG.
GMU	TYPE	HUNT	TOTAL	UNIT RES	STATE RES	NON-RES	UNKN. RES	TOTAL	UNIT RES	STATE RES	NON-RES	UNKN. RES	TOTAL	UNIT RES	STATE RES	NON-RES	UNKN. RES	HUNTER DAYS	HUNTER EFFORT
Unit 07																			
07	General Season		7	0	4	3	0	99	23	74	1	1	6.60	0.00	5.13	75.00	0.00	368	3.47
07	**TOTAL UNIT**		7	0	4	3	0	99	23	74	1	1							
Unit 09																			
09B	General Season		0	0	0	0	0	1	1	0	0	0	0.00	0.00	0.00	0.00	0.00	7	7.00
09Z	General Season		0	0	0	0	0	1	0	1	0	0	0.00	0.00	0.00	0.00	0.00	6	6.00
09	**TOTAL UNIT**		0	0	0	0	0	2	1	1	0	0							
Unit 11																			
11	General Season		143	0	111	27	5	240	4	220	10	6	37.34	0.00	33.53	72.97	45.45	1748	4.56
11	**TOTAL UNIT**		143	0	111	27	5	240	4	220	10	6							
Unit 12																			
12	General Season		173	4	104	62	3	274	24	222	23	5	38.70	14.29	31.90	72.94	37.50	2499	5.59
12	Drawing	DS102	22	1	19	2	0	40	2	37	1	0	35.48	33.33	33.93	66.67	0.00	347	5.60
12	**TOTAL UNIT**		195	5	123	64	3	314	26	259	24	5							
Unit 13																			
13A	General Season		53	1	43	9	0	241	3	232	3	3	18.03	25.00	15.64	75.00	0.00	1560	5.31
13B	General Season		0	0	0	0	0	23	0	22	0	1	0.00	0.00	0.00	0.00	0.00	106	4.61
13B	Drawing	DS203	1	0	1	0	0	3	0	2	0	1	25.00	0.00	33.33	0.00	0.00	14	3.50
13B	Drawing	DS204	1	0	0	0	1	3	0	3	0	0	25.00	0.00	0.00	0.00	100.00	23	5.75
13B	**TOTAL SUBUNIT**		2	0	1	0	1	29	0	27	0	2							
13C	General Season		5	0	4	1	0	29	7	22	0	0	14.71	0.00	15.38	100.00	0.00	193	5.68
13C	Drawing	DS102	2	0	2	0	0	4	0	4	0	0	33.33	0.00	33.33	0.00	0.00	23	3.83
13C	**TOTAL SUBUNIT**		7	0	6	1	0	33	7	26	0	0							
13D	General Season		62	2	38	19	3	118	13	85	17	3	34.44	13.33	30.89	52.78	50.00	1055	5.86
13E	General Season		17	0	8	7	2	90	9	75	5	1	15.89	0.00	9.64	58.33	66.67	676	6.32
13Z	General Season		1	0	0	1	0	16	4	10	1	1	5.88	0.00	0.00	50.00	0.00	101	5.94
13	**TOTAL UNIT**		142	3	96	37	6	527	36	455	26	10							
Unit 14																			
14A	General Season		29	25	0	4	0	124	115	5	1	3	18.95	17.86	0.00	80.00	0.00	761	4.97
14B	General Season		13	2	1	10	0	15	11	3	1	0	46.43	15.38	25.00	90.91	0.00	181	6.46
14C	Drawing	DS124	4	4	0	0	0	0	0	0	0	0	100.00	100.00	0.00	0.00	0.00	24	6.00
14C	Drawing	DS125	4	3	1	0	0	4	4	0	0	0	50.00	42.86	100.00	0.00	0.00	34	4.25
14C	Drawing	DS126	3	2	0	1	0	6	4	2	0	0	33.33	33.33	0.00	100.00	0.00	51	5.67
14C	Drawing	DS127	1	1	0	0	0	2	2	0	0	0	33.33	33.33	0.00	0.00	0.00	10	3.33
14C	Drawing	DS128	2	1	0	0	1	1	1	0	0	0	66.67	50.00	0.00	0.00	100.00	15	5.00
14C	Drawing	DS129	2	2	0	0	0	3	2	1	0	0	40.00	50.00	0.00	0.00	0.00	21	4.20
14C	Drawing	DS130	8	8	0	0	0	8	7	0	0	1	50.00	53.33	0.00	0.00	0.00	71	4.44
14C	Drawing	DS131	4	4	0	0	0	13	12	1	0	0	23.53	25.00	0.00	0.00	0.00	68	4.00
14C	Drawing	DS132	4	4	0	0	0	13	13	0	0	0	23.53	23.53	0.00	0.00	0.00	73	4.29
14C	Drawing	DS133	6	4	0	2	0	3	3	0	0	0	66.67	57.14	0.00	100.00	0.00	32	3.56
14C	Drawing	DS134	0	0	0	0	0	6	6	0	0	0	0.00	0.00	0.00	0.00	0.00	20	3.33

1993-94 HUNTER INFORMATION BY SPECIES: SHEEP

GMU	TYPE	HUNT	SUCCESSFUL HUNTERS TOTAL	UNIT RES	OTHER STATE RES	NON-RES	UNKN. RES	UNSUCCESSFUL HUNTERS TOTAL	UNIT RES	OTHER STATE RES	NON-RES	UNKN. RES	PERCENT SUCCESSFUL TOTAL	UNIT RES	OTHER STATE RES	NON-RES	UNKN. RES	EFFORT TOTAL HUNTER DAYS	EFFORT AVG. HUNTER EFFORT
Unit 14																			
14C	Drawing	DS135	0	0	0	0	0	8	6	0	2	0	0.00	0.00	0.00	0.00	0.00	33	4.13
14C	Drawing	DS136	8	7	1	0	0	10	8	2	0	0	44.44	46.67	33.33	0.00	0.00	72	4.00
14C	Drawing	DS137	5	5	0	0	0	12	10	1	0	1	29.41	33.33	0.00	0.00	0.00	77	4.53
14C	Drawing	DS138	6	6	0	0	0	10	9	1	0	0	37.50	40.00	0.00	0.00	0.00	68	4.25
14C	Drawing	DS139	5	2	1	1	1	14	13	1	0	0	26.32	13.33	50.00	100.00	100.00	85	4.47
14C	Drawing	DS140	6	6	0	0	0	40	36	4	0	0	13.04	14.29	0.00	0.00	0.00	171	3.72
14C	Drawing	DS141	5	4	0	0	1	15	13	2	0	0	25.00	23.53	0.00	0.00	100.00	95	4.75
14C	**TOTAL SUBUNIT**		73	63	3	4	3	168	149	15	2	2							
14Z	General Season		1	0	0	1	0	2	1	1	0	0	33.33	0.00	0.00	100.00	0.00	9	3.00
14	**TOTAL UNIT**		116	90	4	19	3	309	276	24	4	5							
Unit 15																			
15A	General Season		3	1	1	0	1	46	30	16	0	0	6.12	3.23	5.88	0.00	100.00	133	2.71
15A	Drawing	DS152	8	6	2	0	0	7	5	2	0	0	53.33	54.55	50.00	0.00	0.00	54	3.60
15A	**TOTAL SUBUNIT**		11	7	3	0	1	53	35	18	0	0							
15B	General Season		18	16	0	2	0	67	52	14	1	0	21.18	23.53	0.00	66.67	0.00	415	4.88
15C	General Season		5	4	1	0	0	20	15	3	2	0	20.00	21.05	25.00	0.00	0.00	120	4.80
15Z	General Season		0	0	0	0	0	3	0	3	0	0	0.00	0.00	0.00	0.00	0.00	6	2.00
15	**TOTAL UNIT**		34	27	4	2	1	143	102	38	3	0							
Unit 16																			
16A	General Season		0	0	0	0	0	1	0	1	0	0	0.00	0.00	0.00	0.00	0.00	2	2.00
16B	General Season		17	1	5	11	0	20	1	13	6	0	45.95	50.00	27.78	64.71	0.00	221	5.97
16	**TOTAL UNIT**		17	1	5	11	0	21	1	14	6	0							
Unit 17																			
17A	General Season		0	0	0	0	0	0	0	0	0	0	0.00	0.00	0.00	0.00	0.00	0	0.00
17B	General Season		0	0	0	0	0	1	0	1	0	0	0.00	0.00	0.00	0.00	0.00	2	2.00
17C	General Season		0	0	0	0	0	0	0	0	0	0	0.00	0.00	0.00	0.00	0.00	0	0.00
17	**TOTAL UNIT**		0	0	0	0	0	1	0	1	0	0							
Unit 19																			
19A	General Season		0	0	0	0	0	n/a	n/a	n/a	n/a	n/a	0.00	0.00	0.00	0.00	0.00	n/a	n/a
19B	General Season		6	0	0	6	0	0	0	0	0	0	100.00	0.00	0.00	100.00	0.00	34	5.67
19C	General Season		118	0	52	63	3	96	0	56	38	2	55.14	0.00	48.15	62.38	60.00	1128	5.27
19D	General Season		0	0	0	0	0	n/a	n/a	n/a	n/a	n/a	0.00	0.00	0.00	0.00	0.00	n/a	n/a
19Z	General Season		1	0	1	0	0	1	0	1	0	0	50.00	0.00	50.00	0.00	0.00	6	3.00
19	**TOTAL UNIT**		125	0	53	69	3	97	0	57	38	2							
Unit 20																			
20A	General Season		50	18	8	22	2	116	66	33	15	2	30.12	21.43	19.51	59.46	50.00	949	5.72
20A	Drawing	DS203	0	0	0	0	0	0	0	0	0	0	0.00	0.00	0.00	0.00	0.00	0	0.00
20A	Drawing	DS204	0	0	0	0	0	0	0	0	0	0	0.00	0.00	0.00	0.00	0.00	0	0.00
20A	**TOTAL SUBUNIT**		50	18	8	22	2	116	66	33	15	2							

1993-94 HUNTER INFORMATION BY SPECIES: SHEEP

GMU	TYPE	HUNT	SUCCESSFUL HUNTERS TOTAL	UNIT RES	OTHER STATE RES	NON-RES	UNKN. RES	UNSUCCESSFUL HUNTERS TOTAL	UNIT RES	OTHER STATE RES	NON-RES	UNKN. RES	PERCENT SUCCESSFUL TOTAL	UNIT RES	OTHER STATE RES	NON-RES	UNKN. RES	EFFORT TOTAL HUNTER DAYS	EFFORT AVG. HUNTER EFFORT
Unit 20																			
20B	General Season		0	0	0	0	0	10	8	1	0	1	0.00	0.00	0.00	0.00	0.00	41	4.10
20C	General Season		0	0	0	0	0	1	0	1	0	0	0.00	0.00	0.00	0.00	0.00	2	2.00
20D	Drawing	DS102	20	3	15	2	0	17	5	11	0	1	54.05	37.50	57.69	100.00	0.00	220	5.95
20D	Drawing	DS203	20	12	5	2	1	23	10	10	1	2	46.51	54.55	33.33	66.67	33.33	221	5.14
20D	Drawing	DS204	18	7	11	0	0	30	14	16	0	0	37.50	33.33	40.74	0.00	0.00	262	5.46
20D	Drawing	DS206	1	0	1	0	0	0	0	0	0	0	100.00	0.00	100.00	0.00	0.00	1	1.00
20D	**TOTAL SUBUNIT**		59	22	32	4	1	70	29	37	1	3							
20E	General Season		8	3	1	4	0	13	4	8	1	0	38.10	42.86	11.11	80.00	0.00	103	4.90
20E	Drawing	DS206	0	0	0	0	0	3	2	1	0	0	0.00	0.00	0.00	0.00	0.00	21	7.00
20E	**TOTAL SUBUNIT**		8	3	1	4	0	16	6	9	1	0							
20F	General Season		0	0	0	0	0	0	0	0	0	0	0.00	0.00	0.00	0.00	0.00	0	0.00
20Z	General Season		0	0	0	0	0	1	1	0	0	0	0.00	0.00	0.00	0.00	0.00	6	6.00
20	**TOTAL UNIT**		117	43	41	30	3	214	110	81	17	6							
Unit 23																			
23	General Season		9	3	1	4	1	7	1	4	2	0	56.25	75.00	20.00	66.67	100.00	75	4.69
23	Registration	RS385	0	0	0	0	0	0	0	0	0	0	0.00	0.00	0.00	0.00	0.00	0	0.00
23	Registration	RS387	11	11	0	0	0	8	7	1	0	0	57.89	61.11	0.00	0.00	0.00	n/a	n/a
23	**TOTAL UNIT**		20	14	1	4	1	15	8	5	2	0							
Unit 24																			
24	General Season		22	2	12	8	0	43	6	33	2	2	33.85	25.00	26.67	80.00	0.00	276	4.25
24	Subsistence		0	0	0	0	0	0	0	0	0	0	0.00	0.00	0.00	0.00	0.00	0	0.00
24	Federal	RS424	4	4	0	0	0	17	17	0	0	0	19.05	19.05	0.00	0.00	0.00	n/a	n/a
24	**TOTAL UNIT**		26	6	12	8	0	60	23	33	2	2							
Unit 25																			
25A	General Season		24	0	14	10	0	43	0	35	8	0	35.82	0.00	28.57	55.56	0.00	370	5.52
25A	Registration	RS595	3	0	3	0	0	0	0	0	0	0	100.00	0.00	100.00	0.00	0.00	12	4.00
25A	Federal	RS597	0	0	0	0	0	0	0	0	0	0	0.00	0.00	0.00	0.00	0.00	0	0.00
25A	Federal	RS598	0	0	0	0	0	0	0	0	0	0	0.00	0.00	0.00	0.00	0.00	0	0.00
25A	**TOTAL SUBUNIT**		27	0	17	10	0	43	0	35	8	0							
25B	General Season		0	0	0	0	0	5	0	5	0	0	0.00	0.00	0.00	0.00	0.00	27	5.40
25C	General Season		5	0	5	0	0	30	0	28	0	2	14.29	0.00	15.15	0.00	0.00	167	4.77
25D	General Season		3	0	3	0	0	4	0	4	0	0	42.86	0.00	42.86	0.00	0.00	41	5.86
25Z	General Season		1	0	1	0	0	6	0	4	2	0	14.29	0.00	20.00	0.00	0.00	50	7.14
25	**TOTAL UNIT**		36	0	26	10	0	88	0	76	10	2							
Unit 26																			
26A	General Season		8	0	1	7	0	13	0	7	6	0	38.10	0.00	12.50	53.85	0.00	135	6.43
26B	General Season		41	0	34	7	0	142	0	132	8	2	22.40	0.00	20.48	46.67	0.00	975	5.33
26B	Federal	RS699	0	0	0	0	0	6	0	6	0	0	0.00	0.00	0.00	0.00	0.00	n/a	n/a
26B	**TOTAL SUBUNIT**		41	0	34	7	0	148	0	138	8	2							

1993-94 HUNTER INFORMATION BY SPECIES: SHEEP

GMU	TYPE	HUNT	SUCCESSFUL HUNTERS TOTAL	UNIT RES	OTHER STATE RES	NON-RES	UNKN. RES	UNSUCCESSFUL HUNTERS TOTAL	UNIT RES	OTHER STATE RES	NON-RES	UNKN. RES	PERCENT SUCCESSFUL TOTAL	UNIT RES	OTHER STATE RES	NON-RES	UNKN. RES	EFFORT TOTAL HUNTER DAYS	EFFORT AVG. HUNTER EFFORT
Unit 26																			
26C	General Season		57	0	33	24	0	39	0	34	5	0	59.38	0.00	49.25	82.76	0.00	571	5.95
26C	Registration	RS595	4	1	3	0	0	1	1	0	0	0	80.00	50.00	100.00	0.00	0.00	12	2.40
26C	Federal	RS799	5	3	2	0	0	2	1	1	0	0	71.43	75.00	66.67	0.00	0.00	38	5.43
26C	**TOTAL SUBUNIT**		66	4	38	24	0	42	2	35	5	0							
26Z	General Season		3	1	2	0	0	2	0	2	0	0	60.00	100.00	50.00	0.00	0.00	16	3.20
26	**TOTAL UNIT**		118	5	75	38	0	205	2	182	19	2							
Unit 27																			
27Z	General Season		5	0	5	0	0	41	0	30	9	2	10.87	0.00	14.29	0.00	0.00	241	5.24
27	**TOTAL UNIT**		5	0	5	0	0	41	0	30	9	2							
TOTAL STATEWIDE			1101	194	560	322	25	2376	612	1550	171	43							

1993-94 SHEEP HUNTER INFORMATION BY MOUNTAIN RANGE

MTN. RANGE	TYPE	SUCCESSFUL HUNTERS TOTAL	SUCCESSFUL HUNTERS UNIT RES	SUCCESSFUL HUNTERS OTHER STATE RES	SUCCESSFUL HUNTERS NON-RES	SUCCESSFUL HUNTERS UNKN. RES	UNSUCCESSFUL HUNTERS TOTAL	UNSUCCESSFUL HUNTERS UNIT RES	UNSUCCESSFUL HUNTERS OTHER STATE RES	UNSUCCESSFUL HUNTERS NON-RES	UNSUCCESSFUL HUNTERS UNKN. RES	PERCENT SUCCESSFUL TOTAL	PERCENT SUCCESSFUL UNIT RES	PERCENT SUCCESSFUL OTHER STATE RES	PERCENT SUCCESSFUL NON-RES	PERCENT SUCCESSFUL UNKN. RES	EFFORT TOTAL HUNTER DAYS	EFFORT AVG. HUNTER DAYS
ALASKA RANGE EAST																		
12	Drawing	22	1	19	2	0	40	2	37	1	0	35.48	33.33	33.93	66.67	0.00	347	5.60
12	General Season	1	0	1	0	0	8	1	6	1	0	11.11	0.00	14.29	0.00	0.00	44	4.89
12	**TOTAL UNIT**	23	1	20	2	0	48	3	43	2	0							
13B	Drawing	2	0	1	0	1	6	0	5	0	1	25.00	0.00	16.67	0.00	50.00	37	4.63
13B	General Season	0	0	0	0	0	23	0	22	0	1	0.00	0.00	0.00	0.00	0.00	106	4.61
13B	**TOTAL SUBUNIT**	2	0	1	0	1	29	0	27	0	2							
13C	Drawing	2	0	2	0	0	4	0	4	0	0	33.33	0.00	33.33	0.00	0.00	23	3.83
13C	General Season	5	0	4	1	0	29	7	22	0	0	14.71	0.00	15.38	100.00	0.00	193	5.68
13C	**TOTAL SUBUNIT**	7	0	6	1	0	33	7	26	0	0							
13E	General Season	3	0	2	1	0	30	5	25	0	0	9.09	0.00	7.41	100.00	0.00	180	5.45
13Z	General Season	0	0	0	0	0	2	0	2	0	0	0.00	0.00	0.00	0.00	0.00	14	7.00
13	**TOTAL UNIT**	12	0	9	2	1	94	12	80	0	2							
20A	General Season	50	18	8	22	2	116	66	33	15	2	30.12	21.43	19.51	59.46	50.00	949	5.72
20C	General Season	0	0	0	0	0	1	0	1	0	0	0.00	0.00	0.00	0.00	0.00	2	2.00
20D	Drawing	59	22	32	4	1	70	29	37	1	3	45.74	43.14	46.38	80.00	25.00	704	5.46
20	**TOTAL UNIT**	109	40	40	26	3	187	95	71	16	5							
TOTAL MOUNTAIN RANGE		144	41	69	30	4	329	110	194	18	7							
ALASKA RANGE WEST																		
09B	General Season	0	0	0	0	0	1	1	0	0	0	0.00	0.00	0.00	0.00	0.00	7	7.00
09Z	General Season	0	0	0	0	0	1	0	1	0	0	0.00	0.00	0.00	0.00	0.00	6	6.00
09	**TOTAL UNIT**	0	0	0	0	0	2	1	1	0	0							
16A	General Season	0	0	0	0	0	1	0	1	0	0	0.00	0.00	0.00	0.00	0.00	2	2.00
16B	General Season	17	1	5	11	0	20	1	13	6	0	45.95	50.00	27.78	64.71	0.00	221	5.97
16	**TOTAL UNIT**	17	1	5	11	0	21	1	14	6	0							
17B	General Season	0	0	0	0	0	1	0	1	0	0	0.00	0.00	0.00	0.00	0.00	2	2.00
17	**TOTAL UNIT**	0	0	0	0	0	1	0	1	0	0							
19B	General Season	6	0	0	6	0	0	0	0	0	0	100.00	0.00	0.00	100.00	0.00	34	5.67
19C	General Season	118	0	52	63	3	96	0	56	38	2	55.14	0.00	48.15	62.38	60.00	1128	5.27
19Z	General Season	1	0	1	0	0	1	0	1	0	0	50.00	0.00	50.00	0.00	0.00	6	3.00
19	**TOTAL UNIT**	125	0	53	69	3	97	0	57	38	2							
TOTAL MOUNTAIN RANGE		142	1	58	80	3	121	2	73	44	2							
BROOKS RANGE																		
23	General Season	9	3	1	4	1	7	1	4	2	0	56.25	75.00	20.00	66.67	100.00	75	4.69
23	Registration	11	11	0	0	0	8	7	1	0	0	57.89	61.11	0.00	0.00	0.00	0	0.00
23	**TOTAL UNIT**	20	14	1	4	1	15	8	5	2	0							
24	General Season	22	2	12	8	0	43	6	33	2	2	33.85	25.00	26.67	80.00	0.00	276	4.25
24	Registration	4	4	0	0	0	17	17	0	0	0	19.05	19.05	0.00	0.00	0.00	21	1.00
24	**TOTAL UNIT**	26	6	12	8	0	60	23	33	2	2							
25A	General Season	24	0	14	10	0	43	0	35	8	0	35.82	0.00	28.57	55.56	0.00	370	5.52
25A	Registration	3	0	3	0	0	0	0	0	0	0	100.00	0.00	100.00	0.00	0.00	12	4.00
25A	**TOTAL SUBUNIT**	27	0	17	10	0	43	0	35	8	0							
25Z	General Season	1	0	1	0	0	3	0	2	1	0	25.00	0.00	33.33	0.00	0.00	33	8.25
25	**TOTAL UNIT**	28	0	18	10	0	46	0	37	9	0							

1993-94 SHEEP HUNTER INFORMATION BY MOUNTAIN RANGE

MTN. RANGE	TYPE	SUCCESSFUL HUNTERS TOTAL	UNIT RES	OTHER STATE RES	NON-RES	UNKN. RES	UNSUCCESSFUL HUNTERS TOTAL	UNIT RES	OTHER STATE RES	NON-RES	UNKN RES	PERCENT SUCCESSFUL TOTAL	UNIT RES	OTHER STATE RES	NON-RES	UNKN. RES	EFFORT TOTAL HUNTER DAYS	EFFORT AVG. HUNTER DAYS
BROOKS RANGE																		
26A	General Season	8	0	1	7	0	13	0	7	6	0	38.10	0.00	12.50	53.85	0.00	135	6.43
26B	General Season	41	0	34	7	0	142	0	132	8	2	22.40	0.00	20.48	46.67	0.00	975	5.33
26B	Registration	0	0	0	0	0	6	0	6	0	0	0.00	0.00	0.00	0.00	0.00	0	0.00
26B	**TOTAL SUBUNIT**	41	0	34	7	0	148	0	138	8	2							
26C	General Season	57	0	33	24	0	39	0	34	5	0	59.38	0.00	49.25	82.76	0.00	571	5.95
26C	Registration	5	3	2	0	0	2	1	1	0	0	71.43	75.00	66.67	0.00	0.00	38	5.43
26C	Registration	4	1	3	0	0	1	1	0	0	0	80.00	50.00	100.00	0.00	0.00	12	2.40
26C	**TOTAL SUBUNIT**	66	4	38	24	0	42	2	35	5	0							
26Z	General Season	3	1	2	0	0	2	0	2	0	0	60.00	100.00	50.00	0.00	0.00	16	3.20
26	**TOTAL UNIT**	118	5	75	38	0	205	2	182	19	2							
TOTAL MOUNTAIN RANGE		192	25	106	60	1	326	33	257	32	4							
CHUGACH MOUNTAINS																		
11	General Season	3	0	3	0	0	2	0	2	0	0	60.00	0.00	60.00	0.00	0.00	25	5.00
11	**TOTAL UNIT**	3	0	3	0	0	2	0	2	0	0							
13A	General Season	3	0	3	0	0	0	0	0	0	0	100.00	0.00	100.00	0.00	0.00	10	3.33
13D	General Season	62	2	38	19	3	118	13	85	17	3	34.44	13.33	30.89	52.78	50.00	1055	5.86
13	**TOTAL UNIT**	65	2	41	19	3	118	13	85	17	3							
14A	General Season	25	22	0	3	0	91	82	5	1	3	21.55	21.15	0.00	75.00	0.00	532	4.59
14C	Drawing	73	63	3	4	3	168	149	15	2	2	30.29	29.72	16.67	66.67	60.00	1020	4.23
14Z	General Season	1	0	0	1	0	0	0	0	0	0	100.00	0.00	0.00	100.00	0.00	1	1.00
14	**TOTAL UNIT**	99	85	3	8	3	259	231	20	3	5							
TOTAL MOUNTAIN RANGE		167	87	47	27	6	379	244	107	20	8							
KENAI MOUNTAINS																		
07	General Season	7	0	4	3	0	99	23	74	1	1	6.60	0.00	5.13	75.00	0.00	368	3.47
07	**TOTAL UNIT**	7	0	4	3	0	99	23	74	1	1							
15A	Drawing	8	6	2	0	0	7	5	2	0	0	53.33	54.55	50.00	0.00	0.00	54	3.60
15A	General Season	3	1	1	0	1	46	30	16	0	0	6.12	3.23	5.88	0.00	100.00	133	2.71
15A	**TOTAL SUBUNIT**	11	7	3	0	1	53	35	18	0	0							
15B	General Season	18	16	0	2	0	67	52	14	1	0	21.18	23.53	0.00	66.67	0.00	415	4.88
15C	General Season	5	4	1	0	0	20	15	3	2	0	20.00	21.05	25.00	0.00	0.00	120	4.80
15Z	General Season	0	0	0	0	0	3	0	3	0	0	0.00	0.00	0.00	0.00	0.00	6	2.00
15	**TOTAL UNIT**	34	27	4	2	1	143	102	38	3	0							
TOTAL MOUNTAIN RANGE		41	27	8	5	1	242	125	112	4	1							
OLGILVIE MOUNTAINS																		
25B	General Season	0	0	0	0	0	5	0	5	0	0	0.00	0.00	0.00	0.00	0.00	27	5.40
25	**TOTAL UNIT**	0	0	0	0	0	5	0	5	0	0							
TOTAL MOUNTAIN RANGE		0	0	0	0	0	5	0	5	0	0							
TALKEETNA, CHULITNA, WATANA MOUNTAINS																		
13A	General Season	50	1	40	9	0	241	3	232	3	3	17.18	25.00	14.71	75.00	0.00	1550	5.33
13E	General Season	14	0	6	6	2	54	4	46	3	1	20.59	0.00	11.54	66.67	66.67	433	6.37
13Z	General Season	1	0	0	1	0	0	0	0	0	0	100.00	0.00	0.00	100.00	0.00	8	8.00
13	**TOTAL UNIT**	65	1	46	16	2	295	7	278	6	4							

1993-94 SHEEP HUNTER INFORMATION BY MOUNTAIN RANGE

MTN. RANGE	TYPE	SUCCESSFUL HUNTERS TOTAL	SUCCESSFUL HUNTERS UNIT RES	SUCCESSFUL HUNTERS OTHER STATE RES	SUCCESSFUL HUNTERS NON-RES	SUCCESSFUL HUNTERS UNKN. RES	UNSUCCESSFUL HUNTERS TOTAL	UNSUCCESSFUL HUNTERS UNIT RES	UNSUCCESSFUL HUNTERS OTHER STATE RES	UNSUCCESSFUL HUNTERS NON-RES	UNSUCCESSFUL HUNTERS UNKN. RES	PERCENT SUCCESSFUL TOTAL	PERCENT SUCCESSFUL UNIT RES	PERCENT SUCCESSFUL OTHER STATE RES	PERCENT SUCCESSFUL NON-RES	PERCENT SUCCESSFUL UNKN. RES	EFFORT TOTAL HUNTER DAYS	EFFORT AVG. HUNTER DAYS
TALKEETNA, CHULITNA, WATANA MOUNTAINS																		
14A	General Season	4	3	0	1	0	29	29	0	0	0	12.12	9.38	0.00	100.00	0.00	204	6.18
14B	General Season	13	2	1	10	0	15	11	3	1	0	46.43	15.38	25.00	90.91	0.00	181	6.46
14Z	General Season	0	0	0	0	0	1	1	0	0	0	0.00	0.00	0.00	0.00	0.00	4	4.00
14	**TOTAL UNIT**	17	5	1	11	0	45	41	3	1	0							
TOTAL MOUNTAIN RANGE		82	6	47	27	2	340	48	281	7	4							
TANANA HILLS - WHITE MOUNTAINS																		
20B	General Season	0	0	0	0	0	10	8	1	0	1	0.00	0.00	0.00	0.00	0.00	41	4.10
20E	Drawing	0	0	0	0	0	3	2	1	0	0	0.00	0.00	0.00	0.00	0.00	21	7.00
20E	General Season	8	3	1	4	0	13	4	8	1	0	38.10	42.86	11.11	80.00	0.00	103	4.90
20E	**TOTAL SUBUNIT**	8	3	1	4	0	16	6	9	1	0							
20	**TOTAL UNIT**	8	3	1	4	0	26	14	10	1	1							
25C	General Season	5	0	5	0	0	30	0	28	0	2	14.29	0.00	15.15	0.00	0.00	167	4.77
25D	General Season	3	0	3	0	0	4	0	4	0	0	42.86	0.00	42.86	0.00	0.00	41	5.86
25Z	General Season	0	0	0	0	0	2	0	2	0	0	0.00	0.00	0.00	0.00	0.00	16	8.00
25	**TOTAL UNIT**	8	0	8	0	0	36	0	34	0	2							
TOTAL MOUNTAIN RANGE		16	3	9	4	0	62	14	44	1	3							
WRANGELL MOUNTAINS																		
11	General Season	139	0	107	27	5	226	4	206	10	6	38.08	0.00	34.19	72.97	45.45	1669	4.57
11	**TOTAL UNIT**	139	0	107	27	5	226	4	206	10	6							
12	General Season	169	4	103	59	3	254	23	204	22	5	39.95	14.81	33.55	72.84	37.50	2366	5.59
12	**TOTAL UNIT**	169	4	103	59	3	254	23	204	22	5							
TOTAL MOUNTAIN RANGE		308	4	210	86	8	480	27	410	32	11							
UNKNOWN																		
11	General Season	1	0	1	0	0	12	0	12	0	0	7.69	0.00	7.69	0.00	0.00	54	4.15
11	**TOTAL UNIT**	1	0	1	0	0	12	0	12	0	0							
12	General Season	3	0	0	3	0	12	0	12	0	0	20.00	0.00	0.00	100.00	0.00	89	5.93
12	**TOTAL UNIT**	3	0	0	3	0	12	0	12	0	0							
13E	General Season	0	0	0	0	0	6	0	4	2	0	0.00	0.00	0.00	0.00	0.00	63	10.50
13Z	General Season	0	0	0	0	0	14	4	8	1	1	0.00	0.00	0.00	0.00	0.00	79	5.64
13	**TOTAL UNIT**	0	0	0	0	0	20	4	12	3	1							
14A	General Season	0	0	0	0	0	4	4	0	0	0	0.00	0.00	0.00	0.00	0.00	25	6.25
14Z	General Season	0	0	0	0	0	1	0	1	0	0	0.00	0.00	0.00	0.00	0.00	4	4.00
14	**TOTAL UNIT**	0	0	0	0	0	5	4	1	0	0							
20Z	General Season	0	0	0	0	0	1	1	0	0	0	0.00	0.00	0.00	0.00	0.00	6	6.00
20	**TOTAL UNIT**	0	0	0	0	0	1	1	0	0	0							
25Z	General Season	0	0	0	0	0	1	0	0	1	0	0.00	0.00	0.00	0.00	0.00	1	1.00
25	**TOTAL UNIT**	0	0	0	0	0	1	0	0	1	0							
27Z	General Season	5	0	5	0	0	41	0	30	9	2	10.87	0.00	14.29	0.00	0.00	241	5.24
27	**TOTAL UNIT**	5	0	5	0	0	41	0	30	9	2							
TOTAL MOUNTAIN RANGE		9	0	6	3	0	92	9	67	13	3							
TOTAL STATEWIDE		1101	194	560	322	25	2376	612	1550	171	43							

1993-94 HUNTER INFORMATION BY SPECIES: WOLF

GMU	TYPE	HUNT TOTAL	SUCCESSFUL HUNTERS TOTAL	SUCCESSFUL HUNTERS UNIT RES	SUCCESSFUL HUNTERS OTHER STATE RES	SUCCESSFUL HUNTERS NON-RES	SUCCESSFUL HUNTERS UNKN. RES	UNSUCCESSFUL HUNTERS TOTAL	UNSUCCESSFUL HUNTERS UNIT RES	UNSUCCESSFUL HUNTERS OTHER STATE RES	UNSUCCESSFUL HUNTERS NON-RES	UNSUCCESSFUL HUNTERS UNKN. RES	PERCENT SUCCESSFUL TOTAL	PERCENT SUCCESSFUL UNIT RES	PERCENT SUCCESSFUL OTHER STATE RES	PERCENT SUCCESSFUL NON-RES	PERCENT SUCCESSFUL UNKN. RES	EFFORT TOTAL HUNTER DAYS	EFFORT AVG. HUNTER EFFORT
Unit 01																			
01A	Hunting/Trapping	32	32	0	0	0	n/a	n/a	n/a	n/a	n/a	n/a	n/a	0.00	0.00	0.00	n/a	n/a	n/a
01B	Hunting/Trapping	17	0	13	1	3	n/a	n/a	n/a	n/a	n/a	n/a	0.00	n/a	n/a	n/a	n/a	n/a	n/a
01C	Hunting/Trapping	7	6	1	0	0	n/a	n/a	n/a	n/a	n/a	n/a	n/a	n/a	0.00	0.00	n/a	n/a	n/a
01D	Hunting/Trapping	1	0	1	0	0	n/a	n/a	n/a	n/a	n/a	n/a	0.00	n/a	0.00	0.00	n/a	n/a	n/a
01	**TOTAL UNIT**	57	38	15	1	3	n/a	n/a	n/a	n/a	n/a								
Unit 02																			
02	Hunting/Trapping	103	90	13	0	0	n/a	n/a	n/a	n/a	n/a	n/a	n/a	n/a	0.00	0.00	n/a	n/a	n/a
02	**TOTAL UNIT**	103	90	13	0	0	n/a	n/a	n/a	n/a	n/a								
Unit 03																			
03	Hunting/Trapping	48	29	16	2	1	n/a	n/a	n/a	n/a	n/a	n/a	n/a	n/a	n/a	n/a	n/a	n/a	n/a
03	**TOTAL UNIT**	48	29	16	2	1	n/a	n/a	n/a	n/a	n/a								
Unit 05																			
05A	Hunting/Trapping	5	3	1	1	0	n/a	n/a	n/a	n/a	n/a	n/a	n/a	n/a	n/a	n/a	0.00	n/a	n/a
05B	Hunting/Trapping	1	0	1	0	0	n/a	n/a	n/a	n/a	n/a	n/a	0.00	n/a	0.00	0.00	n/a	n/a	n/a
05	**TOTAL UNIT**	6	3	2	1	0	n/a	n/a	n/a	n/a	n/a								
Unit 06																			
06A	Hunting/Trapping	2	0	0	0	2	n/a	n/a	n/a	n/a	n/a	n/a	0.00	0.00	0.00	n/a	n/a	n/a	n/a
06B	Hunting/Trapping	0	0	0	0	0	n/a	n/a	n/a	n/a	n/a	0.00	0.00	0.00	0.00	0.00	n/a	n/a	n/a
06C	Hunting/Trapping	0	0	0	0	0	n/a	n/a	n/a	n/a	n/a	0.00	0.00	0.00	0.00	0.00	n/a	n/a	n/a
06D	Hunting/Trapping	0	0	0	0	0	n/a	n/a	n/a	n/a	n/a	0.00	0.00	0.00	0.00	0.00	n/a	n/a	n/a
06	**TOTAL UNIT**	2	0	0	0	2	n/a	n/a	n/a	n/a	n/a								
Unit 07																			
07	Hunting/Trapping	6	2	3	0	1	n/a	n/a	n/a	n/a	n/a	n/a	n/a	n/a	n/a	0.00	n/a	n/a	n/a
07	**TOTAL UNIT**	6	2	3	0	1	n/a	n/a	n/a	n/a	n/a								
Unit 09																			
09A	Hunting/Trapping	0	0	0	0	0	n/a	n/a	n/a	n/a	n/a	0.00	0.00	0.00	0.00	0.00	n/a	n/a	n/a
09B	Hunting/Trapping	5	3	2	0	0	n/a	n/a	n/a	n/a	n/a	n/a	n/a	n/a	0.00	0.00	n/a	n/a	n/a
09C	Hunting/Trapping	5	5	0	0	0	n/a	n/a	n/a	n/a	n/a	n/a	n/a	0.00	0.00	0.00	n/a	n/a	n/a
09D	Hunting/Trapping	2	0	1	1	0	n/a	n/a	n/a	n/a	n/a	n/a	0.00	n/a	n/a	0.00	n/a	n/a	n/a
09E	Hunting/Trapping	10	2	5	3	0	n/a	n/a	n/a	n/a	n/a	n/a	n/a	n/a	n/a	0.00	n/a	n/a	n/a
09	**TOTAL UNIT**	22	10	8	4	0	n/a	n/a	n/a	n/a	n/a								
Unit 10																			
10	Hunting/Trapping	0	0	0	0	0	n/a	n/a	n/a	n/a	n/a	0.00	0.00	0.00	0.00	0.00	n/a	n/a	n/a
10	**TOTAL UNIT**	0	0	0	0	0	n/a	n/a	n/a	n/a	n/a								

1993-94 HUNTER INFORMATION BY SPECIES: WOLF

GMU	TYPE	HUNT TOTAL	SUCCESSFUL HUNTERS: UNIT RES	SUCCESSFUL HUNTERS: OTHER STATE RES	SUCCESSFUL HUNTERS: NON-RES	SUCCESSFUL HUNTERS: UNKN. RES	UNSUCCESSFUL HUNTERS: TOTAL	UNSUCCESSFUL HUNTERS: UNIT RES	UNSUCCESSFUL HUNTERS: OTHER STATE RES	UNSUCCESSFUL HUNTERS: NON-RES	UNSUCCESSFUL HUNTERS: UNKN. RES	PERCENT SUCCESSFUL: TOTAL	PERCENT SUCCESSFUL: UNIT RES	PERCENT SUCCESSFUL: OTHER STATE RES	PERCENT SUCCESSFUL: NON-RES	PERCENT SUCCESSFUL: UNKN. RES	EFFORT: TOTAL HUNTER DAYS	EFFORT: AVG. HUNTER EFFORT
Unit 11																		
11	Hunting/Trapping	17	0	17	0	0	n/a	n/a	n/a	n/a	n/a	n/a	0.00	n/a	0.00	0.00	n/a	n/a
11	**TOTAL UNIT**	17	0	17	0	0	n/a	n/a	n/a	n/a	n/a							
Unit 12																		
12	Hunting/Trapping	71	65	4	2	0	n/a	n/a	n/a	n/a	n/a	n/a	n/a	n/a	n/a	0.00	n/a	n/a
12	**TOTAL UNIT**	71	65	4	2	0	n/a	n/a	n/a	n/a	n/a							
Unit 13																		
13A	Hunting/Trapping	36	20	14	0	2	n/a	n/a	n/a	n/a	n/a	n/a	n/a	n/a	0.00	n/a	n/a	n/a
13B	Hunting/Trapping	40	26	12	0	2	n/a	n/a	n/a	n/a	n/a	n/a	n/a	n/a	0.00	n/a	n/a	n/a
13C	Hunting/Trapping	31	20	8	0	3	n/a	n/a	n/a	n/a	n/a	n/a	n/a	n/a	0.00	n/a	n/a	n/a
13D	Hunting/Trapping	28	24	4	0	0	n/a	n/a	n/a	n/a	n/a	n/a	n/a	n/a	0.00	0.00	n/a	n/a
13E	Hunting/Trapping	43	2	37	0	4	n/a	n/a	n/a	n/a	n/a	n/a	n/a	n/a	0.00	n/a	n/a	n/a
13	**TOTAL UNIT**	178	92	75	0	11	n/a	n/a	n/a	n/a	n/a							
Unit 14																		
14A	Hunting/Trapping	1	0	0	0	1	n/a	n/a	n/a	n/a	n/a	n/a	0.00	0.00	0.00	n/a	n/a	n/a
14B	Hunting/Trapping	6	6	0	0	0	n/a	n/a	n/a	n/a	n/a	n/a	n/a	0.00	0.00	0.00	n/a	n/a
14C	Hunting/Trapping	0	0	0	0	0	n/a	n/a	n/a	n/a	n/a	0.00	0.00	0.00	0.00	0.00	n/a	n/a
14	**TOTAL UNIT**	7	6	0	0	1	n/a	n/a	n/a	n/a	n/a							
Unit 15																		
15A	Hunting/Trapping	6	6	0	0	0	n/a	n/a	n/a	n/a	n/a	n/a	n/a	0.00	0.00	0.00	n/a	n/a
15B	Hunting/Trapping	9	7	0	0	2	n/a	n/a	n/a	n/a	n/a	n/a	n/a	0.00	0.00	n/a	n/a	n/a
15C	Hunting/Trapping	6	5	1	0	0	n/a	n/a	n/a	n/a	n/a	n/a	n/a	n/a	0.00	0.00	n/a	n/a
15	**TOTAL UNIT**	21	18	1	0	2	n/a	n/a	n/a	n/a	n/a							
Unit 16																		
16A	Hunting/Trapping	1	0	1	0	0	n/a	n/a	n/a	n/a	n/a	n/a	0.00	n/a	0.00	0.00	n/a	n/a
16B	Hunting/Trapping	11	1	9	1	0	n/a	n/a	n/a	n/a	n/a	n/a	n/a	n/a	n/a	0.00	n/a	n/a
16	**TOTAL UNIT**	12	1	10	1	0	n/a	n/a	n/a	n/a	n/a							
Unit 17																		
17A	Hunting/Trapping	0	0	0	0	0	n/a	n/a	n/a	n/a	n/a	0.00	0.00	0.00	0.00	0.00	n/a	n/a
17B	Hunting/Trapping	49	16	30	3	0	n/a	n/a	n/a	n/a	n/a	n/a	n/a	n/a	n/a	0.00	n/a	n/a
17C	Hunting/Trapping	6	6	0	0	0	n/a	n/a	n/a	n/a	n/a	n/a	n/a	0.00	0.00	0.00	n/a	n/a
17	**TOTAL UNIT**	55	22	30	3	0	n/a	n/a	n/a	n/a	n/a							
Unit 18																		
18	Hunting/Trapping	6	4	0	0	2	n/a	n/a	n/a	n/a	n/a	n/a	n/a	0.00	0.00	n/a	n/a	n/a
18	**TOTAL UNIT**	6	4	0	0	2	n/a	n/a	n/a	n/a	n/a							

1993-94 HUNTER INFORMATION BY SPECIES: WOLF

GMU	TYPE	HUNT TOTAL	SUCCESSFUL HUNTERS UNIT RES	SUCCESSFUL HUNTERS OTHER STATE RES	SUCCESSFUL HUNTERS NON-RES	SUCCESSFUL HUNTERS UNKN. RES	UNSUCCESSFUL HUNTERS TOTAL	UNSUCCESSFUL HUNTERS UNIT RES	UNSUCCESSFUL HUNTERS OTHER STATE RES	UNSUCCESSFUL HUNTERS NON-RES	UNSUCCESSFUL HUNTERS UNKN. RES	PERCENT SUCCESSFUL TOTAL	PERCENT SUCCESSFUL UNIT RES	PERCENT SUCCESSFUL OTHER STATE RES	PERCENT SUCCESSFUL NON-RES	PERCENT SUCCESSFUL UNKN. RES	EFFORT TOTAL HUNTER DAYS	EFFORT AVG. HUNTER EFFORT
Unit 19																		
19A	Hunting/Trapping	6	1	4	0	1	n/a	n/a	n/a	n/a	n/a	n/a	n/a	n/a	0.00	n/a	n/a	n/a
19B	Hunting/Trapping	19	0	18	1	0	n/a	n/a	n/a	n/a	n/a	n/a	0.00	n/a	n/a	0.00	n/a	n/a
19C	Hunting/Trapping	37	1	33	2	1	n/a	n/a	n/a	n/a	n/a	n/a	n/a	n/a	n/a	n/a	n/a	n/a
19D	Hunting/Trapping	22	8	12	0	2	n/a	n/a	n/a	n/a	n/a	n/a	n/a	n/a	0.00	n/a	n/a	n/a
19	**TOTAL UNIT**	84	10	67	3	4	n/a	n/a	n/a	n/a	n/a							
Unit 20																		
20A	Hunting/Trapping	160	54	2	3	101	n/a	n/a	n/a	n/a	n/a	n/a	n/a	n/a	n/a	n/a	n/a	n/a
20B	Hunting/Trapping	103	87	10	1	5	n/a	n/a	n/a	n/a	n/a	n/a	n/a	n/a	n/a	n/a	n/a	n/a
20C	Hunting/Trapping	30	29	1	0	0	n/a	n/a	n/a	n/a	n/a	n/a	n/a	n/a	0.00	0.00	n/a	n/a
20D	Hunting/Trapping	48	23	11	0	14	n/a	n/a	n/a	n/a	n/a	n/a	n/a	n/a	0.00	n/a	n/a	n/a
20E	Hunting/Trapping	68	14	47	1	6	n/a	n/a	n/a	n/a	n/a	n/a	n/a	n/a	n/a	n/a	n/a	n/a
20F	Hunting/Trapping	10	7	2	0	1	n/a	n/a	n/a	n/a	n/a	n/a	n/a	n/a	0.00	n/a	n/a	n/a
20	**TOTAL UNIT**	419	214	73	5	127	n/a	n/a	n/a	n/a	n/a							
Unit 21																		
21A	Hunting/Trapping	7	0	7	0	0	n/a	n/a	n/a	n/a	n/a	n/a	0.00	n/a	0.00	0.00	n/a	n/a
21B	Hunting/Trapping	12	9	2	0	1	n/a	n/a	n/a	n/a	n/a	n/a	n/a	n/a	0.00	n/a	n/a	n/a
21C	Hunting/Trapping	0	0	0	0	0	n/a	n/a	n/a	n/a	n/a	0.00	0.00	0.00	0.00	0.00	n/a	n/a
21D	Hunting/Trapping	36	27	3	0	6	n/a	n/a	n/a	n/a	n/a	n/a	n/a	n/a	0.00	n/a	n/a	n/a
21E	Hunting/Trapping	7	4	3	0	0	n/a	n/a	n/a	n/a	n/a	n/a	n/a	n/a	0.00	0.00	n/a	n/a
21	**TOTAL UNIT**	62	40	15	0	7	n/a	n/a	n/a	n/a	n/a							
Unit 22																		
22A	Hunting/Trapping	8	8	0	0	0	n/a	n/a	n/a	n/a	n/a	n/a	n/a	0.00	0.00	0.00	n/a	n/a
22B	Hunting/Trapping	6	6	0	0	0	n/a	n/a	n/a	n/a	n/a	n/a	n/a	0.00	0.00	0.00	n/a	n/a
22C	Hunting/Trapping	0	0	0	0	0	n/a	n/a	n/a	n/a	n/a	0.00	0.00	0.00	0.00	0.00	n/a	n/a
22D	Hunting/Trapping	0	0	0	0	0	n/a	n/a	n/a	n/a	n/a	0.00	0.00	0.00	0.00	0.00	n/a	n/a
22	**TOTAL UNIT**	14	14	0	0	0	n/a	n/a	n/a	n/a	n/a							
Unit 23																		
23	Hunting/Trapping	48	27	3	1	17	n/a	n/a	n/a	n/a	n/a	n/a	n/a	n/a	n/a	n/a	n/a	n/a
23	**TOTAL UNIT**	48	27	3	1	17	n/a	n/a	n/a	n/a	n/a							
Unit 24																		
24	Hunting/Trapping	81	57	12	3	9	n/a	n/a	n/a	n/a	n/a	n/a	n/a	n/a	n/a	n/a	n/a	n/a
24	**TOTAL UNIT**	81	57	12	3	9	n/a	n/a	n/a	n/a	n/a							
Unit 25																		
25A	Hunting/Trapping	18	1	16	1	0	n/a	n/a	n/a	n/a	n/a	n/a	n/a	n/a	n/a	0.00	n/a	n/a
25B	Hunting/Trapping	12	3	9	0	0	n/a	n/a	n/a	n/a	n/a	n/a	n/a	n/a	0.00	0.00	n/a	n/a
25C	Hunting/Trapping	19	5	11	0	3	n/a	n/a	n/a	n/a	n/a	n/a	n/a	n/a	0.00	n/a	n/a	n/a
25D	Hunting/Trapping	19	14	4	1	0	n/a	n/a	n/a	n/a	n/a	n/a	n/a	n/a	n/a	0.00	n/a	n/a
25	**TOTAL UNIT**	68	23	40	2	3	n/a	n/a	n/a	n/a	n/a							

1993-94 HUNTER INFORMATION BY SPECIES: WOLF

GMU	TYPE	HUNT TOTAL	SUCCESSFUL HUNTERS				UNSUCCESSFUL HUNTERS					PERCENT SUCCESSFUL					EFFORT	
			UNIT RES	OTHER STATE RES	NON-RES	UNKN. RES	TOTAL	UNIT RES	OTHER STATE RES	NON-RES	UNKN. RES	TOTAL	UNIT RES	OTHER STATE RES	NON-RES	UNKN RES	TOTAL HUNTER DAYS	AVG. HUNTER EFFORT
Unit 26																		
26A	Hunting/Trapping	59	51	8	0	0	n/a	n/a	n/a	n/a	n/a	n/a	n/a	n/a	0.00	0.00	n/a	n/a
26B	Hunting/Trapping	31	0	28	1	2	n/a	n/a	n/a	n/a	n/a	n/a	0.00	n/a	n/a	n/a	n/a	n/a
26C	Hunting/Trapping	0	0	0	0	0	n/a	n/a	n/a	n/a	n/a	0.00	0.00	0.00	0.00	0.00	n/a	n/a
26	**TOTAL UNIT**	90	51	36	1	2	n/a	n/a	n/a	n/a	n/a							
TOTAL STATEWIDE		1477	816	440	29	192	n/a	n/a	n/a	n/a	n/a							

1993-94 HUNTER INFORMATION BY SPECIES: WOLVERINE

GMU	TYPE	SUCCESSFUL HUNTERS HUNT TOTAL	UNIT RES	OTHER STATE RES	NON-RES	UNKN. RES	UNSUCCESSFUL HUNTERS TOTAL	UNIT RES	OTHER STATE RES	NON-RES	UNKN. RES	PERCENT SUCCESSFUL TOTAL	UNIT RES	OTHER STATE RES	NON-RES	UNKN. RES	EFFORT TOTAL HUNTER DAYS	EFFORT AVG. HUNTER EFFORT
Unit 01																		
01A	Hunting/Trapping	1	0	0	0	1	n/a	n/a	n/a	n/a	n/a	n/a	0.00	0.00	0.00	n/a	n/a	n/a
01B	Hunting/Trapping	7	0	5	0	2	n/a	n/a	n/a	n/a	n/a	n/a	0.00	n/a	0.00	n/a	n/a	n/a
01C	Hunting/Trapping	4	3	1	0	0	n/a	n/a	n/a	n/a	n/a	n/a	n/a	n/a	0.00	0.00	n/a	n/a
01D	Hunting/Trapping	3	3	0	0	0	n/a	n/a	n/a	n/a	n/a	n/a	n/a	0.00	0.00	0.00	n/a	n/a
01	**TOTAL UNIT**	15	6	6	0	3	n/a	n/a	n/a	n/a	n/a							
Unit 02																		
02	Hunting/Trapping	0	0	0	0	0	n/a	n/a	n/a	n/a	n/a	0.00	0.00	0.00	0.00	0.00	n/a	n/a
02	**TOTAL UNIT**	0	0	0	0	0	n/a	n/a	n/a	n/a	n/a							
Unit 03																		
03	Hunting/Trapping	0	0	0	0	0	n/a	n/a	n/a	n/a	n/a	0.00	0.00	0.00	0.00	0.00	n/a	n/a
03	**TOTAL UNIT**	0	0	0	0	0	n/a	n/a	n/a	n/a	n/a							
Unit 05																		
05A	Hunting/Trapping	1	1	0	0	0	n/a	n/a	n/a	n/a	n/a	n/a	n/a	0.00	0.00	0.00	n/a	n/a
05B	Hunting/Trapping	0	0	0	0	0	n/a	n/a	n/a	n/a	n/a	0.00	0.00	0.00	0.00	0.00	n/a	n/a
05	**TOTAL UNIT**	1	1	0	0	0	n/a	n/a	n/a	n/a	n/a							
Unit 06																		
06A	Hunting/Trapping	0	0	0	0	0	n/a	n/a	n/a	n/a	n/a	0.00	0.00	0.00	0.00	0.00	n/a	n/a
06B	Hunting/Trapping	1	1	0	0	0	n/a	n/a	n/a	n/a	n/a	n/a	n/a	0.00	0.00	0.00	n/a	n/a
06C	Hunting/Trapping	7	7	0	0	0	n/a	n/a	n/a	n/a	n/a	n/a	n/a	0.00	0.00	0.00	n/a	n/a
06D	Hunting/Trapping	8	6	1	0	1	n/a	n/a	n/a	n/a	n/a	n/a	n/a	n/a	0.00	n/a	n/a	n/a
06	**TOTAL UNIT**	16	14	1	0	1	n/a	n/a	n/a	n/a	n/a							
Unit 07																		
07	Hunting/Trapping	9	4	5	0	0	n/a	n/a	n/a	n/a	n/a	n/a	n/a	n/a	0.00	0.00	n/a	n/a
07	**TOTAL UNIT**	9	4	5	0	0	n/a	n/a	n/a	n/a	n/a							
Unit 09																		
09A	Hunting/Trapping	3	0	3	0	0	n/a	n/a	n/a	n/a	n/a	n/a	0.00	n/a	0.00	0.00	n/a	n/a
09B	Hunting/Trapping	15	13	2	0	0	n/a	n/a	n/a	n/a	n/a	n/a	n/a	n/a	0.00	0.00	n/a	n/a
09C	Hunting/Trapping	6	5	1	0	0	n/a	n/a	n/a	n/a	n/a	n/a	n/a	n/a	0.00	0.00	n/a	n/a
09D	Hunting/Trapping	0	0	0	0	0	n/a	n/a	n/a	n/a	n/a	0.00	0.00	0.00	0.00	0.00	n/a	n/a
09E	Hunting/Trapping	7	2	4	1	0	n/a	n/a	n/a	n/a	n/a	n/a	n/a	n/a	n/a	0.00	n/a	n/a
09	**TOTAL UNIT**	31	20	10	1	0	n/a	n/a	n/a	n/a	n/a							
Unit 10																		
10	Hunting/Trapping	0	0	0	0	0	n/a	n/a	n/a	n/a	n/a	0.00	0.00	0.00	0.00	0.00	n/a	n/a
10	**TOTAL UNIT**	0	0	0	0	0	n/a	n/a	n/a	n/a	n/a							

1993-94 HUNTER INFORMATION BY SPECIES: WOLVERINE

		SUCCESSFUL HUNTERS					UNSUCCESSFUL HUNTERS					PERCENT SUCCESSFUL					EFFORT	
GMU	TYPE	HUNT TOTAL	UNIT RES	OTHER STATE RES	NON-RES	UNKN. RES	TOTAL	UNIT RES	OTHER STATE RES	NON-RES	UNKN. RES	TOTAL	UNIT RES	OTHER STATE RES	NON-RES	UNKN. RES	TOTAL HUNTER DAYS	AVG. HUNTER EFFORT
Unit 11																		
11	Hunting/Trapping	7	0	6	0	1	n/a	n/a	n/a	n/a	n/a	n/a	0.00	n/a	0.00	n/a	n/a	n/a
11	**TOTAL UNIT**	7	0	6	0	1	n/a	n/a	n/a	n/a	n/a							
Unit 12																		
12	Hunting/Trapping	21	16	5	0	0	n/a	n/a	n/a	n/a	n/a	n/a	n/a	n/a	0.00	0.00	n/a	n/a
12	**TOTAL UNIT**	21	16	5	0	0	n/a	n/a	n/a	n/a	n/a							
Unit 13																		
13A	Hunting/Trapping	5	0	5	0	0	n/a	n/a	n/a	n/a	n/a	n/a	0.00	n/a	0.00	0.00	n/a	n/a
13B	Hunting/Trapping	7	4	3	0	0	n/a	n/a	n/a	n/a	n/a	n/a	n/a	n/a	0.00	0.00	n/a	n/a
13C	Hunting/Trapping	1	1	0	0	0	n/a	n/a	n/a	n/a	n/a	n/a	n/a	0.00	0.00	0.00	n/a	n/a
13D	Hunting/Trapping	14	10	4	0	0	n/a	n/a	n/a	n/a	n/a	n/a	n/a	n/a	0.00	0.00	n/a	n/a
13E	Hunting/Trapping	7	4	3	0	0	n/a	n/a	n/a	n/a	n/a	n/a	n/a	n/a	0.00	0.00	n/a	n/a
13	**TOTAL UNIT**	34	19	15	0	0	n/a	n/a	n/a	n/a	n/a							
Unit 14																		
14A	Hunting/Trapping	7	5	0	0	2	n/a	n/a	n/a	n/a	n/a	n/a	n/a	0.00	0.00	n/a	n/a	n/a
14B	Hunting/Trapping	5	5	0	0	0	n/a	n/a	n/a	n/a	n/a	n/a	n/a	0.00	0.00	0.00	n/a	n/a
14C	Hunting/Trapping	1	1	0	0	0	n/a	n/a	n/a	n/a	n/a	n/a	n/a	0.00	0.00	0.00	n/a	n/a
14	**TOTAL UNIT**	13	11	0	0	2	n/a	n/a	n/a	n/a	n/a							
Unit 15																		
15B	Hunting/Trapping	0	0	0	0	0	n/a	n/a	n/a	n/a	n/a	0.00	0.00	0.00	0.00	0.00	n/a	n/a
15C	Hunting/Trapping	8	7	1	0	0	n/a	n/a	n/a	n/a	n/a	n/a	n/a	n/a	0.00	0.00	n/a	n/a
15	**TOTAL UNIT**	8	7	1	0	0	n/a	n/a	n/a	n/a	n/a							
Unit 16																		
16A	Hunting/Trapping	0	0	0	0	0	n/a	n/a	n/a	n/a	n/a	0.00	0.00	0.00	0.00	0.00	n/a	n/a
16B	Hunting/Trapping	12	2	9	1	0	n/a	n/a	n/a	n/a	n/a	n/a	n/a	n/a	n/a	0.00	n/a	n/a
16	**TOTAL UNIT**	12	2	9	1	0	n/a	n/a	n/a	n/a	n/a							
Unit 17																		
17A	Hunting/Trapping	2	2	0	0	0	n/a	n/a	n/a	n/a	n/a	n/a	n/a	0.00	0.00	0.00	n/a	n/a
17B	Hunting/Trapping	20	13	4	2	1	n/a	n/a	n/a	n/a	n/a	n/a	n/a	n/a	n/a	n/a	n/a	n/a
17C	Hunting/Trapping	3	3	0	0	0	n/a	n/a	n/a	n/a	n/a	n/a	n/a	0.00	0.00	0.00	n/a	n/a
17	**TOTAL UNIT**	25	18	4	2	1	n/a	n/a	n/a	n/a	n/a							
Unit 18																		
18	Hunting/Trapping	4	2	1	0	1	n/a	n/a	n/a	n/a	n/a	n/a	n/a	n/a	0.00	n/a	n/a	n/a
18	**TOTAL UNIT**	4	2	1	0	1	n/a	n/a	n/a	n/a	n/a							

1993-94 HUNTER INFORMATION BY SPECIES: WOLVERINE

GMU	TYPE	SUCCESSFUL HUNTERS HUNT TOTAL	UNIT RES	OTHER STATE RES	NON-RES	UNKN. RES	UNSUCCESSFUL HUNTERS TOTAL	UNIT RES	OTHER STATE RES	NON-RES	UNKN. RES	PERCENT SUCCESSFUL TOTAL	UNIT RES	OTHER STATE RES	NON-RES	UNKN. RES	EFFORT TOTAL HUNTER DAYS	EFFORT AVG. HUNTER EFFORT
Unit 19																		
19A	Hunting/Trapping	4	3	0	0	1	n/a	n/a	n/a	n/a	n/a	n/a	n/a	0.00	0.00	n/a	n/a	n/a
19B	Hunting/Trapping	7	1	4	0	2	n/a	n/a	n/a	n/a	n/a	n/a	n/a	n/a	0.00	n/a	n/a	n/a
19C	Hunting/Trapping	14	2	12	0	0	n/a	n/a	n/a	n/a	n/a	n/a	n/a	n/a	0.00	0.00	n/a	n/a
19D	Hunting/Trapping	7	2	4	1	0	n/a	n/a	n/a	n/a	n/a	n/a	n/a	n/a	n/a	0.00	n/a	n/a
19	**TOTAL UNIT**	32	8	20	1	3	n/a	n/a	n/a	n/a	n/a							
Unit 20																		
20A	Hunting/Trapping	16	15	1	0	0	n/a	n/a	n/a	n/a	n/a	n/a	n/a	n/a	0.00	0.00	n/a	n/a
20B	Hunting/Trapping	13	12	1	0	0	n/a	n/a	n/a	n/a	n/a	n/a	n/a	n/a	0.00	0.00	n/a	n/a
20C	Hunting/Trapping	4	4	0	0	0	n/a	n/a	n/a	n/a	n/a	n/a	n/a	0.00	0.00	0.00	n/a	n/a
20D	Hunting/Trapping	9	9	0	0	0	n/a	n/a	n/a	n/a	n/a	n/a	n/a	0.00	0.00	0.00	n/a	n/a
20E	Hunting/Trapping	10	1	9	0	0	n/a	n/a	n/a	n/a	n/a	n/a	n/a	n/a	0.00	0.00	n/a	n/a
20F	Hunting/Trapping	2	1	1	0	0	n/a	n/a	n/a	n/a	n/a	n/a	n/a	n/a	0.00	0.00	n/a	n/a
20	**TOTAL UNIT**	54	42	12	0	0	n/a	n/a	n/a	n/a	n/a							
Unit 21																		
21A	Hunting/Trapping	15	2	13	0	0	n/a	n/a	n/a	n/a	n/a	n/a	n/a	n/a	0.00	0.00	n/a	n/a
21B	Hunting/Trapping	9	8	1	0	0	n/a	n/a	n/a	n/a	n/a	n/a	n/a	n/a	0.00	0.00	n/a	n/a
21C	Hunting/Trapping	0	0	0	0	0	n/a	n/a	n/a	n/a	n/a	0.00	0.00	0.00	0.00	0.00	n/a	n/a
21D	Hunting/Trapping	16	16	0	0	0	n/a	n/a	n/a	n/a	n/a	n/a	n/a	0.00	0.00	0.00	n/a	n/a
21E	Hunting/Trapping	4	2	2	0	0	n/a	n/a	n/a	n/a	n/a	n/a	n/a	n/a	0.00	0.00	n/a	n/a
21	**TOTAL UNIT**	44	28	16	0	0	n/a	n/a	n/a	n/a	n/a							
Unit 22																		
22A	Hunting/Trapping	4	4	0	0	0	n/a	n/a	n/a	n/a	n/a	n/a	n/a	0.00	0.00	0.00	n/a	n/a
22B	Hunting/Trapping	7	7	0	0	0	n/a	n/a	n/a	n/a	n/a	n/a	n/a	0.00	0.00	0.00	n/a	n/a
22C	Hunting/Trapping	2	2	0	0	0	n/a	n/a	n/a	n/a	n/a	n/a	n/a	0.00	0.00	0.00	n/a	n/a
22D	Hunting/Trapping	3	3	0	0	0	n/a	n/a	n/a	n/a	n/a	n/a	n/a	0.00	0.00	0.00	n/a	n/a
22E	Hunting/Trapping	4	4	0	0	0	n/a	n/a	n/a	n/a	n/a	n/a	n/a	0.00	0.00	0.00	n/a	n/a
22	**TOTAL UNIT**	20	20	0	0	0	n/a	n/a	n/a	n/a	n/a							
Unit 23																		
23	Hunting/Trapping	19	10	1	0	8	n/a	n/a	n/a	n/a	n/a	n/a	n/a	n/a	0.00	n/a	n/a	n/a
23	**TOTAL UNIT**	19	10	1	0	8	n/a	n/a	n/a	n/a	n/a							
Unit 24																		
24	Hunting/Trapping	27	15	3	0	9	n/a	n/a	n/a	n/a	n/a	n/a	n/a	n/a	0.00	n/a	n/a	n/a
24	**TOTAL UNIT**	27	15	3	0	9	n/a	n/a	n/a	n/a	n/a							

1993-94 HUNTER INFORMATION BY SPECIES: WOLVERINE

GMU	TYPE	HUNT	SUCCESSFUL HUNTERS TOTAL	UNIT RES	OTHER STATE RES	NON-RES	UNKN. RES	UNSUCCESSFUL HUNTERS TOTAL	UNIT RES	OTHER STATE RES	NON-RES	UNKN. RES	PERCENT SUCCESSFUL TOTAL	UNIT RES	OTHER STATE RES	NON-RES	UNKN. RES	EFFORT TOTAL HUNTER DAYS	EFFORT AVG. HUNTER EFFORT
Unit 25																			
25A	Hunting/Trapping	16	15	0	1	0	n/a	n/a	n/a	n/a	n/a	n/a	n/a	0.00	n/a	0.00	n/a	n/a	
25B	Hunting/Trapping	13	12	1	0	0	n/a	n/a	n/a	n/a	n/a	n/a	n/a	n/a	0.00	0.00	n/a	n/a	
25C	Hunting/Trapping	7	3	4	0	0	n/a	n/a	n/a	n/a	n/a	n/a	n/a	n/a	0.00	0.00	n/a	n/a	
25D	Hunting/Trapping	13	11	2	0	0	n/a	n/a	n/a	n/a	n/a	n/a	n/a	n/a	0.00	0.00	n/a	n/a	
25	**TOTAL UNIT**	49	41	7	1	0	n/a	n/a	n/a	n/a	n/a								
Unit 26																			
26A	Hunting/Trapping	14	11	2	1	0	n/a	n/a	n/a	n/a	n/a	n/a	n/a	n/a	n/a	0.00	n/a	n/a	
26B	Hunting/Trapping	11	0	11	0	0	n/a	n/a	n/a	n/a	n/a	n/a	0.00	n/a	0.00	0.00	n/a	n/a	
26C	Hunting/Trapping	1	1	0	0	0	n/a	n/a	n/a	n/a	n/a	n/a	n/a	0.00	0.00	0.00	n/a	n/a	
26	**TOTAL UNIT**	26	12	13	1	0	n/a	n/a	n/a	n/a	n/a								
TOTAL STATEWIDE		467	296	135	7	29	n/a	n/a	n/a	n/a	n/a								

GMU/SUBUNIT



1993-94 HARVEST INFORMATION BY UNIT/SUBUNIT: UNIT 01

SPECIES	TYPE	HUNT	TOTAL HARVEST	SEX MALE	SEX FEMALE	SEX UNKNOWN	DLP	UNREPORTED ILLEGAL	AVERAGE HORN LGTH./ ANTLER WIDTH	COMMENTS
Unit/Subunit 01A										
BEAVER	Trapping		28	0	0	28		n/a		
BLACK BEAR	General Season		50	46	4	0		0		
BROWN BEAR	Registration	RB062	0	0	0	0		0		
BROWN BEAR	Registration	RB072	4	3	1	0		0		
BROWN BEAR	**TOTAL SUBUNIT**		4	3	1	0		0		
DEER	General Season		516	516	0	0		n/a		Data estimated from hunter surveys
LYNX	Hunting/Trapping		0	0	0	0		n/a		
MARTEN	Trapping		42	31	11	0		n/a		
MOOSE	Registration	RM022	3	3	0	0		0	27.6	
MT. GOAT	Registration	RG001	41	24	17	0		0	n/a	
MT. GOAT	Registration	RG002	3	1	2	0		0	n/a	
MT. GOAT	**TOTAL SUBUNIT**		44	25	19	0		0		
OTTER	Trapping		112	69	43	0		n/a		
WOLF	Hunting/Trapping		32	18	14	0		n/a		
WOLVERINE	Hunting/Trapping		1	1	0	0		n/a		
Unit/Subunit 01B										
BEAVER	Trapping		3	0	0	3		n/a		
BLACK BEAR	General Season		13	9	4	0		0		
BROWN BEAR	Registration	RB062	2	1	1	0		0		
BROWN BEAR	Registration	RB072	1	1	0	0		0		
BROWN BEAR	**TOTAL SUBUNIT**		3	2	1	0		0		
DEER	General Season		185	164	21	0		n/a		Data estimated from hunter surveys
LYNX	Hunting/Trapping		0	0	0	0		n/a		
MARTEN	Trapping		152	92	57	3		n/a		
MOOSE	Federal	RM031	10	10	0	0		n/a	45.0	
MOOSE	Registration	RM033	14	14	0	0		0	n/a	
MOOSE	Registration	RM035	27	27	0	0		0	n/a	
MOOSE	**TOTAL SUBUNIT**		51	51	0	0		0		
MT. GOAT	Registration	RG001	11	5	6	0		0	n/a	
MT. GOAT	Registration	RG004	25	19	6	0		0	n/a	
MT. GOAT	Federal	RG005	1	1	0	0		n/a	n/a	
MT. GOAT	**TOTAL SUBUNIT**		37	25	12	0		n/a		
OTTER	Trapping		21	14	7	0		n/a		
WOLF	Hunting/Trapping		17	9	8	0		n/a		
WOLVERINE	Hunting/Trapping		7	5	1	1		n/a		
Unit/Subunit 01C										
BEAVER	Trapping		25	0	0	25		n/a		7 trappers took 25 beavers
BLACK BEAR	DLP						1	0		
BLACK BEAR	General Season		56	52	4	0		0		
BLACK BEAR	**TOTAL SUBUNIT**		56	52	4	0	1	0		
BROWN BEAR	Registration	RB062	2	2	0	0		0		
BROWN BEAR	Registration	RB072	5	2	3	0		0		
BROWN BEAR	**TOTAL SUBUNIT**		7	4	3	0		0		
DEER	General Season		579	302	277	0		n/a		Data estimated from hunter surveys

1993-94 HARVEST INFORMATION BY UNIT/SUBUNIT: UNIT 01

SPECIES	TYPE	HUNT	TOTAL HARVEST	SEX MALE	SEX FEMALE	SEX UNKNOWN	DLP	UNREPORTED ILLEGAL	AVERAGE HORN LGTH./ ANTLER WIDTH	COMMENTS
Unit/Subunit 01C										
LYNX	Hunting/Trapping		5	2	2	1		n/a		2 trappers took 5 lynx. Transportation data reflect mode of transport for each animal taken
MARTEN	Trapping		44	31	13	0		n/a		
MOOSE	Drawing	DM041	7	7	0	0		0	n/a	
MOOSE	Drawing	DM042	7	0	7	0		0	n/a	
MOOSE	Registration	RM046	47	47	0	0		0	n/a	
MOOSE	**TOTAL SUBUNIT**		61	54	7	0		0		
MT. GOAT	Registration	RG012/13	48	35	13	0		0	n/a	
OTTER	Trapping		13	3	9	1		n/a		6 trappers took 13 otters
WOLF	Hunting/Trapping		13	8	5	0		n/a		7 trappers took 13 wolves
WOLVERINE	Hunting/Trapping		6	4	2	0		n/a		4 trappers took 6 wolverines
Unit/Subunit 01D										
BLACK BEAR	General Season		19	13	6	0		0		
BROWN BEAR	DLP						1	0		
BROWN BEAR	Registration	RB062	8	6	2	0		0		
BROWN BEAR	Registration	RB072	3	3	0	0		0		
BROWN BEAR	**TOTAL SUBUNIT**		11	9	2	0	1	0		
DEER	General Season		8	6	2	0		n/a		Data estimated from hunter surveys
LYNX	Hunting/Trapping		8	0	3	5		n/a		3 trappers took 8 lynx
MARTEN	Trapping		17	13	2	2		n/a		
MOOSE	Tier II	TM059	24	24	0	0		1	45.1	3 of the bulls were sublegal-all were reported by hunters; 1 cow found dead-no hunter identified
MT. GOAT	Registration	RG025/26	25	15	8	2		0	n/a	
OTTER	Trapping		3	0	1	2		n/a		Transportation data reflect mode of transport for each animal taken
WOLF	Hunting/Trapping		1	1	0	0		n/a		
WOLVERINE	Hunting/Trapping		10	7	3	0		n/a		3 trappers took 10 wolverines

1993-94 HARVEST INFORMATION BY UNIT/SUBUNIT: UNIT 01

SPECIES	TYPE	TOTAL HARVEST	SEX MALE	SEX FEMALE	SEX UNKNOWN	UNREPORTED DLP	UNREPORTED ILLEGAL
UNIT 01 TOTALS FOR SPECIES AND HUNT TYPE							
BEAVER	Trapping	56	0	0	56		n/a
BLACK BEAR	DLP					1	0
BLACK BEAR	General Season	138	120	18	0		0
BROWN BEAR	DLP					1	0
BROWN BEAR	Registration	25	18	7	0		0
DEER	General Season	1288	988	300	0		n/a
LYNX	Hunting/Trapping	13	2	5	6		n/a
MARTEN	Trapping	255	167	83	5		n/a
MOOSE	Drawing	14	7	7	0		0
MOOSE	Federal	10	10	0	0		n/a
MOOSE	Registration	91	91	0	0		0
MOOSE	Tier II	24	24	0	0		1
MT. GOAT	Federal	1	1	0	0		n/a
MT. GOAT	Registration	153	99	52	2		0
OTTER	Trapping	149	86	60	3		n/a
WOLF	Hunting/Trapping	63	36	27	0		n/a
WOLVERINE	Hunting/Trapping	24	17	6	1		n/a
UNIT 01 TOTALS							
BEAVER	**TOTAL UNIT**	56	0	0	56		n/a
BLACK BEAR	**TOTAL UNIT**	138	120	18	0	1	0
BROWN BEAR	**TOTAL UNIT**	25	18	7	0	1	0
DEER	**TOTAL UNIT**	1288	988	300	0		0
LYNX	**TOTAL UNIT**	13	2	5	6		n/a
MARTEN	**TOTAL UNIT**	255	167	83	5		n/a
MOOSE	**TOTAL UNIT**	139	132	7	0		1
MT. GOAT	**TOTAL UNIT**	154	100	52	2		0
OTTER	**TOTAL UNIT**	149	86	60	3		n/a
WOLF	**TOTAL UNIT**	63	36	27	0		n/a
WOLVERINE	**TOTAL UNIT**	24	17	6	1		n/a

1993-94 HARVEST INFORMATION BY UNIT/SUBUNIT: UNIT 02

SPECIES	TYPE	HUNT	TOTAL HARVEST	SEX MALE	SEX FEMALE	SEX UNKNOWN	DLP	UNREPORTED ILLEGAL	AVERAGE HORN LGTH./ ANTLER WIDTH	COMMENTS
Unit/Subunit 02										
BEAVER	Trapping		204	0	0	204		n/a		
BLACK BEAR	General Season		220	165	50	5		0		
DEER	General Season		2807	2746	61	0		n/a		Data estimated from hunter surveys
LYNX	Hunting/Trapping		0	0	0	0		n/a		
MARTEN	Trapping		656	382	242	32		n/a		
OTTER	Trapping		108	64	43	1		n/a		
WOLF	Hunting/Trapping		103	46	54	3		n/a		
WOLVERINE	Hunting/Trapping		0	0	0	0		n/a		
UNIT 02 TOTALS FOR SPECIES AND HUNT TYPE										
BEAVER	Trapping		204	0	0	204		n/a		
BLACK BEAR	General Season		220	165	50	5		0		
DEER	General Season		2807	2746	61	0		n/a		
LYNX	Hunting/Trapping		0	0	0	0		n/a		
MARTEN	Trapping		656	382	242	32		n/a		
OTTER	Trapping		108	64	43	1		n/a		
WOLF	Hunting/Trapping		103	46	54	3		n/a		
WOLVERINE	Hunting/Trapping		0	0	0	0		n/a		
UNIT 02 TOTALS										
BEAVER	**TOTAL UNIT**		204	0	0	204		n/a		
BLACK BEAR	**TOTAL UNIT**		220	165	50	5	0	0		
DEER	**TOTAL UNIT**		2807	2746	61	0		0		
LYNX	**TOTAL UNIT**		0	0	0	0		n/a		
MARTEN	**TOTAL UNIT**		656	382	242	32		n/a		
OTTER	**TOTAL UNIT**		108	64	43	1		n/a		
WOLF	**TOTAL UNIT**		103	46	54	3		n/a		
WOLVERINE	**TOTAL UNIT**		0	0	0	0		n/a		

1993-94 HARVEST INFORMATION BY UNIT/SUBUNIT: UNIT 03

SPECIES	TYPE	HUNT	TOTAL HARVEST	SEX			DLP	UNREPORTED ILLEGAL	AVERAGE HORN LGTH./ ANTLER WIDTH	COMMENTS
				MALE	FEMALE	UNKNOWN				
Unit/Subunit 03										
BEAVER	Trapping		55	0	0	55		n/a		
BLACK BEAR	DLP						4	0		
BLACK BEAR	General Season		229	177	49	3		0		
DEER	General Season		671	620	51	0		n/a		Data estimated from hunter surveys
DEER	Registration	RD606	154	154	0	0		n/a		
LYNX	Hunting/Trapping		0	0	0	0		n/a		
MARTEN	Trapping		177	118	58	1		n/a		
MOOSE	Registration	RM035	13	13	0	0		0	n/a	
OTTER	Trapping		82	53	29	0		n/a		
WOLF	Hunting/Trapping		48	27	19	2		n/a		
WOLVERINE	Hunting/Trapping		0	0	0	0		n/a		
UNIT 03 TOTALS FOR SPECIES AND HUNT TYPE										
BEAVER	Trapping		55	0	0	55		n/a		
BLACK BEAR	DLP						4	0		
BLACK BEAR	General Season		229	177	49	3		0		
DEER	General Season		671	620	51	0		n/a		
DEER	Registration		154	154	0	0		n/a		
LYNX	Hunting/Trapping		0	0	0	0		n/a		
MARTEN	Trapping		177	118	58	1		n/a		
MOOSE	Registration		13	13	0	0		0		
OTTER	Trapping		82	53	29	0		n/a		
WOLF	Hunting/Trapping		48	27	19	2		n/a		
WOLVERINE	Hunting/Trapping		0	0	0	0		n/a		
UNIT 03 TOTALS										
BEAVER	**TOTAL UNIT**		55	0	0	55		n/a		
BLACK BEAR	**TOTAL UNIT**		229	177	49	3	4	0		
DEER	**TOTAL UNIT**		825	774	51	0		0		
LYNX	**TOTAL UNIT**		0	0	0	0		n/a		
MARTEN	**TOTAL UNIT**		177	118	58	1		n/a		
MOOSE	**TOTAL UNIT**		13	13	0	0		0		
OTTER	**TOTAL UNIT**		82	53	29	0		n/a		
WOLF	**TOTAL UNIT**		48	27	19	2		n/a		
WOLVERINE	**TOTAL UNIT**		0	0	0	0		n/a		

1993-94 HARVEST INFORMATION BY UNIT/SUBUNIT: UNIT 04

SPECIES	TYPE	HUNT	TOTAL HARVEST	SEX MALE	SEX FEMALE	SEX UNKNOWN	DLP	UNREPORTED ILLEGAL	AVERAGE HORN LGTH./ ANTLER WIDTH	COMMENTS
Unit/Subunit 04										
BEAVER	Trapping		0	0	0	0		n/a		
BROWN BEAR	DLP						4	0		
BROWN BEAR	Registration	RB078	9	6	3	0		0		
BROWN BEAR	Registration	RB079	19	9	10	0		0		
BROWN BEAR	Registration	RB087	8	7	1	0		0		
BROWN BEAR	Registration	RB088	9	7	2	0		0		
BROWN BEAR	Registration	RB089	58	38	20	0		0		
DEER	General Season		8523	5989	2534	0		n/a		Data estimated from hunter surveys
MARTEN	Trapping		398	240	157	1		n/a		
MT. GOAT	Registration	RG150	57	42	15	0		0	n/a	
OTTER	Trapping		63	36	27	0		n/a		
UNIT 04 TOTALS FOR SPECIES AND HUNT TYPE										
BEAVER	Trapping		0	0	0	0		n/a		
BROWN BEAR	DLP						4	0		
BROWN BEAR	Registration		103	67	36	0		0		
DEER	General Season		8523	5989	2534	0		n/a		
MARTEN	Trapping		398	240	157	1		n/a		
MT. GOAT	Registration		57	42	15	0		0		
OTTER	Trapping		63	36	27	0		n/a		
UNIT 04 TOTALS										
BEAVER	**TOTAL UNIT**		0	0	0	0		n/a		
BROWN BEAR	**TOTAL UNIT**		103	67	36	0	4	0		
DEER	**TOTAL UNIT**		8523	5989	2534	0		0		
MARTEN	**TOTAL UNIT**		398	240	157	1		n/a		
MT. GOAT	**TOTAL UNIT**		57	42	15	0		0		
OTTER	**TOTAL UNIT**		63	36	27	0		n/a		

1993-94 HARVEST INFORMATION BY UNIT/SUBUNIT: UNIT 05

SPECIES	TYPE	HUNT	TOTAL HARVEST	SEX MALE	SEX FEMALE	SEX UNKNOWN	DLP	UNREPORTED ILLEGAL	AVERAGE HORN LGTH./ ANTLER WIDTH	COMMENTS
Unit/Subunit 05A										
BEAVER	Trapping		9	0	0	9		n/a		2 trappers took 9 beavers
BLACK BEAR	General Season		10	8	2	0		0		
BROWN BEAR	General Season		26	16	10	0		0		2 hunters did not report days hunted
DEER	General Season		3	3	0	0		n/a		Data estimated from hunter surveys
LYNX	Hunting/Trapping		9	4	5	0		n/a		3 trappers took 9 lynx. Transportation data reflect mode of transport for each animal taken
MARTEN	Trapping		74	34	40	0		n/a		5 trappers took 74 marten
MOOSE	Registration	RM061	51	51	0	0		3	n/a	Unreported = 1 unclaimed bull (unsalvageable wounding loss) and 2 unclaimed illegal cows
OTTER	Trapping		7	3	4	0		n/a		1 trapper took 7 otters
WOLF	Hunting/Trapping		11	7	4	0		n/a		5 trappers took 11 wolves
WOLVERINE	Hunting/Trapping		1	0	1	0		n/a		
Unit/Subunit 05B										
BEAVER	Trapping		0	0	0	0		n/a		
BLACK BEAR	General Season		0	0	0	0		0		
BROWN BEAR	General Season		4	3	1	0		0		
LYNX	Hunting/Trapping		0	0	0	0		n/a		
MARTEN	Trapping		0	0	0	0		n/a		
MOOSE	Registration	RM062	15	15	0	0		0	n/a	
OTTER	Trapping		0	0	0	0		n/a		
WOLF	Hunting/Trapping		1	1	0	0		n/a		
WOLVERINE	Hunting/Trapping		0	0	0	0		n/a		
Unit/Subunit 05Z										
MT. GOAT	Registration	RG170	6	4	2	0		0	n/a	

1993-94 HARVEST INFORMATION BY UNIT/SUBUNIT: UNIT 05

SPECIES	TYPE	TOTAL HARVEST	SEX MALE	SEX FEMALE	SEX UNKNOWN	UNREPORTED DLP	UNREPORTED ILLEGAL
UNIT 05 TOTALS FOR SPECIES AND HUNT TYPE							
BEAVER	Trapping	9	0	0	9		n/a
BLACK BEAR	General Season	10	8	2	0		0
BROWN BEAR	General Season	30	19	11	0		0
DEER	General Season	3	3	0	0		n/a
LYNX	Hunting/Trapping	9	4	5	0		n/a
MARTEN	Trapping	74	34	40	0		n/a
MOOSE	Registration	66	66	0	0		3
MT. GOAT	Registration	6	4	2	0		0
OTTER	Trapping	7	3	4	0		n/a
WOLF	Hunting/Trapping	12	8	4	0		n/a
WOLVERINE	Hunting/Trapping	1	0	1	0		n/a
UNIT 05 TOTALS							
BEAVER	**TOTAL UNIT**	9	0	0	9		n/a
BLACK BEAR	**TOTAL UNIT**	10	8	2	0	0	0
BROWN BEAR	**TOTAL UNIT**	30	19	11	0	0	0
DEER	**TOTAL UNIT**	3	3	0	0		0
LYNX	**TOTAL UNIT**	9	4	5	0		n/a
MARTEN	**TOTAL UNIT**	74	34	40	0		n/a
MOOSE	**TOTAL UNIT**	66	66	0	0		3
MT. GOAT	**TOTAL UNIT**	6	4	2	0		0
OTTER	**TOTAL UNIT**	7	3	4	0		n/a
WOLF	**TOTAL UNIT**	12	8	4	0		n/a
WOLVERINE	**TOTAL UNIT**	1	0	1	0		n/a

1993-94 HARVEST INFORMATION BY UNIT/SUBUNIT: UNIT 06

SPECIES	TYPE	HUNT	TOTAL HARVEST	SEX MALE	SEX FEMALE	SEX UNKNOWN	DLP	UNREPORTED ILLEGAL	AVERAGE HORN LGTH./ ANTLER WIDTH	COMMENTS
Unit/Subunit 06A										
BEAVER	Trapping		0	0	0	0		n/a		
BLACK BEAR	General Season		11	11	0	0		0		
BROWN BEAR	DLP						1	0		
BROWN BEAR	General Season		5	3	2	0		0		
BROWN BEAR	**TOTAL SUBUNIT**		5	3	2	0	1	0		
DEER	General Season		0	0	0	0		n/a		No reported harvest or effort
LYNX	Hunting/Trapping		0	0	0	0		n/a		
MARTEN	Trapping		n/a	n/a	n/a	n/a		n/a		No sealing required in GMU 6
MOOSE	General Season		67	44	23	0		0	54.8	
MOOSE	Registration	RM160	21	21	0	0		0	48.3	
MOOSE	Drawing	DM162	4	0	4	0		0	n/a	
MOOSE	**TOTAL SUBUNIT**		92	65	27	0		0		
MT. GOAT	Registration	RG204	6	3	3	0		0	8.76	
MT. GOAT	Registration	RG206	3	2	1	0		0	8.0	
MT. GOAT	Registration	RG226	0	0	0	0		0	0.00	Hunt held, no effort
MT. GOAT	**TOTAL SUBUNIT**		9	5	4	0		0		
OTTER	Trapping		0	0	0	0		n/a		
WOLF	Hunting/Trapping		2	2	0	0		n/a		
WOLVERINE	Hunting/Trapping		0	0	0	0		n/a		
Unit/Subunit 06B										
BEAVER	Trapping		0	0	0	0		n/a		
BLACK BEAR	General Season		3	2	1	0		0		
BROWN BEAR	General Season		1	0	1	0		0		
DEER	General Season		0	0	0	0		n/a		No reported harvest or effort
LYNX	Hunting/Trapping		0	0	0	0		n/a		
MARTEN	Trapping		n/a	n/a	n/a	n/a		n/a		No sealing required in GMU 6
MOOSE	Registration	RM164	27	27	0	0		0	45.0	
MOOSE	Drawing	DM166	16	0	16	0		0	n/a	
MOOSE	**TOTAL SUBUNIT**		43	27	16	0		0		
MT. GOAT	Registration	RG220	0	0	0	0		0	0.00	Hunt held, no effort
MT. GOAT	Registration	RG226	5	5	0	0		0	8.9	
MT. GOAT	**TOTAL SUBUNIT**		5	5	0	0		0		
OTTER	Trapping		0	0	0	0		n/a		
WOLF	Hunting/Trapping		0	0	0	0		n/a		
WOLVERINE	Hunting/Trapping		1	1	0	0		n/a		
Unit/Subunit 06C										
BEAVER	Trapping		44	0	0	44		n/a		
BLACK BEAR	General Season		15	12	3	0		0		
BROWN BEAR	General Season		0	0	0	0		0		
DEER	General Season		21	16	5	0		n/a		Data estimated from hunter surveys
LYNX	Hunting/Trapping		0	0	0	0		n/a		
MARTEN	Trapping		n/a	n/a	n/a	n/a		n/a		No sealing required in GMU 6
MOOSE	Drawing	DM167	18	18	0	0		0	42.2	
MOOSE	Drawing	DM168	10	0	10	0		0	n/a	
MOOSE	**TOTAL SUBUNIT**		28	18	10	0		0		

1993-94 HARVEST INFORMATION BY UNIT/SUBUNIT: UNIT 06

SPECIES	TYPE	HUNT	TOTAL HARVEST	SEX MALE	SEX FEMALE	SEX UNKNOWN	DLP	UNREPORTED ILLEGAL	AVERAGE HORN LGTH./ ANTLER WIDTH	COMMENTS
Unit/Subunit 06C										
OTTER	Trapping		12	8	2	2		n/a		
WOLF	Hunting/Trapping		0	0	0	0		n/a		
WOLVERINE	Hunting/Trapping		7	4	2	1		n/a		
Unit/Subunit 06D										
BEAVER	Trapping		0	0	0	0		n/a		
BLACK BEAR	DLP						2	0		
BLACK BEAR	General Season		116	90	25	1		0		
BLACK BEAR	**TOTAL SUBUNIT**		116	90	25	1	2	0		
BROWN BEAR	General Season		15	12	3	0		0		
DEER	General Season		1246	827	419	0		n/a		Data estimated from hunter surveys
LYNX	Hunting/Trapping		0	0	0	0		n/a		
MARTEN	Trapping		n/a	n/a	n/a	n/a		n/a		No sealing required in GMU 6
MOOSE	General Season		0	0	0	0		0	0.00	
MT. GOAT	Federal	RG221	3	2	1	0		n/a	n/a	
MT. GOAT	Registration	RG242	9	7	2	0		0	8.19	
MT. GOAT	Registration	RG249	16	12	4	0		0	8.28	
MT. GOAT	Registration	RG252	3	2	1	0		0	7.76	
MT. GOAT	Registration	RG266	10	4	6	0		0	8.63	
MT. GOAT	**TOTAL SUBUNIT**		41	27	14	0		0		
OTTER	Trapping		31	13	8	10		n/a		
WOLF	Hunting/Trapping		0	0	0	0		n/a		
WOLVERINE	Hunting/Trapping		8	5	3	0		n/a		

1993-94 HARVEST INFORMATION BY UNIT/SUBUNIT: UNIT 06

SPECIES	TYPE	TOTAL HARVEST	SEX			UNREPORTED	
			MALE	FEMALE	UNKNOWN	DLP	ILLEGAL
UNIT 06 TOTALS FOR SPECIES AND HUNT TYPE							
BEAVER	Trapping	44	0	0	44		n/a
BLACK BEAR	DLP					2	0
BLACK BEAR	General Season	145	115	29	1		0
BROWN BEAR	DLP					1	0
BROWN BEAR	General Season	21	15	6	0		0
DEER	General Season	1267	843	424	0		n/a
LYNX	Hunting/Trapping	0	0	0	0		n/a
MARTEN	Trapping	n/a	n/a	n/a	n/a		n/a
MOOSE	Drawing	48	18	30	0		0
MOOSE	General Season	67	44	23	0		0
MOOSE	Registration	48	48	0	0		0
MT. GOAT	Federal	3	2	1	0		n/a
MT. GOAT	Registration	52	35	17	0		0
OTTER	Trapping	43	21	10	12		n/a
WOLF	Hunting/Trapping	2	2	0	0		n/a
WOLVERINE	Hunting/Trapping	16	10	5	1		n/a
UNIT 06 TOTALS							
BEAVER	**TOTAL UNIT**	44	0	0	44		n/a
BLACK BEAR	**TOTAL UNIT**	145	115	29	1	2	0
BROWN BEAR	**TOTAL UNIT**	21	15	6	0	1	0
DEER	**TOTAL UNIT**	1267	843	424	0		0
LYNX	**TOTAL UNIT**	0	0	0	0		n/a
MARTEN	**TOTAL UNIT**	n/a	n/a	n/a	n/a		n/a
MOOSE	**TOTAL UNIT**	163	110	53	0		0
MT. GOAT	**TOTAL UNIT**	55	37	18	0		0
OTTER	**TOTAL UNIT**	43	21	10	12		n/a
WOLF	**TOTAL UNIT**	2	2	0	0		n/a
WOLVERINE	**TOTAL UNIT**	16	10	5	1		n/a

1993-94 HARVEST INFORMATION BY UNIT/SUBUNIT: UNIT 07

SPECIES	TYPE	HUNT	TOTAL HARVEST	SEX			DLP	UNREPORTED ILLEGAL	AVERAGE HORN LGTH./ ANTLER WIDTH	COMMENTS
				MALE	FEMALE	UNKNOWN				
Unit/Subunit 07										
BEAVER	Trapping		80	0	0	80		n/a		
BLACK BEAR	DLP						2	0		
BLACK BEAR	General Season		90	70	19	1		0		
BROWN BEAR	DLP						1	0		
BROWN BEAR	General Season		3	3	0	0		0		
CARIBOU	Drawing	DC001	29	19	10	0		0		See also Kenai Mts Herd summary
LYNX	Hunting/Trapping		0	0	0	0		n/a		
MARTEN	Trapping		33	25	7	1		n/a		
MOOSE	General Season		62	60	1	1		0	36.5	
MOOSE	Drawing	DM210	10	10	0	0		0	35.2	
MOOSE	Drawing	DM211	8	0	8	0		0	n/a	
MT. GOAT	Drawing	DG331	2	0	2	0		0	9.9	
MT. GOAT	Drawing	DG333	1	0	1	0		0	9.7	
MT. GOAT	Registration	RG333	5	3	2	0		0	9.0	
MT. GOAT	**TOTAL HUNT**	G333	6	3	3	0		0		
MT. GOAT	Drawing	DG334	3	2	1	0		0	7.9	
MT. GOAT	Drawing	DG335	3	2	1	0		0	8.0	
MT. GOAT	Drawing	DG336	6	2	4	0		0	8.2	
MT. GOAT	Registration	RG336	5	2	3	0		0	9.4	
MT. GOAT	**TOTAL HUNT**	G336	11	4	7	0		0		
MT. GOAT	Drawing	DG337	1	1	0	0		0	8.7	
MT. GOAT	Drawing	DG338	1	1	0	0		0	9.5	
MT. GOAT	Drawing	DG339	1	1	0	0		0	9.2	
MT. GOAT	Drawing	DG340	4	3	1	0		0	9.2	
MT. GOAT	Registration	RG340	2	2	0	0		0	9.9	
MT. GOAT	**TOTAL HUNT**	G340	6	5	1	0		0		
MT. GOAT	Drawing	DG341	2	1	1	0		0	8.8	
MT. GOAT	Drawing	DG342	8	5	3	0		0	7.7	
MT. GOAT	Drawing	DG343	6	3	3	0		0	9.3	
MT. GOAT	Drawing	DG344	0	0	0	0		0	0.00	
MT. GOAT	Registration	RG344	3	3	0	0		0	9.1	
MT. GOAT	**TOTAL HUNT**	G344	3	3	0	0		0		
MT. GOAT	Drawing	DG345	10	4	6	0		0	8.8	
MT. GOAT	Drawing	DG346	8	5	3	0		0	8.2	
MT. GOAT	Drawing	DG347	3	1	2	0		0	9.17	
MT. GOAT	Registration	RG347	8	4	4	0		0	8.5	
MT. GOAT	**TOTAL HUNT**	G347	11	5	6	0		0		
MT. GOAT	Drawing	DG352	9	8	1	0		0	9.07	
MT. GOAT	Registration	RG352	3	2	1	0		0	9.46	
MT. GOAT	**TOTAL HUNT**	G352	12	10	2	0		0		
OTTER	Trapping		21	11	9	1		n/a		
SHEEP	General Season		7	7	0	0		0	36.9	
WOLF	Hunting/Trapping		6	4	2	0		n/a		
WOLVERINE	Hunting/Trapping		9	7	2	0		n/a		

1993-94 HARVEST INFORMATION BY UNIT/SUBUNIT: UNIT 07

SPECIES	TYPE	TOTAL HARVEST	SEX			UNREPORTED	
			MALE	FEMALE	UNKNOWN	DLP	ILLEGAL
UNIT 07 TOTALS FOR SPECIES AND HUNT TYPE							
BEAVER	Trapping	80	0	0	80		n/a
BLACK BEAR	DLP					2	0
BLACK BEAR	General Season	90	70	19	1		0
BROWN BEAR	DLP					1	0
BROWN BEAR	General Season	3	3	0	0		0
CARIBOU	Drawing	29	19	10	0		0
LYNX	Hunting/Trapping	0	0	0	0		n/a
MARTEN	Trapping	33	25	7	1		n/a
MOOSE	Drawing	18	10	8	0		0
MOOSE	General Season	62	60	1	1		0
MT. GOAT	Drawing	68	39	29	0		0
MT. GOAT	Registration	26	16	10	0		0
OTTER	Trapping	21	11	9	1		n/a
SHEEP	General Season	7	7	0	0		0
WOLF	Hunting/Trapping	6	4	2	0		n/a
WOLVERINE	Hunting/Trapping	9	7	2	0		n/a
UNIT 07 TOTALS							
BEAVER	**TOTAL UNIT**	80	0	0	80		n/a
BLACK BEAR	**TOTAL UNIT**	90	70	19	1	2	0
BROWN BEAR	**TOTAL UNIT**	3	3	0	0	1	0
CARIBOU	**TOTAL UNIT**	29	19	10	0		n/a
LYNX	**TOTAL UNIT**	0	0	0	0		n/a
MARTEN	**TOTAL UNIT**	33	25	7	1		n/a
MOOSE	**TOTAL UNIT**	80	70	9	1		0
MT. GOAT	**TOTAL UNIT**	94	55	39	0		0
OTTER	**TOTAL UNIT**	21	11	9	1		n/a
SHEEP	**TOTAL UNIT**	7	7	0	0		0
WOLF	**TOTAL UNIT**	6	4	2	0		n/a
WOLVERINE	**TOTAL UNIT**	9	7	2	0		n/a

1993-94 HARVEST INFORMATION BY UNIT/SUBUNIT: UNIT 08

SPECIES	TYPE	HUNT	TOTAL HARVEST	SEX MALE	SEX FEMALE	SEX UNKNOWN	DLP	UNREPORTED ILLEGAL	AVERAGE HORN LGTH./ ANTLER WIDTH	COMMENTS
Unit/Subunit 08										
BEAVER	Trapping		68	0	0	68		n/a		
BROWN BEAR	DLP						5	0		
BROWN BEAR	Drawing	DB201	0	0	0	0		0		
BROWN BEAR	Registration	RB201	1	0	1	0		0		
BROWN BEAR	**TOTAL HUNT**	B201	1	0	1	0		0		
BROWN BEAR	Drawing	DB202	0	0	0	0		0		
BROWN BEAR	Registration	RB202	1	1	0	0		0		
BROWN BEAR	**TOTAL HUNT**	B202	1	1	0	0		0		
BROWN BEAR	Drawing	DB203	1	1	0	0		0		
BROWN BEAR	Registration	RB203	2	2	0	0		0		
BROWN BEAR	**TOTAL HUNT**	B203	3	3	0	0		0		
BROWN BEAR	Drawing	DB204	1	0	1	0		0		
BROWN BEAR	Registration	RB204	1	0	1	0		0		
BROWN BEAR	**TOTAL HUNT**	B204	2	0	2	0		0		
BROWN BEAR	Drawing	DB205	1	1	0	0		0		
BROWN BEAR	Registration	RB205	2	1	1	0		0		
BROWN BEAR	**TOTAL HUNT**	B205	3	2	1	0		0		
BROWN BEAR	Drawing	DB206	0	0	0	0		0		
BROWN BEAR	Registration	RB206	2	2	0	0		0		
BROWN BEAR	**TOTAL HUNT**	B206	2	2	0	0		0		
BROWN BEAR	Drawing	DB207	1	1	0	0		0		
BROWN BEAR	Registration	RB207	1	1	0	0		0		
BROWN BEAR	**TOTAL HUNT**	B207	2	2	0	0		0		
BROWN BEAR	Drawing	DB208	3	2	1	0		0		
BROWN BEAR	Registration	RB208	2	1	1	0		0		
BROWN BEAR	**TOTAL HUNT**	B208	5	3	2	0		0		
BROWN BEAR	Drawing	DB209	0	0	0	0		0		
BROWN BEAR	Registration	RB209	0	0	0	0		0		
BROWN BEAR	**TOTAL HUNT**	B209	0	0	0	0		0		
BROWN BEAR	Drawing	DB210	0	0	0	0		0		
BROWN BEAR	Registration	RB210	2	1	1	0		0		
BROWN BEAR	**TOTAL HUNT**	B210	2	1	1	0		0		
BROWN BEAR	Drawing	DB211	2	2	0	0		0		
BROWN BEAR	Registration	RB211	2	2	0	0		0		
BROWN BEAR	**TOTAL HUNT**	B211	4	4	0	0		0		
BROWN BEAR	Drawing	DB212	1	0	1	0		0		
BROWN BEAR	Registration	RB212	0	0	0	0		0		
BROWN BEAR	**TOTAL HUNT**	B212	1	0	1	0		0		
BROWN BEAR	Drawing	DB213	3	0	3	0		0		
BROWN BEAR	Registration	RB213	2	2	0	0		0		
BROWN BEAR	**TOTAL HUNT**	B213	5	2	3	0		0		
BROWN BEAR	Drawing	DB214	0	0	0	0		0		
BROWN BEAR	Registration	RB214	0	0	0	0		0		
BROWN BEAR	**TOTAL HUNT**	B214	0	0	0	0		0		
BROWN BEAR	Drawing	DB215	1	1	0	0		0		
BROWN BEAR	Registration	RB215	0	0	0	0		0		
BROWN BEAR	**TOTAL HUNT**	B215	1	1	0	0		0		

1993-94 HARVEST INFORMATION BY UNIT/SUBUNIT: UNIT 08

SPECIES	TYPE	HUNT	TOTAL HARVEST	SEX			DLP	UNREPORTED ILLEGAL	AVERAGE HORN LGTH./ ANTLER WIDTH	COMMENTS
				MALE	FEMALE	UNKNOWN				
Unit/Subunit 08										
BROWN BEAR	Drawing	DB216	2	1	1	0		0		
BROWN BEAR	Registration	RB216	1	1	0	0		0		
BROWN BEAR	**TOTAL HUNT**	B216	3	2	1	0		0		
BROWN BEAR	Drawing	DB217	1	1	0	0		0		
BROWN BEAR	Registration	RB217	1	0	1	0		0		
BROWN BEAR	**TOTAL HUNT**	B217	2	1	1	0		0		
BROWN BEAR	Drawing	DB218	0	0	0	0		0		
BROWN BEAR	Registration	RB218	1	1	0	0		0		
BROWN BEAR	**TOTAL HUNT**	B218	1	1	0	0		0		
BROWN BEAR	Drawing	DB219	0	0	0	0		0		
BROWN BEAR	Registration	RB219	0	0	0	0		0		
BROWN BEAR	**TOTAL HUNT**	B219	0	0	0	0		0		
BROWN BEAR	Drawing	DB220	0	0	0	0		0		
BROWN BEAR	Registration	RB220	0	0	0	0		0		
BROWN BEAR	**TOTAL HUNT**	B220	0	0	0	0		0		
BROWN BEAR	Drawing	DB221	0	0	0	0		0		
BROWN BEAR	Registration	RB221	0	0	0	0		0		
BROWN BEAR	**TOTAL HUNT**	B221	0	0	0	0		0		
BROWN BEAR	Drawing	DB222	1	1	0	0		0		
BROWN BEAR	Registration	RB222	1	1	0	0		0		
BROWN BEAR	**TOTAL HUNT**	B222	2	2	0	0		0		
BROWN BEAR	Drawing	DB223	1	0	1	0		0		
BROWN BEAR	Registration	RB223	0	0	0	0		0		
BROWN BEAR	**TOTAL HUNT**	B223	1	0	1	0		0		
BROWN BEAR	Drawing	DB224	2	2	0	0		0		
BROWN BEAR	Registration	RB224	1	0	1	0		0		
BROWN BEAR	**TOTAL HUNT**	B224	3	2	1	0		0		
BROWN BEAR	Drawing	DB225	0	0	0	0		0		
BROWN BEAR	Registration	RB225	0	0	0	0		0		
BROWN BEAR	**TOTAL HUNT**	B225	0	0	0	0		0		
BROWN BEAR	Drawing	DB226	0	0	0	0		0		
BROWN BEAR	Registration	RB226	1	1	0	0		0		
BROWN BEAR	**TOTAL HUNT**	B226	1	1	0	0		0		
BROWN BEAR	Drawing	DB227	2	0	2	0		0		
BROWN BEAR	Registration	RB227	1	1	0	0		0		
BROWN BEAR	**TOTAL HUNT**	B227	3	1	2	0		0		
BROWN BEAR	Drawing	DB228	1	1	0	0		0		
BROWN BEAR	Registration	RB228	0	0	0	0		0		
BROWN BEAR	**TOTAL HUNT**	B228	1	1	0	0		0		
BROWN BEAR	Drawing	DB229	3	1	2	0		0		
BROWN BEAR	Registration	RB229	1	0	1	0		0		
BROWN BEAR	**TOTAL HUNT**	B229	4	1	3	0		0		
BROWN BEAR	Registration	RB230	1	1	0	0		0		
BROWN BEAR	Drawing	DB231	1	0	1	0		0		
BROWN BEAR	Registration	RB231	1	1	0	0		0		
BROWN BEAR	**TOTAL HUNT**	B231	2	1	1	0		0		
BROWN BEAR	Drawing	DB232	1	1	0	0		0		
BROWN BEAR	Registration	RB232	2	2	0	0		0		
BROWN BEAR	**TOTAL HUNT**	B232	3	3	0	0		0		

1993-94 HARVEST INFORMATION BY UNIT/SUBUNIT: UNIT 08

SPECIES	TYPE	HUNT	TOTAL HARVEST	SEX			DLP	UNREPORTED ILLEGAL	AVERAGE HORN LGTH./ ANTLER WIDTH	COMMENTS
				MALE	FEMALE	UNKNOWN				
Unit/Subunit 08										
BROWN BEAR	Drawing	DB233	2	2	0	0		0		
BROWN BEAR	Registration	RB233	3	2	1	0		0		
BROWN BEAR	**TOTAL HUNT**	B233	5	4	1	0		0		
BROWN BEAR	Drawing	DB234	1	1	0	0		0		
BROWN BEAR	Registration	RB234	3	2	1	0		0		
BROWN BEAR	**TOTAL HUNT**	B234	4	3	1	0		0		
BROWN BEAR	Drawing	DB235	2	1	1	0		0		
BROWN BEAR	Registration	RB235	2	2	0	0		0		
BROWN BEAR	**TOTAL HUNT**	B235	4	3	1	0		0		
BROWN BEAR	Drawing	DB236	3	2	1	0		0		
BROWN BEAR	Registration	RB236	1	1	0	0		0		
BROWN BEAR	**TOTAL HUNT**	B236	4	3	1	0		0		
BROWN BEAR	Drawing	DB237	3	3	0	0		0		
BROWN BEAR	Registration	RB237	3	3	0	0		0		
BROWN BEAR	**TOTAL HUNT**	B237	6	6	0	0		0		
BROWN BEAR	Drawing	DB238	2	1	1	0		0		
BROWN BEAR	Registration	RB238	2	1	1	0		0		
BROWN BEAR	**TOTAL HUNT**	B238	4	2	2	0		0		
BROWN BEAR	Drawing	DB239	0	0	0	0		0		
BROWN BEAR	Registration	RB239	3	2	1	0		0		
BROWN BEAR	**TOTAL HUNT**	B239	3	2	1	0		0		
BROWN BEAR	Drawing	DB240	1	1	0	0		0		
BROWN BEAR	Registration	RB240	1	0	1	0		0		
BROWN BEAR	**TOTAL HUNT**	B240	2	1	1	0		0		
BROWN BEAR	Drawing	DB241	1	0	1	0		0		
BROWN BEAR	Registration	RB241	4	1	3	0		0		
BROWN BEAR	**TOTAL HUNT**	B241	5	1	4	0		0		
BROWN BEAR	Drawing	DB242	1	1	0	0		0		
BROWN BEAR	Registration	RB242	2	2	0	0		0		
BROWN BEAR	**TOTAL HUNT**	B242	3	3	0	0		0		
BROWN BEAR	Drawing	DB243	3	1	2	0		0		
BROWN BEAR	Registration	RB243	1	1	0	0		0		
BROWN BEAR	**TOTAL HUNT**	B243	4	2	2	0		0		
BROWN BEAR	Drawing	DB244	2	2	0	0		0		
BROWN BEAR	Registration	RB244	1	1	0	0		0		
BROWN BEAR	**TOTAL HUNT**	B244	3	3	0	0		0		
BROWN BEAR	Drawing	DB245	2	1	1	0		0		
BROWN BEAR	Registration	RB245	1	1	0	0		0		
BROWN BEAR	**TOTAL HUNT**	B245	3	2	1	0		0		
BROWN BEAR	Drawing	DB246	2	1	0	1		0		
BROWN BEAR	Registration	RB246	2	2	0	0		0		
BROWN BEAR	**TOTAL HUNT**	B246	4	3	0	1		0		
BROWN BEAR	Drawing	DB247	1	0	1	0		0		
BROWN BEAR	Registration	RB247	1	1	0	0		0		
BROWN BEAR	**TOTAL HUNT**	B247	2	1	1	0		0		
BROWN BEAR	Drawing	DB248	0	0	0	0		0		
BROWN BEAR	Registration	RB248	4	3	1	0		0		
BROWN BEAR	**TOTAL HUNT**	B248	4	3	1	0		0		

1993-94 HARVEST INFORMATION BY UNIT/SUBUNIT: UNIT 08

SPECIES	TYPE	HUNT	TOTAL HARVEST	SEX			DLP	UNREPORTED ILLEGAL	AVERAGE HORN LGTH./ ANTLER WIDTH	COMMENTS
				MALE	FEMALE	UNKNOWN				
Unit/Subunit 08										
BROWN BEAR	Drawing	DB249	0	0	0	0		0		
BROWN BEAR	Registration	RB249	1	1	0	0		0		
BROWN BEAR	**TOTAL HUNT**	B249	1	1	0	0		0		
BROWN BEAR	Drawing	DB250	0	0	0	0		0		
BROWN BEAR	Registration	RB250	2	2	0	0		0		
BROWN BEAR	**TOTAL HUNT**	B250	2	2	0	0		0		
BROWN BEAR	Drawing	DB251	1	1	0	0		0		
BROWN BEAR	Registration	RB251	2	2	0	0		0		
BROWN BEAR	**TOTAL HUNT**	B251	3	3	0	0		0		
BROWN BEAR	Drawing	DB252	2	1	1	0		0		
BROWN BEAR	Registration	RB252	3	3	0	0		0		
BROWN BEAR	**TOTAL HUNT**	B252	5	4	1	0		0		
BROWN BEAR	Drawing	DB253	0	0	0	0		0		
BROWN BEAR	Registration	RB253	2	1	1	0		0		
BROWN BEAR	**TOTAL HUNT**	B253	2	1	1	0		0		
BROWN BEAR	Drawing	DB254	0	0	0	0		0		
BROWN BEAR	Registration	RB254	1	1	0	0		0		
BROWN BEAR	**TOTAL HUNT**	B254	1	1	0	0		0		
BROWN BEAR	Drawing	DB255	3	2	1	0		0		
BROWN BEAR	Registration	RB255	1	1	0	0		0		
BROWN BEAR	**TOTAL HUNT**	B255	4	3	1	0		0		
BROWN BEAR	Drawing	DB256	1	1	0	0		0		
BROWN BEAR	Registration	RB256	2	2	0	0		0		
BROWN BEAR	**TOTAL HUNT**	B256	3	3	0	0		0		
BROWN BEAR	Drawing	DB257	2	2	0	0		0		
BROWN BEAR	Registration	RB257	1	1	0	0		0		
BROWN BEAR	**TOTAL HUNT**	B257	3	3	0	0		0		
BROWN BEAR	Drawing	DB258	3	1	2	0		0		
BROWN BEAR	Registration	RB258	1	1	0	0		0		
BROWN BEAR	**TOTAL HUNT**	B258	4	2	2	0		0		
BROWN BEAR	Drawing	DB259	6	6	0	0		0		
BROWN BEAR	Registration	RB259	6	2	4	0		0		
BROWN BEAR	**TOTAL HUNT**	B259	12	8	4	0		0		
BROWN BEAR	Registration	RB260	1	0	1	0		0		
BROWN BEAR	Registration	RB270	0	0	0	0		0		
BROWN BEAR	Registration	RB280	3	1	2	0		0		
CARIBOU	General Season		5	3	2	0		n/a		"Caribou" on Kodiak Island are feral reindeer
DEER	General Season		6254	5124	1130	0		n/a		Data estimated from hunter surveys
ELK	Drawing	DE702	1	1	0	0		0		
ELK	Drawing	DE703	4	2	2	0		0		
ELK	Drawing	DE704	4	2	2	0		0		
ELK	Drawing	DE705	3	1	2	0		0		
ELK	Drawing	DE706	0	0	0	0		0		
ELK	Drawing	DE707	0	0	0	0		0		
ELK	Drawing	DE712	29	18	11	0		0		
ELK	Drawing	DE714	23	12	11	0		0		
ELK	Drawing	DE716	9	3	6	0		0		

1993-94 HARVEST INFORMATION BY UNIT/SUBUNIT: UNIT 08

SPECIES	TYPE	HUNT	TOTAL HARVEST	SEX			DLP	UNREPORTED ILLEGAL	AVERAGE HORN LGTH./ ANTLER WIDTH	COMMENTS
				MALE	FEMALE	UNKNOWN				
Unit/Subunit 08										
ELK	Registration	RE753	10	6	4	0		0		
ELK	Registration	RE754	4	3	1	0		0		
MARTEN	Trapping		n/a	n/a	n/a	n/a		n/a		No sealing required in GMU 8
MT. GOAT	Drawing	DG471	9	6	3	0		0	8.9	
MT. GOAT	Drawing	DG472	5	3	2	0		0	8.3	
MT. GOAT	Drawing	DG473	4	3	1	0		0	8.4	
MT. GOAT	Drawing	DG474	7	5	2	0		0	8.7	
MT. GOAT	Drawing	DG475	7	5	2	0		0	8.3	
MT. GOAT	Drawing	DG476	9	3	6	0		0	8.7	
MT. GOAT	Drawing	DG477	7	6	1	0		0	8.82	
OTTER	Trapping		68	40	17	11		n/a		

1993-94 HARVEST INFORMATION BY UNIT/SUBUNIT: UNIT 08

SPECIES	TYPE	TOTAL HARVEST	SEX			UNREPORTED	
			MALE	FEMALE	UNKNOWN	DLP	ILLEGAL
UNIT 08 TOTALS FOR SPECIES AND HUNT TYPE							
BEAVER	Trapping	68	0	0	68		n/a
BROWN BEAR	DLP					5	0
BROWN BEAR	Drawing	73	47	25	1		0
BROWN BEAR	Registration	90	65	25	0		0
CARIBOU	General Season	5	3	2	0		n/a
DEER	General Season	6254	5124	1130	0		n/a
ELK	Drawing	73	39	34	0		0
ELK	Registration	14	9	5	0		0
MARTEN	Trapping	n/a	n/a	n/a	n/a		n/a
MT. GOAT	Drawing	48	31	17	0		0
OTTER	Trapping	68	40	17	11		n/a
UNIT 08 TOTALS							
BEAVER	**TOTAL UNIT**	68	0	0	68		n/a
BROWN BEAR	**TOTAL UNIT**	163	112	50	1	5	0
CARIBOU	**TOTAL UNIT**	5	3	2	0		n/a
DEER	**TOTAL UNIT**	6254	5124	1130	0		0
ELK	**TOTAL UNIT**	87	48	39	0		0
MARTEN	**TOTAL UNIT**	n/a	n/a	n/a	n/a		n/a
MT. GOAT	**TOTAL UNIT**	48	31	17	0		0
OTTER	**TOTAL UNIT**	68	40	17	11		n/a

1993-94 HARVEST INFORMATION BY UNIT/SUBUNIT: UNIT 09

SPECIES	TYPE	HUNT	TOTAL HARVEST	SEX MALE	SEX FEMALE	SEX UNKNOWN	UNREPORTED DLP	UNREPORTED ILLEGAL	AVERAGE HORN LGTH./ ANTLER WIDTH	COMMENTS
Unit/Subunit 09A										
BEAVER	Trapping		0	0	0	0		n/a		
BLACK BEAR	General Season		1	1	0	0		0		
BROWN BEAR	DLP						1	0		
BROWN BEAR	General Season		36	27	9	0		0		
BROWN BEAR	**TOTAL SUBUNIT**		36	27	9	0	1	0		
CARIBOU	General Season		n/a	n/a	n/a	n/a		n/a		See Mulchatna Herd summary
LYNX	Hunting/Trapping		1	0	1	0		n/a		
MARTEN	Trapping		n/a	n/a	n/a	n/a		n/a		No sealing required in GMU 9
MOOSE	General Season		7	7	0	0		0	50.6	
OTTER	Trapping		0	0	0	0		n/a		
WOLF	Hunting/Trapping		0	0	0	0		n/a		
WOLVERINE	Hunting/Trapping		7	3	4	0		n/a		3 trappers took 7 wolverines. Transportation data reflect mode of transport for each animal taken
Unit/Subunit 09B										
BEAVER	Trapping		78	0	0	78		n/a		9 trappers took 78 beavers. Transportation data reflect mode of transport for each animal taken
BLACK BEAR	General Season		0	0	0	0		0		
BROWN BEAR	DLP						1	0		
BROWN BEAR	General Season		35	26	8	1		0		
BROWN BEAR	**TOTAL SUBUNIT**		35	26	8	1	1	0		
CARIBOU	General Season		n/a	n/a	n/a	n/a		n/a		See Mulchatna Herd summary
LYNX	Hunting/Trapping		21	9	6	6		n/a		8 trappers took 21 lynx. Transportation data reflect mode of transport for each animal taken
MARTEN	Trapping		n/a	n/a	n/a	n/a		n/a		No sealing required in GMU 9
MOOSE	General Season		66	66	0	0		0	53.1	
OTTER	Trapping		35	15	17	3		n/a		9 otters took 35 trappers. Transportation data reflect mode of transport for each animal taken
SHEEP	General Season		0	0	0	0		0	0.00	
WOLF	Hunting/Trapping		14	5	9	0		n/a		5 trappers took 14 wolves. Transportation data reflect mode of transport for each animal taken
WOLVERINE	Hunting/Trapping		24	18	5	1		n/a		15 trappers took 24 wolverines. Transportation data reflect mode of transport for each animal taken
Unit/Subunit 09C										
BEAVER	Trapping		30	0	0	30		n/a		7 trappers took 30 beavers. Transportation data reflect mode of transport for each animal taken
BLACK BEAR	General Season		0	0	0	0		0		No black bear present 9C
BROWN BEAR	DLP						4	0		DLP = 1 female, 3 unknown sex
BROWN BEAR	General Season		21	15	6	0		0		

1993-94 HARVEST INFORMATION BY UNIT/SUBUNIT: UNIT 09

SPECIES	TYPE	HUNT	TOTAL HARVEST	SEX MALE	SEX FEMALE	SEX UNKNOWN	DLP	UNREPORTED ILLEGAL	AVERAGE HORN LGTH./ ANTLER WIDTH	COMMENTS
Unit/Subunit 09C										
BROWN BEAR	Registration	RB361	6	4	2	0		0		
BROWN BEAR	Registration	RB371	5	4	1	0		0		
BROWN BEAR	**TOTAL SUBUNIT**		32	23	9	0	4	0		
CARIBOU	General Season		940	802	137	1		n/a		See also Mulchatna and N. Alaska Peninsula Herd summaries
LYNX	Hunting/Trapping		32	17	8	7		n/a		18 trappers took 32 lynx. Transportation data reflect mode of transport for each animal taken
MOOSE	General Season		52	50	2	0		0	51.6	
MOOSE	Federal	RM232	n/a	n/a	n/a	n/a		n/a	0.00	
MOOSE	**TOTAL SUBUNIT**		52	50	2	n/a		n/a		
OTTER	Trapping		7	5	2	0		n/a		4 trappers took 7 otters. Transportation data reflect mode of transport for each animal taken
WOLF	Hunting/Trapping		12	6	4	2		n/a		5 trappers took 12 wolves. Transportation data reflect mode of transport for each animal taken
WOLVERINE	Hunting/Trapping		13	6	5	2		n/a		6 trappers took 13 wolverines. Transportation data reflect mode of transport for each animal taken
Unit/Subunit 09D										
BEAVER	Trapping		0	0	0	0		n/a		
BLACK BEAR	General Season		0	0	0	0		0		No black bear present 9D
BROWN BEAR	DLP						3	0		
BROWN BEAR	General Season		111	76	34	1		0		
BROWN BEAR	Registration	RB362	3	2	1	0		0		
BROWN BEAR	Registration	RB372	2	0	2	0		0		
BROWN BEAR	**TOTAL SUBUNIT**		116	78	37	1	3	0		
CARIBOU	General Season		0	0	0	0		n/a		Closed by Emergency Order. See also S. Alaska Peninsula Herd summary
LYNX	Hunting/Trapping		0	0	0	0		n/a		
OTTER	Trapping		4	2	0	2		n/a		Transportation data reflect mode of transport for each animal taken
WOLF	Hunting/Trapping		2	1	1	0		n/a		
WOLVERINE	Hunting/Trapping		0	0	0	0		n/a		
Unit/Subunit 09E										
BEAVER	Trapping		86	0	0	86		n/a		5 trappers took 86 beavers. Transportation data reflect mode of transport for each animal taken
BLACK BEAR	General Season		0	0	0	0		0		No black bear present 9E
BROWN BEAR	DLP						8	0		DLP = unreported, unsalvaged by hunters. Hides may have been sealed after discovery in the field.
BROWN BEAR	General Season		264	182	82	0		0		
BROWN BEAR	Federal	RB364	0	0	0	0	0			Hunt held, No effort
BROWN BEAR	**TOTAL SUBUNIT**		264	182	82	0	8			

1993-94 HARVEST INFORMATION BY UNIT/SUBUNIT: UNIT 09

SPECIES	TYPE	HUNT	TOTAL HARVEST	SEX MALE	SEX FEMALE	SEX UNKNOWN	DLP	UNREPORTED ILLEGAL	AVERAGE HORN LGTH./ ANTLER WIDTH	COMMENTS
Unit/Subunit 09E										
CARIBOU	General Season		398	357	38	3		n/a		See also N. Alaska Peninsula Herd summary
LYNX	Hunting/Trapping		3	1	1	1		n/a		
MOOSE	General Season		97	97	0	0		0	59.5	
OTTER	Trapping		19	6	10	3		n/a		5 trappers took 19 otters. Transportation data reflect mode of transport for each animal taken
WOLF	Hunting/Trapping		40	23	7	10		n/a		10 trappers took 40 wolves. Transportation data reflect mode of transport for each animal taken
WOLVERINE	Hunting/Trapping		14	9	4	1		n/a		7 trappers took 14 wolverines. Transportation data reflect mode of transport for each animal taken
Unit/Subunit 09Z										
MOOSE	General Season		2	2	0	0		0	59.5	
SHEEP	General Season		0	0	0	0		0	0.00	

1993-94 HARVEST INFORMATION BY UNIT/SUBUNIT: UNIT 09

SPECIES	TYPE	TOTAL HARVEST	SEX			UNREPORTED	
			MALE	FEMALE	UNKNOWN	DLP	ILLEGAL
UNIT 09 TOTALS FOR SPECIES AND HUNT TYPE							
BEAVER	Trapping	194	0	0	194		n/a
BLACK BEAR	General Season	1	1	0	0		0
BROWN BEAR	DLP					17	0
BROWN BEAR	Federal	0	0	0	0		
BROWN BEAR	General Season	467	326	139	2		0
BROWN BEAR	Registration	16	10	6	0		0
CARIBOU	General Season	1338	1159	175	4		n/a
LYNX	Hunting/Trapping	57	27	16	14		n/a
MARTEN	Trapping	n/a	n/a	n/a	n/a		n/a
MOOSE	Federal	n/a	n/a	n/a	n/a		n/a
MOOSE	General Season	224	222	2	0		0
OTTER	Trapping	65	28	29	8		n/a
SHEEP	General Season	0	0	0	0		0
WOLF	Hunting/Trapping	68	35	21	12		n/a
WOLVERINE	Hunting/Trapping	58	36	18	4		n/a
UNIT 09 TOTALS							
BEAVER	**TOTAL UNIT**	194	0	0	194		n/a
BLACK BEAR	**TOTAL UNIT**	1	1	0	0	0	n/a
BROWN BEAR	**TOTAL UNIT**	483	336	145	2	17	0
CARIBOU	**TOTAL UNIT**	1338	1159	175	4		n/a
LYNX	**TOTAL UNIT**	57	27	16	14		n/a
MARTEN	**TOTAL UNIT**	n/a	n/a	n/a	n/a		n/a
MOOSE	**TOTAL UNIT**	224	222	2	0		0
OTTER	**TOTAL UNIT**	65	28	29	8		n/a
SHEEP	**TOTAL UNIT**	0	0	0	0		0
WOLF	**TOTAL UNIT**	68	35	21	12		n/a
WOLVERINE	**TOTAL UNIT**	58	36	18	4		n/a

1993-94 HARVEST INFORMATION BY UNIT/SUBUNIT: UNIT 10

SPECIES	TYPE	HUNT	TOTAL HARVEST	SEX MALE	SEX FEMALE	SEX UNKNOWN	DLP	UNREPORTED ILLEGAL	AVERAGE HORN LGTH./ ANTLER WIDTH	COMMENTS
Unit/Subunit 10										
BROWN BEAR	DLP						3	0		DLP = unreported, unsalvaged by hunters. Hides may have been sealed after discovery in the field.
BROWN BEAR	Drawing	DB375	4	3	1	0		0		
BROWN BEAR	Drawing	DB376	4	3	1	0		0		
CARIBOU	General Season		0	0	0	0		3		These caribou were taken on Umnak Island. No open season. All kills illegal.
CARIBOU	Federal	RC109	n/a	n/a	n/a	n/a		n/a		Hunt not held. See also S. Alaska Peninsula Herd summary
CARIBOU	Registration	RC550	236	0	0	236		0		Hunt administered by USFWS. See also Adak Herd summary
LYNX	Hunting/Trapping		0	0	0	0		n/a		
OTTER	Trapping		0	0	0	0		n/a		
WOLF	Hunting/Trapping		0	0	0	0		n/a		
WOLVERINE	Hunting/Trapping		0	0	0	0		n/a		
UNIT 10 TOTALS FOR SPECIES AND HUNT TYPE										
BROWN BEAR	DLP						3	0		
BROWN BEAR	Drawing		8	6	2	0		0		
CARIBOU	Federal		n/a	n/a	n/a	n/a		n/a		
CARIBOU	General Season		0	0	0	0		3		
CARIBOU	Registration		236	0	0	236		0		
LYNX	Hunting/Trapping		0	0	0	0		n/a		
OTTER	Trapping		0	0	0	0		n/a		
WOLF	Hunting/Trapping		0	0	0	0		n/a		
WOLVERINE	Hunting/Trapping		0	0	0	0		n/a		
UNIT 10 TOTALS										
BROWN BEAR	**TOTAL UNIT**		8	6	2	0	3	0		
CARIBOU	**TOTAL UNIT**		236	0	0	236		3		
LYNX	**TOTAL UNIT**		0	0	0	0		n/a		
OTTER	**TOTAL UNIT**		n/a	n/a	n/a	n/a		n/a		
WOLF	**TOTAL UNIT**		0	0	0	0		n/a		
WOLVERINE	**TOTAL UNIT**		0	0	0	0		n/a		

1993-94 HARVEST INFORMATION BY UNIT/SUBUNIT: UNIT 11

SPECIES	TYPE	HUNT	TOTAL HARVEST	SEX			DLP	UNREPORTED ILLEGAL	AVERAGE HORN LGTH./ ANTLER WIDTH	COMMENTS
				MALE	FEMALE	UNKNOWN				
Unit/Subunit 11										
BEAVER	Trapping		0	0	0	0		n/a		
BLACK BEAR	General Season		18	14	4	0		0		
BROWN BEAR	General Season		4	2	2	0		0		
LYNX	Hunting/Trapping		19	0	0	19		n/a		
MARTEN	Trapping		n/a	n/a	n/a	n/a		n/a		No sealing required in GMU 11
MOOSE	General Season		30	30	0	0		0	45.6	
MT. GOAT	Registration	RG580	16	13	3	0		9	7.5	
OTTER	Trapping		0	0	0	0		n/a		
SHEEP	General Season		143	116	21	6		0	29.8	
WOLF	Hunting/Trapping		17	11	6	0		n/a		
WOLVERINE	Hunting/Trapping		7	3	4	0		n/a		
UNIT 11 TOTALS FOR SPECIES AND HUNT TYPE										
BEAVER	Trapping		0	0	0	0		n/a		
BLACK BEAR	General Season		18	14	4	0		0		
BROWN BEAR	General Season		4	2	2	0		0		
LYNX	Hunting/Trapping		19	0	0	19		n/a		
MARTEN	Trapping		n/a	n/a	n/a	n/a		n/a		
MOOSE	General Season		30	30	0	0		0		
MT. GOAT	Registration		16	13	3	0		9		
OTTER	Trapping		0	0	0	0		n/a		
SHEEP	General Season		143	116	21	6		0		
WOLF	Hunting/Trapping		17	11	6	0		n/a		
WOLVERINE	Hunting/Trapping		7	3	4	0		n/a		
UNIT 11 TOTALS										
BEAVER	**TOTAL UNIT**		0	0	0	0		n/a		
BLACK BEAR	**TOTAL UNIT**		18	14	4	0	0	0		
BROWN BEAR	**TOTAL UNIT**		4	2	2	0	0	0		
LYNX	**TOTAL UNIT**		19	0	0	19		n/a		
MARTEN	**TOTAL UNIT**		n/a	n/a	n/a	n/a		n/a		
MOOSE	**TOTAL UNIT**		30	30	0	0		0		
MT. GOAT	**TOTAL UNIT**		16	13	3	0		9		
OTTER	**TOTAL UNIT**		0	0	0	0		n/a		
SHEEP	**TOTAL UNIT**		143	116	21	6		0		
WOLF	**TOTAL UNIT**		17	11	6	0		n/a		
WOLVERINE	**TOTAL UNIT**		7	3	4	0		n/a		

1993-94 HARVEST INFORMATION BY UNIT/SUBUNIT: UNIT 12

SPECIES	TYPE	HUNT	TOTAL HARVEST	SEX MALE	SEX FEMALE	SEX UNKNOWN	UNREPORTED DLP	UNREPORTED ILLEGAL	AVERAGE HORN LGTH./ ANTLER WIDTH	COMMENTS
Unit/Subunit 12										
BEAVER	Trapping		35	0	0	35		n/a		
BLACK BEAR	DLP						5	0		
BLACK BEAR	General Season		27	20	6	1		0		
BROWN BEAR	DLP						1	0		
BROWN BEAR	General Season		18	11	7	0		0		
CARIBOU	General Season		6	6	0	0		4		See also Chisana Herd summary
CARIBOU	Federal	RC412	12	12	0	0		n/a		See also Nelchina Herd summary
CARIBOU	Registration	RC450	19	18	1	0		0		See also Chisana Herd summary
CARIBOU	Registration	RC460	201	200	1	0		30		See also Nelchina Herd summary
LYNX	Hunting/Trapping		121	0	0	121		n/a		
MARTEN	Trapping		n/a	n/a	n/a	n/a		n/a		No sealing required in GMU 12
MOOSE	General Season		91	91	0	0		0	46.3	
OTTER	Trapping		0	0	0	0		n/a		
SHEEP	General Season		173	169	0	4		0	34.5	
SHEEP	Drawing	DS102	22	22	0	0		0	36.4	
WOLF	Hunting/Trapping		71	37	28	6		n/a		
WOLVERINE	Hunting/Trapping		21	15	3	3		n/a		
UNIT 12 TOTALS FOR SPECIES AND HUNT TYPE										
BEAVER	Trapping		35	0	0	35		n/a		
BLACK BEAR	DLP						5	0		
BLACK BEAR	General Season		27	20	6	1		0		
BROWN BEAR	DLP						1	0		
BROWN BEAR	General Season		18	11	7	0		0		
CARIBOU	Federal		12	12	0	0		n/a		
CARIBOU	General Season		6	6	0	0		4		
CARIBOU	Registration		220	218	2	0		30		
LYNX	Hunting/Trapping		121	0	0	121		n/a		
MARTEN	Trapping		n/a	n/a	n/a	n/a		n/a		
MOOSE	General Season		91	91	0	0		0		
OTTER	Trapping		0	0	0	0		n/a		
SHEEP	Drawing		22	22	0	0		0		
SHEEP	General Season		173	169	0	4		0		
WOLF	Hunting/Trapping		71	37	28	6		n/a		
WOLVERINE	Hunting/Trapping		21	15	3	3		n/a		
UNIT 12 TOTALS										
BEAVER	**TOTAL UNIT**		35	0	0	35		n/a		
BLACK BEAR	**TOTAL UNIT**		27	20	6	1	5	0		
BROWN BEAR	**TOTAL UNIT**		18	11	7	0	1	0		
CARIBOU	**TOTAL UNIT**		238	236	2	0		34		
LYNX	**TOTAL UNIT**		121	0	0	121		n/a		
MARTEN	**TOTAL UNIT**		n/a	n/a	n/a	n/a		n/a		
MOOSE	**TOTAL UNIT**		91	91	0	0		0		
OTTER	**TOTAL UNIT**		0	0	0	0		n/a		
SHEEP	**TOTAL UNIT**		195	191	0	4		0		
WOLF	**TOTAL UNIT**		71	37	28	6		n/a		
WOLVERINE	**TOTAL UNIT**		21	15	3	3		n/a		

1993-94 HARVEST INFORMATION BY UNIT/SUBUNIT: UNIT 13

SPECIES	TYPE	HUNT	TOTAL HARVEST	SEX MALE	SEX FEMALE	SEX UNKNOWN	DLP	UNREPORTED ILLEGAL	AVERAGE HORN LGTH./ ANTLER WIDTH	COMMENTS
Unit/Subunit 13A										
BEAVER	Trapping		27	0	0	27		n/a		
BLACK BEAR	General Season		7	5	1	1		0		
BROWN BEAR	General Season		7	5	2	0		0		
CARIBOU	Federal	RC513	5	5	0	0		n/a		See also Nelchina Herd summary
CARIBOU	Tier II	TC566	1091	793	293	5		0		See also Nelchina Herd summary
CARIBOU	**TOTAL SUBUNIT**		1096	798	293	5		0		
LYNX	Hunting/Trapping		18	0	0	18		n/a		
MARTEN	Trapping		n/a	n/a	n/a	n/a		n/a		No sealing required in GMU 13A
MOOSE	General Season		497	494	1	2		0	46.2	
MOOSE	Drawing	DM306	10	3	7	0		0	n/a	
MOOSE	Drawing	DM308	8	0	8	0		0	n/a	
MOOSE	Drawing	DM310	18	1	17	0		0	n/a	
MOOSE	Federal	RM313	5	5	0	0		n/a	44.50	
MOOSE	**TOTAL SUBUNIT**		538	503	33	2		n/a		
OTTER	Trapping		10	3	1	6		n/a		
SHEEP	General Season		53	52	0	1		0	34.6	
WOLF	Hunting/Trapping		36	18	16	2		n/a		
WOLVERINE	Hunting/Trapping		5	2	3	0		n/a		
Unit/Subunit 13B										
BEAVER	Trapping		23	0	0	23		n/a		
BLACK BEAR	General Season		5	4	1	0		0		
BROWN BEAR	General Season		4	4	0	0		0		
CARIBOU	Federal	RC513	275	176	95	4		n/a		See also Nelchina Herd summary
CARIBOU	Tier II	TC566	1393	914	473	6		0		See also Nelchina Herd summary
CARIBOU	**TOTAL SUBUNIT**		1668	1090	568	10		0		
LYNX	Hunting/Trapping		5	0	0	5		n/a		
MARTEN	Trapping		n/a	n/a	n/a	n/a		n/a		No sealing required in GMU 13B
MOOSE	General Season		202	202	0	0		0	40.5	
MOOSE	Federal	RM313	26	26	0	0		n/a	32.7	
MOOSE	**TOTAL SUBUNIT**		228	228	0	0		n/a		
OTTER	Trapping		3	3	0	0		n/a		
SHEEP	General Season		0	0	0	0		0	0.00	
SHEEP	Drawing	DS203	1	1	0	0		0	34.0	
SHEEP	Drawing	DS204	1	1	0	0		0	35.5	
SHEEP	**TOTAL SUBUNIT**		2	2	0	0		0		
WOLF	Hunting/Trapping		40	19	21	0		n/a		
WOLVERINE	Hunting/Trapping		7	4	3	0		n/a		
Unit/Subunit 13C										
BEAVER	Trapping		17	0	0	17		n/a		
BLACK BEAR	General Season		1	1	0	0		0		
BROWN BEAR	General Season		7	6	1	0		0		
CARIBOU	Federal	RC513	0	0	0	0		n/a		See also Nelchina Herd summary
CARIBOU	Tier II	TC566	53	43	9	1		0		See also Nelchina Herd summary
CARIBOU	**TOTAL SUBUNIT**		53	43	9	1		0		
LYNX	Hunting/Trapping		35	0	0	35		n/a		

1993-94 HARVEST INFORMATION BY UNIT/SUBUNIT: UNIT 13

SPECIES	TYPE	HUNT	TOTAL HARVEST	SEX MALE	SEX FEMALE	SEX UNKNOWN	DLP	UNREPORTED ILLEGAL	AVERAGE HORN LGTH./ ANTLER WIDTH	COMMENTS
Unit/Subunit 13C										
MARTEN	Trapping		n/a	n/a	n/a	n/a		n/a		No sealing required in GMU 13C
MOOSE	General Season		146	146	0	0		0	45.9	
MOOSE	Federal	RM313	1	1	0	0		n/a	40.0	
MOOSE	**TOTAL SUBUNIT**		147	147	0	0		n/a		
OTTER	Trapping		4	3	1	0		n/a		
SHEEP	General Season		5	5	0	0		0	36.5	
SHEEP	Drawing	DS102	2	2	0	0		0	38.3	
SHEEP	**TOTAL SUBUNIT**		7	7	0	0		0		
WOLF	Hunting/Trapping		33	12	16	5		n/a		Transportation data reflect mode of transport for each animal taken
WOLVERINE	Hunting/Trapping		1	1	0	0		n/a		
Unit/Subunit 13D										
BEAVER	Trapping		66	0	0	66		n/a		
BLACK BEAR	DLP						2	0		
BLACK BEAR	General Season		24	15	8	1		0		
BLACK BEAR	**TOTAL SUBUNIT**		24	15	8	1	2	0		
BROWN BEAR	DLP						1	0		
BROWN BEAR	General Season		17	9	8	0		0		
BROWN BEAR	**TOTAL SUBUNIT**		17	9	8	0	1	0		
CARIBOU	Federal	RC513	2	2	0	0		n/a		See also Nelchina Herd summary
CARIBOU	Tier II	TC566	15	10	5	0		0		See also Nelchina Herd summary
CARIBOU	**TOTAL SUBUNIT**		17	12	5	0		0		
LYNX	Hunting/Trapping		21	0	0	21		n/a		
MARTEN	Trapping		n/a	n/a	n/a	n/a		n/a		No sealing required in GMU 13D
MOOSE	General Season		87	87	0	0		0	43.7	
MOOSE	Federal	RM313	11	11	0	0		n/a	42.8	
MOOSE	**TOTAL SUBUNIT**		98	98	0	0		n/a		
MT. GOAT	Drawing	DG718	3	1	2	0		0	8.6	
MT. GOAT	Drawing	DG719	3	3	0	0		0	7.3	
MT. GOAT	**TOTAL SUBUNIT**		6	4	2	0		0		
OTTER	Trapping		9	4	5	0		n/a		
SHEEP	General Season		62	61	0	1		0	37.0	
WOLF	Hunting/Trapping		28	13	13	2		n/a		
WOLVERINE	Hunting/Trapping		14	11	3	0		n/a		
Unit/Subunit 13E										
BEAVER	Trapping		92	0	0	92		n/a		
BLACK BEAR	General Season		25	18	7	0		0		
BROWN BEAR	DLP						1	0		
BROWN BEAR	General Season		31	14	16	1		0		
BROWN BEAR	**TOTAL SUBUNIT**		31	14	16	1	1	0		
CARIBOU	Federal	RC513	39	16	23	0		n/a		See also Nelchina Herd summary
CARIBOU	Tier II	TC566	1566	764	796	6		0		See also Nelchina Herd summary
CARIBOU	**TOTAL SUBUNIT**		1605	780	819	6		0		
LYNX	Hunting/Trapping		1	0	0	1		n/a		

1993-94 HARVEST INFORMATION BY UNIT/SUBUNIT: UNIT 13

SPECIES	TYPE	HUNT	TOTAL HARVEST	SEX			DLP	UNREPORTED ILLEGAL	AVERAGE HORN LGTH./ ANTLER WIDTH	COMMENTS
				MALE	FEMALE	UNKNOWN				
Unit/Subunit 13E										
MARTEN	Trapping		12	5	3	4		n/a		
MOOSE	General Season		234	234	0	0		0	42.3	
MOOSE	Federal	RM313	5	5	0	0		n/a	47.3	
MOOSE	**TOTAL SUBUNIT**		239	239	0	0		n/a		
OTTER	Trapping		16	10	4	2		n/a		
SHEEP	General Season		17	17	0	0		0	34.2	
WOLF	Hunting/Trapping		43	22	21	0		n/a		
WOLVERINE	Hunting/Trapping		7	5	2	0		n/a		
Unit/Subunit 13Z										
CARIBOU	Federal	RC513	10	3	6	1		n/a		See also Nelchina Herd summary
CARIBOU	Tier II	TC566	621	304	311	6		0		See also Nelchina Herd summary
CARIBOU	**TOTAL SUBUNIT**		631	307	317	7		0		
MOOSE	General Season		26	23	1	2		0	45.4	
MOOSE	Federal	RM313	4	4	0	0		n/a	33.0	
MOOSE	**TOTAL SUBUNIT**		30	27	1	2		n/a		
SHEEP	General Season		1	1	0	0		0	35.0	

1993-94 HARVEST INFORMATION BY UNIT/SUBUNIT: UNIT 13

SPECIES	TYPE	TOTAL HARVEST	SEX MALE	SEX FEMALE	SEX UNKNOWN	UNREPORTED DLP	UNREPORTED ILLEGAL
UNIT 13 TOTALS FOR SPECIES AND HUNT TYPE							
BEAVER	Trapping	225	0	0	225		n/a
BLACK BEAR	DLP					2	0
BLACK BEAR	General Season	62	43	17	2		0
BROWN BEAR	DLP					2	0
BROWN BEAR	General Season	66	38	27	1		0
CARIBOU	Federal	331	202	124	5		n/a
CARIBOU	Tier II	4739	2828	1887	24		0
LYNX	Hunting/Trapping	80	0	0	80		n/a
MARTEN	Trapping	12	5	3	4		n/a
MOOSE	Drawing	36	4	32	0		0
MOOSE	Federal	52	52	0	0		n/a
MOOSE	General Season	1192	1186	2	4		0
MT. GOAT	Drawing	6	4	2	0		0
OTTER	Trapping	42	23	11	8		n/a
SHEEP	Drawing	4	4	0	0		0
SHEEP	General Season	138	136	0	2		0
WOLF	Hunting/Trapping	180	84	87	9		n/a
WOLVERINE	Hunting/Trapping	34	23	11	0		n/a
UNIT 13 TOTALS							
BEAVER	**TOTAL UNIT**	225	0	0	225		n/a
BLACK BEAR	**TOTAL UNIT**	62	43	17	2	2	0
BROWN BEAR	**TOTAL UNIT**	66	38	27	1	2	0
CARIBOU	**TOTAL UNIT**	5070	3030	2011	29		n/a
LYNX	**TOTAL UNIT**	80	0	0	80		n/a
MARTEN	**TOTAL UNIT**	12	5	3	4		n/a
MOOSE	**TOTAL UNIT**	1280	1242	34	4		0
MT. GOAT	**TOTAL UNIT**	6	4	2	0		0
OTTER	**TOTAL UNIT**	42	23	11	8		n/a
SHEEP	**TOTAL UNIT**	142	140	0	2		0
WOLF	**TOTAL UNIT**	180	84	87	9		n/a
WOLVERINE	**TOTAL UNIT**	34	23	11	0		n/a

1993-94 HARVEST INFORMATION BY UNIT/SUBUNIT: UNIT 14

SPECIES	TYPE	HUNT	TOTAL HARVEST	SEX MALE	SEX FEMALE	SEX UNKNOWN	DLP	UNREPORTED ILLEGAL	AVERAGE HORN LGTH./ ANTLER WIDTH	COMMENTS
Unit/Subunit 14A										
BEAVER	Trapping		119	0	0	119		n/a		
BLACK BEAR	DLP						3	0		DLP = 3 males (1 illegal)
BLACK BEAR	General Season		24	14	9	1		0		
BLACK BEAR	**TOTAL SUBUNIT**		24	14	9	1	3	0		
BROWN BEAR	General Season		2	2	0	0		0		
COYOTE	Hunting/Trapping		7	n/a	n/a	7		n/a		Minimum known harvest = 7 unknown sex
FOX	Hunting/Trapping		12	n/a	n/a	12		n/a		Minimum known harvest = 12 unknown sex
LYNX	Hunting/Trapping		7	0	0	7		n/a		
MARTEN	Trapping		5	4	1	0		n/a		
MINK	Trapping		20	n/a	n/a	20		n/a		Minimum known harvest = 20 unknown sex
MOOSE	General Season		226	226	0	0		0	22.3	
MOOSE	Drawing	DM418	33	3	30	0		0	n/a	
MOOSE	Drawing	DM419	85	2	82	1		0	n/a	
MOOSE	Drawing	DM420	94	2	92	0		0	n/a	
MOOSE	**TOTAL SUBUNIT**		438	233	204	1		0		
MT. GOAT	Registration	RG866	4	3	1	0		0	n/a	
OTTER	Trapping		24	16	6	2		n/a		
SHEEP	General Season		29	28	0	1		0	35.3	
WOLF	Hunting/Trapping		1	1	0	0		n/a		
WOLVERINE	Hunting/Trapping		7	4	3	0		n/a		
Unit/Subunit 14B										
BEAVER	Trapping		82	0	0	82		n/a		
BLACK BEAR	General Season		10	5	5	0		0		
BROWN BEAR	General Season		3	1	2	0		0		
CARIBOU	Drawing	DC590	6	4	2	0		0		See also Nelchina Herd summary
COYOTE	Hunting/Trapping		7	n/a	n/a	7		n/a		Minimum known harvest = 7 unknown sex
FOX	Hunting/Trapping		4	n/a	n/a	4		n/a		Minimum known harvest = 4 unknown sex
LYNX	Hunting/Trapping		1	0	0	1		n/a		
MARTEN	Trapping		0	0	0	0		n/a		
MINK	Trapping		8	n/a	n/a	8		n/a		Minimum known harvest = 8 unknown sex
MOOSE	General Season		31	30	0	1		0	39.4	
OTTER	Trapping		9	5	3	1		n/a		
SHEEP	General Season		13	12	0	1		0	36.3	
WOLF	Hunting/Trapping		6	5	1	0		n/a		
WOLVERINE	Hunting/Trapping		5	4	1	0		n/a		
Unit/Subunit 14C										
BEAVER	Trapping		35	0	0	35		n/a		7 trappers took 35 beavers. Two Successful trappers, coded to "Unknown Mode of Transportation", went in on foot. The transport mode to where they walked in is unknown.
BLACK BEAR	DLP						5	0		DLP = 2 males, 2 females, 1 unknown sex
BLACK BEAR	General Season		12	9	3	0		0		
BLACK BEAR	**TOTAL SUBUNIT**		12	9	3	0	5	0		

1993-94 HARVEST INFORMATION BY UNIT/SUBUNIT: UNIT 14

SPECIES	TYPE	HUNT	TOTAL HARVEST	SEX MALE	SEX FEMALE	SEX UNKNOWN	DLP	UNREPORTED ILLEGAL	AVERAGE HORN LGTH./ ANTLER WIDTH	COMMENTS
Unit/Subunit 14C										
BROWN BEAR	DLP						1	0		
BROWN BEAR	General Season		0	0	0	0		0		Hunt held; no success.
BROWN BEAR	**TOTAL SUBUNIT**		0	0	0	0	1	0		
LYNX	Hunting/Trapping		2	1	1	0		n/a		
MARTEN	Trapping		6	5	1	0		n/a		
MOOSE	General Season		53	50	1	2		0	35.5	
MOOSE	Drawing	DM210	9	9	0	0		0	42.0	
MOOSE	Drawing	DM211	4	0	4	0		0	n/a	
MOOSE	Drawing	DM422	9	9	0	0		0	41.0	
MOOSE	Drawing	DM423	4	1	3	0		0	n/a	
MOOSE	Drawing	DM424	7	7	0	0		0	39.9	
MOOSE	Drawing	DM425	2	0	2	0		0	n/a	
MOOSE	Drawing	DM427	27	14	12	1		0	n/a	
MOOSE	Drawing	DM428	10	10	0	0		0	36.1	
MOOSE	Drawing	DM429	3	0	3	0		0	n/a	
MOOSE	Drawing	DM441	3	0	3	0		0	n/a	
MOOSE	Drawing	DM443	3	0	3	0		0	n/a	
MOOSE	Registration	RM445	3	3	0	0		0	36.0	
MOOSE	Drawing	DM448	2	2	0	0		0	29.0	
MOOSE	Drawing	DM449	1	0	1	0		0	n/a	
MOOSE	**TOTAL SUBUNIT**		140	105	32	3		0		
MT. GOAT	Registration	RG868	10	7	3	0		0	9.00	
MT. GOAT	Registration	RG869	13	9	4	0		0	9.38	
MT. GOAT	Registration	RG878	0	0	0	0		0	0.00	
MT. GOAT	Registration	RG879	2	2	0	0		0	n/a	
MT. GOAT	**TOTAL SUBUNIT**		25	18	7	0		0		
OTTER	Trapping		2	1	0	1		n/a		
SHEEP	Drawing	DS124	4	4	0	0		0	37.5	
SHEEP	Drawing	DS125	4	3	1	0		0	27.7	
SHEEP	Drawing	DS126	3	3	0	0		0	35.8	
SHEEP	Drawing	DS127	1	1	0	0		0	33.0	
SHEEP	Drawing	DS128	2	1	1	0		0	23.3	
SHEEP	Drawing	DS129	2	2	0	0		0	39.0	
SHEEP	Drawing	DS130	8	4	4	0		0	18.9	
SHEEP	Drawing	DS131	4	4	0	0		0	26.7	
SHEEP	Drawing	DS132	4	2	2	0		0	16.7	
SHEEP	Drawing	DS133	6	5	1	0		0	23.7	
SHEEP	Drawing	DS134	0	0	0	0		0	0.00	
SHEEP	Drawing	DS135	0	0	0	0		0	0.00	
SHEEP	Drawing	DS136	8	8	0	0		0	35.5	
SHEEP	Drawing	DS137	5	3	2	0		0	25.0	
SHEEP	Drawing	DS138	6	6	0	0		0	33.4	
SHEEP	Drawing	DS139	5	4	1	0		0	31.9	
SHEEP	Drawing	DS140	6	1	5	0		0	13.7	
SHEEP	Drawing	DS141	5	2	3	0		0	15.2	
SHEEP	**TOTAL SUBUNIT**		73	53	20	0		0		
WOLF	Hunting/Trapping		0	0	0	0		n/a		
WOLVERINE	Hunting/Trapping		1	1	0	0		n/a		

1993-94 HARVEST INFORMATION BY UNIT/SUBUNIT: UNIT 14

SPECIES	TYPE	HUNT	TOTAL HARVEST	SEX			DLP	UNREPORTED ILLEGAL	AVERAGE HORN LGTH./ ANTLER WIDTH	COMMENTS
				MALE	FEMALE	UNKNOWN				
Unit/Subunit 14Z										
MOOSE	General Season		1	1	0	0		0	1.0	
SHEEP	General Season		1	1	0	0		0	38.2	

1993-94 HARVEST INFORMATION BY UNIT/SUBUNIT: UNIT 14

SPECIES	TYPE	TOTAL HARVEST	SEX MALE	SEX FEMALE	SEX UNKNOWN	UNREPORTED DLP	UNREPORTED ILLEGAL
UNIT 14 TOTALS FOR SPECIES AND HUNT TYPE							
BEAVER	Trapping	236	0	0	236		n/a
BLACK BEAR	DLP					8	0
BLACK BEAR	General Season	46	28	17	1		0
BROWN BEAR	DLP					1	0
BROWN BEAR	General Season	5	3	2	0		0
CARIBOU	Drawing	6	4	2	0		0
COYOTE	Hunting/Trapping	14	n/a	n/a	14		n/a
FOX	Hunting/Trapping	16	n/a	n/a	16		n/a
LYNX	Hunting/Trapping	10	1	1	8		n/a
MARTEN	Trapping	11	9	2	0		n/a
MINK	Trapping	28	n/a	n/a	28		n/a
MOOSE	Drawing	296	59	235	2		0
MOOSE	General Season	311	307	1	3		0
MOOSE	Registration	3	3	0	0		0
MT. GOAT	Registration	29	21	8	0		0
OTTER	Trapping	35	22	9	4		n/a
SHEEP	Drawing	73	53	20	0		0
SHEEP	General Season	43	41	0	2		0
WOLF	Hunting/Trapping	7	6	1	0		n/a
WOLVERINE	Hunting/Trapping	13	9	4	0		n/a
UNIT 14 TOTALS							
BEAVER	**TOTAL UNIT**	236	0	0	236		n/a
BLACK BEAR	**TOTAL UNIT**	46	28	17	1	8	0
BROWN BEAR	**TOTAL UNIT**	5	3	2	0	1	0
CARIBOU	**TOTAL UNIT**	6	4	2	0		n/a
COYOTE	**TOTAL UNIT**	14	0	0	14		n/a
FOX	**TOTAL UNIT**	16	0	0	16		n/a
LYNX	**TOTAL UNIT**	10	1	1	8		n/a
MARTEN	**TOTAL UNIT**	11	9	2	0		n/a
MINK	**TOTAL UNIT**	28	0	0	28		n/a
MOOSE	**TOTAL UNIT**	610	369	236	5		0
MT. GOAT	**TOTAL UNIT**	29	21	8	0		0
OTTER	**TOTAL UNIT**	35	22	9	4		n/a
SHEEP	**TOTAL UNIT**	116	94	20	2		0
WOLF	**TOTAL UNIT**	7	6	1	0		n/a
WOLVERINE	**TOTAL UNIT**	13	9	4	0		n/a

1993-94 HARVEST INFORMATION BY UNIT/SUBUNIT: UNIT 15

SPECIES	TYPE	HUNT	TOTAL HARVEST	SEX MALE	SEX FEMALE	SEX UNKNOWN	DLP	UNREPORTED ILLEGAL	AVERAGE HORN LGTH./ ANTLER WIDTH	COMMENTS
Unit/Subunit 15A										
BEAVER	Trapping		41	0	0	41		n/a		
BLACK BEAR	DLP						2	0		
BLACK BEAR	General Season		31	21	9	1		0		
BLACK BEAR	**TOTAL SUBUNIT**		31	21	9	1	2	0		
BROWN BEAR	DLP						2	0		
BROWN BEAR	General Season		3	3	0	0		0		
BROWN BEAR	**TOTAL SUBUNIT**		3	3	0	0	2	0		
LYNX	Hunting/Trapping		1	0	0	1		n/a		
MARTEN	Trapping		0	0	0	0		n/a		
MOOSE	General Season		232	229	2	1		0	28.5	
MOOSE	Drawing	DM524	10	0	10	0		0	n/a	
MOOSE	**TOTAL SUBUNIT**		242	229	12	1		0		
OTTER	Trapping		8	6	2	0		n/a		
SHEEP	General Season		3	3	0	0		0	36.3	
SHEEP	Drawing	DS152	8	0	8	0		0	9.4	
SHEEP	**TOTAL SUBUNIT**		11	3	8	0		0		
WOLF	Hunting/Trapping		6	3	3	0		n/a		
Unit/Subunit 15B										
BEAVER	Trapping		5	0	0	5		n/a		
BLACK BEAR	General Season		15	14	1	0		0		
BROWN BEAR	DLP						2	0		
BROWN BEAR	General Season		6	2	4	0		0		
BROWN BEAR	**TOTAL SUBUNIT**		6	2	4	0	2	0		
LYNX	Hunting/Trapping		2	0	0	2		n/a		
MOOSE	General Season		46	45	0	1		0	25.4	
MOOSE	Drawing	DM530	0	0	0	0		0	0.00	
MOOSE	Drawing	DM531	1	1	0	0		0	50.0	
MOOSE	Drawing	DM532	0	0	0	0		0	0.00	
MOOSE	Drawing	DM533	4	4	0	0		0	58.6	
MOOSE	Drawing	DM534	3	3	0	0		0	52.6	
MOOSE	Drawing	DM535	6	6	0	0		0	53.3	
MOOSE	Drawing	DM536	1	1	0	0		0	53.0	
MOOSE	Drawing	DM537	5	5	0	0		0	49.9	
MOOSE	Drawing	DM538	2	2	0	0		0	43.0	
MOOSE	Drawing	DM539	2	2	0	0		0	48.5	
MOOSE	**TOTAL SUBUNIT**		70	69	0	1		0		
MT. GOAT	Drawing	DG354	2	2	0	0		0	7.25	
MT. GOAT	Registration	RG354	3	3	0	0		0	9.13	
MT. GOAT	**TOTAL HUNT**	G354	5	5	0	0		0		
MT. GOAT	Drawing	DG355	0	0	0	0		0	0.00	
MT. GOAT	Drawing	DG356	3	2	1	0		0	9.00	
MT. GOAT	**TOTAL SUBUNIT**		8	7	1	0		0		
OTTER	Trapping		3	2	1	0		n/a		
SHEEP	General Season		18	17	0	1		0	35.6	
WOLF	Hunting/Trapping		9	4	5	0		n/a		
WOLVERINE	Hunting/Trapping		0	0	0	0		n/a		

1993-94 HARVEST INFORMATION BY UNIT/SUBUNIT: UNIT 15

SPECIES	TYPE	HUNT	TOTAL HARVEST	SEX MALE	SEX FEMALE	SEX UNKNOWN	DLP	UNREPORTED ILLEGAL	AVERAGE HORN LGTH./ ANTLER WIDTH	COMMENTS
Unit/Subunit 15C										
BEAVER	Trapping		47	0	0	47		n/a		
BLACK BEAR	DLP						2	0		
BLACK BEAR	General Season		61	46	15	0		0		
BLACK BEAR	**TOTAL SUBUNIT**		61	46	15	0	2	0		
BROWN BEAR	DLP						1	0		
BROWN BEAR	General Season		4	3	1	0		0		
BROWN BEAR	**TOTAL SUBUNIT**		4	3	1	0	1	0		
LYNX	Hunting/Trapping		0	0	0	0		n/a		
MARTEN	Trapping		0	0	0	0		n/a		
MOOSE	General Season		270	266	3	1		0	32.9	
MOOSE	Tier II	TM549	1	1	0	0		0	1.0	
MOOSE	**TOTAL SUBUNIT**		271	267	3	1		0		
MT. GOAT	Drawing	DG357	1	0	1	0		0	10.01	
MT. GOAT	Drawing	DG358	2	2	0	0		0	8.57	
MT. GOAT	Registration	RG358	6	4	2	0		0	8.94	
MT. GOAT	**TOTAL HUNT**	G358	8	6	2	0		0		
MT. GOAT	Drawing	DG359	6	4	2	0		0	9.02	
MT. GOAT	Registration	RG359	6	4	2	0		0	8.44	
MT. GOAT	**TOTAL HUNT**	G359	12	8	4	0		0		
MT. GOAT	Drawing	DG360	7	2	5	0		0	8.45	
MT. GOAT	Registration	RG360	7	5	2	0		0	9.06	
MT. GOAT	**TOTAL HUNT**	G360	14	7	7	0		0		
MT. GOAT	Drawing	DG361	3	1	2	0		0	8.67	
MT. GOAT	Registration	RG361	2	2	0	0		0	9.38	
MT. GOAT	**TOTAL HUNT**	G361	5	3	2	0		0		
MT. GOAT	Drawing	DG362	3	2	1	0		0	8.63	
MT. GOAT	Drawing	DG363	5	4	1	0		0	8.83	
MT. GOAT	Registration	RG363	16	10	6	0		0	9.33	
MT. GOAT	**TOTAL HUNT**	G363	21	14	7	0		0		
MT. GOAT	Registration	RG364	3	1	2	0		0	9.13	
MT. GOAT	Tier II	TG364	4	4	0	0		0	8.75	
MT. GOAT	**TOTAL HUNT**	G364	7	5	2	0		0		
MT. GOAT	Registration	RG365	1	0	1	0		0	8.63	
MT. GOAT	Tier II	TG365	2	1	1	0		0	9.38	
MT. GOAT	**TOTAL HUNT**	G365	3	1	2	0		0		
MT. GOAT	**TOTAL SUBUNIT**		74	46	28	0		0		
OTTER	Trapping		40	24	16	0		n/a		
SHEEP	General Season		5	5	0	0		0	35.0	
WOLF	Hunting/Trapping		6	3	3	0		n/a		
WOLVERINE	Hunting/Trapping		8	5	3	0		n/a		
Unit/Subunit 15Z										
BLACK BEAR	General Season		1	0	0	1		0		
MOOSE	General Season		3	3	0	0		0	17.6	
SHEEP	General Season		0	0	0	0		0	0.00	

1993-94 HARVEST INFORMATION BY UNIT/SUBUNIT: UNIT 15

SPECIES	TYPE	TOTAL HARVEST	SEX			UNREPORTED	
			MALE	FEMALE	UNKNOWN	DLP	ILLEGAL
UNIT 15 TOTALS FOR SPECIES AND HUNT TYPE							
BEAVER	Trapping	93	0	0	93		n/a
BLACK BEAR	DLP					4	0
BLACK BEAR	General Season	108	81	25	2		0
BROWN BEAR	DLP					5	0
BROWN BEAR	General Season	13	8	5	0		0
LYNX	Hunting/Trapping	3	0	0	3		n/a
MARTEN	Trapping	0	0	0	0		n/a
MOOSE	Drawing	34	24	10	0		0
MOOSE	General Season	551	543	5	3		0
MOOSE	Tier II	1	1	0	0		0
MT. GOAT	Drawing	32	19	13	0		0
MT. GOAT	Registration	44	29	15	0		0
MT. GOAT	Tier II	6	5	1	0		0
OTTER	Trapping	51	32	19	0		n/a
SHEEP	Drawing	8	0	8	0		0
SHEEP	General Season	26	25	0	1		0
WOLF	Hunting/Trapping	21	10	11	0		n/a
WOLVERINE	Hunting/Trapping	8	5	3	0		n/a
UNIT 15 TOTALS							
BEAVER	**TOTAL UNIT**	93	0	0	93		n/a
BLACK BEAR	**TOTAL UNIT**	108	81	25	2	4	0
BROWN BEAR	**TOTAL UNIT**	13	8	5	0	5	0
LYNX	**TOTAL UNIT**	3	0	0	3		n/a
MARTEN	**TOTAL UNIT**	0	0	0	0		n/a
MOOSE	**TOTAL UNIT**	586	568	15	3		0
MT. GOAT	**TOTAL UNIT**	82	53	29	0		0
OTTER	**TOTAL UNIT**	51	32	19	0		n/a
SHEEP	**TOTAL UNIT**	34	25	8	1		0
WOLF	**TOTAL UNIT**	21	10	11	0		n/a
WOLVERINE	**TOTAL UNIT**	8	5	3	0		n/a

1993-94 HARVEST INFORMATION BY UNIT/SUBUNIT: UNIT 16

SPECIES	TYPE	HUNT	TOTAL HARVEST	SEX MALE	SEX FEMALE	SEX UNKNOWN	DLP	UNREPORTED ILLEGAL	AVERAGE HORN LGTH./ ANTLER WIDTH	COMMENTS
Unit/Subunit 16A										
BEAVER	Trapping		39	0	0	39		n/a		
BLACK BEAR	DLP						2	0		DLP = 2 males (1 roadkilled)
BLACK BEAR	General Season		44	35	9	0		0		
BLACK BEAR	**TOTAL SUBUNIT**		44	35	9	0	2	0		
BROWN BEAR	General Season		2	2	0	0		0		
CARIBOU	General Season		0	0	0	0		n/a		See also Rainy Pass Herd summary
COYOTE	Hunting/Trapping		4	n/a	n/a	4		n/a		Minimum known harvest = 4 unknown sex
LYNX	Hunting/Trapping		2	0	0	2		n/a		
MARTEN	Trapping		13	9	3	1		n/a		
MOOSE	General Season		70	68	0	2		0	37.1	
MOOSE	Drawing	DM554	12	12	0	0		0	44.9	
MOOSE	Drawing	DM556	16	16	0	0		0	37.8	
MOOSE	**TOTAL SUBUNIT**		98	96	0	2		0		
OTTER	Trapping		2	1	1	0		n/a		
SHEEP	General Season		0	0	0	0		0	0.00	
WOLF	Hunting/Trapping		1	1	0	0		n/a		
WOLVERINE	Hunting/Trapping		0	0	0	0		n/a		
Unit/Subunit 16B										
BEAVER	Trapping		48	0	0	48		n/a		
BLACK BEAR	DLP						1	0		DLP = 1 male
BLACK BEAR	General Season		70	49	19	2		0		
BLACK BEAR	**TOTAL SUBUNIT**		70	49	19	2	1	0		
BROWN BEAR	DLP						1	0		DLP = 1 female
BROWN BEAR	General Season		38	26	12	0		0		
BROWN BEAR	**TOTAL SUBUNIT**		38	26	12	0	1	0		
CARIBOU	General Season		n/a	n/a	n/a	n/a		n/a		See Rainy Pass Herd summary
COYOTE	Hunting/Trapping		38	n/a	n/a	38		n/a		Minimum known harvest = 38 unknown sex
FOX	Hunting/Trapping		35	n/a	n/a	35		n/a		Minimum known harvest = 35 unknown sex
LYNX	Hunting/Trapping		2	0	0	2		n/a		
MARTEN	Trapping		90	62	24	4		n/a		
MINK	Trapping		14	n/a	n/a	14		n/a		Minimum known harvest = 14 unknown sex
MOOSE	General Season		132	132	0	0		0	48.8	N. 16B Winter season = 9 males; Kalgin Isl. = 8 Males
MOOSE	Tier II	TM565	22	7	15	0		0	n/a	
MOOSE	Tier II	TM567	10	4	6	0		0	n/a	
MOOSE	Federal	RM568	n/a	n/a	n/a	n/a		n/a	0.00	
MOOSE	Tier II	TM569	12	12	0	0		0	38.4	Fall season = 4 males; Winter season = 8 males
MOOSE	**TOTAL SUBUNIT**		176	155	21	0		0		

1993-94 HARVEST INFORMATION BY UNIT/SUBUNIT: UNIT 16

SPECIES	TYPE	HUNT	TOTAL HARVEST	SEX			DLP	UNREPORTED ILLEGAL	AVERAGE HORN LGTH./ ANTLER WIDTH	COMMENTS
				MALE	FEMALE	UNKNOWN				
Unit/Subunit 16B										
OTTER	Trapping		29	12	15	2		n/a		
SHEEP	General Season		17	15	0	2		0	36.4	
WOLF	Hunting/Trapping		11	5	5	1		n/a		
WOLVERINE	Hunting/Trapping		12	8	3	1		n/a		
Unit/Subunit 16Z										
MOOSE	General Season		0	0	0	0		0	0.00	

1993-94 HARVEST INFORMATION BY UNIT/SUBUNIT: UNIT 16

SPECIES	TYPE	TOTAL HARVEST	SEX MALE	SEX FEMALE	SEX UNKNOWN	UNREPORTED DLP	UNREPORTED ILLEGAL
UNIT 16 TOTALS FOR SPECIES AND HUNT TYPE							
BEAVER	Trapping	87	0	0	87		n/a
BLACK BEAR	DLP					3	0
BLACK BEAR	General Season	114	84	28	2		0
BROWN BEAR	DLP					1	0
BROWN BEAR	General Season	40	28	12	0		0
CARIBOU	General Season	n/a	n/a	n/a	n/a		n/a
COYOTE	Hunting/Trapping	42	n/a	n/a	42		n/a
FOX	Hunting/Trapping	35	n/a	n/a	35		n/a
LYNX	Hunting/Trapping	4	0	0	4		n/a
MARTEN	Trapping	103	71	27	5		n/a
MINK	Trapping	14	n/a	n/a	14		n/a
MOOSE	Drawing	28	28	0	0		0
MOOSE	Federal	n/a	n/a	n/a	n/a		n/a
MOOSE	General Season	202	200	0	2		0
MOOSE	Tier II	44	23	21	0		0
OTTER	Trapping	31	13	16	2		n/a
SHEEP	General Season	17	15	0	2		0
WOLF	Hunting/Trapping	12	6	5	1		n/a
WOLVERINE	Hunting/Trapping	12	8	3	1		n/a
UNIT 16 TOTALS							
BEAVER	**TOTAL UNIT**	87	0	0	87		n/a
BLACK BEAR	**TOTAL UNIT**	114	84	28	2	3	0
BROWN BEAR	**TOTAL UNIT**	40	28	12	0	1	0
CARIBOU	**TOTAL UNIT**	0	0	0	0		n/a
COYOTE	**TOTAL UNIT**	42	0	0	42		n/a
FOX	**TOTAL UNIT**	35	0	0	35		n/a
LYNX	**TOTAL UNIT**	4	0	0	4		n/a
MARTEN	**TOTAL UNIT**	103	71	27	5		n/a
MINK	**TOTAL UNIT**	14	0	0	14		n/a
MOOSE	**TOTAL UNIT**	274	251	21	2		0
OTTER	**TOTAL UNIT**	31	13	16	2		n/a
SHEEP	**TOTAL UNIT**	17	15	0	2		0
WOLF	**TOTAL UNIT**	12	6	5	1		n/a
WOLVERINE	**TOTAL UNIT**	12	8	3	1		n/a

1993-94 HARVEST INFORMATION BY UNIT/SUBUNIT: UNIT 17

SPECIES	TYPE	HUNT	TOTAL HARVEST	SEX MALE	SEX FEMALE	SEX UNKNOWN	DLP	UNREPORTED ILLEGAL	AVERAGE HORN LGTH./ ANTLER WIDTH	COMMENTS
Unit/Subunit 17A										
BEAVER	Trapping		107	0	0	107		n/a		13 successful trappers (avg=8.2)
BLACK BEAR	General Season		0	0	0	0		0		No sealing required in GMU 17
BROWN BEAR	General Season		3	1	2	0		0		
BROWN BEAR	Registration	WBB	0	0	0	0		0		WBB = Western Brown Bear subsistence hunt. Hunt held, no effort
BROWN BEAR	**TOTAL SUBUNIT**		3	1	2	0		0		
CARIBOU	General Season		n/a	n/a	n/a	n/a		n/a		See Mulchatna Herd summary
LYNX	Hunting/Trapping		0	0	0	0		n/a		
MARTEN	Trapping		n/a	n/a	n/a	n/a		n/a		No sealing required in GMU 17
OTTER	Trapping		10	6	4	0		n/a		5 successful trappers (avg=2.0). Transportation data reflect mode of transport for each animal taken
SHEEP	General Season		0	0	0	0		0	0.00	Sheep in GMU 17 occur only in 17B, in Lake Clark National Park and Preserve. Other subunits = hunt held, no effort.
WOLF	Hunting/Trapping		0	0	0	0		n/a		
WOLVERINE	Hunting/Trapping		6	4	2	0		n/a		2 successful trappers (avg=3.0)
Unit/Subunit 17B										
BEAVER	Trapping		130	0	0	130		n/a		12 successful trappers (avg=10.8)
BLACK BEAR	General Season		1	1	0	0		0		No sealing required in GMU 17
BROWN BEAR	General Season		22	16	6	0		0		
BROWN BEAR	Registration	WBB	0	0	0	0		0		WBB = Western Brown Bear subsistence hunt. Hunt held, no effort
BROWN BEAR	**TOTAL SUBUNIT**		22	16	6	0		0		
CARIBOU	General Season		n/a	n/a	n/a	n/a		n/a		See Mulchatna and Nushagak Peninsula Herd summaries
LYNX	Hunting/Trapping		10	5	3	2		n/a		5 successful trappers (avg=2.0)
MARTEN	Trapping		n/a	n/a	n/a	n/a		n/a		No sealing required in GMU 17
MOOSE	General Season		126	125	0	1		0	55.1	
MOOSE	Registration	RM583	25	24	0	1		0	46.3	
MOOSE	**TOTAL SUBUNIT**		151	149	0	2		0		
OTTER	Trapping		9	2	3	4		n/a		6 successful trappers (avg=1.5)
SHEEP	General Season		0	0	0	0		0	0.00	Sheep in GMU 17B occur only in Lake Clark National Park and Preserve. The Park is closed to all hunting except by local rural residents.
WOLF	Hunting/Trapping		49	26	13	10		n/a		20 successful trappers (avg=2.5)
WOLVERINE	Hunting/Trapping		20	12	7	1		n/a		15 successful trappers (avg=1.3)
Unit/Subunit 17C										
BEAVER	Trapping		456	0	0	456		n/a		33 successful trappers (avg=13.8)
BLACK BEAR	General Season		0	0	0	0		0		No sealing required in GMU 17
BROWN BEAR	DLP						2	0		
BROWN BEAR	General Season		8	4	4	0		0		
BROWN BEAR	**TOTAL SUBUNIT**		8	4	4	0	2	0		

1993-94 HARVEST INFORMATION BY UNIT/SUBUNIT: UNIT 17

SPECIES	TYPE	HUNT	TOTAL HARVEST	SEX MALE	SEX FEMALE	SEX UNKNOWN	DLP	UNREPORTED ILLEGAL	AVERAGE HORN LGTH./ ANTLER WIDTH	COMMENTS
Unit/Subunit 17C										
CARIBOU	General Season		n/a	n/a	n/a	n/a		n/a		See Mulchatna and Nushagak Peninsula Herd summaries
LYNX	Hunting/Trapping		5	0	4	1		n/a		3 successful trappers (avg=1.7)
MARTEN	Trapping		n/a	n/a	n/a	n/a		n/a		No sealing required in GMU 17
MOOSE	General Season		18	18	0	0		0	52.1	
MOOSE	Registration	RM583	60	59	1	0		0	45.3	
MOOSE	**TOTAL SUBUNIT**		78	77	1	0		0		
OTTER	Trapping		74	35	33	6		n/a		21 successful trappers (avg=3.5). Transportation data reflect mode of transport for each animal taken
SHEEP	General Season		0	0	0	0		0	0.00	Sheep in GMU 17 occur only in 17B, in Lake Clark National Park and Preserve. Other subunits = hunt held, no effort.
WOLF	Hunting/Trapping		6	3	3	0		n/a		3 successful trappers (avg=2.0)
WOLVERINE	Hunting/Trapping		3	2	1	0		n/a		3 successful trappers (avg=1.0)
Unit/Subunit 17Z										
CARIBOU	General Season		2804	2268	523	13		2000		This data includes harvest from units 17, 19, and 21. See also Mulchatna Caribou Herd summary. Unreported harvest estimated to be about 2000 caribou. Transportation data reflect mode of transport for each animal taken
MOOSE	General Season		0	0	0	0		0	0.00	
MOOSE	Registration	RM583	24	24	0	0		0	46.61	
MOOSE	**TOTAL SUBUNIT**		24	24	0	0		0		

1993-94 HARVEST INFORMATION BY UNIT/SUBUNIT: UNIT 17

SPECIES	TYPE	TOTAL HARVEST	SEX			UNREPORTED	
			MALE	FEMALE	UNKNOWN	DLP	ILLEGAL
UNIT 17 TOTALS FOR SPECIES AND HUNT TYPE							
BEAVER	Trapping	693	0	0	693		n/a
BLACK BEAR	General Season	1	1	0	0		0
BROWN BEAR	DLP					2	0
BROWN BEAR	General Season	33	21	12	0		0
BROWN BEAR	Registration	0	0	0	0		0
CARIBOU	General Season	2804	2268	523	13		2000
LYNX	Hunting/Trapping	15	5	7	3		n/a
MARTEN	Trapping	n/a	n/a	n/a	n/a		n/a
MOOSE	General Season	144	143	0	1		0
MOOSE	Registration	109	107	1	1		0
OTTER	Trapping	93	43	40	10		n/a
SHEEP	General Season	0	0	0	0		0
WOLF	Hunting/Trapping	55	29	16	10		n/a
WOLVERINE	Hunting/Trapping	29	18	10	1		n/a
UNIT 17 TOTALS							
BEAVER	**TOTAL UNIT**	693	0	0	693		n/a
BLACK BEAR	**TOTAL UNIT**	1	1	0	0	0	n/a
BROWN BEAR	**TOTAL UNIT**	33	21	12	0	2	0
CARIBOU	**TOTAL UNIT**	2804	2268	523	13		2000
LYNX	**TOTAL UNIT**	15	5	7	3		n/a
MARTEN	**TOTAL UNIT**	n/a	n/a	n/a	n/a		n/a
MOOSE	**TOTAL UNIT**	253	250	1	2		0
OTTER	**TOTAL UNIT**	93	43	40	10		n/a
SHEEP	**TOTAL UNIT**	0	0	0	0		0
WOLF	**TOTAL UNIT**	55	29	16	10		n/a
WOLVERINE	**TOTAL UNIT**	29	18	10	1		n/a

1993-94 HARVEST INFORMATION BY UNIT/SUBUNIT: UNIT 18

SPECIES	TYPE	HUNT	TOTAL HARVEST	SEX			DLP	UNREPORTED ILLEGAL	AVERAGE HORN LGTH./ ANTLER WIDTH	COMMENTS
				MALE	FEMALE	UNKNOWN				
Unit/Subunit 18										
BEAVER	Trapping		634	0	0	634		n/a		
BLACK BEAR	General Season		0	0	0	0		0		No sealing required in GMU 18
BROWN BEAR	General Season		3	2	1	0		0		
BROWN BEAR	DLP		n/a				1	0		
BROWN BEAR	Registration	WBB	4	4	0	0		0		WBB = Western Brown Bear subsistence hunt
CARIBOU	General Season		n/a	n/a	n/a	n/a		n/a		See Kilbuck Herd summary
CARIBOU	Federal	RC718	53	53	0	0		n/a		See also Kilbuck Herd summary
CARIBOU	Registration	RC767	21	21	0	0		0		See also Kilbuck Herd summary
LYNX	Hunting/Trapping		4	0	0	4		n/a		
MARTEN	Trapping		n/a	n/a	n/a	n/a		n/a		No sealing required in GMU 18
MOOSE	General Season		103	92	1	10		0	37.5	
MUSKOX	Drawing	DX001	5	5	0	0		0		
MUSKOX	Drawing	DX003	30	30	0	0		0		
MUSKOX	Registration	RX060	4	0	4	0		0		
MUSKOX	Registration	RX061	19	0	19	0		0		
MUSKOX	Registration	RX070	26	21	5	0		4		
OTTER	Trapping		109	41	24	44		n/a		
WOLF	Hunting/Trapping		6	0	1	5		n/a		
WOLVERINE	Hunting/Trapping		4	2	0	2		n/a		

1993-94 HARVEST INFORMATION BY UNIT/SUBUNIT: UNIT 18

SPECIES	TYPE	TOTAL HARVEST	SEX			UNREPORTED	
			MALE	FEMALE	UNKNOWN	DLP	ILLEGAL
UNIT 18 TOTALS FOR SPECIES AND HUNT TYPE							
BEAVER	Trapping	634	0	0	634		n/a
BLACK BEAR	General Season	0	0	0	0		0
BROWN BEAR	DLP	n/a				1	0
BROWN BEAR	General Season	3	2	1	0		0
BROWN BEAR	Registration	4	4	0	0		0
CARIBOU	Federal	53	53	0	0		n/a
CARIBOU	General Season	n/a	n/a	n/a	n/a		n/a
CARIBOU	Registration	21	21	0	0		0
LYNX	Hunting/Trapping	4	0	0	4		n/a
MARTEN	Trapping	n/a	n/a	n/a	n/a		n/a
MOOSE	General Season	103	92	1	10		0
MUSKOX	Drawing	35	35	0	0		0
MUSKOX	Registration	49	21	28	0		4
OTTER	Trapping	109	41	24	44		n/a
WOLF	Hunting/Trapping	6	0	1	5		n/a
WOLVERINE	Hunting/Trapping	4	2	0	2		n/a
UNIT 18 TOTALS							
BEAVER	**TOTAL UNIT**	634	0	0	634		n/a
BLACK BEAR	**TOTAL UNIT**	0	0	0	0	0	0
BROWN BEAR	**TOTAL UNIT**	7	6	1	0	1	0
CARIBOU	**TOTAL UNIT**	74	74	0	0		n/a
LYNX	**TOTAL UNIT**	4	0	0	4		n/a
MARTEN	**TOTAL UNIT**	n/a	n/a	n/a	n/a		n/a
MOOSE	**TOTAL UNIT**	103	92	1	10		0
MUSKOX	**TOTAL UNIT**	84	56	28	0		4
OTTER	**TOTAL UNIT**	109	41	24	44		n/a
WOLF	**TOTAL UNIT**	6	0	1	5		n/a
WOLVERINE	**TOTAL UNIT**	4	2	0	2		n/a

1993-94 HARVEST INFORMATION BY UNIT/SUBUNIT: UNIT 19

SPECIES	TYPE	HUNT	TOTAL HARVEST	SEX MALE	SEX FEMALE	SEX UNKNOWN	DLP	UNREPORTED ILLEGAL	AVERAGE HORN LGTH./ ANTLER WIDTH	COMMENTS
Unit/Subunit 19A										
BEAVER	Trapping		64	0	0	64		n/a		
BLACK BEAR	General Season		n/a	n/a	n/a	n/a		0		No sealing required in GMU 19
BROWN BEAR	General Season		4	2	2	0		0		
BROWN BEAR	Registration	WBB	0	0	0	0		0		WBB = Western Brown Bear subsistence hunt. Hunt held, no effort
BROWN BEAR	**TOTAL SUBUNIT**		4	2	2	0		0		
CARIBOU	General Season		n/a	n/a	n/a	n/a		n/a		See Beaver Mtns,Sunshine Mtns,and Mulchatna Herd summaries
LYNX	Hunting/Trapping		6	0	0	6		n/a		
MARTEN	Trapping		n/a	n/a	n/a	n/a		n/a		No sealing required in GMU 19. See GMU 19Z for unit-wide summary
MOOSE	General Season		138	135	2	1		0	39.1	
MOOSE	Tier II	TM684	12	11	1	0		0	n/a	
MOOSE	**TOTAL SUBUNIT**		150	146	3	1		0		
OTTER	Trapping		20	5	4	11		n/a		
SHEEP	General Season		0	0	0	0		0	0.00	
WOLF	Hunting/Trapping		6	4	2	0		n/a		
WOLVERINE	Hunting/Trapping		4	1	1	2		n/a		
Unit/Subunit 19B										
BEAVER	Trapping		4	0	0	4		n/a		
BLACK BEAR	General Season		n/a	n/a	n/a	n/a		0		No sealing required in GMU 19
BROWN BEAR	General Season		24	17	7	0		0		
BROWN BEAR	Registration	WBB	0	0	0	0		0		WBB = Western Brown Bear subsistence hunt. Hunt held, no effort
BROWN BEAR	**TOTAL SUBUNIT**		24	17	7	0		0		
CARIBOU	General Season		n/a	n/a	n/a	n/a		n/a		See Rainy Pass and Mulchatna Herd summaries
LYNX	Hunting/Trapping		0	0	0	0		n/a		
MARTEN	Trapping		n/a	n/a	n/a	n/a		n/a		No sealing required in GMU 19. See GMU 19Z for unit-wide summary
MOOSE	General Season		157	157	0	0		0	51.1	
OTTER	Trapping		9	4	5	0		n/a		
SHEEP	General Season		6	6	0	0		0	36.6	
WOLF	Hunting/Trapping		19	11	7	1		n/a		
WOLVERINE	Hunting/Trapping		7	2	4	1		n/a		
Unit/Subunit 19C										
BEAVER	Trapping		0	0	0	0		n/a		
BISON	Drawing	DI351	8	7	1	0		0		
BISON	Drawing	DI352	12	2	10	0		0		
BISON	**TOTAL SUBUNIT**		20	9	11	0		0		
BLACK BEAR	General Season		n/a	n/a	n/a	n/a		0		No sealing required in GMU 19
BROWN BEAR	General Season		14	5	9	0		0		
CARIBOU	General Season		n/a	n/a	n/a	n/a		n/a		See Big River, Rainy Pass, Tonzona, and Farewell Herd summaries
LYNX	Hunting/Trapping		2	0	0	2		n/a		

1993-94 HARVEST INFORMATION BY UNIT/SUBUNIT: UNIT 19

SPECIES	TYPE	HUNT	TOTAL HARVEST	SEX			DLP	UNREPORTED ILLEGAL	AVERAGE HORN LGTH./ ANTLER WIDTH	COMMENTS
				MALE	FEMALE	UNKNOWN				
Unit/Subunit 19C										
MARTEN	Trapping		n/a	n/a	n/a	n/a		n/a		No sealing required in GMU 19. See GMU 19Z for unit-wide summary
MOOSE	General Season		119	118	0	1		0	51.3	
OTTER	Trapping		0	0	0	0		n/a		
SHEEP	General Season		118	111	0	7		0	35.6	
WOLF	Hunting/Trapping		37	19	17	1		n/a		
WOLVERINE	Hunting/Trapping		14	11	3	0		n/a		
Unit/Subunit 19D										
BEAVER	Trapping		86	0	0	86		n/a		
BLACK BEAR	General Season		n/a	n/a	n/a	n/a		0		No sealing required in GMU 19
BROWN BEAR	General Season		1	1	0	0		0		
CARIBOU	General Season		n/a	n/a	n/a	n/a		n/a		See Beaver Mtns and Sunshine Mtns Herd summaries
LYNX	Hunting/Trapping		9	0	0	9		n/a		
MARTEN	Trapping		n/a	n/a	n/a	n/a		n/a		No sealing required in GMU 19. See GMU 19Z for unit-wide summary
MOOSE	General Season		119	119	0	0		0	41.1	
OTTER	Trapping		4	0	0	4		n/a		
SHEEP	General Season		0	0	0	0		0	0.00	
WOLF	Hunting/Trapping		22	6	14	2		n/a		
WOLVERINE	Hunting/Trapping		7	6	0	1		n/a		
Unit/Subunit 19Z										
COYOTE	Hunting/Trapping		12	0	0	12		n/a		Harvest data obtained from trapper questionnaires and interviews.
FOX	Hunting/Trapping		90	0	0	90		n/a		Data obtained from trapper questionnaires and interviews
MARTEN	Trapping		1624	0	0	1624		n/a		No sealing required in GMU 19. All marten harvest for GMU 19 summarized here. Information is obtained from trapper interviews and trapping questionnaires.
MINK	Trapping		51	0	0	51		n/a		Harvest information obtained from trapper questionnaires and trapper interviews
MOOSE	General Season		11	11	0	0		0	46.3	
SHEEP	General Season		1	1	0	0		0	40.2	

1993-94 HARVEST INFORMATION BY UNIT/SUBUNIT: UNIT 19

SPECIES	TYPE	TOTAL HARVEST	SEX MALE	SEX FEMALE	SEX UNKNOWN	UNREPORTED DLP	UNREPORTED ILLEGAL
UNIT 19 TOTALS FOR SPECIES AND HUNT TYPE							
BEAVER	Trapping	154	0	0	154		n/a
BISON	Drawing	20	9	11	0		0
BLACK BEAR	General Season	n/a	n/a	n/a	n/a		0
BROWN BEAR	General Season	43	25	18	0		0
BROWN BEAR	Registration	0	0	0	0		0
CARIBOU	General Season	n/a	n/a	n/a	n/a		n/a
COYOTE	Hunting/Trapping	12	0	0	12		n/a
FOX	Hunting/Trapping	90	0	0	90		n/a
LYNX	Hunting/Trapping	17	0	0	17		n/a
MARTEN	Trapping	1624	n/a	n/a	1624		n/a
MINK	Trapping	51	0	0	51		n/a
MOOSE	General Season	544	540	2	2		0
MOOSE	Tier II	12	11	1	0		0
OTTER	Trapping	33	9	9	15		n/a
SHEEP	General Season	125	118	0	7		0
WOLF	Hunting/Trapping	84	40	40	4		n/a
WOLVERINE	Hunting/Trapping	32	20	8	4		n/a
UNIT 19 TOTALS							
BEAVER	**TOTAL UNIT**	154	0	0	154		n/a
BISON	**TOTAL UNIT**	20	9	11	0		0
BLACK BEAR	**TOTAL UNIT**	n/a	n/a	n/a	n/a	0	n/a
BROWN BEAR	**TOTAL UNIT**	43	25	18	0	0	0
CARIBOU	**TOTAL UNIT**	n/a	n/a	n/a	n/a		n/a
COYOTE	**TOTAL UNIT**	12	0	0	12		n/a
FOX	**TOTAL UNIT**	90	0	0	90		n/a
LYNX	**TOTAL UNIT**	17	0	0	17		n/a
MARTEN	**TOTAL UNIT**	1624	n/a	n/a	1624		n/a
MINK	**TOTAL UNIT**	51	0	0	51		n/a
MOOSE	**TOTAL UNIT**	556	551	3	2		0
OTTER	**TOTAL UNIT**	33	9	9	15		n/a
SHEEP	**TOTAL UNIT**	125	118	0	7		0
WOLF	**TOTAL UNIT**	84	40	40	4		n/a
WOLVERINE	**TOTAL UNIT**	32	20	8	4		n/a

1993-94 HARVEST INFORMATION BY UNIT/SUBUNIT: UNIT 20

SPECIES	TYPE	HUNT	TOTAL HARVEST	SEX			UNREPORTED		AVERAGE HORN LGTH./ ANTLER WIDTH	COMMENTS
				MALE	FEMALE	UNKNOWN	DLP	ILLEGAL		
Unit/Subunit 20A										
BEAVER	Trapping		68	0	0	68		n/a		
BLACK BEAR	DLP						1	0		
BLACK BEAR	General Season		45	27	17	1		0		
BLACK BEAR	**TOTAL SUBUNIT**		45	27	17	1	1	0		
BROWN BEAR	DLP						5	0		
BROWN BEAR	General Season		14	9	5	0		0		
BROWN BEAR	**TOTAL SUBUNIT**		14	9	5	0	5	0		
LYNX	Hunting/Trapping		80	0	0	80		n/a		
MARTEN	Trapping		n/a	n/a	n/a	n/a		n/a		No sealing required in GMU 20
MOOSE	General Season		386	383	0	3		0	39.5	
OTTER	Trapping		8	5	2	1		n/a		
SHEEP	General Season		50	50	0	0		0	33.5	
SHEEP	Drawing	DS203	0	0	0	0		0	0.00	Hunt held. No effort, no success in GMU 20A.
SHEEP	Drawing	DS204	0	0	0	0		0	0.00	Hunt held. No effort, no success in GMU 20A.
SHEEP	**TOTAL SUBUNIT**		50	50	0	0		0		
WOLF	Hunting/Trapping		160	66	83	11		n/a		98 wolves were harvested in GMU 20A through ADF&G-instituted Wolf Control Program; 38 wolves were taken by members of the public in the Wolf Control Area; 24 wolves were harvested by members of the public in the remainder of GMU 20A.
WOLVERINE	Hunting/Trapping		16	12	4	0		n/a		
Unit/Subunit 20B										
BEAVER	Trapping		660	0	0	660		n/a		
BLACK BEAR	General Season		137	90	43	4		0		
BROWN BEAR	General Season		2	1	1	0		0		
CARIBOU	General Season		3	3	0	0		n/a		See also White Mtns and Fortymile Herd summaries
CARIBOU	Registration	RC863	15	15	0	0		0		See also White Mtns and Fortymile Herd summaries
CARIBOU	Drawing	DC877	0	0	0	0		0		See also White Mtns Herd summary
CARIBOU	Drawing	DC878	0	0	0	0		0		See also White Mtns Herd summary
CARIBOU	**TOTAL SUBUNIT**		18	18	0	0		0		
LYNX	Hunting/Trapping		113	0	0	113		n/a		
MARTEN	Trapping		n/a	n/a	n/a	n/a		n/a		No sealing required in GMU 20
MOOSE	General Season		438	431	2	5		0	36.6	
MOOSE	Federal	RM780	6	6	0	0		n/a	51.2	
MOOSE	Tier II	TM785	47	47	0	0		0	40.1	
MOOSE	Registration	RM786	42	42	0	0		0	28.4	
MOOSE	**TOTAL SUBUNIT**		533	526	2	5		0		
OTTER	Trapping		24	11	7	6		n/a		
SHEEP	General Season		0	0	0	0		0	0.00	
WOLF	Hunting/Trapping		103	48	53	2		n/a		
WOLVERINE	Hunting/Trapping		13	11	2	0		n/a		

1993-94 HARVEST INFORMATION BY UNIT/SUBUNIT: UNIT 20

SPECIES	TYPE	HUNT	TOTAL HARVEST	SEX			DLP	UNREPORTED ILLEGAL	AVERAGE HORN LGTH./ ANTLER WIDTH	COMMENTS
				MALE	FEMALE	UNKNOWN				
Unit/Subunit 20C										
BEAVER	Trapping		177	0	0	177		n/a		
BLACK BEAR	General Season		20	15	4	1		0		
BROWN BEAR	General Season		1	0	1	0		0		
LYNX	Hunting/Trapping		25	0	0	25		n/a		
MARTEN	Trapping		n/a	n/a	n/a	n/a		n/a		No sealing required in GMU 20
MOOSE	General Season		131	131	0	0		0	44.4	
OTTER	Trapping		7	3	2	2		n/a		
SHEEP	General Season		0	0	0	0		0	0.00	
WOLF	Hunting/Trapping		30	13	15	2		n/a		
WOLVERINE	Hunting/Trapping		4	3	1	0		n/a		
Unit/Subunit 20D										
BEAVER	Trapping		12	0	0	12		n/a		
BISON	Drawing	DI403	84	50	34	0		0		
BISON	Drawing	DI404	26	1	25	0		0		
BISON	**TOTAL SUBUNIT**		110	51	59	0		0		
BLACK BEAR	General Season		25	13	11	1		0		
BROWN BEAR	General Season		8	6	2	0		0		
CARIBOU	Registration	RC863	11	11	0	0		0		See also Fortymile Herd summary
CARIBOU	Registration	RC865	2	2	0	0		0		See also Fortymile Herd summary
CARIBOU	**TOTAL SUBUNIT**		13	13	0	0		0		
LYNX	Hunting/Trapping		41	0	0	41		n/a		
MARTEN	Trapping		n/a	n/a	n/a	n/a		n/a		No sealing required in GMU 20
MOOSE	General Season		154	153	0	1		0	36.3	
MOOSE	Tier II	TM787	0	0	0	0		0	0.00	
MOOSE	**TOTAL SUBUNIT**		154	153	0	1		0		
OTTER	Trapping		3	1	0	2		n/a		
SHEEP	Drawing	DS102	20	20	0	0		0	38.0	
SHEEP	Drawing	DS203	20	19	0	1		0	36.2	
SHEEP	Drawing	DS204	18	18	0	0		0	35.5	
SHEEP	Drawing	DS206	1	1	0	0		0	32.5	
SHEEP	**TOTAL SUBUNIT**		59	58	0	1		0		
WOLF	Hunting/Trapping		48	17	27	4		n/a		
WOLVERINE	Hunting/Trapping		9	2	2	5		n/a		
Unit/Subunit 20E										
BEAVER	Trapping		9	0	0	9		n/a		
BLACK BEAR	General Season		10	7	3	0		0		
BROWN BEAR	General Season		21	9	12	0		0		
CARIBOU	Federal	RC820	1	1	0	0		n/a		See also Fortymile Herd summary
CARIBOU	Registration	RC865	285	283	1	1		0		See also Fortymile Herd summary
CARIBOU	**TOTAL SUBUNIT**		286	284	1	1		0		
LYNX	Hunting/Trapping		46	0	0	46		n/a		
MARTEN	Trapping		n/a	n/a	n/a	n/a		n/a		No sealing required in GMU 20
MOOSE	General Season		129	128	0	1		0	47.6	
OTTER	Trapping		1	1	0	0		n/a		

1993-94 HARVEST INFORMATION BY UNIT/SUBUNIT: UNIT 20

SPECIES	TYPE	HUNT	TOTAL HARVEST	SEX MALE	SEX FEMALE	SEX UNKNOWN	DLP	UNREPORTED ILLEGAL	AVERAGE HORN LGTH./ ANTLER WIDTH	COMMENTS
Unit/Subunit 20E										
SHEEP	General Season		8	8	0	0		0	34.0	
SHEEP	Drawing	DS206	0	0	0	0		0	0.00	
SHEEP	**TOTAL SUBUNIT**		8	8	0	0		0		
WOLF	Hunting/Trapping		68	34	26	8		n/a		
WOLVERINE	Hunting/Trapping		10	7	3	0		n/a		
Unit/Subunit 20F										
BEAVER	Trapping		16	0	0	16		n/a		
BLACK BEAR	General Season		40	29	11	0		0		
BROWN BEAR	General Season		1	0	1	0		0		
CARIBOU	General Season		n/a	n/a	n/a	n/a		n/a		See White Mtns Herd summary
CARIBOU	Drawing	DC877	0	0	0	0		0		See also White Mtns Herd summary
CARIBOU	Drawing	DC878	0	0	0	0		0		See also White Mtns Herd summary
CARIBOU	**TOTAL SUBUNIT**		0	0	0	0		0		
LYNX	Hunting/Trapping		13	0	0	13		n/a		
MARTEN	Trapping		n/a	n/a	n/a	n/a		n/a		No sealing required in GMU 20
MOOSE	General Season		24	24	0	0		0	41.0	
MOOSE	Federal	RM790	0	0	0	0		n/a	0.00	Hunt held. No success.
MOOSE	**TOTAL SUBUNIT**		24	24	0	0		n/a		
OTTER	Trapping		0	0	0	0		n/a		
SHEEP	General Season		0	0	0	0		0	0.00	Hunt held. No effort.
WOLF	Hunting/Trapping		14	9	5	0		n/a		10 trappers took 14 wolves
WOLVERINE	Hunting/Trapping		2	2	0	0		n/a		
Unit/Subunit 20Z										
MOOSE	General Season		12	12	0	0		0	39.3	
SHEEP	General Season		0	0	0	0		0	0.00	

1993-94 HARVEST INFORMATION BY UNIT/SUBUNIT: UNIT 20

SPECIES	TYPE	TOTAL HARVEST	SEX MALE	SEX FEMALE	SEX UNKNOWN	UNREPORTED DLP	UNREPORTED ILLEGAL
UNIT 20 TOTALS FOR SPECIES AND HUNT TYPE							
BEAVER	Trapping	942	0	0	942		n/a
BISON	Drawing	110	51	59	0		0
BLACK BEAR	DLP					1	0
BLACK BEAR	General Season	277	181	89	7		0
BROWN BEAR	DLP					5	0
BROWN BEAR	General Season	47	25	22	0		0
CARIBOU	Drawing	0	0	0	0		0
CARIBOU	Federal	1	1	0	0		n/a
CARIBOU	General Season	3	3	n/a	n/a		n/a
CARIBOU	Registration	313	311	1	1		0
LYNX	Hunting/Trapping	318	0	0	318		n/a
MARTEN	Trapping	n/a	n/a	n/a	n/a		n/a
MOOSE	Federal	6	6	0	0		n/a
MOOSE	General Season	1274	1262	2	10		0
MOOSE	Registration	42	42	0	0		0
MOOSE	Tier II	47	47	0	0		0
OTTER	Trapping	43	21	11	11		n/a
SHEEP	Drawing	59	58	0	1		0
SHEEP	General Season	58	58	0	0		0
WOLF	Hunting/Trapping	423	187	209	27		n/a
WOLVERINE	Hunting/Trapping	54	37	12	5		n/a
UNIT 20 TOTALS							
BEAVER	**TOTAL UNIT**	942	0	0	942		n/a
BISON	**TOTAL UNIT**	110	51	59	0		0
BLACK BEAR	**TOTAL UNIT**	277	181	89	7	1	0
BROWN BEAR	**TOTAL UNIT**	47	25	22	0	5	0
CARIBOU	**TOTAL UNIT**	317	315	1	1		n/a
LYNX	**TOTAL UNIT**	318	0	0	318		n/a
MARTEN	**TOTAL UNIT**	n/a	n/a	n/a	n/a		n/a
MOOSE	**TOTAL UNIT**	1369	1357	2	10		0
OTTER	**TOTAL UNIT**	43	21	11	11		n/a
SHEEP	**TOTAL UNIT**	117	116	0	1		0
WOLF	**TOTAL UNIT**	423	187	209	27		n/a
WOLVERINE	**TOTAL UNIT**	54	37	12	5		n/a

1993-94 HARVEST INFORMATION BY UNIT/SUBUNIT: UNIT 21

SPECIES	TYPE	HUNT	TOTAL HARVEST	SEX			DLP	UNREPORTED ILLEGAL	AVERAGE HORN LGTH./ ANTLER WIDTH	COMMENTS
				MALE	FEMALE	UNKNOWN				
Unit/Subunit 21A										
BEAVER	Trapping		111	0	0	111		n/a		
BLACK BEAR	General Season		n/a	n/a	n/a	n/a		0		No sealing required in GMU 21
BROWN BEAR	General Season		0	0	0	0		0		
CARIBOU	General Season		n/a	n/a	n/a	n/a		n/a		See Beaver Mtns and Sunshine Mtns Herd summaries
LYNX	Hunting/Trapping		20	0	0	20		n/a		
MARTEN	Trapping		n/a	n/a	n/a	n/a		n/a		No sealing required in GMU 21
MOOSE	General Season		119	119	0	0		0	48.1	
OTTER	Trapping		5	2	3	0		n/a		
WOLF	Hunting/Trapping		7	4	3	0		n/a		
WOLVERINE	Hunting/Trapping		15	7	8	0		n/a		
Unit/Subunit 21B										
BEAVER	Trapping		14	0	0	14		n/a		
BLACK BEAR	General Season		0	0	0	0		0		No sealing required in GMU 21
BROWN BEAR	General Season		0	0	0	0		0		
CARIBOU	General Season		0	0	0	0		n/a		See also Wolf Mtn and Galena Mtn Herd summaries
LYNX	Hunting/Trapping		13	0	0	13		n/a		
MARTEN	Trapping		n/a	n/a	n/a	n/a		n/a		No sealing required in GMU 21
MOOSE	General Season		72	71	1	0		0	40.4	
OTTER	Trapping		0	0	0	0		n/a		
WOLF	Hunting/Trapping		12	6	6	0		n/a		
WOLVERINE	Hunting/Trapping		9	3	6	0		n/a		
Unit/Subunit 21C										
BLACK BEAR	General Season		0	0	0	0		0		No sealing required in GMU 21
BROWN BEAR	General Season		1	0	1	0		0		
CARIBOU	General Season		0	0	0	0		2		See also Ray Mtns, Wolf Mtn, Galena Mtn, and W. Arctic Herd summaries
LYNX	Hunting/Trapping		0	0	0	0		n/a		
MARTEN	Trapping		n/a	n/a	n/a	n/a		n/a		No sealing required in GMU 21
MOOSE	General Season		20	20	0	0		0	51.9	
OTTER	Trapping		0	0	0	0		n/a		
WOLF	Hunting/Trapping		0	0	0	0		n/a		
WOLVERINE	Hunting/Trapping		0	0	0	0		n/a		
Unit/Subunit 21D										
BEAVER	Trapping		205	0	0	205		n/a		
BLACK BEAR	General Season		0	0	0	0		0		No sealing required in GMU 21
BROWN BEAR	General Season		3	2	1	0		0		
CARIBOU	General Season		1	1	0	0		n/a		See also Wolf Mtn, Galena Mtn, and W. Arctic Herd summaries
LYNX	Hunting/Trapping		15	0	0	15		n/a		
MARTEN	Trapping		n/a	n/a	n/a	n/a		n/a		No sealing required in GMU 21
MOOSE	General Season		260	235	23	2		0	47.8	

1993-94 HARVEST INFORMATION BY UNIT/SUBUNIT: UNIT 21

SPECIES	TYPE	HUNT	TOTAL HARVEST	SEX MALE	SEX FEMALE	SEX UNKNOWN	DLP	UNREPORTED ILLEGAL	AVERAGE HORN LGTH./ ANTLER WIDTH	COMMENTS
Unit/Subunit 21D										
OTTER	Trapping		13	5	2	6		n/a		9 trappers took 13 otters
WOLF	Hunting/Trapping		43	26	14	3		n/a		36 trappers took 43 wolves
WOLVERINE	Hunting/Trapping		16	6	9	1		n/a		
Unit/Subunit 21E										
BEAVER	Trapping		0	0	0	0		n/a		
BLACK BEAR	General Season		n/a	n/a	n/a	n/a		0		No sealing required in GMU 21
BROWN BEAR	General Season		2	2	0	0		0		
CARIBOU	General Season		n/a	n/a	n/a	n/a		n/a		See Andreafsky and W. Arctic Herd summaries
LYNX	Hunting/Trapping		0	0	0	0		n/a		
MARTEN	Trapping		n/a	n/a	n/a	n/a		n/a		No sealing required in GMU 21
MOOSE	General Season		123	121	2	0		0	41.1	
OTTER	Trapping		19	12	5	2		n/a		
WOLF	Hunting/Trapping		7	4	2	1		n/a		
WOLVERINE	Hunting/Trapping		4	1	2	1		n/a		
Unit/Subunit 21Z										
MOOSE	General Season		4	4	0	0		0	40.2	

1993-94 HARVEST INFORMATION BY UNIT/SUBUNIT: UNIT 21

SPECIES	TYPE	TOTAL HARVEST	SEX			UNREPORTED	
			MALE	FEMALE	UNKNOWN	DLP	ILLEGAL
UNIT 21 TOTALS FOR SPECIES AND HUNT TYPE							
BEAVER	Trapping	330	0	0	330		n/a
BLACK BEAR	General Season	n/a	n/a	n/a	n/a		0
BROWN BEAR	General Season	6	4	2	0		0
CARIBOU	General Season	1	1	n/a	n/a		2
LYNX	Hunting/Trapping	48	0	0	48		n/a
MARTEN	Trapping	n/a	n/a	n/a	n/a		n/a
MOOSE	General Season	598	570	26	2		0
OTTER	Trapping	37	19	10	8		n/a
WOLF	Hunting/Trapping	69	40	25	4		n/a
WOLVERINE	Hunting/Trapping	44	17	25	2		n/a
UNIT 21 TOTALS							
BEAVER	**TOTAL UNIT**	330	0	0	330		n/a
BLACK BEAR	**TOTAL UNIT**	n/a	n/a	n/a	n/a	0	n/a
BROWN BEAR	**TOTAL UNIT**	6	4	2	0	0	0
CARIBOU	**TOTAL UNIT**	1	1	0	0		2
LYNX	**TOTAL UNIT**	48	0	0	48		n/a
MARTEN	**TOTAL UNIT**	n/a	n/a	n/a	n/a		n/a
MOOSE	**TOTAL UNIT**	598	570	26	2		0
OTTER	**TOTAL UNIT**	37	19	10	8		n/a
WOLF	**TOTAL UNIT**	69	40	25	4		n/a
WOLVERINE	**TOTAL UNIT**	44	17	25	2		n/a

1993-94 HARVEST INFORMATION BY UNIT/SUBUNIT: UNIT 22

SPECIES	TYPE	HUNT	TOTAL HARVEST	SEX MALE	SEX FEMALE	SEX UNKNOWN	DLP	UNREPORTED ILLEGAL	AVERAGE HORN LGTH./ ANTLER WIDTH	COMMENTS
Unit/Subunit 22A										
BEAVER	Trapping		11	0	0	11		n/a		4 trappers took 11 beavers. Transportation data reflect mode of transport for each animal taken
BLACK BEAR	General Season		n/a	n/a	n/a	n/a		0		No sealing required in GMU 22
BROWN BEAR	General Season		4	4	0	0		0		
CARIBOU	General Season		n/a	n/a	n/a	n/a		n/a		See Western Arctic Herd summary
LYNX	Hunting/Trapping		2	0	0	2		n/a		
MARTEN	Trapping		n/a	n/a	n/a	n/a		n/a		No sealing required in GMU 22
MOOSE	General Season		22	22	0	0		0	37.8	
OTTER	Trapping		0	0	0	0		n/a		
WOLF	Hunting/Trapping		23	16	5	2		n/a		8 trappers took 23 wolves. Transportation data reflect mode of transport for each animal taken
WOLVERINE	Hunting/Trapping		4	4	0	0		n/a		
Unit/Subunit 22B										
BEAVER	Trapping		4	0	0	4		n/a		1 trapper took 4 beavers. Transportation data reflect mode of transport for each animal taken
BLACK BEAR	General Season		n/a	n/a	n/a	n/a		0		No sealing required in GMU 22
BROWN BEAR	General Season		11	5	5	1		0		
BROWN BEAR	Drawing	DB688	2	1	1	0		0		
BROWN BEAR	Drawing	DB698	6	6	0	0		0		
BROWN BEAR	**TOTAL SUBUNIT**		19	12	6	1		0		
CARIBOU	General Season		n/a	n/a	n/a	n/a		n/a		See Western Arctic Herd summary
LYNX	Hunting/Trapping		0	0	0	0		n/a		
MARTEN	Trapping		n/a	n/a	n/a	n/a		n/a		No sealing required in GMU 22
MOOSE	General Season		83	77	5	1		0	44.2	
OTTER	Trapping		4	3	1	0		n/a		
WOLF	Hunting/Trapping		11	8	3	0		n/a		6 trappers took 11 wolves. Transportation data reflect mode of transport for each animal taken
WOLVERINE	Hunting/Trapping		9	6	2	1		n/a		7 trappers took 9 wolverines. Transportation data reflect mode of transport for each animal taken
Unit/Subunit 22C										
BEAVER	Trapping		25	0	0	25		n/a		4 trappers took 25 beavers. Transportation data reflect mode of transport for each animal taken
BLACK BEAR	General Season		n/a	n/a	n/a	n/a		0		No sealing required in GMU 22
BROWN BEAR	DLP						1	0		
BROWN BEAR	General Season		7	5	2	0		0		
BROWN BEAR	Drawing	DB688	2	0	2	0		0		
BROWN BEAR	Drawing	DB698	0	0	0	0		0		Hunt held. No effort, no success.
BROWN BEAR	**TOTAL SUBUNIT**		9	5	4	0	1	0		
LYNX	Hunting/Trapping		0	0	0	0		n/a		
MARTEN	Trapping		n/a	n/a	n/a	n/a		n/a		No sealing required in GMU 22

1993-94 HARVEST INFORMATION BY UNIT/SUBUNIT: UNIT 22

SPECIES	TYPE	HUNT	TOTAL HARVEST	SEX			DLP	UNREPORTED ILLEGAL	AVERAGE HORN LGTH./ ANTLER WIDTH	COMMENTS
				MALE	FEMALE	UNKNOWN				
Unit/Subunit 22C										
MOOSE	General Season		23	23	0	0		0	36.0	
OTTER	Trapping		4	0	1	3		n/a		
WOLF	Hunting/Trapping		0	0	0	0		n/a		
WOLVERINE	Hunting/Trapping		3	1	1	1		n/a		Transportation data reflect mode of transport for each animal taken
Unit/Subunit 22D										
BEAVER	Trapping		1	0	0	1		n/a		
BLACK BEAR	General Season		n/a	n/a	n/a	n/a		0		No sealing required in GMU 22
BROWN BEAR	General Season		6	4	2	0		0		
BROWN BEAR	Drawing	DB689	1	0	1	0		0		
BROWN BEAR	Drawing	DB699	2	1	1	0		0		
BROWN BEAR	**TOTAL SUBUNIT**		9	5	4	0		0		
LYNX	Hunting/Trapping		0	0	0	0		n/a		
MARTEN	Trapping		n/a	n/a	n/a	n/a		n/a		No sealing required in GMU 22
MOOSE	General Season		100	91	9	0		0	42.7	
OTTER	Trapping		0	0	0	0		n/a		
WOLF	Hunting/Trapping		0	0	0	0		n/a		
WOLVERINE	Hunting/Trapping		4	2	0	2		n/a		Transportation data reflect mode of transport for each animal taken
Unit/Subunit 22E										
BLACK BEAR	General Season		n/a	n/a	n/a	n/a		0		
BROWN BEAR	General Season		3	2	1	0		0		
BROWN BEAR	Drawing	DB689	0	0	0	0		0		Hunt held. No effort, no success.
BROWN BEAR	Drawing	DB699	0	0	0	0		0		Hunt held. No effort, no success.
BROWN BEAR	**TOTAL SUBUNIT**		3	2	1	0		0		
LYNX	Hunting/Trapping		0	0	0	0		n/a		
MARTEN	Trapping		n/a	n/a	n/a	n/a		n/a		No sealing required in GMU 22
MOOSE	General Season		19	12	7	0		0	43.2	
OTTER	Trapping		1	0	0	1		n/a		
WOLVERINE	Hunting/Trapping		4	2	1	1		n/a		
Unit/Subunit 22Z										
MOOSE	General Season		0	0	0	0		0	0.00	

1993-94 HARVEST INFORMATION BY UNIT/SUBUNIT: UNIT 22

SPECIES	TYPE	TOTAL HARVEST	SEX MALE	SEX FEMALE	SEX UNKNOWN	UNREPORTED DLP	UNREPORTED ILLEGAL
UNIT 22 TOTALS FOR SPECIES AND HUNT TYPE							
BEAVER	Trapping	41	0	0	41		n/a
BLACK BEAR	General Season	n/a	n/a	n/a	n/a		0
BROWN BEAR	DLP					1	0
BROWN BEAR	Drawing	13	8	5	0		0
BROWN BEAR	General Season	31	20	10	1		0
CARIBOU	General Season	n/a	n/a	n/a	n/a		n/a
LYNX	Hunting/Trapping	2	0	0	2		n/a
MARTEN	Trapping	n/a	n/a	n/a	n/a		n/a
MOOSE	General Season	247	225	21	1		0
OTTER	Trapping	9	3	2	4		n/a
WOLF	Hunting/Trapping	34	24	8	2		n/a
WOLVERINE	Hunting/Trapping	24	15	4	5		n/a
UNIT 22 TOTALS							
BEAVER	**TOTAL UNIT**	41	0	0	41		n/a
BLACK BEAR	**TOTAL UNIT**	0	0	0	0	0	n/a
BROWN BEAR	**TOTAL UNIT**	44	28	15	1	1	0
CARIBOU	**TOTAL UNIT**	n/a	n/a	n/a	n/a		n/a
LYNX	**TOTAL UNIT**	2	0	0	2		n/a
MARTEN	**TOTAL UNIT**	n/a	n/a	n/a	n/a		n/a
MOOSE	**TOTAL UNIT**	247	225	21	1		0
OTTER	**TOTAL UNIT**	9	3	2	4		n/a
WOLF	**TOTAL UNIT**	34	24	8	2		n/a
WOLVERINE	**TOTAL UNIT**	24	15	4	5		n/a

1993-94 HARVEST INFORMATION BY UNIT/SUBUNIT: UNIT 23

SPECIES	TYPE	HUNT	TOTAL HARVEST	SEX MALE	SEX FEMALE	SEX UNKNOWN	DLP	UNREPORTED ILLEGAL	AVERAGE HORN LGTH./ ANTLER WIDTH	COMMENTS
Unit/Subunit 23										
BEAVER	Trapping		10	0	0	10		n/a		
BLACK BEAR	General Season		n/a	n/a	n/a	n/a		0		No harvest information collected for black bears in Unit 23: sealing not required.
BROWN BEAR	DLP						2			DLP = 1 male, 1 unknown sex
BROWN BEAR	General Season		23	17	6	0		0		
BROWN BEAR	Drawing	DB781	7	6	1	0		0		
BROWN BEAR	Drawing	DB791	5	5	0	0		0		
BROWN BEAR	Registration	NWBB	5	0	0	5		0		NWBB = Northwest Brown Bear subsistence hunt. Use of aircraft not permitted for transporting hunters, gear or bears harvested except to and from state-maintained airports. Thirty four residents of Unit 23 and 7 nonlocal Alaskan residents did not report. This hunt open to residents of Alaska only.
CARIBOU	General Season		n/a	n/a	n/a	n/a		n/a		See W. Arctic Herd summary
LYNX	Hunting/Trapping		5	1	4	0		n/a		3 trappers took 5 lynx. Transportation data reflect mode of transport for each animal taken
MARTEN	Trapping		n/a	n/a	n/a	n/a		n/a		No sealing required in GMU 23
MOOSE	General Season		135	117	17	1		0	49.9	
OTTER	Trapping		0	0	0	0		n/a		
SHEEP	General Season		9	9	0	0		0	33.4	Season shortened by emergency order. Open season Sept. 1-20.
SHEEP	Registration	RS385	0	0	0	0		0	0.00	Season canceled by emergency order
SHEEP	Registration	RS387	11	10	1	0		0	27.9	Winter season closed by emergency order in that portion of Unit 23 south and east of the Noatak River including the Igichuk Hills.
WOLF	Hunting/Trapping		50	30	17	3		n/a		Transportation data reflect mode of transport for each animal taken
WOLVERINE	Hunting/Trapping		19	11	8	0		n/a		

1993-94 HARVEST INFORMATION BY UNIT/SUBUNIT: UNIT 23

SPECIES	TYPE	TOTAL HARVEST	SEX MALE	SEX FEMALE	SEX UNKNOWN	UNREPORTED DLP	UNREPORTED ILLEGAL
UNIT 23 TOTALS FOR SPECIES AND HUNT TYPE							
BEAVER	Trapping	10	0	0	10		n/a
BLACK BEAR	General Season	n/a	n/a	n/a	n/a		0
BROWN BEAR	DLP					2	
BROWN BEAR	Drawing	12	11	1	0		0
BROWN BEAR	General Season	23	17	6	0		0
BROWN BEAR	Registration	5	0	0	5		0
CARIBOU	General Season	n/a	n/a	n/a	n/a		n/a
LYNX	Hunting/Trapping	5	1	4	0		n/a
MARTEN	Trapping	n/a	n/a	n/a	n/a		n/a
MOOSE	General Season	135	117	17	1		0
OTTER	Trapping	0	0	0	0		n/a
SHEEP	General Season	9	9	0	0		0
SHEEP	Registration	11	10	1	0		0
WOLF	Hunting/Trapping	50	30	17	3		n/a
WOLVERINE	Hunting/Trapping	19	11	8	0		n/a
UNIT 23 TOTALS							
BEAVER	**TOTAL UNIT**	10	0	0	10		n/a
BLACK BEAR	**TOTAL UNIT**	n/a	n/a	n/a	n/a	0	n/a
BROWN BEAR	**TOTAL UNIT**	40	28	7	5	2	0
CARIBOU	**TOTAL UNIT**	n/a	n/a	n/a	n/a		n/a
LYNX	**TOTAL UNIT**	5	1	4	0		n/a
MARTEN	**TOTAL UNIT**	n/a	n/a	n/a	n/a		n/a
MOOSE	**TOTAL UNIT**	135	117	17	1		0
OTTER	**TOTAL UNIT**	0	0	0	0		n/a
SHEEP	**TOTAL UNIT**	20	19	1	0		0
WOLF	**TOTAL UNIT**	50	30	17	3		n/a
WOLVERINE	**TOTAL UNIT**	19	11	8	0		n/a

1993-94 HARVEST INFORMATION BY UNIT/SUBUNIT: UNIT 24

SPECIES	TYPE	HUNT	TOTAL HARVEST	SEX			DLP	UNREPORTED ILLEGAL	AVERAGE HORN LGTH./ ANTLER WIDTH	COMMENTS
				MALE	FEMALE	UNKNOWN				
Unit/Subunit 24										
BEAVER	Trapping		324	0	0	324		n/a		310 trappers took 324 beavers
BLACK BEAR	General Season		4	3	1	0		0		No sealing required in GMU 24
BROWN BEAR	DLP						2	0		
BROWN BEAR	General Season		7	7	0	0		0		
BROWN BEAR	Registration	NWBB	0	0	0	0		0		NWBB = Northwest Brown Bear subsistence hunt. Hunt held. No effort. Use of aircraft not permitted for transporting hunters, gear or bears harvested except to and from state-maintained airports
CARIBOU	General Season		9	9	0	0		n/a		See also Ray Mtns, Wolf Mtn, and W. Arctic Herd summaries
FOX	Hunting/Trapping		3	0	0	3		n/a		Sealing not required. Actual number harvested is probably much higher.
LYNX	Hunting/Trapping		123	0	0	123		n/a		
MARTEN	Trapping		610	0	0	610		n/a		No sealing required in GMU 24. Data obtained from trapper questionnaires and interviews
MINK	Trapping		3	n/a	n/a	3		n/a		Sealing not required. Minimum known harvest. Data obtained from trapper surveys
MOOSE	General Season		151	139	12	0		0	50.2	
MOOSE	Federal	RM891	5	5	0	0		n/a	37.0	
OTTER	Trapping		23	5	2	16		n/a		9 trappers took 23 otters. Transportation data reflect mode of transport for each animal taken
SHEEP	General Season		22	22	0	0		0	34.3	
SHEEP	Subsistence		0	0	0	0		0	0.00	Gates of the Arctic Subsistence Hunt. Hunt held, no effort.
SHEEP	Federal	RS424	4	4	0	0		n/a	35.8	27 permits issued, 21 reported
WOLF	Hunting/Trapping		94	50	38	6		n/a		
WOLVERINE	Hunting/Trapping		30	16	9	5		n/a		Transportation data reflect mode of transport for each animal taken

1993-94 HARVEST INFORMATION BY UNIT/SUBUNIT: UNIT 24

SPECIES	TYPE	TOTAL HARVEST	SEX MALE	SEX FEMALE	SEX UNKNOWN	UNREPORTED DLP	UNREPORTED ILLEGAL
UNIT 24 TOTALS FOR SPECIES AND HUNT TYPE							
BEAVER	Trapping	324	0	0	324		n/a
BLACK BEAR	General Season	4	3	1	0		0
BROWN BEAR	DLP					2	0
BROWN BEAR	General Season	7	7	0	0		0
BROWN BEAR	Registration	0	0	0	0		0
CARIBOU	General Season	9	9	0	0		n/a
FOX	Hunting/Trapping	3	0	0	3		n/a
LYNX	Hunting/Trapping	123	0	0	123		n/a
MARTEN	Trapping	610	0	0	610		n/a
MINK	Trapping	3	n/a	n/a	3		n/a
MOOSE	Federal	5	5	0	0		n/a
MOOSE	General Season	151	139	12	0		0
OTTER	Trapping	23	5	2	16		n/a
SHEEP	Federal	4	4	0	0		n/a
SHEEP	General Season	22	22	0	0		0
SHEEP	Subsistence	0	0	0	0		0
WOLF	Hunting/Trapping	94	50	38	6		n/a
WOLVERINE	Hunting/Trapping	30	16	9	5		n/a
UNIT 24 TOTALS							
BEAVER	**TOTAL UNIT**	324	0	0	324		n/a
BLACK BEAR	**TOTAL UNIT**	4	3	1	0	0	n/a
BROWN BEAR	**TOTAL UNIT**	7	7	0	0	2	0
CARIBOU	**TOTAL UNIT**	9	9	0	0		n/a
FOX	**TOTAL UNIT**	3	0	0	3		n/a
LYNX	**TOTAL UNIT**	123	0	0	123		n/a
MARTEN	**TOTAL UNIT**	610	0	0	610		n/a
MINK	**TOTAL UNIT**	3	n/a	n/a	3		n/a
MOOSE	**TOTAL UNIT**	156	144	12	0		0
OTTER	**TOTAL UNIT**	23	5	2	16		n/a
SHEEP	**TOTAL UNIT**	26	26	0	0		0
WOLF	**TOTAL UNIT**	94	50	38	6		n/a
WOLVERINE	**TOTAL UNIT**	30	16	9	5		n/a

1993-94 HARVEST INFORMATION BY UNIT/SUBUNIT: UNIT 25

SPECIES	TYPE	HUNT	TOTAL HARVEST	SEX			DLP	UNREPORTED ILLEGAL	AVERAGE HORN LGTH./ ANTLER WIDTH	COMMENTS
				MALE	FEMALE	UNKNOWN				
Unit/Subunit 25A										
BEAVER	Trapping		8	0	0	8		n/a		5 trappers took 8 beavers
BLACK BEAR	General Season		n/a	n/a	n/a	n/a		0		No sealing required in GMU 25
BROWN BEAR	General Season		4	3	1	0		0		
BROWN BEAR	Drawing	DB882	2	0	2	0		0		
BROWN BEAR	Drawing	DB883	0	0	0	0		0		
BROWN BEAR	Drawing	DB884	2	2	0	0		0		
BROWN BEAR	Drawing	DB892	0	0	0	0		0		No permits issued
BROWN BEAR	Drawing	DB893	0	0	0	0		0		No permits issued
BROWN BEAR	Drawing	DB894	0	0	0	0		0		No permits issued
BROWN BEAR	**TOTAL SUBUNIT**		8	5	3	0		0		
CARIBOU	General Season		49	49	0	0		200		See also Porcupine Herd summary
LYNX	Hunting/Trapping		8	0	0	8		n/a		
MARTEN	Trapping		n/a	n/a	n/a	n/a		n/a		No sealing required in GMU 25
MOOSE	General Season		27	27	0	0		0	50.1	
MOOSE	Federal	RM942	0	0	0	0		n/a	0.00	No permits issued
MOOSE	**TOTAL SUBUNIT**		27	27	0	0		n/a		
OTTER	Trapping		0	0	0	0		n/a		
SHEEP	General Season		24	23	0	1		0	35.7	
SHEEP	Registration	RS595	3	0	3	0		0	n/a	
SHEEP	Federal	RS597	0	0	0	0		n/a	0.00	No permits issued
SHEEP	Federal	RS598	0	0	0	0		n/a	0.00	No permits issued
SHEEP	**TOTAL SUBUNIT**		27	23	3	1		n/a		
WOLF	Hunting/Trapping		18	8	10	0		n/a		
WOLVERINE	Hunting/Trapping		16	8	4	4		n/a		
Unit/Subunit 25B										
BEAVER	Trapping		22	0	0	22		n/a		
BLACK BEAR	General Season		n/a	n/a	n/a	n/a		0		No sealing required in GMU 25
BROWN BEAR	General Season		2	2	0	0		0		
CARIBOU	General Season		1	1	0	0		10		See also Porcupine Herd summary
LYNX	Hunting/Trapping		88	0	0	88		n/a		11 trappers took 88 lynx. Transportation data reflect mode of transport for each animal taken
MARTEN	Trapping		n/a	n/a	n/a	n/a		n/a		No sealing required in GMU 25
MOOSE	General Season		43	43	0	0		0	48.4	
OTTER	Trapping		0	0	0	0		n/a		
SHEEP	General Season		0	0	0	0		0	0.00	
WOLF	Hunting/Trapping		12	6	1	5		n/a		
WOLVERINE	Hunting/Trapping		13	5	3	5		n/a		
Unit/Subunit 25C										
BEAVER	Trapping		3	0	0	3		n/a		
BLACK BEAR	DLP						1	0		
BLACK BEAR	General Season		3	3	0	0		0		
BLACK BEAR	**TOTAL SUBUNIT**		3	3	0	0	1	0		
BROWN BEAR	General Season		3	3	0	0		0		

1993-94 HARVEST INFORMATION BY UNIT/SUBUNIT: UNIT 25

SPECIES	TYPE	HUNT	TOTAL HARVEST	SEX MALE	SEX FEMALE	SEX UNKNOWN	DLP	UNREPORTED ILLEGAL	AVERAGE HORN LGTH./ ANTLER WIDTH	COMMENTS
Unit/Subunit 25C										
CARIBOU	General Season		18	18	0	0		n/a		See also White Mtns Herd summary
CARIBOU	Registration	RC865	12	12	0	0		0		See also Fortymile Herd summary
CARIBOU	Drawing	DC877	0	0	0	0		0		See also White Mtns Herd summary
CARIBOU	Drawing	DC878	0	0	0	0		0		See also White Mtns Herd summary
CARIBOU	**TOTAL SUBUNIT**		30	30	0	0		0		
LYNX	Hunting/Trapping		6	0	0	6		n/a		
MARTEN	Trapping		n/a	n/a	n/a	n/a		n/a		No sealing required in GMU 25
MOOSE	General Season		55	54	1	0		0	41.1	
OTTER	Trapping		0	0	0	0		n/a		
SHEEP	General Season		5	5	0	0		0	34.4	
WOLF	Hunting/Trapping		19	10	9	0		n/a		
WOLVERINE	Hunting/Trapping		7	7	0	0		n/a		
Unit/Subunit 25D										
BEAVER	Trapping		68	0	0	68		n/a		9 trappers took 68 beavers
BLACK BEAR	General Season		n/a	n/a	n/a	n/a		0		No sealing required in GMU 25
BROWN BEAR	General Season		0	0	0	0		0		
CARIBOU	General Season		1	1	0	0		n/a		See also Porcupine and White Mountain summaries
LYNX	Hunting/Trapping		266	0	0	266		n/a		
MARTEN	Trapping		n/a	n/a	n/a	n/a		n/a		No sealing required in GMU 25
MOOSE	General Season		28	27	1	0		0	46.7	
MOOSE	Tier II	TM940	10	10	0	0		0	47.7	
MOOSE	Federal	RM945	0	0	0	0		n/a	0.00	No permits issued
MOOSE	**TOTAL SUBUNIT**		38	37	1	0		n/a		
OTTER	Trapping		3	3	0	0		n/a		
SHEEP	General Season		3	3	0	0		0	32.6	
WOLF	Hunting/Trapping		19	10	7	2		n/a		
WOLVERINE	Hunting/Trapping		13	10	2	1		n/a		
Unit/Subunit 25Z										
MOOSE	General Season		2	2	0	0		0	n/a	
SHEEP	General Season		1	1	0	0		0	32.0	

1993-94 HARVEST INFORMATION BY UNIT/SUBUNIT: UNIT 25

SPECIES	TYPE	TOTAL HARVEST	SEX			UNREPORTED	
			MALE	FEMALE	UNKNOWN	DLP	ILLEGAL
UNIT 25 TOTALS FOR SPECIES AND HUNT TYPE							
BEAVER	Trapping	101	0	0	101		n/a
BLACK BEAR	DLP					1	0
BLACK BEAR	General Season	3	3	n/a	n/a		0
BROWN BEAR	Drawing	4	2	2	0		0
BROWN BEAR	General Season	9	8	1	0		0
CARIBOU	Drawing	0	0	0	0		0
CARIBOU	General Season	69	69	0	0		210
CARIBOU	Registration	12	12	0	0		0
LYNX	Hunting/Trapping	368	0	0	368		n/a
MARTEN	Trapping	n/a	n/a	n/a	n/a		n/a
MOOSE	Federal	0	0	0	0		n/a
MOOSE	General Season	155	153	2	0		0
MOOSE	Tier II	10	10	0	0		0
OTTER	Trapping	3	3	0	0		n/a
SHEEP	Federal	0	0	0	0		n/a
SHEEP	General Season	33	32	0	1		0
SHEEP	Registration	3	0	3	0		0
WOLF	Hunting/Trapping	68	34	27	7		n/a
WOLVERINE	Hunting/Trapping	49	30	9	10		n/a
UNIT 25 TOTALS							
BEAVER	**TOTAL UNIT**	101	0	0	101		n/a
BLACK BEAR	**TOTAL UNIT**	3	3	n/a	n/a	1	n/a
BROWN BEAR	**TOTAL UNIT**	13	10	3	0	0	0
CARIBOU	**TOTAL UNIT**	81	81	0	0		210
LYNX	**TOTAL UNIT**	368	0	0	368		n/a
MARTEN	**TOTAL UNIT**	n/a	n/a	n/a	n/a		n/a
MOOSE	**TOTAL UNIT**	165	163	2	0		0
OTTER	**TOTAL UNIT**	3	3	0	0		n/a
SHEEP	**TOTAL UNIT**	36	32	3	1		0
WOLF	**TOTAL UNIT**	68	34	27	7		n/a
WOLVERINE	**TOTAL UNIT**	49	30	9	10		n/a

1993-94 HARVEST INFORMATION BY UNIT/SUBUNIT: UNIT 26

SPECIES	TYPE	HUNT	TOTAL HARVEST	SEX MALE	SEX FEMALE	SEX UNKNOWN	DLP	UNREPORTED ILLEGAL	AVERAGE HORN LGTH./ ANTLER WIDTH	COMMENTS
Unit/Subunit 26A										
BLACK BEAR	General Season		n/a	n/a	n/a	n/a		0		No sealing required in GMU 26
BROWN BEAR	DLP						2	0		
BROWN BEAR	General Season		11	8	3	0		0		
BROWN BEAR	Drawing	DB985	5	4	0	1		0		
BROWN BEAR	Drawing	DB986	1	1	0	0		0		
BROWN BEAR	Drawing	DB995	4	4	0	0		0		
BROWN BEAR	Drawing	DB996	2	1	1	0		0		
BROWN BEAR	Registration	NWBB	0	0	0	0		0		NWBB = Northwest Brown Bear subsistence hunt. Hunt held. No success. Use of aircraft not permitted for transporting hunters, gear or bears harvested except to and from state-maintained airports
BROWN BEAR	**TOTAL SUBUNIT**		23	18	4	1	2	0		
CARIBOU	General Season		123	115	8			330		See also Porcupine and W. Arctic Herd summaries
LYNX	Hunting/Trapping		0	0	0	0		n/a		
MARTEN	Trapping		n/a	n/a	n/a	n/a		n/a		No sealing required in GMU 26
MOOSE	General Season		63	54	9	0		0	50.4	
OTTER	Trapping		0	0	0	0		n/a		
SHEEP	General Season		8	8	0	0		0	33.8	
WOLF	Hunting/Trapping		59	38	17	4		n/a		
WOLVERINE	Hunting/Trapping		14	9	2	3		n/a		
Unit/Subunit 26B										
BLACK BEAR	General Season		n/a	n/a	n/a	n/a		0		No sealing required in GMU 26
BROWN BEAR	General Season		10	5	4	1		0		
BROWN BEAR	Drawing	DB987	2	0	2	0		0		
BROWN BEAR	Drawing	DB997	0	0	0	0		0		No permits issued
BROWN BEAR	**TOTAL SUBUNIT**		12	5	6	1		0		
CARIBOU	General Season		372	347	23	2		n/a		See also Porcupine and Central Arctic Herd summaries
LYNX	Hunting/Trapping		4	0	0	4		n/a		
MARTEN	Trapping		n/a	n/a	n/a	n/a		n/a		No sealing required in GMU 26
MOOSE	General Season		30	30	0	0		0	51.2	
MUSKOX	Tier II	TX110	1	1	0	0		0		2 permits issued, 1 hunted
OTTER	Trapping		0	0	0	0		n/a		
SHEEP	General Season		41	37	0	4		0	33.9	
SHEEP	Federal	RS699	0	0	0	0		n/a	0.00	11 permits issued, 6 reported
SHEEP	**TOTAL SUBUNIT**		41	37	0	4		n/a		
WOLF	Hunting/Trapping		31	18	11	2		n/a		
WOLVERINE	Hunting/Trapping		11	8	3	0		n/a		

1993-94 HARVEST INFORMATION BY UNIT/SUBUNIT: UNIT 26

SPECIES	TYPE	HUNT	TOTAL HARVEST	SEX			DLP	UNREPORTED ILLEGAL	AVERAGE HORN LGTH./ ANTLER WIDTH	COMMENTS
				MALE	FEMALE	UNKNOWN				
Unit/Subunit 26C										
BLACK BEAR	General Season		n/a	n/a	n/a	n/a		0		No sealing required in GMU 26
BROWN BEAR	General Season		7	6	1	0		0		
BROWN BEAR	Drawing	DB988	0	0	0	0		0		1 permit issued, not used
BROWN BEAR	Drawing	DB989	0	0	0	0		0		No permits issued
BROWN BEAR	Drawing	DB998	0	0	0	0		0		No permits issued
BROWN BEAR	Drawing	DB999	0	0	0	0		0		No permits issued
BROWN BEAR	**TOTAL SUBUNIT**		7	6	1	0		0		
CARIBOU	General Season		34	28	6	0		n/a		See also Porcupine Herd summary
LYNX	Hunting/Trapping		0	0	0	0		n/a		
MARTEN	Trapping		n/a	n/a	n/a	n/a		n/a		No sealing required in GMU 26
MOOSE	General Season		4	4	0	0		0	57.6	
MUSKOX	Federal	RX113	7	7	0	0		n/a		
OTTER	Trapping		0	0	0	0		n/a		
SHEEP	General Season		57	55	0	2		0	34.5	
SHEEP	Registration	RS595	4	3	0	1		0	n/a	
SHEEP	Federal	RS799	5	4	1	0		n/a	20.8	6 permits issued
SHEEP	**TOTAL SUBUNIT**		66	62	1	3		n/a		
WOLF	Hunting/Trapping		0	0	0	0		n/a		
WOLVERINE	Hunting/Trapping		1	1	0	0		n/a		
Unit/Subunit 26Z										
MOOSE	General Season		0	0	0	0		0	0.00	
SHEEP	General Season		3	2	0	1		0	36.8	

1993-94 HARVEST INFORMATION BY UNIT/SUBUNIT: UNIT 26

SPECIES	TYPE	TOTAL HARVEST	SEX MALE	SEX FEMALE	SEX UNKNOWN	UNREPORTED DLP	UNREPORTED ILLEGAL
UNIT 26 TOTALS FOR SPECIES AND HUNT TYPE							
BLACK BEAR	General Season	n/a	n/a	n/a	n/a		0
BROWN BEAR	DLP					2	0
BROWN BEAR	Drawing	14	10	3	1		0
BROWN BEAR	General Season	28	19	8	1		0
BROWN BEAR	Registration	0	0	0	0		0
CARIBOU	General Season	529	490	37	2		330
LYNX	Hunting/Trapping	4	0	0	4		n/a
MARTEN	Trapping	n/a	n/a	n/a	n/a		n/a
MOOSE	General Season	97	88	9	0		0
MUSKOX	Federal	7	7	0	0		n/a
MUSKOX	Tier II	1	1	0	0		0
OTTER	Trapping	0	0	0	0		n/a
SHEEP	Federal	5	4	1	0		n/a
SHEEP	General Season	109	102	0	7		0
SHEEP	Registration	4	3	0	1		0
WOLF	Hunting/Trapping	90	56	28	6		n/a
WOLVERINE	Hunting/Trapping	26	18	5	3		n/a
UNIT 26 TOTALS							
BLACK BEAR	**TOTAL UNIT**	0	0	0	0	0	n/a
BROWN BEAR	**TOTAL UNIT**	42	29	11	2	2	0
CARIBOU	**TOTAL UNIT**	529	490	37	2		330
LYNX	**TOTAL UNIT**	4	0	0	4		n/a
MARTEN	**TOTAL UNIT**	n/a	n/a	n/a	n/a		n/a
MOOSE	**TOTAL UNIT**	97	88	9	0		0
MUSKOX	**TOTAL UNIT**	8	8	0	0		0
OTTER	**TOTAL UNIT**	0	0	0	0		n/a
SHEEP	**TOTAL UNIT**	118	109	1	8		0
WOLF	**TOTAL UNIT**	90	56	28	6		n/a
WOLVERINE	**TOTAL UNIT**	26	18	5	3		n/a

1993-94 HARVEST INFORMATION BY UNIT/SUBUNIT: UNIT 27 (UNKNOWNS)

SPECIES	TYPE	HUNT	TOTAL HARVEST	SEX			DLP	UNREPORTED ILLEGAL	AVERAGE HORN LGTH./ ANTLER WIDTH	COMMENTS
				MALE	FEMALE	UNKNOWN				
Unit/Subunit 27Z										
BLACK BEAR	General Season		1	0	0	1		0		
BROWN BEAR	DLP						1	0		
DEER	General Season		180	165	14	1		n/a		Data estimated from hunter surveys.
MOOSE	General Season		47	46	0	1		0	40.2	
SHEEP	General Season		5	5	0	0		0	33.6	
UNIT 27 TOTALS FOR SPECIES AND HUNT TYPE										
BLACK BEAR	General Season		1	0	0	1		0		
BROWN BEAR	DLP						1	0		
DEER	General Season		180	165	14	1		n/a		
MOOSE	General Season		47	46	0	1		0		
SHEEP	General Season		5	5	0	0		0		
UNIT 27 TOTALS										
BLACK BEAR	**TOTAL UNIT**		1	0	0	1	0	n/a		
BROWN BEAR	**TOTAL UNIT**		0	0	0	0	1	0		
DEER	**TOTAL UNIT**		180	165	14	1		0		
MOOSE	**TOTAL UNIT**		47	46	0	1		0		
SHEEP	**TOTAL UNIT**		5	5	0	0		0		

1993-94 HARVEST INFORMATION BY UNIT/SUBUNIT: STATEWIDE

SPECIES	TYPE	TOTAL HARVEST	SEX			UNREPORTED	
			MALE	FEMALE	UNKNOWN	DLP	ILLEGAL
STATEWIDE TOTALS FOR SPECIES AND HUNT TYPE							
BEAVER	Trapping	4615	0	0	4615		n/a
BISON	Drawing	130	60	70	0		0
BLACK BEAR	DLP					33	0
BLACK BEAR	General Season	1494	1114	354	26	0	0
BROWN BEAR	DLP					58	0
BROWN BEAR	Drawing	124	84	38	2	0	0
BROWN BEAR	Federal	0	0	0	0	0	
BROWN BEAR	General Season	897	601	291	5	0	0
BROWN BEAR	Registration	243	164	74	5	0	0
CARIBOU	Drawing	35	23	12	0		0
CARIBOU	Federal	397	268	124	5		n/a
CARIBOU	General Season	4764	4008	737	19		2549
CARIBOU	Registration	802	562	3	237		30
CARIBOU	Tier II	4739	2828	1887	24		0
DEER	General Season	20993	16478	4514	1		n/a
DEER	Registration	154	154	0	0		n/a
ELK	Drawing	73	39	34	0		0
ELK	Registration	14	9	5	0		0
LYNX	Hunting/Trapping	1220	40	38	1142		n/a
MARTEN	Trapping	3953	1051	619	2283		n/a
MOOSE	Drawing	474	150	322	2		0
MOOSE	Federal	73	73	0	0		n/a
MOOSE	General Season	6225	6058	126	41		0
MOOSE	Registration	372	370	1	1		3
MOOSE	Tier II	138	116	22	0		1
MT. GOAT	Drawing	154	93	61	0		0
MT. GOAT	Federal	4	3	1	0		n/a
MT. GOAT	Registration	383	259	122	2		9
MT. GOAT	Tier II	6	5	1	0		0
MUSKOX	Drawing	35	35	0	0		0
MUSKOX	Federal	7	7	0	0		n/a
MUSKOX	Registration	49	21	28	0		4
MUSKOX	Tier II	1	1	0	0		0
OTTER	Trapping	1115	576	381	158		n/a
SHEEP	Drawing	166	137	28	1		0
SHEEP	Federal	9	8	1	0		n/a
SHEEP	General Season	908	855	21	32		0
SHEEP	Registration	18	13	4	1		0
SHEEP	Subsistence	0	0	0	0		0
WOLF	Hunting/Trapping	1583	802	674	107		n/a
WOLVERINE	Hunting/Trapping	514	317	150	47		n/a

1993-94 HARVEST INFORMATION BY UNIT/SUBUNIT: STATEWIDE

SPECIES	TYPE	TOTAL HARVEST	SEX			UNREPORTED	
			MALE	FEMALE	UNKNOWN	DLP	ILLEGAL
STATEWIDE TOTALS FOR SPECIES							
BEAVER	**TOTAL STATEWIDE**	4615	0	0	4615		0
BISON	**TOTAL STATEWIDE**	130	60	70	0		0
BLACK BEAR	**TOTAL STATEWIDE**	1494	1114	354	26	33	0
BROWN BEAR	**TOTAL STATEWIDE**	1264	849	403	12	58	0
CARIBOU	**TOTAL STATEWIDE**	10737	7689	2763	285		2579
DEER	**TOTAL STATEWIDE**	21147	16632	4514	1		0
ELK	**TOTAL STATEWIDE**	87	48	39	0		0
LYNX	**TOTAL STATEWIDE**	1220	40	38	1142		0
MARTEN	**TOTAL STATEWIDE**	3953	1051	619	2283		0
MOOSE	**TOTAL STATEWIDE**	7282	6767	471	44		4
MT.GOAT	**TOTAL STATEWIDE**	547	360	185	2		9
MUSKOX	**TOTAL STATEWIDE**	92	64	28	0		4
OTTER	**TOTAL STATEWIDE**	1115	576	381	158		0
SHEEP	**TOTAL STATEWIDE**	1101	1013	54	34		0
WOLF	**TOTAL STATEWIDE**	1583	802	674	107		0
WOLVERINE	**TOTAL STATEWIDE**	514	317	150	47		0

1993-94 HUNTER INFORMATION BY UNIT/SUBUNIT: UNIT 01

SPECIES	TYPE	HUNT	SUCCESSFUL HUNTERS TOTAL	UNIT RES	OTHER STATE RES	NON-RES	UNKN. RES	UNSUCCESSFUL HUNTERS TOTAL	UNIT RES	OTHER STATE RES	NON-RES	UNKN. RES	PERCENT SUCCESSFUL TOTAL	UNIT RES	OTHER STATE RES	NON-RES	UNKN. RES	EFFORT TOTAL HUNTER DAYS	EFFORT AVG. HUNTER EFFORT
Unit/Subunit 01A																			
BEAVER	Trapping		28	28	0	0	0	n/a	n/a	n/a	n/a	n/a	n/a	n/a	0.00	0.00	0.00	n/a	n/a
BLACK BEAR	General Season		50	36	5	9	0	n/a	n/a	n/a	n/a	n/a	n/a	n/a	n/a	n/a	0.00	n/a	n/a
BROWN BEAR	Registration	RB062	0	0	0	0	0	16	14	2	0	0	0.00	0.00	0.00	0.00	0.00	54	3.38
BROWN BEAR	Registration	RB072	4	4	0	0	0	9	9	0	0	0	30.77	30.77	0.00	0.00	0.00	29	2.23
BROWN BEAR	**TOTAL SUBUNIT**		4	4	0	0	0	25	23	2	0	0							
DEER	General Season		345	336	3	6	0	651	619	21	11	0	34.64	35.18	12.50	35.29	0.00	4465	4.48
LYNX	Hunting/Trapping		0	0	0	0	0	n/a	n/a	n/a	n/a	n/a	0.00	0.00	0.00	0.00	0.00	n/a	n/a
MARTEN	Trapping		42	42	0	0	0	n/a	n/a	n/a	n/a	n/a	n/a	n/a	0.00	0.00	0.00	n/a	n/a
MOOSE	Registration	RM022	3	3	0	0	0	43	36	7	0	0	6.52	7.69	0.00	0.00	0.00	239	5.20
MT. GOAT	Registration	RG001	41	32	9	0	0	55	50	5	0	0	42.71	39.02	64.29	0.00	0.00	268	2.79
MT. GOAT	Registration	RG002	3	3	0	0	0	3	3	0	0	0	50.00	50.00	0.00	0.00	0.00	13	2.17
MT. GOAT	**TOTAL SUBUNIT**		44	35	9	0	0	58	53	5	0	0							
OTTER	Trapping		112	112	0	0	0	n/a	n/a	n/a	n/a	n/a	n/a	n/a	0.00	0.00	0.00	n/a	n/a
WOLF	Hunting/Trapping		32	32	0	0	0	n/a	n/a	n/a	n/a	n/a	n/a	n/a	0.00	0.00	0.00	n/a	n/a
WOLVERINE	Hunting/Trapping		1	0	0	0	1	n/a	n/a	n/a	n/a	n/a	n/a	0.00	0.00	0.00	n/a	n/a	n/a
Unit/Subunit 01B																			
BEAVER	Trapping		3	0	0	0	3	n/a	n/a	n/a	n/a	n/a	n/a	0.00	0.00	0.00	n/a	n/a	n/a
BLACK BEAR	General Season		13	1	4	6	2	n/a	n/a	n/a	n/a	n/a	n/a	n/a	n/a	n/a	n/a	n/a	n/a
BROWN BEAR	Registration	RB062	2	0	1	1	0	10	0	7	3	0	16.67	0.00	12.50	25.00	0.00	51	4.25
BROWN BEAR	Registration	RB072	1	0	1	0	0	4	1	3	0	0	20.00	0.00	25.00	0.00	0.00	13	2.60
BROWN BEAR	**TOTAL SUBUNIT**		3	0	2	1	0	14	1	10	3	0							
DEER	General Season		107	0	107	0	0	84	0	78	6	0	56.02	0.00	57.84	0.00	0.00	849	4.45
LYNX	Hunting/Trapping		0	0	0	0	0	n/a	n/a	n/a	n/a	n/a	0.00	0.00	0.00	0.00	0.00	n/a	n/a
MARTEN	Trapping		152	0	152	0	0	n/a	n/a	n/a	n/a	n/a	n/a	0.00	n/a	0.00	0.00	n/a	n/a
MOOSE	Federal	RM031	10	0	10	0	0	131	1	130	0	0	7.09	0.00	7.14	0.00	0.00	241	1.71
MOOSE	Registration	RM033	14	0	14	0	0	128	4	124	0	0	9.86	0.00	10.14	0.00	0.00	859	6.05
MOOSE	Registration	RM035	27	0	27	0	0	109	3	105	1	0	19.85	0.00	20.45	0.00	0.00	703	5.17
MOOSE	**TOTAL SUBUNIT**		51	0	51	0	0	368	8	359	1	0							
MT. GOAT	Registration	RG001	11	5	6	0	0	6	3	3	0	0	64.71	62.50	66.67	0.00	0.00	65	3.82
MT. GOAT	Registration	RG004	25	1	22	2	0	41	2	38	1	0	37.88	33.33	36.67	66.67	0.00	163	2.47
MT. GOAT	Federal	RG005	1	0	1	0	0	1	0	1	0	0	50.00	0.00	50.00	0.00	0.00	7	3.50
MT. GOAT	**TOTAL SUBUNIT**		37	6	29	2	0	48	5	42	1	0							
OTTER	Trapping		21	8	13	0	0	n/a	n/a	n/a	n/a	n/a	n/a	n/a	n/a	0.00	0.00	n/a	n/a
WOLF	Hunting/Trapping		17	0	13	1	3	n/a	n/a	n/a	n/a	n/a	n/a	0.00	n/a	n/a	n/a	n/a	n/a
WOLVERINE	Hunting/Trapping		7	0	5	0	2	n/a	n/a	n/a	n/a	n/a	n/a	0.00	n/a	0.00	n/a	n/a	n/a
Unit/Subunit 01C																			
BEAVER	Trapping		7	6	1	0	0	n/a	n/a	n/a	n/a	n/a	n/a	n/a	n/a	0.00	0.00	n/a	n/a
BLACK BEAR	General Season		56	31	5	20	0	n/a	n/a	n/a	n/a	n/a	n/a	n/a	n/a	n/a	0.00	n/a	n/a
BROWN BEAR	Registration	RB062	2	1	1	0	0	13	13	0	0	0	13.33	7.14	100.00	0.00	0.00	70	4.67
BROWN BEAR	Registration	RB072	5	4	0	1	0	17	10	1	6	0	22.73	28.57	0.00	14.29	0.00	53	2.41
BROWN BEAR	**TOTAL SUBUNIT**		7	5	1	1	0	30	23	1	6	0							
DEER	General Season		303	295	8	0	0	601	549	50	2	0	33.52	34.95	13.79	0.00	0.00	2950	3.26
LYNX	Hunting/Trapping		2	1	1	0	0	n/a	n/a	n/a	n/a	n/a	n/a	n/a	n/a	0.00	0.00	n/a	n/a
MARTEN	Trapping		8	7	1	0	0	n/a	n/a	n/a	n/a	n/a	n/a	n/a	n/a	0.00	0.00	n/a	n/a

1993-94 HUNTER INFORMATION BY UNIT/SUBUNIT: UNIT 01

SPECIES	TYPE	HUNT	SUCCESSFUL HUNTERS TOTAL	UNIT RES	OTHER STATE RES	NON-RES	UNKN. RES	UNSUCCESSFUL HUNTERS TOTAL	UNIT RES	OTHER STATE RES	NON-RES	UNKN. RES	PERCENT SUCCESSFUL TOTAL	UNIT RES	OTHER STATE RES	NON-RES	UNKN. RES	EFFORT TOTAL HUNTER DAYS	EFFORT AVG. HUNTER EFFORT
Unit/Subunit 01C																			
MOOSE	Drawing	DM041	7	7	0	0	0	1	1	0	0	0	87.50	87.50	0.00	0.00	0.00	22	2.75
MOOSE	Drawing	DM042	7	7	0	0	0	0	0	0	0	0	100.00	100.00	0.00	0.00	0.00	14	2.00
MOOSE	Registration	RM046	47	37	10	0	0	194	157	36	1	0	19.50	19.07	21.74	0.00	0.00	1009	4.19
MOOSE	**TOTAL SUBUNIT**		61	51	10	0	0	195	158	36	1	0							
MT. GOAT	Registration	RG012/13	48	23	4	21	0	50	41	6	3	0	48.98	35.94	40.00	87.50	0.00	275	2.81
OTTER	Trapping		6	5	1	0	0	n/a	n/a	n/a	n/a	n/a	n/a	n/a	n/a	0.00	0.00	n/a	n/a
WOLF	Hunting/Trapping		7	6	1	0	0	n/a	n/a	n/a	n/a	n/a	n/a	n/a	n/a	0.00	0.00	n/a	n/a
WOLVERINE	Hunting/Trapping		4	3	1	0	0	n/a	n/a	n/a	n/a	n/a	n/a	n/a	n/a	0.00	0.00	n/a	n/a
Unit/Subunit 01D																			
BLACK BEAR	General Season		19	13	3	3	0	n/a	n/a	n/a	n/a	n/a	n/a	n/a	n/a	n/a	0.00	n/a	n/a
BROWN BEAR	Registration	RB062	8	2	3	3	0	18	4	8	6	0	30.77	33.33	27.27	33.33	0.00	183	7.04
BROWN BEAR	Registration	RB072	3	1	1	1	0	26	7	9	10	0	10.34	12.50	10.00	9.09	0.00	214	7.38
BROWN BEAR	**TOTAL SUBUNIT**		11	3	4	4	0	44	11	17	16	0							
DEER	General Season		2	0	2	0	0	7	7	0	0	0	22.22	0.00	100.00	0.00	0.00	14	1.56
LYNX	Hunting/Trapping		3	3	0	0	0	n/a	n/a	n/a	n/a	n/a	n/a	n/a	0.00	0.00	0.00	n/a	n/a
MARTEN	Trapping		4	4	0	0	0	n/a	n/a	n/a	n/a	n/a	n/a	n/a	0.00	0.00	0.00	n/a	n/a
MOOSE	Tier II	TM059	24	24	0	0	0	83	83	0	0	0	22.43	22.43	0.00	0.00	0.00	227	2.12
MT. GOAT	Registration	RG025/26	25	17	6	2	0	67	51	15	1	0	27.17	25.00	28.57	66.67	0.00	213	2.32
OTTER	Trapping		2	2	0	0	0	n/a	n/a	n/a	n/a	n/a	n/a	n/a	0.00	0.00	0.00	n/a	n/a
WOLF	Hunting/Trapping		1	0	1	0	0	n/a	n/a	n/a	n/a	n/a	n/a	0.00	n/a	0.00	0.00	n/a	n/a
WOLVERINE	Hunting/Trapping		3	3	0	0	0	n/a	n/a	n/a	n/a	n/a	n/a	n/a	0.00	0.00	0.00	n/a	n/a

1993-94 HUNTER INFORMATION BY UNIT/SUBUNIT: UNIT 01

SPECIES	TYPE	HUNT TOTAL	SUCCESSFUL HUNTERS				UNSUCCESSFUL HUNTERS				
			UNIT RES	OTHER STATE RES	NON-RES	UNKN. RES	TOTAL	UNIT RES	OTHER STATE RES	NON-RES	UNKN. RES
UNIT 01 TOTALS FOR SPECIES AND HUNT TYPE											
BEAVER	Trapping	38	34	1	0	3	n/a	n/a	n/a	n/a	n/a
BLACK BEAR	General Season	138	81	17	38	2	n/a	n/a	n/a	n/a	n/a
BROWN BEAR	Registration	25	12	7	6	0	113	58	30	25	0
DEER	General Season	757	631	120	6	0	1343	1175	149	19	0
LYNX	Hunting/Trapping	5	4	1	0	0	n/a	n/a	n/a	n/a	n/a
MARTEN	Trapping	206	53	153	0	0	n/a	n/a	n/a	n/a	n/a
MOOSE	Drawing	14	14	0	0	0	1	1	0	0	0
MOOSE	Federal	10	0	10	0	0	131	1	130	0	0
MOOSE	Registration	91	40	51	0	0	474	200	272	2	0
MOOSE	Tier II	24	24	0	0	0	83	83	0	0	0
MT. GOAT	Federal	1	0	1	0	0	1	0	1	0	0
MT. GOAT	Registration	153	81	47	25	0	222	150	67	5	0
OTTER	Trapping	141	127	14	0	0	n/a	n/a	n/a	n/a	n/a
WOLF	Hunting/Trapping	57	38	15	1	3	n/a	n/a	n/a	n/a	n/a
WOLVERINE	Hunting/Trapping	15	6	6	0	3	n/a	n/a	n/a	n/a	n/a
UNIT 01 TOTALS											
BEAVER	**TOTAL UNIT**	38	34	1	0	3	n/a	n/a	n/a	n/a	n/a
BLACK BEAR	**TOTAL UNIT**	138	81	17	38	2	n/a	n/a	n/a	n/a	n/a
BROWN BEAR	**TOTAL UNIT**	25	12	7	6	0	113	58	30	25	0
DEER	**TOTAL UNIT**	757	631	120	6	0	1343	1175	149	19	0
LYNX	**TOTAL UNIT**	5	4	1	0	0	n/a	n/a	n/a	n/a	n/a
MARTEN	**TOTAL UNIT**	206	53	153	0	0	n/a	n/a	n/a	n/a	n/a
MOOSE	**TOTAL UNIT**	139	78	61	0	0	689	285	402	2	0
MT. GOAT	**TOTAL UNIT**	154	81	48	25	0	223	150	68	5	0
OTTER	**TOTAL UNIT**	141	127	14	0	0	n/a	n/a	n/a	n/a	n/a
WOLF	**TOTAL UNIT**	57	38	15	1	3	n/a	n/a	n/a	n/a	n/a
WOLVERINE	**TOTAL UNIT**	15	6	6	0	3	n/a	n/a	n/a	n/a	n/a

1993-94 HUNTER INFORMATION BY UNIT/SUBUNIT: UNIT 02

SPECIES	TYPE	SUCCESSFUL HUNTERS HUNT TOTAL	UNIT RES	OTHER STATE RES	NON-RES	UNKN. RES	UNSUCCESSFUL HUNTERS TOTAL	UNIT RES	OTHER STATE RES	NON-RES	UNKN. RES	PERCENT SUCCESSFUL TOTAL	UNIT RES	OTHER STATE RES	NON-RES	UNKN. RES	EFFORT TOTAL HUNTER DAYS	EFFORT AVG. HUNTER EFFORT
Unit/Subunit 02																		
BEAVER	Trapping	204	171	33	0	0	n/a	n/a	n/a	n/a	n/a	n/a	n/a	n/a	0.00	0.00	n/a	n/a
BLACK BEAR	General Season	220	31	58	131	0	n/a	n/a	n/a	n/a	n/a	n/a	n/a	n/a	n/a	0.00	n/a	n/a
DEER	General Season	1394	801	580	13	0	593	260	296	37	0	70.16	75.49	66.21	26.00	0.00	11860	5.97
LYNX	Hunting/Trapping	0	0	0	0	0	n/a	n/a	n/a	n/a	n/a	0.00	0.00	0.00	0.00	0.00	n/a	n/a
MARTEN	Trapping	656	529	127	0	0	n/a	n/a	n/a	n/a	n/a	n/a	n/a	n/a	0.00	0.00	n/a	n/a
OTTER	Trapping	108	98	10	0	0	n/a	n/a	n/a	n/a	n/a	n/a	n/a	n/a	0.00	0.00	n/a	n/a
WOLF	Hunting/Trapping	103	90	13	0	0	n/a	n/a	n/a	n/a	n/a	n/a	n/a	n/a	0.00	0.00	n/a	n/a
WOLVERINE	Hunting/Trapping	0	0	0	0	0	n/a	n/a	n/a	n/a	n/a	0.00	0.00	0.00	0.00	0.00	n/a	n/a
UNIT 02 TOTALS FOR SPECIES AND HUNT TYPE																		
BEAVER	Trapping	204	171	33	0	0	n/a	n/a	n/a	n/a	n/a							
BLACK BEAR	General Season	220	31	58	131	0	n/a	n/a	n/a	n/a	n/a							
DEER	General Season	1394	801	580	13	0	593	260	296	37	0							
LYNX	Hunting/Trapping	0	0	0	0	0	n/a	n/a	n/a	n/a	n/a							
MARTEN	Trapping	656	529	127	0	0	n/a	n/a	n/a	n/a	n/a							
OTTER	Trapping	108	98	10	0	0	n/a	n/a	n/a	n/a	n/a							
WOLF	Hunting/Trapping	103	90	13	0	0	n/a	n/a	n/a	n/a	n/a							
WOLVERINE	Hunting/Trapping	0	0	0	0	0	n/a	n/a	n/a	n/a	n/a							
UNIT 02 TOTALS																		
BEAVER	**TOTAL UNIT**	204	171	33	0	0	n/a	n/a	n/a	n/a	n/a							
BLACK BEAR	**TOTAL UNIT**	220	31	58	131	0	n/a	n/a	n/a	n/a	n/a							
DEER	**TOTAL UNIT**	1394	801	580	13	0	593	260	296	37	0							
LYNX	**TOTAL UNIT**	0	0	0	0	0	n/a	n/a	n/a	n/a	n/a							
MARTEN	**TOTAL UNIT**	656	529	127	0	0	n/a	n/a	n/a	n/a	n/a							
OTTER	**TOTAL UNIT**	108	98	10	0	0	n/a	n/a	n/a	n/a	n/a							
WOLF	**TOTAL UNIT**	103	90	13	0	0	n/a	n/a	n/a	n/a	n/a							
WOLVERINE	**TOTAL UNIT**	0	0	0	0	0	n/a	n/a	n/a	n/a	n/a							

1993-94 HUNTER INFORMATION BY UNIT/SUBUNIT: UNIT 03

SPECIES	TYPE	HUNT	SUCCESSFUL HUNTERS TOTAL	UNIT RES	OTHER STATE RES	NON-RES	UNKN. RES	UNSUCCESSFUL HUNTERS TOTAL	UNIT RES	OTHER STATE RES	NON-RES	UNKN. RES	PERCENT SUCCESSFUL TOTAL	UNIT RES	OTHER STATE RES	NON-RES	UNKN. RES	EFFORT TOTAL HUNTER DAYS	EFFORT AVG. HUNTER EFFORT
Unit/Subunit 03																			
BEAVER	Trapping		55	54	0	0	1	n/a	n/a	n/a	n/a	n/a	n/a	n/a	0.00	0.00	n/a	n/a	n/a
BLACK BEAR	General Season		229	28	71	121	9	n/a	n/a	n/a	n/a	n/a	n/a	n/a	n/a	n/a	n/a	n/a	n/a
DEER	General Season		475	422	51	2	0	569	492	72	5	0	45.50	46.17	41.46	28.57	0.00	4711	4.51
DEER	Registration	RD606	154	150	2	2	0	408	402	3	3	0	27.40	27.17	40.00	40.00	0.00	1916	3.41
LYNX	Hunting/Trapping		0	0	0	0	0	n/a	n/a	n/a	n/a	n/a	0.00	0.00	0.00	0.00	0.00	n/a	n/a
MARTEN	Trapping		177	112	49	0	16	n/a	n/a	n/a	n/a	n/a	n/a	n/a	n/a	0.00	n/a	n/a	n/a
MOOSE	Registration	RM035	13	12	1	0	0	323	305	15	3	0	3.87	3.79	6.25	0.00	0.00	1546	4.60
OTTER	Trapping		82	63	6	0	13	n/a	n/a	n/a	n/a	n/a	n/a	n/a	n/a	0.00	n/a	n/a	n/a
WOLF	Hunting/Trapping		48	29	16	2	1	n/a	n/a	n/a	n/a	n/a	n/a	n/a	n/a	n/a	n/a	n/a	n/a
WOLVERINE	Hunting/Trapping		0	0	0	0	0	n/a	n/a	n/a	n/a	n/a	0.00	0.00	0.00	0.00	0.00	n/a	n/a

UNIT 03 TOTALS FOR SPECIES AND HUNT TYPE

BEAVER	Trapping		55	54	0	0	1	n/a	n/a	n/a	n/a	n/a							
BLACK BEAR	General Season		229	28	71	121	9	n/a	n/a	n/a	n/a	n/a							
DEER	General Season		475	422	51	2	0	569	492	72	5	0							
DEER	Registration		154	150	2	2	0	408	402	3	3	0							
LYNX	Hunting/Trapping		0	0	0	0	0	n/a	n/a	n/a	n/a	n/a							
MARTEN	Trapping		177	112	49	0	16	n/a	n/a	n/a	n/a	n/a							
MOOSE	Registration		13	12	1	0	0	323	305	15	3	0							
OTTER	Trapping		82	63	6	0	13	n/a	n/a	n/a	n/a	n/a							
WOLF	Hunting/Trapping		48	29	16	2	1	n/a	n/a	n/a	n/a	n/a							
WOLVERINE	Hunting/Trapping		0	0	0	0	0	n/a	n/a	n/a	n/a	n/a							

UNIT 03 TOTALS

BEAVER	**TOTAL UNIT**		55	54	0	0	1	n/a	n/a	n/a	n/a	n/a							
BLACK BEAR	**TOTAL UNIT**		229	28	71	121	9	n/a	n/a	n/a	n/a	n/a							
DEER	**TOTAL UNIT**		629	572	53	4	0	977	894	75	8	0							
LYNX	**TOTAL UNIT**		0	0	0	0	0	n/a	n/a	n/a	n/a	n/a							
MARTEN	**TOTAL UNIT**		177	112	49	0	16	n/a	n/a	n/a	n/a	n/a							
MOOSE	**TOTAL UNIT**		13	12	1	0	0	323	305	15	3	0							
OTTER	**TOTAL UNIT**		82	63	6	0	13	n/a	n/a	n/a	n/a	n/a							
WOLF	**TOTAL UNIT**		48	29	16	2	1	n/a	n/a	n/a	n/a	n/a							
WOLVERINE	**TOTAL UNIT**		0	0	0	0	0	n/a	n/a	n/a	n/a	n/a							

1993-94 HUNTER INFORMATION BY UNIT/SUBUNIT: UNIT 04

SPECIES	TYPE	HUNT	SUCCESSFUL HUNTERS TOTAL	UNIT RES	OTHER STATE RES	NON-RES	UNKN. RES	UNSUCCESSFUL HUNTERS TOTAL	UNIT RES	OTHER STATE RES	NON-RES	UNKN. RES	PERCENT SUCCESSFUL TOTAL	UNIT RES	OTHER STATE RES	NON-RES	UNKN. RES	EFFORT TOTAL HUNTER DAYS	EFFORT AVG. HUNTER EFFORT
Unit/Subunit 04																			
BEAVER	Trapping		0	0	0	0	0	n/a	n/a	n/a	n/a	n/a	0.00	0.00	0.00	0.00	0.00	n/a	n/a
BROWN BEAR	Registration	RB078	9	1	2	6	0	25	18	2	5	0	26.47	5.26	50.00	54.55	0.00	148	4.35
BROWN BEAR	Registration	RB079	19	3	0	16	0	45	10	22	13	0	29.69	23.08	0.00	55.17	0.00	369	5.77
BROWN BEAR	Registration	RB087	8	1	0	7	0	23	3	7	13	0	25.81	25.00	0.00	35.00	0.00	158	5.10
BROWN BEAR	Registration	RB088	9	4	0	5	0	18	6	1	11	0	33.33	40.00	0.00	31.25	0.00	118	4.37
BROWN BEAR	Registration	RB089	58	8	15	35	0	73	17	37	19	0	44.27	32.00	28.85	64.81	0.00	773	5.90
DEER	General Season		3083	1590	1476	17	0	946	349	564	33	0	76.52	82.00	72.35	34.00	0.00	22501	5.58
MARTEN	Trapping		398	366	32	0	0	n/a	n/a	n/a	n/a	n/a	n/a	n/a	n/a	0.00	0.00	n/a	n/a
MT. GOAT	Registration	RG150	57	50	5	2	0	105	92	8	5	0	35.19	35.21	38.46	28.57	0.00	441	2.72
OTTER	Trapping		63	37	26	0	0	n/a	n/a	n/a	n/a	n/a	n/a	n/a	n/a	0.00	0.00	n/a	n/a

UNIT 04 TOTALS FOR SPECIES AND HUNT TYPE

BEAVER	Trapping	0	0	0	0	0	n/a	n/a	n/a	n/a	n/a	
BROWN BEAR	Registration	103	17	17	69	0	184	54	69	61	0	
DEER	General Season	3083	1590	1476	17	0	946	349	564	33	0	
MARTEN	Trapping	398	366	32	0	0	n/a	n/a	n/a	n/a	n/a	
MT. GOAT	Registration	57	50	5	2	0	105	92	8	5	0	
OTTER	Trapping	63	37	26	0	0	n/a	n/a	n/a	n/a	n/a	

UNIT 04 TOTALS

BEAVER	**TOTAL UNIT**	0	0	0	0	0	n/a	n/a	n/a	n/a	n/a	
BROWN BEAR	**TOTAL UNIT**	103	17	17	69	0	184	54	69	61	0	
DEER	**TOTAL UNIT**	3083	1590	1476	17	0	946	349	564	33	0	
MARTEN	**TOTAL UNIT**	398	366	32	0	0	n/a	n/a	n/a	n/a	n/a	
MT. GOAT	**TOTAL UNIT**	57	50	5	2	0	105	92	8	5	0	
OTTER	**TOTAL UNIT**	63	37	26	0	0	n/a	n/a	n/a	n/a	n/a	

1993-94 HUNTER INFORMATION BY UNIT/SUBUNIT: UNIT 05

SPECIES	TYPE	HUNT	SUCCESSFUL HUNTERS TOTAL	UNIT RES	OTHER STATE RES	NON-RES	UNKN. RES	UNSUCCESSFUL HUNTERS TOTAL	UNIT RES	OTHER STATE RES	NON-RES	UNKN. RES	PERCENT SUCCESSFUL TOTAL	UNIT RES	OTHER STATE RES	NON-RES	UNKN. RES	EFFORT TOTAL HUNTER DAYS	EFFORT AVG. HUNTER EFFORT
Unit/Subunit 05A																			
BEAVER	Trapping		2	2	0	0	0	n/a	n/a	n/a	n/a	n/a	n/a	n/a	0.00	0.00	0.00	n/a	n/a
BLACK BEAR	General Season		10	0	1	9	0	n/a	n/a	n/a	n/a	n/a	n/a	0.00	n/a	n/a	0.00	n/a	n/a
BROWN BEAR	General Season		26	1	8	17	0	n/a	n/a	n/a	n/a	n/a	n/a	n/a	n/a	n/a	0.00	n/a	n/a
DEER	General Season		3	3	0	0	0	22	22	0	0	0	12.00	12.00	0.00	0.00	0.00	149	5.96
LYNX	Hunting/Trapping		3	3	0	0	0	n/a	n/a	n/a	n/a	n/a	n/a	n/a	0.00	0.00	0.00	n/a	n/a
MARTEN	Trapping		5	4	0	1	0	n/a	n/a	n/a	n/a	n/a	n/a	n/a	0.00	n/a	0.00	n/a	n/a
MOOSE	Registration	RM061	51	30	19	2	0	155	119	33	3	0	24.76	20.13	36.54	40.00	0.00	1192	5.79
OTTER	Trapping		1	1	0	0	0	n/a	n/a	n/a	n/a	n/a	n/a	n/a	0.00	0.00	0.00	n/a	n/a
WOLF	Hunting/Trapping		5	3	1	1	0	n/a	n/a	n/a	n/a	n/a	n/a	n/a	n/a	n/a	0.00	n/a	n/a
WOLVERINE	Hunting/Trapping		1	1	0	0	0	n/a	n/a	n/a	n/a	n/a	n/a	n/a	0.00	0.00	0.00	n/a	n/a
Unit/Subunit 05B																			
BEAVER	Trapping		0	0	0	0	0	n/a	n/a	n/a	n/a	n/a	0.00	0.00	0.00	0.00	0.00	n/a	n/a
BLACK BEAR	General Season		0	0	0	0	0	n/a	n/a	n/a	n/a	n/a	0.00	0.00	0.00	0.00	0.00	n/a	n/a
BROWN BEAR	General Season		4	0	0	4	0	n/a	n/a	n/a	n/a	n/a	n/a	0.00	0.00	n/a	0.00	n/a	n/a
LYNX	Hunting/Trapping		0	0	0	0	0	n/a	n/a	n/a	n/a	n/a	0.00	0.00	0.00	0.00	0.00	n/a	n/a
MARTEN	Trapping		0	0	0	0	0	n/a	n/a	n/a	n/a	n/a	0.00	0.00	0.00	0.00	0.00	n/a	n/a
MOOSE	Registration	RM062	15	3	3	9	0	16	4	11	1	0	48.39	42.86	21.43	90.00	0.00	152	4.90
OTTER	Trapping		0	0	0	0	0	n/a	n/a	n/a	n/a	n/a	0.00	0.00	0.00	0.00	0.00	n/a	n/a
WOLF	Hunting/Trapping		1	0	1	0	0	n/a	n/a	n/a	n/a	n/a	n/a	0.00	n/a	0.00	0.00	n/a	n/a
WOLVERINE	Hunting/Trapping		0	0	0	0	0	n/a	n/a	n/a	n/a	n/a	0.00	0.00	0.00	0.00	0.00	n/a	n/a
Unit/Subunit 05Z																			
MT. GOAT	Registration	RG170	6	0	0	6	0	6	3	0	3	0	50.00	0.00	0.00	66.67	0.00	37	3.08

1993-94 HUNTER INFORMATION BY UNIT/SUBUNIT: UNIT 05

SPECIES	TYPE	HUNT TOTAL	SUCCESSFUL HUNTERS				UNSUCCESSFUL HUNTERS				
			UNIT RES	OTHER STATE RES	NON-RES	UNKN. RES	TOTAL	UNIT RES	OTHER STATE RES	NON-RES	UNKN. RES
UNIT 05 TOTALS FOR SPECIES AND HUNT TYPE											
BEAVER	Trapping	2	2	0	0	0	n/a	n/a	n/a	n/a	n/a
BLACK BEAR	General Season	10	0	1	9	0	n/a	n/a	n/a	n/a	n/a
BROWN BEAR	General Season	30	1	8	21	0	n/a	n/a	n/a	n/a	n/a
DEER	General Season	3	3	0	0	0	22	22	0	0	0
LYNX	Hunting/Trapping	3	3	0	0	0	n/a	n/a	n/a	n/a	n/a
MARTEN	Trapping	5	4	0	1	0	n/a	n/a	n/a	n/a	n/a
MOOSE	Registration	66	33	22	11	0	171	123	44	4	0
MT. GOAT	Registration	6	0	0	6	0	6	3	0	3	0
OTTER	Trapping	1	1	0	0	0	n/a	n/a	n/a	n/a	n/a
WOLF	Hunting/Trapping	6	3	2	1	0	n/a	n/a	n/a	n/a	n/a
WOLVERINE	Hunting/Trapping	1	1	0	0	0	n/a	n/a	n/a	n/a	n/a
UNIT 05 TOTALS											
BEAVER	**TOTAL UNIT**	2	2	0	0	0	n/a	n/a	n/a	n/a	n/a
BLACK BEAR	**TOTAL UNIT**	10	0	1	9	0	n/a	n/a	n/a	n/a	n/a
BROWN BEAR	**TOTAL UNIT**	30	1	8	21	0	n/a	n/a	n/a	n/a	n/a
DEER	**TOTAL UNIT**	3	3	0	0	0	22	22	0	0	0
LYNX	**TOTAL UNIT**	3	3	0	0	0	n/a	n/a	n/a	n/a	n/a
MARTEN	**TOTAL UNIT**	5	4	0	1	0	n/a	n/a	n/a	n/a	n/a
MOOSE	**TOTAL UNIT**	66	33	22	11	0	171	123	44	4	0
MT. GOAT	**TOTAL UNIT**	6	0	0	6	0	6	3	0	3	0
OTTER	**TOTAL UNIT**	1	1	0	0	0	n/a	n/a	n/a	n/a	n/a
WOLF	**TOTAL UNIT**	6	3	2	1	0	n/a	n/a	n/a	n/a	n/a
WOLVERINE	**TOTAL UNIT**	1	1	0	0	0	n/a	n/a	n/a	n/a	n/a

1993-94 HUNTER INFORMATION BY UNIT/SUBUNIT: UNIT 06

SPECIES	TYPE	HUNT	SUCCESSFUL HUNTERS TOTAL	UNIT RES	OTHER STATE RES	NON-RES	UNKN. RES	UNSUCCESSFUL HUNTERS TOTAL	UNIT RES	OTHER STATE RES	NON-RES	UNKN. RES	PERCENT SUCCESSFUL TOTAL	UNIT RES	OTHER STATE RES	NON-RES	UNKN. RES	EFFORT TOTAL HUNTER DAYS	EFFORT AVG. HUNTER EFFORT
Unit/Subunit 06A																			
BEAVER	Trapping		0	0	0	0	0	n/a	n/a	n/a	n/a	n/a	0.00	0.00	0.00	0.00	0.00	n/a	n/a
BLACK BEAR	General Season		11	1	5	5	0	n/a	n/a	n/a	n/a	n/a	n/a	n/a	n/a	n/a	0.00	n/a	n/a
BROWN BEAR	General Season		5	0	0	5	0	n/a	n/a	n/a	n/a	n/a	n/a	0.00	0.00	n/a	0.00	n/a	n/a
DEER	General Season		0	0	0	0	0	n/a	n/a	n/a	n/a	n/a	0.00	0.00	0.00	0.00	0.00	n/a	n/a
LYNX	Hunting/Trapping		0	0	0	0	0	n/a	n/a	n/a	n/a	n/a	0.00	0.00	0.00	0.00	0.00	n/a	n/a
MARTEN	Trapping		n/a	n/a	n/a	n/a	n/a	n/a	n/a	n/a	n/a	n/a	n/a	n/a	n/a	n/a	n/a	n/a	n/a
MOOSE	General Season		67	12	28	26	1	61	12	24	22	3	52.34	50.00	53.85	54.17	25.00	n/a	n/a
MOOSE	Registration	RM160	21	11	2	8	0	19	8	3	8	0	52.50	57.89	40.00	50.00	0.00	140	3.50
MOOSE	Drawing	DM162	4	4	0	0	0	4	4	0	0	0	50.00	50.00	0.00	0.00	0.00	29	3.63
MOOSE	**TOTAL SUBUNIT**		92	27	30	34	1	84	24	27	30	3							
MT. GOAT	Registration	RG204	6	0	1	5	0	4	0	1	3	0	60.00	0.00	50.00	62.50	0.00	29	2.90
MT. GOAT	Registration	RG206	3	0	0	3	0	1	0	0	1	0	75.00	0.00	0.00	75.00	0.00	8	2.00
MT. GOAT	Registration	RG226	0	0	0	0	0	0	0	0	0	0	0.00	0.00	0.00	0.00	0.00	0	0.00
MT. GOAT	**TOTAL SUBUNIT**		9	0	1	8	0	5	0	1	4	0							
OTTER	Trapping		0	0	0	0	0	n/a	n/a	n/a	n/a	n/a	0.00	0.00	0.00	0.00	0.00	n/a	n/a
WOLF	Hunting/Trapping		2	0	0	0	2	n/a	n/a	n/a	n/a	n/a	n/a	0.00	0.00	0.00	n/a	n/a	n/a
WOLVERINE	Hunting/Trapping		0	0	0	0	0	n/a	n/a	n/a	n/a	n/a	0.00	0.00	0.00	0.00	0.00	n/a	n/a
Unit/Subunit 06B																			
BEAVER	Trapping		0	0	0	0	0	n/a	n/a	n/a	n/a	n/a	0.00	0.00	0.00	0.00	0.00	n/a	n/a
BLACK BEAR	General Season		3	0	2	1	0	n/a	n/a	n/a	n/a	n/a	n/a	0.00	n/a	n/a	0.00	n/a	n/a
BROWN BEAR	General Season		1	0	0	1	0	n/a	n/a	n/a	n/a	n/a	n/a	0.00	0.00	n/a	0.00	n/a	n/a
DEER	General Season		0	0	0	0	0	n/a	n/a	n/a	n/a	n/a	0.00	0.00	0.00	0.00	0.00	n/a	n/a
LYNX	Hunting/Trapping		0	0	0	0	0	n/a	n/a	n/a	n/a	n/a	0.00	0.00	0.00	0.00	0.00	n/a	n/a
MARTEN	Trapping		n/a	n/a	n/a	n/a	n/a	n/a	n/a	n/a	n/a	n/a	n/a	n/a	n/a	n/a	n/a	n/a	n/a
MOOSE	Registration	RM164	27	27	0	0	0	125	112	13	0	0	17.76	19.42	0.00	0.00	0.00	519	3.41
MOOSE	Drawing	DM166	16	16	0	0	0	1	1	0	0	0	94.12	94.12	0.00	0.00	0.00	99	5.82
MOOSE	**TOTAL SUBUNIT**		43	43	0	0	0	126	113	13	0	0							
MT. GOAT	Registration	RG220	0	0	0	0	0	0	0	0	0	0	0.00	0.00	0.00	0.00	0.00	0	0.00
MT. GOAT	Registration	RG226	5	0	1	4	0	1	0	0	1	0	83.33	0.00	100.00	80.00	0.00	14	2.33
MT. GOAT	**TOTAL SUBUNIT**		5	0	1	4	0	1	0	0	1	0							
OTTER	Trapping		0	0	0	0	0	n/a	n/a	n/a	n/a	n/a	0.00	0.00	0.00	0.00	0.00	n/a	n/a
WOLF	Hunting/Trapping		0	0	0	0	0	n/a	n/a	n/a	n/a	n/a	0.00	0.00	0.00	0.00	0.00	n/a	n/a
WOLVERINE	Hunting/Trapping		1	1	0	0	0	n/a	n/a	n/a	n/a	n/a	n/a	n/a	0.00	0.00	0.00	n/a	n/a
Unit/Subunit 06C																			
BEAVER	Trapping		44	43	1	0	0	n/a	n/a	n/a	n/a	n/a	n/a	n/a	n/a	0.00	0.00	n/a	n/a
BLACK BEAR	General Season		15	8	3	4	0	n/a	n/a	n/a	n/a	n/a	n/a	n/a	n/a	n/a	0.00	n/a	n/a
BROWN BEAR	General Season		0	0	0	0	0	n/a	n/a	n/a	n/a	n/a	0.00	0.00	0.00	0.00	0.00	n/a	n/a
DEER	General Season		n/a	n/a	n/a	n/a	n/a	n/a	n/a	n/a	n/a	n/a	n/a	n/a	n/a	n/a	n/a	n/a	n/a
LYNX	Hunting/Trapping		0	0	0	0	0	n/a	n/a	n/a	n/a	n/a	0.00	0.00	0.00	0.00	0.00	n/a	n/a
MARTEN	Trapping		n/a	n/a	n/a	n/a	n/a	n/a	n/a	n/a	n/a	n/a	n/a	n/a	n/a	n/a	n/a	n/a	n/a
MOOSE	Drawing	DM167	18	15	3	0	0	1	1	0	0	0	94.74	93.75	100.00	0.00	0.00	69	3.63
MOOSE	Drawing	DM168	10	10	0	0	0	0	0	0	0	0	100.00	100.00	0.00	0.00	0.00	26	2.60
MOOSE	**TOTAL SUBUNIT**		28	25	3	0	0	1	1	0	0	0							
OTTER	Trapping		12	12	0	0	0	n/a	n/a	n/a	n/a	n/a	n/a	n/a	0.00	0.00	0.00	n/a	n/a
WOLF	Hunting/Trapping		0	0	0	0	0	n/a	n/a	n/a	n/a	n/a	0.00	0.00	0.00	0.00	0.00	n/a	n/a
WOLVERINE	Hunting/Trapping		7	7	0	0	0	n/a	n/a	n/a	n/a	n/a	n/a	n/a	0.00	0.00	0.00	n/a	n/a

GMU - Hunter

1993-94 HUNTER INFORMATION BY UNIT/SUBUNIT: UNIT 06

SPECIES	TYPE	HUNT	SUCCESSFUL HUNTERS TOTAL	UNIT RES	OTHER STATE RES	NON-RES	UNKN. RES	UNSUCCESSFUL HUNTERS TOTAL	UNIT RES	OTHER STATE RES	NON-RES	UNKN RES	PERCENT SUCCESSFUL TOTAL	UNIT RES	OTHER STATE RES	NON-RES	UNKN. RES	EFFORT TOTAL HUNTER DAYS	EFFORT AVG. HUNTER EFFORT
Unit/Subunit 06D																			
BEAVER	Trapping		0	0	0	0	0	n/a	n/a	n/a	n/a	n/a	0.00	0.00	0.00	0.00	0.00	n/a	n/a
BLACK BEAR	General Season		116	6	89	21	0	n/a	n/a	n/a	n/a	n/a	n/a	n/a	n/a	n/a	0.00	n/a	n/a
BROWN BEAR	General Season		15	3	7	5	0	n/a	n/a	n/a	n/a	n/a	n/a	n/a	n/a	n/a	0.00	n/a	n/a
DEER	General Season		572	233	325	14	0	433	177	256	0	0	56.92	56.83	55.94	100.00	0.00	n/a	n/a
LYNX	Hunting/Trapping		0	0	0	0	0	n/a	n/a	n/a	n/a	n/a	0.00	0.00	0.00	0.00	0.00	n/a	n/a
MARTEN	Trapping		n/a	n/a	n/a	n/a	n/a	n/a	n/a	n/a	n/a	n/a	n/a	n/a	n/a	n/a	n/a	n/a	n/a
MOOSE	General Season		0	0	0	0	0	15	11	4	0	0	0.00	0.00	0.00	0.00	0.00	68	4.53
MT. GOAT	Federal	RG221	3	0	3	0	0	5	5	0	0	0	37.50	0.00	100.00	0.00	0.00	16	2.00
MT. GOAT	Registration	RG242	9	2	3	4	0	10	5	4	1	0	47.37	28.57	42.86	80.00	0.00	60	3.16
MT. GOAT	Registration	RG249	16	4	11	0	1	20	7	10	1	2	44.44	36.36	52.38	0.00	33.33	203	5.64
MT. GOAT	Registration	RG252	3	1	2	0	0	11	0	11	0	0	21.43	100.00	15.38	0.00	0.00	157	11.21
MT. GOAT	Registration	RG266	10	0	8	2	0	27	6	19	2	0	27.03	0.00	29.63	50.00	0.00	118	3.19
MT. GOAT	**TOTAL SUBUNIT**		41	7	27	6	1	73	23	44	4	2							
OTTER	Trapping		31	31	0	0	0	n/a	n/a	n/a	n/a	n/a	n/a	n/a	0.00	0.00	0.00	n/a	n/a
WOLF	Hunting/Trapping		0	0	0	0	0	n/a	n/a	n/a	n/a	n/a	0.00	0.00	0.00	0.00	0.00	n/a	n/a
WOLVERINE	Hunting/Trapping		8	6	1	0	1	n/a	n/a	n/a	n/a	n/a	n/a	n/a	n/a	0.00	n/a	n/a	n/a

1993-94 HUNTER INFORMATION BY UNIT/SUBUNIT: UNIT 06

SPECIES	TYPE	HUNT TOTAL	SUCCESSFUL HUNTERS				UNSUCCESSFUL HUNTERS				
			UNIT RES	OTHER STATE RES	NON-RES	UNKN. RES	TOTAL	UNIT RES	OTHER STATE RES	NON-RES	UNKN. RES
UNIT 06 TOTALS FOR SPECIES AND HUNT TYPE											
BEAVER	Trapping	44	43	1	0	0	n/a	n/a	n/a	n/a	n/a
BLACK BEAR	General Season	145	15	99	31	0	n/a	n/a	n/a	n/a	n/a
BROWN BEAR	General Season	21	3	7	11	0	n/a	n/a	n/a	n/a	n/a
DEER	General Season	572	233	325	14	0	433	177	256	0	0
LYNX	Hunting/Trapping	0	0	0	0	0	n/a	n/a	n/a	n/a	n/a
MARTEN	Trapping	n/a	n/a	n/a	n/a	n/a	n/a	n/a	n/a	n/a	n/a
MOOSE	Drawing	48	45	3	0	0	6	6	0	0	0
MOOSE	General Season	67	12	28	26	1	76	23	28	22	3
MOOSE	Registration	48	38	2	8	0	144	120	16	8	0
MT. GOAT	Federal	3	0	3	0	0	5	5	0	0	0
MT. GOAT	Registration	52	7	26	18	1	74	18	45	9	2
OTTER	Trapping	43	43	0	0	0	n/a	n/a	n/a	n/a	n/a
WOLF	Hunting/Trapping	2	0	0	0	2	n/a	n/a	n/a	n/a	n/a
WOLVERINE	Hunting/Trapping	16	14	1	0	1	n/a	n/a	n/a	n/a	n/a
UNIT 06 TOTALS											
BEAVER	**TOTAL UNIT**	44	43	1	0	0	n/a	n/a	n/a	n/a	n/a
BLACK BEAR	**TOTAL UNIT**	145	15	99	31	0	n/a	n/a	n/a	n/a	n/a
BROWN BEAR	**TOTAL UNIT**	21	3	7	11	0	n/a	n/a	n/a	n/a	n/a
DEER	**TOTAL UNIT**	572	233	325	14	0	433	177	256	0	0
LYNX	**TOTAL UNIT**	0	0	0	0	0	n/a	n/a	n/a	n/a	n/a
MARTEN	**TOTAL UNIT**	n/a	n/a	n/a	n/a	n/a	n/a	n/a	n/a	n/a	n/a
MOOSE	**TOTAL UNIT**	163	95	33	34	1	226	149	44	30	3
MT. GOAT	**TOTAL UNIT**	55	7	29	18	1	79	23	45	9	2
OTTER	**TOTAL UNIT**	43	43	0	0	0	n/a	n/a	n/a	n/a	n/a
WOLF	**TOTAL UNIT**	2	0	0	0	2	n/a	n/a	n/a	n/a	n/a
WOLVERINE	**TOTAL UNIT**	16	14	1	0	1	n/a	n/a	n/a	n/a	n/a

1993-94 HUNTER INFORMATION BY UNIT/SUBUNIT: UNIT 07

SPECIES	TYPE	HUNT	SUCCESSFUL HUNTERS TOTAL	UNIT RES	OTHER STATE RES	NON-RES	UNKN. RES	UNSUCCESSFUL HUNTERS TOTAL	UNIT RES	OTHER STATE RES	NON-RES	UNKN. RES	PERCENT SUCCESSFUL TOTAL	UNIT RES	OTHER STATE RES	NON-RES	UNKN. RES	EFFORT TOTAL HUNTER DAYS	EFFORT AVG. HUNTER EFFORT
Unit/Subunit 07																			
BEAVER	Trapping		80	25	55	0	0	n/a	n/a	n/a	n/a	n/a	n/a	n/a	n/a	0.00	0.00	n/a	n/a
BLACK BEAR	General Season		90	17	63	4	6	n/a	n/a	n/a	n/a	n/a	n/a	n/a	n/a	n/a	n/a	n/a	n/a
BROWN BEAR	General Season		3	0	3	0	0	n/a	n/a	n/a	n/a	n/a	n/a	0.00	n/a	0.00	0.00	n/a	n/a
CARIBOU	Drawing	DC001	29	4	25	0	0	82	5	73	2	2	26.13	44.44	25.51	0.00	0.00	507	4.57
LYNX	Hunting/Trapping		0	0	0	0	0	n/a	n/a	n/a	n/a	n/a	0.00	0.00	0.00	0.00	0.00	n/a	n/a
MARTEN	Trapping		33	7	18	0	8	n/a	n/a	n/a	n/a	n/a	n/a	n/a	n/a	0.00	n/a	n/a	n/a
MOOSE	General Season		62	19	28	14	1	351	156	185	5	5	15.01	10.86	13.15	73.68	16.67	2592	6.28
MOOSE	Drawing	DM210	10	0	10	0	0	11	0	11	0	0	47.62	0.00	47.62	0.00	0.00	77	3.67
MOOSE	Drawing	DM211	8	0	8	0	0	8	0	8	0	0	50.00	0.00	50.00	0.00	0.00	66	4.13
MT. GOAT	Drawing	DG331	2	0	2	0	0	0	0	0	0	0	100.00	0.00	100.00	0.00	0.00	2	1.00
MT. GOAT	Drawing	DG333	1	0	1	0	0	1	0	1	0	0	50.00	0.00	50.00	0.00	0.00	11	5.50
MT. GOAT	Registration	RG333	5	0	5	0	0	55	6	49	0	0	8.33	0.00	9.26	0.00	0.00	114	1.90
MT. GOAT	**TOTAL HUNT**	G333	6	0	6	0	0	56	6	50	0	0							
MT. GOAT	Drawing	DG334	3	0	3	0	0	1	0	1	0	0	75.00	0.00	75.00	0.00	0.00	16	4.00
MT. GOAT	Drawing	DG335	3	0	3	0	0	3	0	3	0	0	50.00	0.00	50.00	0.00	0.00	20	3.33
MT. GOAT	Drawing	DG336	6	0	6	0	0	13	0	13	0	0	31.58	0.00	31.58	0.00	0.00	73	3.84
MT. GOAT	Registration	RG336	5	0	4	1	0	43	0	43	0	0	10.42	0.00	8.51	100.00	0.00	119	2.48
MT. GOAT	**TOTAL HUNT**	G336	11	0	10	1	0	56	0	56	0	0							
MT. GOAT	Drawing	DG337	1	0	1	0	0	0	0	0	0	0	100.00	0.00	100.00	0.00	0.00	8	8.00
MT. GOAT	Drawing	DG338	1	0	1	0	0	1	0	1	0	0	50.00	0.00	50.00	0.00	0.00	2	1.00
MT. GOAT	Drawing	DG339	1	0	1	0	0	6	0	5	1	0	14.29	0.00	16.67	0.00	0.00	24	3.43
MT. GOAT	Drawing	DG340	4	0	4	0	0	3	0	3	0	0	57.14	0.00	57.14	0.00	0.00	36	5.14
MT. GOAT	Registration	RG340	2	0	2	0	0	0	0	0	0	0	100.00	0.00	100.00	0.00	0.00	2	1.00
MT. GOAT	**TOTAL HUNT**	G340	6	0	6	0	0	3	0	3	0	0							
MT. GOAT	Drawing	DG341	2	0	1	0	1	0	0	0	0	0	100.00	0.00	100.00	0.00	100.00	4	2.00
MT. GOAT	Drawing	DG342	8	2	6	0	0	5	2	3	0	0	61.54	50.00	66.67	0.00	0.00	37	2.85
MT. GOAT	Drawing	DG343	6	0	6	0	0	2	1	1	0	0	75.00	0.00	85.71	0.00	0.00	14	1.75
MT. GOAT	Drawing	DG344	0	0	0	0	0	9	0	9	0	0	0.00	0.00	0.00	0.00	0.00	38	4.22
MT. GOAT	Registration	RG344	3	0	3	0	0	32	5	27	0	0	8.57	0.00	10.00	0.00	0.00	60	1.71
MT. GOAT	**TOTAL HUNT**	G344	3	0	3	0	0	41	5	36	0	0							
MT. GOAT	Drawing	DG345	10	0	10	0	0	6	0	6	0	0	62.50	0.00	62.50	0.00	0.00	49	3.06
MT. GOAT	Drawing	DG346	8	0	8	0	0	7	1	6	0	0	53.33	0.00	57.14	0.00	0.00	74	4.93
MT. GOAT	Drawing	DG347	3	1	2	0	0	2	0	2	0	0	60.00	100.00	50.00	0.00	0.00	17	3.40
MT. GOAT	Registration	RG347	8	3	4	1	0	18	11	7	0	0	30.77	21.43	36.36	100.00	0.00	39	1.50
MT. GOAT	**TOTAL HUNT**	G347	11	4	6	1	0	20	11	9	0	0							
MT. GOAT	Drawing	DG352	9	0	7	1	1	5	0	4	0	1	64.29	0.00	63.64	100.00	50.00	60	4.29
MT. GOAT	Registration	RG352	3	0	3	0	0	0	0	0	0	0	100.00	0.00	100.00	0.00	0.00	11	3.67
MT. GOAT	**TOTAL HUNT**	G352	12	0	10	1	1	5	0	4	0	1							
OTTER	Trapping		21	13	8	0	0	n/a	n/a	n/a	n/a	n/a	n/a	n/a	n/a	0.00	0.00	n/a	n/a
SHEEP	General Season		7	0	4	3	0	99	23	74	1	1	6.60	0.00	5.13	75.00	0.00	368	3.47
WOLF	Hunting/Trapping		6	2	3	0	1	n/a	n/a	n/a	n/a	n/a	n/a	n/a	n/a	0.00	n/a	n/a	n/a
WOLVERINE	Hunting/Trapping		9	4	5	0	0	n/a	n/a	n/a	n/a	n/a	n/a	n/a	n/a	0.00	0.00	n/a	n/a

1993-94 HUNTER INFORMATION BY UNIT/SUBUNIT: UNIT 07

SPECIES	TYPE	HUNT TOTAL	SUCCESSFUL HUNTERS				UNSUCCESSFUL HUNTERS				
			UNIT RES	OTHER STATE RES	NON-RES	UNKN. RES	TOTAL	UNIT RES	OTHER STATE RES	NON-RES	UNKN. RES
UNIT 07 TOTALS FOR SPECIES AND HUNT TYPE											
BEAVER	Trapping	80	25	55	0	0	n/a	n/a	n/a	n/a	n/a
BLACK BEAR	General Season	90	17	63	4	6	n/a	n/a	n/a	n/a	n/a
BROWN BEAR	General Season	3	0	3	0	0	n/a	n/a	n/a	n/a	n/a
CARIBOU	Drawing	29	4	25	0	0	82	5	73	2	2
LYNX	Hunting/Trapping	0	0	0	0	0	n/a	n/a	n/a	n/a	n/a
MARTEN	Trapping	33	7	18	0	8	n/a	n/a	n/a	n/a	n/a
MOOSE	Drawing	18	0	18	0	0	19	0	19	0	0
MOOSE	General Season	62	19	28	14	1	351	156	185	5	5
MT. GOAT	Drawing	68	3	62	1	2	64	4	58	1	1
MT. GOAT	Registration	26	3	21	2	0	148	22	126	0	0
OTTER	Trapping	21	13	8	0	0	n/a	n/a	n/a	n/a	n/a
SHEEP	General Season	7	0	4	3	0	99	23	74	1	1
WOLF	Hunting/Trapping	6	2	3	0	1	n/a	n/a	n/a	n/a	n/a
WOLVERINE	Hunting/Trapping	9	4	5	0	0	n/a	n/a	n/a	n/a	n/a
UNIT 07 TOTALS											
BEAVER	**TOTAL UNIT**	80	25	55	0	0	n/a	n/a	n/a	n/a	n/a
BLACK BEAR	**TOTAL UNIT**	90	17	63	4	6	n/a	n/a	n/a	n/a	n/a
BROWN BEAR	**TOTAL UNIT**	3	0	3	0	0	n/a	n/a	n/a	n/a	n/a
CARIBOU	**TOTAL UNIT**	29	4	25	0	0	82	5	73	2	2
LYNX	**TOTAL UNIT**	0	0	0	0	0	n/a	n/a	n/a	n/a	n/a
MARTEN	**TOTAL UNIT**	33	7	18	0	8	n/a	n/a	n/a	n/a	n/a
MOOSE	**TOTAL UNIT**	80	19	46	14	1	370	156	204	5	5
MT. GOAT	**TOTAL UNIT**	94	6	83	3	2	212	26	184	1	1
OTTER	**TOTAL UNIT**	21	13	8	0	0	n/a	n/a	n/a	n/a	n/a
SHEEP	**TOTAL UNIT**	7	0	4	3	0	99	23	74	1	1
WOLF	**TOTAL UNIT**	6	2	3	0	1	n/a	n/a	n/a	n/a	n/a
WOLVERINE	**TOTAL UNIT**	9	4	5	0	0	n/a	n/a	n/a	n/a	n/a

1993-94 HUNTER INFORMATION BY UNIT/SUBUNIT: UNIT 08

SPECIES	TYPE	HUNT	SUCCESSFUL HUNTERS TOTAL	UNIT RES	OTHER STATE RES	NON-RES	UNKN. RES	UNSUCCESSFUL HUNTERS TOTAL	UNIT RES	OTHER STATE RES	NON-RES	UNKN. RES	PERCENT SUCCESSFUL TOTAL	UNIT RES	OTHER STATE RES	NON-RES	UNKN. RES	EFFORT TOTAL HUNTER DAYS	EFFORT AVG. HUNTER EFFORT
Unit/Subunit 08																			
BEAVER	Trapping		68	65	2	0	1	n/a	n/a	n/a	n/a	n/a	n/a	n/a	n/a	0.00	n/a	n/a	n/a
BROWN BEAR	Drawing	DB201	0	0	0	0	0	1	1	0	0	0	0.00	0.00	0.00	0.00	0.00	1	1.00
BROWN BEAR	Registration	RB201	1	0	0	1	0	0	0	0	0	0	100.00	0.00	0.00	100.00	0.00	4	4.00
BROWN BEAR	**TOTAL HUNT**	B201	1	0	0	1	0	1	1	0	0	0							
BROWN BEAR	Drawing	DB202	0	0	0	0	0	1	0	1	0	0	0.00	0.00	0.00	0.00	0.00	8	8.00
BROWN BEAR	Registration	RB202	1	0	0	1	0	1	0	0	1	0	50.00	0.00	0.00	50.00	0.00	14	7.00
BROWN BEAR	**TOTAL HUNT**	B202	1	0	0	1	0	2	0	1	1	0							
BROWN BEAR	Drawing	DB203	1	0	1	0	0	0	0	0	0	0	100.00	0.00	100.00	0.00	0.00	8	8.00
BROWN BEAR	Registration	RB203	2	0	0	2	0	0	0	0	0	0	100.00	0.00	0.00	100.00	0.00	5	2.50
BROWN BEAR	**TOTAL HUNT**	B203	3	0	1	2	0	0	0	0	0	0							
BROWN BEAR	Drawing	DB204	1	0	1	0	0	2	0	2	0	0	33.33	0.00	33.33	0.00	0.00	26	8.67
BROWN BEAR	Registration	RB204	1	0	0	1	0	1	0	0	1	0	50.00	0.00	0.00	50.00	0.00	24	12.00
BROWN BEAR	**TOTAL HUNT**	B204	2	0	1	1	0	3	0	2	1	0							
BROWN BEAR	Drawing	DB205	1	0	1	0	0	1	0	1	0	0	50.00	0.00	50.00	0.00	0.00	16	8.00
BROWN BEAR	Registration	RB205	2	0	0	2	0	0	0	0	0	0	100.00	0.00	0.00	100.00	0.00	11	5.50
BROWN BEAR	**TOTAL HUNT**	B205	3	0	1	2	0	1	0	1	0	0							
BROWN BEAR	Drawing	DB206	0	0	0	0	0	2	0	2	0	0	0.00	0.00	0.00	0.00	0.00	11	5.50
BROWN BEAR	Registration	RB206	2	0	0	2	0	0	0	0	0	0	100.00	0.00	0.00	100.00	0.00	13	6.50
BROWN BEAR	**TOTAL HUNT**	B206	2	0	0	2	0	2	0	2	0	0							
BROWN BEAR	Drawing	DB207	1	1	0	0	0	0	0	0	0	0	100.00	100.00	0.00	0.00	0.00	1	1.00
BROWN BEAR	Registration	RB207	1	0	0	1	0	1	0	0	1	0	50.00	0.00	0.00	50.00	0.00	8	4.00
BROWN BEAR	**TOTAL HUNT**	B207	2	1	0	1	0	1	0	0	1	0							
BROWN BEAR	Drawing	DB208	3	0	3	0	0	0	0	0	0	0	100.00	0.00	100.00	0.00	0.00	11	3.67
BROWN BEAR	Registration	RB208	2	0	0	2	0	0	0	0	0	0	100.00	0.00	0.00	100.00	0.00	9	4.50
BROWN BEAR	**TOTAL HUNT**	B208	5	0	3	2	0	0	0	0	0	0							
BROWN BEAR	Drawing	DB209	0	0	0	0	0	2	0	1	1	0	0.00	0.00	0.00	0.00	0.00	16	8.00
BROWN BEAR	Registration	RB209	0	0	0	0	0	1	0	0	1	0	0.00	0.00	0.00	0.00	0.00	15	15.00
BROWN BEAR	**TOTAL HUNT**	B209	0	0	0	0	0	3	0	1	2	0							
BROWN BEAR	Drawing	DB210	0	0	0	0	0	2	0	2	0	0	0.00	0.00	0.00	0.00	0.00	12	6.00
BROWN BEAR	Registration	RB210	2	0	0	2	0	0	0	0	0	0	100.00	0.00	0.00	100.00	0.00	7	3.50
BROWN BEAR	**TOTAL HUNT**	B210	2	0	0	2	0	2	0	2	0	0							
BROWN BEAR	Drawing	DB211	2	0	2	0	0	1	0	1	0	0	66.67	0.00	66.67	0.00	0.00	11	3.67
BROWN BEAR	Registration	RB211	2	0	0	2	0	0	0	0	0	0	100.00	0.00	0.00	100.00	0.00	23	11.50
BROWN BEAR	**TOTAL HUNT**	B211	4	0	2	2	0	1	0	1	0	0							
BROWN BEAR	Drawing	DB212	1	0	1	0	0	1	0	1	0	0	50.00	0.00	50.00	0.00	0.00	13	6.50
BROWN BEAR	Registration	RB212	0	0	0	0	0	1	0	0	1	0	0.00	0.00	0.00	0.00	0.00	14	14.00
BROWN BEAR	**TOTAL HUNT**	B212	1	0	1	0	0	2	0	1	1	0							
BROWN BEAR	Drawing	DB213	3	0	3	0	0	0	0	0	0	0	100.00	0.00	100.00	0.00	0.00	13	4.33
BROWN BEAR	Registration	RB213	2	0	0	2	0	0	0	0	0	0	100.00	0.00	0.00	100.00	0.00	8	4.00
BROWN BEAR	**TOTAL HUNT**	B213	5	0	3	2	0	0	0	0	0	0							
BROWN BEAR	Drawing	DB214	0	0	0	0	0	1	0	1	0	0	0.00	0.00	0.00	0.00	0.00	11	11.00
BROWN BEAR	Registration	RB214	0	0	0	0	0	1	0	0	1	0	0.00	0.00	0.00	0.00	0.00	12	12.00
BROWN BEAR	**TOTAL HUNT**	B214	0	0	0	0	0	2	0	1	1	0							
BROWN BEAR	Drawing	DB215	1	1	0	0	0	0	0	0	0	0	100.00	100.00	0.00	0.00	0.00	3	3.00
BROWN BEAR	Registration	RB215	0	0	0	0	0	1	0	0	0	1	0.00	0.00	0.00	0.00	0.00	11	11.00
BROWN BEAR	**TOTAL HUNT**	B215	1	1	0	0	0	1	0	0	0	1							
BROWN BEAR	Drawing	DB216	2	0	2	0	0	0	0	0	0	0	100.00	0.00	100.00	0.00	0.00	4	2.00
BROWN BEAR	Registration	RB216	1	0	0	1	0	1	0	0	1	0	50.00	0.00	0.00	50.00	0.00	9	4.50
BROWN BEAR	**TOTAL HUNT**	B216	3	0	2	1	0	1	0	0	1	0							

1993-94 HUNTER INFORMATION BY UNIT/SUBUNIT: UNIT 08

SPECIES	TYPE	HUNT	SUCCESSFUL HUNTERS TOTAL	UNIT RES	OTHER STATE RES	NON-RES	UNKN. RES	UNSUCCESSFUL HUNTERS TOTAL	UNIT RES	OTHER STATE RES	NON-RES	UNKN. RES	PERCENT SUCCESSFUL TOTAL	UNIT RES	OTHER STATE RES	NON-RES	UNKN. RES	EFFORT TOTAL HUNTER DAYS	EFFORT AVG. HUNTER EFFORT
Unit/Subunit 08																			
BROWN BEAR	Drawing	DB217	1	1	0	0	0	0	0	0	0	0	100.00	100.00	0.00	0.00	0.00	2	2.00
BROWN BEAR	Registration	RB217	1	0	0	1	0	1	0	0	1	0	50.00	0.00	0.00	50.00	0.00	20	10.00
BROWN BEAR	**TOTAL HUNT**	B217	2	1	0	1	0	1	0	0	1	0							
BROWN BEAR	Drawing	DB218	0	0	0	0	0	1	0	1	0	0	0.00	0.00	0.00	0.00	0.00	11	11.00
BROWN BEAR	Registration	RB218	1	0	0	1	0	0	0	0	0	0	100.00	0.00	0.00	100.00	0.00	2	2.00
BROWN BEAR	**TOTAL HUNT**	B218	1	0	0	1	0	1	0	1	0	0							
BROWN BEAR	Drawing	DB219	0	0	0	0	0	1	0	1	0	0	0.00	0.00	0.00	0.00	0.00	5	5.00
BROWN BEAR	Registration	RB219	0	0	0	0	0	1	0	0	1	0	0.00	0.00	0.00	0.00	0.00	8	8.00
BROWN BEAR	**TOTAL HUNT**	B219	0	0	0	0	0	2	0	1	1	0							
BROWN BEAR	Drawing	DB220	0	0	0	0	0	1	0	1	0	0	0.00	0.00	0.00	0.00	0.00	10	10.00
BROWN BEAR	Registration	RB220	0	0	0	0	0	1	0	0	1	0	0.00	0.00	0.00	0.00	0.00	12	12.00
BROWN BEAR	**TOTAL HUNT**	B220	0	0	0	0	0	2	0	1	1	0							
BROWN BEAR	Drawing	DB221	0	0	0	0	0	3	0	3	0	0	0.00	0.00	0.00	0.00	0.00	30	10.00
BROWN BEAR	Registration	RB221	0	0	0	0	0	1	0	0	1	0	0.00	0.00	0.00	0.00	0.00	10	10.00
BROWN BEAR	**TOTAL HUNT**	B221	0	0	0	0	0	4	0	3	1	0							
BROWN BEAR	Drawing	DB222	1	0	1	0	0	2	0	2	0	0	33.33	0.00	33.33	0.00	0.00	25	8.33
BROWN BEAR	Registration	RB222	1	0	0	1	0	1	0	0	1	0	50.00	0.00	0.00	50.00	0.00	19	9.50
BROWN BEAR	**TOTAL HUNT**	B222	2	0	1	1	0	3	0	2	1	0							
BROWN BEAR	Drawing	DB223	1	0	1	0	0	1	0	1	0	0	50.00	0.00	50.00	0.00	0.00	17	8.50
BROWN BEAR	Registration	RB223	0	0	0	0	0	1	0	1	0	0	0.00	0.00	0.00	0.00	0.00	12	12.00
BROWN BEAR	**TOTAL HUNT**	B223	1	0	1	0	0	2	0	2	0	0							
BROWN BEAR	Drawing	DB224	2	0	2	0	0	1	0	1	0	0	66.67	0.00	66.67	0.00	0.00	11	3.67
BROWN BEAR	Registration	RB224	1	0	0	1	0	1	0	0	1	0	50.00	0.00	0.00	50.00	0.00	27	13.50
BROWN BEAR	**TOTAL HUNT**	B224	3	0	2	1	0	2	0	1	1	0							
BROWN BEAR	Drawing	DB225	0	0	0	0	0	2	0	2	0	0	0.00	0.00	0.00	0.00	0.00	14	7.00
BROWN BEAR	Registration	RB225	0	0	0	0	0	0	0	0	0	0	0.00	0.00	0.00	0.00	0.00	0	0.00
BROWN BEAR	**TOTAL HUNT**	B225	0	0	0	0	0	2	0	2	0	0							
BROWN BEAR	Drawing	DB226	0	0	0	0	0	3	1	2	0	0	0.00	0.00	0.00	0.00	0.00	34	11.33
BROWN BEAR	Registration	RB226	1	0	0	1	0	1	0	0	1	0	50.00	0.00	0.00	50.00	0.00	8	4.00
BROWN BEAR	**TOTAL HUNT**	B226	1	0	0	1	0	4	1	2	1	0							
BROWN BEAR	Drawing	DB227	2	0	2	0	0	1	0	1	0	0	66.67	0.00	66.67	0.00	0.00	21	7.00
BROWN BEAR	Registration	RB227	1	0	0	1	0	1	0	0	1	0	50.00	0.00	0.00	50.00	0.00	11	5.50
BROWN BEAR	**TOTAL HUNT**	B227	3	0	2	1	0	2	0	1	1	0							
BROWN BEAR	Drawing	DB228	1	1	0	0	0	4	0	4	0	0	20.00	100.00	0.00	0.00	0.00	54	10.80
BROWN BEAR	Registration	RB228	0	0	0	0	0	2	0	0	2	0	0.00	0.00	0.00	0.00	0.00	14	7.00
BROWN BEAR	**TOTAL HUNT**	B228	1	1	0	0	0	6	0	4	2	0							
BROWN BEAR	Drawing	DB229	3	0	3	0	0	7	0	7	0	0	30.00	0.00	30.00	0.00	0.00	89	8.90
BROWN BEAR	Registration	RB229	1	0	0	0	1	2	0	0	2	0	33.33	0.00	0.00	0.00	100.00	26	8.67
BROWN BEAR	**TOTAL HUNT**	B229	4	0	3	0	1	9	0	7	2	0							
BROWN BEAR	Registration	RB230	1	0	0	1	0	4	0	1	3	0	20.00	0.00	0.00	25.00	0.00	40	8.00
BROWN BEAR	Drawing	DB231	1	0	1	0	0	2	1	1	0	0	33.33	0.00	50.00	0.00	0.00	24	8.00
BROWN BEAR	Registration	RB231	1	0	0	1	0	0	0	0	0	0	100.00	0.00	0.00	100.00	0.00	11	11.00
BROWN BEAR	**TOTAL HUNT**	B231	2	0	1	1	0	2	1	1	0	0							
BROWN BEAR	Drawing	DB232	1	0	1	0	0	0	0	0	0	0	100.00	0.00	100.00	0.00	0.00	5	5.00
BROWN BEAR	Registration	RB232	2	0	0	2	0	0	0	0	0	0	100.00	0.00	0.00	100.00	0.00	9	4.50
BROWN BEAR	**TOTAL HUNT**	B232	3	0	1	2	0	0	0	0	0	0							
BROWN BEAR	Drawing	DB233	2	0	2	0	0	3	0	3	0	0	40.00	0.00	40.00	0.00	0.00	41	8.20
BROWN BEAR	Registration	RB233	3	0	0	3	0	0	0	0	0	0	100.00	0.00	0.00	100.00	0.00	20	6.67
BROWN BEAR	**TOTAL HUNT**	B233	5	0	2	3	0	3	0	3	0	0							

GMU - Hunter

1993-94 HUNTER INFORMATION BY UNIT/SUBUNIT: UNIT 08

SPECIES	TYPE	HUNT	SUCCESSFUL HUNTERS TOTAL	UNIT RES	OTHER STATE RES	NON-RES	UNKN. RES	UNSUCCESSFUL HUNTERS TOTAL	UNIT RES	OTHER STATE RES	NON-RES	UNKN. RES	PERCENT SUCCESSFUL TOTAL	UNIT RES	OTHER STATE RES	NON-RES	UNKN. RES	EFFORT TOTAL HUNTER DAYS	EFFORT AVG. HUNTER EFFORT
Unit/Subunit 08																			
BROWN BEAR	Drawing	DB234	1	0	1	0	0	3	0	3	0	0	25.00	0.00	25.00	0.00	0.00	37	9.25
BROWN BEAR	Registration	RB234	3	0	0	3	0	0	0	0	0	0	100.00	0.00	0.00	100.00	0.00	11	3.67
BROWN BEAR	**TOTAL HUNT**	B234	4	0	1	3	0	3	0	3	0	0							
BROWN BEAR	Drawing	DB235	2	0	2	0	0	3	0	3	0	0	40.00	0.00	40.00	0.00	0.00	40	8.00
BROWN BEAR	Registration	RB235	2	0	0	2	0	1	0	0	1	0	66.67	0.00	0.00	66.67	0.00	43	14.33
BROWN BEAR	**TOTAL HUNT**	B235	4	0	2	2	0	4	0	3	1	0							
BROWN BEAR	Drawing	DB236	3	0	2	1	0	1	0	1	0	0	75.00	0.00	66.67	100.00	0.00	34	8.50
BROWN BEAR	Registration	RB236	1	0	0	1	0	2	0	0	2	0	33.33	0.00	0.00	33.33	0.00	25	8.33
BROWN BEAR	**TOTAL HUNT**	B236	4	0	2	2	0	3	0	1	2	0							
BROWN BEAR	Drawing	DB237	3	0	3	0	0	0	0	0	0	0	100.00	0.00	100.00	0.00	0.00	7	2.33
BROWN BEAR	Registration	RB237	3	0	0	3	0	1	0	0	1	0	75.00	0.00	0.00	75.00	0.00	25	6.25
BROWN BEAR	**TOTAL HUNT**	B237	6	0	3	3	0	1	0	0	1	0							
BROWN BEAR	Drawing	DB238	2	0	2	0	0	1	0	1	0	0	66.67	0.00	66.67	0.00	0.00	32	10.67
BROWN BEAR	Registration	RB238	2	0	0	2	0	2	0	0	2	0	50.00	0.00	0.00	50.00	0.00	57	14.25
BROWN BEAR	**TOTAL HUNT**	B238	4	0	2	2	0	3	0	1	2	0							
BROWN BEAR	Drawing	DB239	0	0	0	0	0	5	0	5	0	0	0.00	0.00	0.00	0.00	0.00	52	10.40
BROWN BEAR	Registration	RB239	3	0	0	3	0	0	0	0	0	0	100.00	0.00	0.00	100.00	0.00	19	6.33
BROWN BEAR	**TOTAL HUNT**	B239	3	0	0	3	0	5	0	5	0	0							
BROWN BEAR	Drawing	DB240	1	0	1	0	0	2	0	2	0	0	33.33	0.00	33.33	0.00	0.00	17	5.67
BROWN BEAR	Registration	RB240	1	0	0	1	0	2	0	0	2	0	33.33	0.00	0.00	33.33	0.00	26	8.67
BROWN BEAR	**TOTAL HUNT**	B240	2	0	1	1	0	4	0	2	2	0							
BROWN BEAR	Drawing	DB241	1	0	1	0	0	3	1	2	0	0	25.00	0.00	33.33	0.00	0.00	35	8.75
BROWN BEAR	Registration	RB241	4	0	0	4	0	0	0	0	0	0	100.00	0.00	0.00	100.00	0.00	42	10.50
BROWN BEAR	**TOTAL HUNT**	B241	5	0	1	4	0	3	1	2	0	0							
BROWN BEAR	Drawing	DB242	1	0	1	0	0	2	0	2	0	0	33.33	0.00	33.33	0.00	0.00	20	6.67
BROWN BEAR	Registration	RB242	2	0	0	2	0	1	0	0	1	0	66.67	0.00	0.00	66.67	0.00	27	9.00
BROWN BEAR	**TOTAL HUNT**	B242	3	0	1	2	0	3	0	2	1	0							
BROWN BEAR	Drawing	DB243	3	0	3	0	0	2	0	2	0	0	60.00	0.00	60.00	0.00	0.00	32	6.40
BROWN BEAR	Registration	RB243	1	0	0	1	0	2	0	0	2	0	33.33	0.00	0.00	33.33	0.00	30	10.00
BROWN BEAR	**TOTAL HUNT**	B243	4	0	3	1	0	4	0	2	2	0							
BROWN BEAR	Drawing	DB244	2	0	2	0	0	2	0	2	0	0	50.00	0.00	50.00	0.00	0.00	30	7.50
BROWN BEAR	Registration	RB244	1	0	0	1	0	1	0	0	1	0	50.00	0.00	0.00	50.00	0.00	17	8.50
BROWN BEAR	**TOTAL HUNT**	B244	3	0	2	1	0	3	0	2	1	0							
BROWN BEAR	Drawing	DB245	2	0	2	0	0	3	0	3	0	0	40.00	0.00	40.00	0.00	0.00	35	7.00
BROWN BEAR	Registration	RB245	1	0	0	1	0	2	0	0	2	0	33.33	0.00	0.00	33.33	0.00	27	9.00
BROWN BEAR	**TOTAL HUNT**	B245	3	0	2	1	0	5	0	3	2	0							
BROWN BEAR	Drawing	DB246	2	0	2	0	0	1	0	1	0	0	66.67	0.00	66.67	0.00	0.00	27	9.00
BROWN BEAR	Registration	RB246	2	0	0	2	0	0	0	0	0	0	100.00	0.00	0.00	100.00	0.00	9	4.50
BROWN BEAR	**TOTAL HUNT**	B246	4	0	2	2	0	1	0	1	0	0							
BROWN BEAR	Drawing	DB247	1	0	1	0	0	1	1	0	0	0	50.00	0.00	100.00	0.00	0.00	9	4.50
BROWN BEAR	Registration	RB247	1	0	0	1	0	2	0	0	2	0	33.33	0.00	0.00	33.33	0.00	32	10.67
BROWN BEAR	**TOTAL HUNT**	B247	2	0	1	1	0	3	1	0	2	0							
BROWN BEAR	Drawing	DB248	0	0	0	0	0	4	0	4	0	0	0.00	0.00	0.00	0.00	0.00	50	12.50
BROWN BEAR	Registration	RB248	4	0	0	4	0	0	0	0	0	0	100.00	0.00	0.00	100.00	0.00	25	6.25
BROWN BEAR	**TOTAL HUNT**	B248	4	0	0	4	0	4	0	4	0	0							
BROWN BEAR	Drawing	DB249	0	0	0	0	0	4	1	3	0	0	0.00	0.00	0.00	0.00	0.00	40	10.00
BROWN BEAR	Registration	RB249	1	0	0	1	0	1	0	0	1	0	50.00	0.00	0.00	50.00	0.00	15	7.50
BROWN BEAR	**TOTAL HUNT**	B249	1	0	0	1	0	5	1	3	1	0							

1993-94 HUNTER INFORMATION BY UNIT/SUBUNIT: UNIT 08

SPECIES	TYPE	HUNT	SUCCESSFUL HUNTERS TOTAL	UNIT RES	OTHER STATE RES	NON-RES	UNKN. RES	UNSUCCESSFUL HUNTERS TOTAL	UNIT RES	OTHER STATE RES	NON-RES	UNKN. RES	PERCENT SUCCESSFUL TOTAL	UNIT RES	OTHER STATE RES	NON-RES	UNKN. RES	EFFORT TOTAL HUNTER DAYS	EFFORT AVG. HUNTER EFFORT
Unit/Subunit 08																			
BROWN BEAR	Drawing	DB250	0	0	0	0	0	1	0	1	0	0	0.00	0.00	0.00	0.00	0.00	12	12.00
BROWN BEAR	Registration	RB250	2	0	0	2	0	1	0	0	1	0	66.67	0.00	0.00	66.67	0.00	19	6.33
BROWN BEAR	**TOTAL HUNT**	B250	2	0	0	2	0	2	0	1	1	0							
BROWN BEAR	Drawing	DB251	1	0	1	0	0	2	0	2	0	0	33.33	0.00	33.33	0.00	0.00	36	12.00
BROWN BEAR	Registration	RB251	2	0	0	2	0	0	0	0	0	0	100.00	0.00	0.00	100.00	0.00	10	5.00
BROWN BEAR	**TOTAL HUNT**	B251	3	0	1	2	0	2	0	2	0	0							
BROWN BEAR	Drawing	DB252	2	0	2	0	0	2	0	2	0	0	50.00	0.00	50.00	0.00	0.00	22	5.50
BROWN BEAR	Registration	RB252	3	0	0	3	0	1	0	0	1	0	75.00	0.00	0.00	75.00	0.00	31	7.75
BROWN BEAR	**TOTAL HUNT**	B252	5	0	2	3	0	3	0	2	1	0							
BROWN BEAR	Drawing	DB253	0	0	0	0	0	1	0	1	0	0	0.00	0.00	0.00	0.00	0.00	12	12.00
BROWN BEAR	Registration	RB253	2	0	0	2	0	0	0	0	0	0	100.00	0.00	0.00	100.00	0.00	25	12.50
BROWN BEAR	**TOTAL HUNT**	B253	2	0	0	2	0	1	0	1	0	0							
BROWN BEAR	Drawing	DB254	0	0	0	0	0	2	0	2	0	0	0.00	0.00	0.00	0.00	0.00	15	7.50
BROWN BEAR	Registration	RB254	1	0	0	1	0	0	0	0	0	0	100.00	0.00	0.00	100.00	0.00	4	4.00
BROWN BEAR	**TOTAL HUNT**	B254	1	0	0	1	0	2	0	2	0	0							
BROWN BEAR	Drawing	DB255	3	0	3	0	0	2	1	1	0	0	60.00	0.00	75.00	0.00	0.00	33	6.60
BROWN BEAR	Registration	RB255	1	0	0	1	0	1	0	0	1	0	50.00	0.00	0.00	50.00	0.00	18	9.00
BROWN BEAR	**TOTAL HUNT**	B255	4	0	3	1	0	3	1	1	1	0							
BROWN BEAR	Drawing	DB256	1	0	1	0	0	1	0	1	0	0	50.00	0.00	50.00	0.00	0.00	13	6.50
BROWN BEAR	Registration	RB256	2	0	0	2	0	0	0	0	0	0	100.00	0.00	0.00	100.00	0.00	22	11.00
BROWN BEAR	**TOTAL HUNT**	B256	3	0	1	2	0	1	0	1	0	0							
BROWN BEAR	Drawing	DB257	2	0	2	0	0	8	0	8	0	0	20.00	0.00	20.00	0.00	0.00	56	5.60
BROWN BEAR	Registration	RB257	1	0	0	1	0	3	0	0	3	0	25.00	0.00	0.00	25.00	0.00	34	8.50
BROWN BEAR	**TOTAL HUNT**	B257	3	0	2	1	0	11	0	8	3	0							
BROWN BEAR	Drawing	DB258	3	0	3	0	0	7	0	7	0	0	30.00	0.00	30.00	0.00	0.00	76	7.60
BROWN BEAR	Registration	RB258	1	0	0	1	0	3	0	0	3	0	25.00	0.00	0.00	25.00	0.00	39	9.75
BROWN BEAR	**TOTAL HUNT**	B258	4	0	3	1	0	10	0	7	3	0							
BROWN BEAR	Drawing	DB259	6	2	4	0	0	10	2	7	1	0	37.50	50.00	36.36	0.00	0.00	89	5.56
BROWN BEAR	Registration	RB259	6	0	0	6	0	3	0	0	3	0	66.67	0.00	0.00	66.67	0.00	62	6.89
BROWN BEAR	**TOTAL HUNT**	B259	12	2	4	6	0	13	2	7	4	0							
BROWN BEAR	Registration	RB260	1	0	0	1	0	4	0	0	4	0	20.00	0.00	0.00	20.00	0.00	34	6.80
BROWN BEAR	Registration	RB270	0	0	0	0	0	43	30	10	1	2	0.00	0.00	0.00	0.00	0.00	435	10.12
BROWN BEAR	Registration	RB280	3	3	0	0	0	39	26	11	2	0	7.14	10.34	0.00	0.00	0.00	274	6.52
CARIBOU	General Season		3	0	2	1	0	9	3	6	0	0	25.00	0.00	25.00	100.00	0.00	n/a	n/a
DEER	General Season		2341	935	1247	159	0	605	256	286	63	0	79.46	78.51	81.34	71.62	0.00	n/a	n/a
ELK	Drawing	DE702	1	1	0	0	0	3	3	0	0	0	25.00	25.00	0.00	0.00	0.00	12	3.00
ELK	Drawing	DE703	4	3	1	0	0	3	2	1	0	0	57.14	60.00	50.00	0.00	0.00	33	4.71
ELK	Drawing	DE704	4	3	1	0	0	2	1	1	0	0	66.67	75.00	50.00	0.00	0.00	24	4.00
ELK	Drawing	DE705	3	1	2	0	0	1	1	0	0	0	75.00	50.00	100.00	0.00	0.00	16	4.00
ELK	Drawing	DE706	0	0	0	0	0	2	0	2	0	0	0.00	0.00	0.00	0.00	0.00	9	4.50
ELK	Drawing	DE707	0	0	0	0	0	3	2	1	0	0	0.00	0.00	0.00	0.00	0.00	13	4.33
ELK	Drawing	DE712	29	12	17	0	0	28	7	19	0	2	50.88	63.16	47.22	0.00	0.00	244	4.28
ELK	Drawing	DE714	23	12	10	1	0	29	9	17	2	1	44.23	57.14	37.04	33.33	0.00	246	4.73
ELK	Drawing	DE716	9	2	7	0	0	24	8	14	2	0	27.27	20.00	33.33	0.00	0.00	178	5.39
ELK	Registration	RE753	10	6	4	0	0	82	55	27	0	0	10.87	9.84	12.90	0.00	0.00	322	3.50
ELK	Registration	RE754	4	4	0	0	0	93	46	45	2	0	4.12	8.00	0.00	0.00	0.00	441	4.55
MARTEN	Trapping		n/a	n/a	n/a	n/a	n/a	n/a	n/a	n/a	n/a	n/a	n/a	n/a	n/a	n/a	n/a	n/a	n/a

1993-94 HUNTER INFORMATION BY UNIT/SUBUNIT: UNIT 08

SPECIES	TYPE	HUNT	SUCCESSFUL HUNTERS TOTAL	UNIT RES	OTHER STATE RES	NON-RES	UNKN. RES	UNSUCCESSFUL HUNTERS TOTAL	UNIT RES	OTHER STATE RES	NON-RES	UNKN. RES	PERCENT SUCCESSFUL TOTAL	UNIT RES	OTHER STATE RES	NON-RES	UNKN. RES	EFFORT TOTAL HUNTER DAYS	EFFORT AVG. HUNTER EFFORT
Unit/Subunit 08																			
MT. GOAT	Drawing	DG471	9	4	4	1	0	7	4	2	1	0	56.25	50.00	66.67	50.00	0.00	48	3.00
MT. GOAT	Drawing	DG472	5	4	1	0	0	0	0	0	0	0	100.00	100.00	100.00	0.00	0.00	8	1.60
MT. GOAT	Drawing	DG473	4	2	2	0	0	5	2	3	0	0	44.44	50.00	40.00	0.00	0.00	36	4.00
MT. GOAT	Drawing	DG474	7	5	2	0	0	3	1	2	0	0	70.00	83.33	50.00	0.00	0.00	42	4.20
MT. GOAT	Drawing	DG475	7	2	4	1	0	9	5	4	0	0	43.75	28.57	50.00	100.00	0.00	65	4.06
MT. GOAT	Drawing	DG476	9	3	2	4	0	7	1	6	0	0	56.25	75.00	25.00	100.00	0.00	86	5.38
MT. GOAT	Drawing	DG477	7	0	6	1	0	1	0	1	0	0	87.50	0.00	85.71	100.00	0.00	35	4.38
OTTER	Trapping		68	68	0	0	0	n/a	n/a	n/a	n/a	n/a	n/a	n/a	0.00	0.00	0.00	n/a	n/a

1993-94 HUNTER INFORMATION BY UNIT/SUBUNIT: UNIT 08

SPECIES	TYPE	HUNT TOTAL	SUCCESSFUL HUNTERS				UNSUCCESSFUL HUNTERS				
			UNIT RES	OTHER STATE RES	NON-RES	UNKN. RES	TOTAL	UNIT RES	OTHER STATE RES	NON-RES	UNKN. RES
UNIT 08 TOTALS FOR SPECIES AND HUNT TYPE											
BEAVER	Trapping	68	65	2	0	1	n/a	n/a	n/a	n/a	n/a
BROWN BEAR	Drawing	73	6	66	1	0	119	9	108	2	0
BROWN BEAR	Registration	90	3	0	86	1	140	56	23	58	3
CARIBOU	General Season	3	0	2	1	0	9	3	6	n/a	n/a
DEER	General Season	2341	935	1247	159	0	605	256	286	63	0
ELK	Drawing	73	34	38	1	0	95	33	55	4	3
ELK	Registration	14	10	4	0	0	175	101	72	2	0
MARTEN	Trapping	n/a	n/a	n/a	n/a	n/a	n/a	n/a	n/a	n/a	n/a
MT. GOAT	Drawing	48	20	21	7	0	32	13	18	1	0
OTTER	Trapping	68	68	0	0	0	n/a	n/a	n/a	n/a	n/a
UNIT 08 TOTALS											
BEAVER	**TOTAL UNIT**	68	65	2	0	1	n/a	n/a	n/a	n/a	n/a
BROWN BEAR	**TOTAL UNIT**	163	9	66	87	1	259	65	131	60	3
CARIBOU	**TOTAL UNIT**	3	0	2	1	0	9	3	6	n/a	n/a
DEER	**TOTAL UNIT**	2341	935	1247	159	0	605	256	286	63	0
ELK	**TOTAL UNIT**	87	44	42	1	0	270	134	127	6	3
MARTEN	**TOTAL UNIT**	n/a	n/a	n/a	n/a	n/a	n/a	n/a	n/a	n/a	n/a
MT. GOAT	**TOTAL UNIT**	48	20	21	7	0	32	13	18	1	0
OTTER	**TOTAL UNIT**	68	68	0	0	0	n/a	n/a	n/a	n/a	n/a

1993-94 HUNTER INFORMATION BY UNIT/SUBUNIT: UNIT 09

SPECIES	TYPE	HUNT	SUCCESSFUL HUNTERS TOTAL	UNIT RES	OTHER STATE RES	NON-RES	UNKN. RES	UNSUCCESSFUL HUNTERS TOTAL	UNIT RES	OTHER STATE RES	NON-RES	UNKN. RES	PERCENT SUCCESSFUL TOTAL	UNIT RES	OTHER STATE RES	NON-RES	UNKN. RES	EFFORT TOTAL HUNTER DAYS	EFFORT AVG. HUNTER EFFORT
Unit/Subunit 09A																			
BEAVER	Trapping		0	0	0	0	0	n/a	n/a	n/a	n/a	n/a	0.00	0.00	0.00	0.00	0.00	n/a	n/a
BLACK BEAR	General Season		1	0	1	0	0	n/a	n/a	n/a	n/a	n/a	n/a	0.00	n/a	0.00	0.00	n/a	n/a
BROWN BEAR	General Season		36	0	14	22	0	n/a	n/a	n/a	n/a	n/a	n/a	0.00	n/a	n/a	0.00	n/a	n/a
CARIBOU	General Season		n/a	n/a	n/a	n/a	n/a	n/a	n/a	n/a	n/a	n/a	n/a	n/a	n/a	n/a	n/a	n/a	n/a
LYNX	Hunting/Trapping		1	0	1	0	0	n/a	n/a	n/a	n/a	n/a	n/a	0.00	n/a	0.00	0.00	n/a	n/a
MARTEN	Trapping		n/a	n/a	n/a	n/a	n/a	n/a	n/a	n/a	n/a	n/a	n/a	n/a	n/a	n/a	n/a	n/a	n/a
MOOSE	General Season		7	0	7	0	0	12	0	9	3	0	36.84	0.00	43.75	0.00	0.00	133	7.00
OTTER	Trapping		0	0	0	0	0	n/a	n/a	n/a	n/a	n/a	0.00	0.00	0.00	0.00	0.00	n/a	n/a
WOLF	Hunting/Trapping		0	0	0	0	0	n/a	n/a	n/a	n/a	n/a	0.00	0.00	0.00	0.00	0.00	n/a	n/a
WOLVERINE	Hunting/Trapping		3	0	3	0	0	n/a	n/a	n/a	n/a	n/a	n/a	0.00	n/a	0.00	0.00	n/a	n/a
Unit/Subunit 09B																			
BEAVER	Trapping		9	6	3	0	0	n/a	n/a	n/a	n/a	n/a	n/a	n/a	n/a	0.00	0.00	n/a	n/a
BLACK BEAR	General Season		0	0	0	0	0	n/a	n/a	n/a	n/a	n/a	0.00	0.00	0.00	0.00	0.00	n/a	n/a
BROWN BEAR	General Season		35	3	4	28	0	n/a	n/a	n/a	n/a	n/a	n/a	n/a	n/a	n/a	0.00	n/a	n/a
CARIBOU	General Season		n/a	n/a	n/a	n/a	n/a	n/a	n/a	n/a	n/a	n/a	n/a	n/a	n/a	n/a	n/a	n/a	n/a
LYNX	Hunting/Trapping		8	6	2	0	0	n/a	n/a	n/a	n/a	n/a	n/a	n/a	n/a	0.00	0.00	n/a	n/a
MARTEN	Trapping		n/a	n/a	n/a	n/a	n/a	n/a	n/a	n/a	n/a	n/a	n/a	n/a	n/a	n/a	n/a	n/a	n/a
MOOSE	General Season		66	16	24	25	1	129	26	39	58	6	33.85	38.10	38.10	30.12	14.29	1179	6.05
OTTER	Trapping		9	5	4	0	0	n/a	n/a	n/a	n/a	n/a	n/a	n/a	n/a	0.00	0.00	n/a	n/a
SHEEP	General Season		0	0	0	0	0	1	1	0	0	0	0.00	0.00	0.00	0.00	0.00	7	7.00
WOLF	Hunting/Trapping		5	3	2	0	0	n/a	n/a	n/a	n/a	n/a	n/a	n/a	n/a	0.00	0.00	n/a	n/a
WOLVERINE	Hunting/Trapping		15	13	2	0	0	n/a	n/a	n/a	n/a	n/a	n/a	n/a	n/a	0.00	0.00	n/a	n/a
Unit/Subunit 09C																			
BEAVER	Trapping		7	6	1	0	0	n/a	n/a	n/a	n/a	n/a	n/a	n/a	n/a	0.00	0.00	n/a	n/a
BLACK BEAR	General Season		0	0	0	0	0	n/a	n/a	n/a	n/a	n/a	0.00	0.00	0.00	0.00	0.00	n/a	n/a
BROWN BEAR	General Season		21	0	6	15	0	n/a	n/a	n/a	n/a	n/a	n/a	0.00	n/a	n/a	0.00	n/a	n/a
BROWN BEAR	Registration	RB361	6	2	2	2	0	n/a	n/a	n/a	n/a	n/a	n/a	n/a	n/a	n/a	0.00	n/a	n/a
BROWN BEAR	Registration	RB371	5	2	1	1	1	n/a	n/a	n/a	n/a	n/a	n/a	n/a	n/a	n/a	n/a	n/a	n/a
BROWN BEAR	**TOTAL SUBUNIT**		32	4	9	18	1	0	0	0	0	0							
CARIBOU	General Season		464	76	321	65	2	63	8	50	4	1	88.05	90.48	86.52	94.20	66.67	n/a	n/a
LYNX	Hunting/Trapping		18	11	6	1	0	n/a	n/a	n/a	n/a	n/a	n/a	n/a	n/a	n/a	0.00	n/a	n/a
MOOSE	General Season		52	17	12	19	4	112	59	30	18	5	31.71	22.37	28.57	51.35	44.44	839	5.12
MOOSE	Federal	RM232	n/a	n/a	n/a	n/a	n/a	n/a	n/a	n/a	n/a	n/a	n/a	n/a	n/a	n/a	n/a	n/a	n/a
MOOSE	**TOTAL SUBUNIT**		52	17	12	19	4	112	59	30	18	5							
OTTER	Trapping		4	4	0	0	0	n/a	n/a	n/a	n/a	n/a	n/a	n/a	0.00	0.00	0.00	n/a	n/a
WOLF	Hunting/Trapping		5	5	0	0	0	n/a	n/a	n/a	n/a	n/a	n/a	n/a	0.00	0.00	0.00	n/a	n/a
WOLVERINE	Hunting/Trapping		6	5	1	0	0	n/a	n/a	n/a	n/a	n/a	n/a	n/a	n/a	0.00	0.00	n/a	n/a
Unit/Subunit 09D																			
BEAVER	Trapping		0	0	0	0	0	n/a	n/a	n/a	n/a	n/a	0.00	0.00	0.00	0.00	0.00	n/a	n/a
BLACK BEAR	General Season		0	0	0	0	0	n/a	n/a	n/a	n/a	n/a	0.00	0.00	0.00	0.00	0.00	n/a	n/a
BROWN BEAR	General Season		111	5	17	88	1	n/a	n/a	n/a	n/a	n/a	n/a	n/a	n/a	n/a	n/a	n/a	n/a
BROWN BEAR	Registration	RB362	3	1	2	0	0	n/a	n/a	n/a	n/a	7	n/a	n/a	n/a	0.00	0.00	n/a	n/a
BROWN BEAR	Registration	RB372	2	0	2	0	0	n/a	n/a	n/a	n/a	4	n/a	0.00	n/a	0.00	0.00	n/a	n/a
BROWN BEAR	**TOTAL SUBUNIT**		116	6	21	88	1	0	0	0	0	11							

1993-94 HUNTER INFORMATION BY UNIT/SUBUNIT: UNIT 09

SPECIES	TYPE	HUNT	SUCCESSFUL HUNTERS TOTAL	UNIT RES	OTHER STATE RES	NON-RES	UNKN. RES	UNSUCCESSFUL HUNTERS TOTAL	UNIT RES	OTHER STATE RES	NON-RES	UNKN. RES	PERCENT SUCCESSFUL TOTAL	UNIT RES	OTHER STATE RES	NON-RES	UNKN. RES	EFFORT TOTAL HUNTER DAYS	EFFORT AVG. HUNTER EFFORT
Unit/Subunit 09D																			
CARIBOU	General Season		0	0	0	0	0	n/a	n/a	n/a	n/a	n/a	0.00	0.00	0.00	0.00	0.00	n/a	n/a
LYNX	Hunting/Trapping		0	0	0	0	0	n/a	n/a	n/a	n/a	n/a	0.00	0.00	0.00	0.00	0.00	n/a	n/a
OTTER	Trapping		3	3	0	0	0	n/a	n/a	n/a	n/a	n/a	n/a	n/a	0.00	0.00	0.00	n/a	n/a
WOLF	Hunting/Trapping		2	0	1	1	0	n/a	n/a	n/a	n/a	n/a	n/a	0.00	n/a	n/a	0.00	n/a	n/a
WOLVERINE	Hunting/Trapping		0	0	0	0	0	n/a	n/a	n/a	n/a	n/a	0.00	0.00	0.00	0.00	0.00	n/a	n/a
Unit/Subunit 09E																			
BEAVER	Trapping		5	4	1	0	0	n/a	n/a	n/a	n/a	n/a	n/a	n/a	n/a	n/a	0.00	n/a	n/a
BLACK BEAR	General Season		0	0	0	0	0	n/a	n/a	n/a	n/a	n/a	0.00	0.00	0.00	0.00	0.00	n/a	n/a
BROWN BEAR	General Season		264	2	69	178	15	n/a	n/a	n/a	n/a	n/a	n/a	n/a	n/a	n/a	n/a	n/a	n/a
BROWN BEAR	Federal	RB364	0	0	0	0	0	0	0	0	0	0	0.00	0.00	0.00	0.00	0.00	0	0.00
BROWN BEAR	**TOTAL SUBUNIT**		264	2	69	178	15	0	0	0	0	0							
CARIBOU	General Season		372	10	139	222	1	78	2	47	28	1	82.67	83.33	74.73	88.80	50.00	n/a	n/a
LYNX	Hunting/Trapping		3	0	3	0	0	n/a	n/a	n/a	n/a	n/a	n/a	0.00	n/a	0.00	0.00	n/a	n/a
MOOSE	General Season		97	5	15	74	3	87	14	34	37	2	52.72	26.32	30.61	66.67	60.00	1049	5.70
OTTER	Trapping		5	4	1	0	0	n/a	n/a	n/a	n/a	n/a	n/a	n/a	n/a	0.00	0.00	n/a	n/a
WOLF	Hunting/Trapping		10	2	5	3	0	n/a	n/a	n/a	n/a	n/a	n/a	n/a	n/a	n/a	0.00	n/a	n/a
WOLVERINE	Hunting/Trapping		7	2	4	1	0	n/a	n/a	n/a	n/a	n/a	n/a	n/a	n/a	n/a	0.00	n/a	n/a
Unit/Subunit 09Z																			
MOOSE	General Season		2	0	1	0	1	7	0	3	4	0	22.22	0.00	25.00	0.00	100.00	45	5.00
SHEEP	General Season		0	0	0	0	0	1	0	1	0	0	0.00	0.00	0.00	0.00	0.00	6	6.00

1993-94 HUNTER INFORMATION BY UNIT/SUBUNIT: UNIT 09

SPECIES	TYPE	HUNT TOTAL	SUCCESSFUL HUNTERS UNIT RES	SUCCESSFUL HUNTERS OTHER STATE RES	SUCCESSFUL HUNTERS NON-RES	SUCCESSFUL HUNTERS UNKN. RES	UNSUCCESSFUL HUNTERS TOTAL	UNSUCCESSFUL HUNTERS UNIT RES	UNSUCCESSFUL HUNTERS OTHER STATE RES	UNSUCCESSFUL HUNTERS NON-RES	UNSUCCESSFUL HUNTERS UNKN. RES
UNIT 09 TOTALS FOR SPECIES AND HUNT TYPE											
BEAVER	Trapping	21	16	5	0	0	n/a	n/a	n/a	n/a	n/a
BLACK BEAR	General Season	1	0	1	0	0	n/a	n/a	n/a	n/a	n/a
BROWN BEAR	Federal	0	0	0	0	0	0	0	0	0	0
BROWN BEAR	General Season	467	10	110	331	16	n/a	n/a	n/a	n/a	n/a
BROWN BEAR	Registration	16	5	7	3	1	0	0	0	0	11
CARIBOU	General Season	836	86	460	287	3	141	10	97	32	2
LYNX	Hunting/Trapping	30	17	12	1	0	n/a	n/a	n/a	n/a	n/a
MARTEN	Trapping	n/a	n/a	n/a	n/a	n/a	n/a	n/a	n/a	n/a	n/a
MOOSE	Federal	n/a	n/a	n/a	n/a	n/a	n/a	n/a	n/a	n/a	n/a
MOOSE	General Season	224	38	59	118	9	347	99	115	120	13
OTTER	Trapping	21	16	5	0	0	n/a	n/a	n/a	n/a	n/a
SHEEP	General Season	0	0	0	0	0	2	1	1	0	0
WOLF	Hunting/Trapping	22	10	8	4	0	n/a	n/a	n/a	n/a	n/a
WOLVERINE	Hunting/Trapping	31	20	10	1	0	n/a	n/a	n/a	n/a	n/a
UNIT 09 TOTALS											
BEAVER	**TOTAL UNIT**	21	16	5	0	0	n/a	n/a	n/a	n/a	n/a
BLACK BEAR	**TOTAL UNIT**	1	0	1	0	0	n/a	n/a	n/a	n/a	n/a
BROWN BEAR	**TOTAL UNIT**	483	15	117	334	17	0	0	0	0	11
CARIBOU	**TOTAL UNIT**	836	86	460	287	3	141	10	97	32	2
LYNX	**TOTAL UNIT**	30	17	12	1	0	n/a	n/a	n/a	n/a	n/a
MARTEN	**TOTAL UNIT**	n/a	n/a	n/a	n/a	n/a	n/a	n/a	n/a	n/a	n/a
MOOSE	**TOTAL UNIT**	224	38	59	118	9	347	99	115	120	13
OTTER	**TOTAL UNIT**	21	16	5	0	0	n/a	n/a	n/a	n/a	n/a
SHEEP	**TOTAL UNIT**	0	0	0	0	0	2	1	1	0	0
WOLF	**TOTAL UNIT**	22	10	8	4	0	n/a	n/a	n/a	n/a	n/a
WOLVERINE	**TOTAL UNIT**	31	20	10	1	0	n/a	n/a	n/a	n/a	n/a

1993-94 HUNTER INFORMATION BY UNIT/SUBUNIT: UNIT 10

SPECIES	TYPE	HUNT	SUCCESSFUL HUNTERS TOTAL	UNIT RES	OTHER STATE RES	NON-RES	UNKN. RES	UNSUCCESSFUL HUNTERS TOTAL	UNIT RES	OTHER STATE RES	NON-RES	UNKN. RES	PERCENT SUCCESSFUL TOTAL	UNIT RES	OTHER STATE RES	NON-RES	UNKN RES	EFFORT TOTAL HUNTER DAYS	EFFORT AVG. HUNTER EFFORT
Unit/Subunit 10																			
BROWN BEAR	Drawing	DB375	4	0	4	0	0	1	0	1	0	0	80.00	0.00	80.00	0.00	0.00	20	4.00
BROWN BEAR	Drawing	DB376	4	0	3	1	0	2	0	2	0	0	66.67	0.00	60.00	100.00	0.00	27	4.50
CARIBOU	General Season		0	0	0	0	0	0	0	0	0	0	0.00	0.00	0.00	0.00	0.00	0	0.00
CARIBOU	Federal	RC109	n/a	n/a	n/a	n/a	n/a	n/a	n/a	n/a	n/a	n/a	n/a	n/a	n/a	n/a	n/a	n/a	n/a
CARIBOU	Registration	RC550	n/a	n/a	n/a	n/a	n/a	n/a	n/a	n/a	n/a	n/a	n/a	n/a	n/a	n/a	n/a	n/a	n/a
LYNX	Hunting/Trapping		0	0	0	0	0	n/a	n/a	n/a	n/a	n/a	0.00	0.00	0.00	0.00	0.00	n/a	n/a
OTTER	Trapping		0	0	0	0	0	n/a	n/a	n/a	n/a	n/a	0.00	0.00	0.00	0.00	0.00	n/a	n/a
WOLF	Hunting/Trapping		0	0	0	0	0	n/a	n/a	n/a	n/a	n/a	0.00	0.00	0.00	0.00	0.00	n/a	n/a
WOLVERINE	Hunting/Trapping		0	0	0	0	0	n/a	n/a	n/a	n/a	n/a	0.00	0.00	0.00	0.00	0.00	n/a	n/a
UNIT 10 TOTALS FOR SPECIES AND HUNT TYPE																			
BROWN BEAR	Drawing		8	0	7	1	0	3	0	3	0	0							
CARIBOU	Federal		n/a	n/a	n/a	n/a	n/a	n/a	n/a	n/a	n/a	n/a							
CARIBOU	General Season		0	0	0	0	0	0	0	0	0	0							
CARIBOU	Registration		n/a	n/a	n/a	n/a	n/a	n/a	n/a	n/a	n/a	n/a							
LYNX	Hunting/Trapping		0	0	0	0	0	n/a	n/a	n/a	n/a	n/a							
OTTER	Trapping		0	0	0	0	0	n/a	n/a	n/a	n/a	n/a							
WOLF	Hunting/Trapping		0	0	0	0	0	n/a	n/a	n/a	n/a	n/a							
WOLVERINE	Hunting/Trapping		0	0	0	0	0	n/a	n/a	n/a	n/a	n/a							
UNIT 10 TOTALS																			
BROWN BEAR	**TOTAL UNIT**		8	0	7	1	0	3	0	3	0	0							
CARIBOU	**TOTAL UNIT**		n/a	n/a	n/a	n/a	n/a	n/a	n/a	n/a	n/a	n/a							
LYNX	**TOTAL UNIT**		0	0	0	0	0	n/a	n/a	n/a	n/a	n/a							
OTTER	**TOTAL UNIT**		0	0	0	0	0	n/a	n/a	n/a	n/a	n/a							
WOLF	**TOTAL UNIT**		0	0	0	0	0	n/a	n/a	n/a	n/a	n/a							
WOLVERINE	**TOTAL UNIT**		0	0	0	0	0	n/a	n/a	n/a	n/a	n/a							

1993-94 HUNTER INFORMATION BY UNIT/SUBUNIT: UNIT 11

SPECIES	TYPE	HUNT	SUCCESSFUL HUNTERS TOTAL	SUCCESSFUL HUNTERS UNIT RES	SUCCESSFUL HUNTERS OTHER STATE RES	SUCCESSFUL HUNTERS NON-RES	SUCCESSFUL HUNTERS UNKN. RES	UNSUCCESSFUL HUNTERS TOTAL	UNSUCCESSFUL HUNTERS UNIT RES	UNSUCCESSFUL HUNTERS OTHER STATE RES	UNSUCCESSFUL HUNTERS NON-RES	UNSUCCESSFUL HUNTERS UNKN. RES	PERCENT SUCCESSFUL TOTAL	PERCENT SUCCESSFUL UNIT RES	PERCENT SUCCESSFUL OTHER STATE RES	PERCENT SUCCESSFUL NON-RES	PERCENT SUCCESSFUL UNKN. RES	EFFORT TOTAL HUNTER DAYS	EFFORT AVG. HUNTER EFFORT
Unit/Subunit 11																			
BEAVER	Trapping		0	0	0	0	0	n/a	n/a	n/a	n/a	n/a	0.00	0.00	0.00	0.00	0.00	n/a	n/a
BLACK BEAR	General Season		18	0	14	3	1	n/a	n/a	n/a	n/a	n/a	n/a	0.00	n/a	n/a	n/a	n/a	n/a
BROWN BEAR	General Season		4	0	2	2	0	n/a	n/a	n/a	n/a	n/a	n/a	0.00	n/a	n/a	0.00	n/a	n/a
LYNX	Hunting/Trapping		19	0	18	0	1	n/a	n/a	n/a	n/a	n/a	n/a	0.00	n/a	0.00	n/a	n/a	n/a
MARTEN	Trapping		n/a	n/a	n/a	n/a	n/a	n/a	n/a	n/a	n/a	n/a	n/a	n/a	n/a	n/a	n/a	n/a	n/a
MOOSE	General Season		30	1	23	4	2	91	8	75	8	0	24.79	11.11	23.47	33.33	100.00	846	6.99
MT. GOAT	Registration	RG580	16	0	5	11	0	26	0	17	9	0	38.10	0.00	22.73	55.00	0.00	157	3.74
OTTER	Trapping		0	0	0	0	0	n/a	n/a	n/a	n/a	n/a	0.00	0.00	0.00	0.00	0.00	n/a	n/a
SHEEP	General Season		143	0	111	27	5	240	4	220	10	6	37.34	0.00	33.53	72.97	45.45	1748	4.56
WOLF	Hunting/Trapping		17	0	17	0	0	n/a	n/a	n/a	n/a	n/a	n/a	0.00	n/a	0.00	0.00	n/a	n/a
WOLVERINE	Hunting/Trapping		7	0	6	0	1	n/a	n/a	n/a	n/a	n/a	n/a	0.00	n/a	0.00	n/a	n/a	n/a
UNIT 11 TOTALS FOR SPECIES AND HUNT TYPE																			
BEAVER	Trapping		0	0	0	0	0	n/a	n/a	n/a	n/a	n/a							
BLACK BEAR	General Season		18	0	14	3	1	n/a	n/a	n/a	n/a	n/a							
BROWN BEAR	General Season		4	0	2	2	0	n/a	n/a	n/a	n/a	n/a							
LYNX	Hunting/Trapping		19	0	18	0	1	n/a	n/a	n/a	n/a	n/a							
MARTEN	Trapping		n/a	n/a	n/a	n/a	n/a	n/a	n/a	n/a	n/a	n/a							
MOOSE	General Season		30	1	23	4	2	91	8	75	8	0							
MT. GOAT	Registration		16	0	5	11	0	26	0	17	9	0							
OTTER	Trapping		0	0	0	0	0	n/a	n/a	n/a	n/a	n/a							
SHEEP	General Season		143	0	111	27	5	240	4	220	10	6							
WOLF	Hunting/Trapping		17	0	17	0	0	n/a	n/a	n/a	n/a	n/a							
WOLVERINE	Hunting/Trapping		7	0	6	0	1	n/a	n/a	n/a	n/a	n/a							
UNIT 11 TOTALS																			
BEAVER	**TOTAL UNIT**		0	0	0	0	0	n/a	n/a	n/a	n/a	n/a							
BLACK BEAR	**TOTAL UNIT**		18	0	14	3	1	n/a	n/a	n/a	n/a	n/a							
BROWN BEAR	**TOTAL UNIT**		4	0	2	2	0	n/a	n/a	n/a	n/a	n/a							
LYNX	**TOTAL UNIT**		19	0	18	0	1	n/a	n/a	n/a	n/a	n/a							
MARTEN	**TOTAL UNIT**		n/a	n/a	n/a	n/a	n/a	n/a	n/a	n/a	n/a	n/a							
MOOSE	**TOTAL UNIT**		30	1	23	4	2	91	8	75	8	0							
MT. GOAT	**TOTAL UNIT**		16	0	5	11	0	26	0	17	9	0							
OTTER	**TOTAL UNIT**		0	0	0	0	0	n/a	n/a	n/a	n/a	n/a							
SHEEP	**TOTAL UNIT**		143	0	111	27	5	240	4	220	10	6							
WOLF	**TOTAL UNIT**		17	0	17	0	0	n/a	n/a	n/a	n/a	n/a							
WOLVERINE	**TOTAL UNIT**		7	0	6	0	1	n/a	n/a	n/a	n/a	n/a							

1993-94 HUNTER INFORMATION BY UNIT/SUBUNIT: UNIT 12

			SUCCESSFUL HUNTERS					UNSUCCESSFUL HUNTERS					PERCENT SUCCESSFUL					EFFORT	
				OTHER					OTHER					OTHER				TOTAL	AVG.
SPECIES	TYPE	HUNT	TOTAL	UNIT RES	STATE RES	NON-RES	UNKN. RES	TOTAL	UNIT RES	STATE RES	NON-RES	UNKN. RES	TOTAL	UNIT RES	STATE RES	NON-RES	UNKN. RES	HUNTER DAYS	HUNTER EFFORT
Unit/Subunit 12																			
BEAVER	Trapping		35	22	13	0	0	n/a	n/a	n/a	n/a	n/a	n/a	n/a	n/a	0.00	0.00	n/a	n/a
BLACK BEAR	General Season		27	21	5	1	0	n/a	n/a	n/a	n/a	n/a	n/a	n/a	n/a	n/a	0.00	n/a	n/a
BROWN BEAR	General Season		18	1	8	9	0	n/a	n/a	n/a	n/a	n/a	n/a	n/a	n/a	n/a	0.00	n/a	n/a
CARIBOU	General Season		6	2	3	1	0	n/a	n/a	n/a	n/a	n/a	n/a	n/a	n/a	n/a	0.00	n/a	n/a
CARIBOU	Federal	RC412	12	11	1	0	0	8	8	0	0	0	60.00	57.89	100.00	0.00	0.00	40	2.00
CARIBOU	Registration	RC450	19	1	8	10	0	14	2	7	5	0	57.58	33.33	53.33	66.67	0.00	156	4.73
CARIBOU	Registration	RC460	201	91	109	0	1	330	152	178	0	0	37.85	37.45	37.98	0.00	100.00	1357	2.56
LYNX	Hunting/Trapping		121	101	11	0	9	n/a	n/a	n/a	n/a	n/a	n/a	n/a	n/a	0.00	n/a	n/a	n/a
MARTEN	Trapping		n/a	n/a	n/a	n/a	n/a	n/a	n/a	n/a	n/a	n/a	n/a	n/a	n/a	n/a	n/a	n/a	n/a
MOOSE	General Season		91	34	37	18	2	289	181	95	12	1	23.95	15.81	28.03	60.00	66.67	2863	7.53
OTTER	Trapping		0	0	0	0	0	n/a	n/a	n/a	n/a	n/a	0.00	0.00	0.00	0.00	0.00	n/a	n/a
SHEEP	General Season		173	4	104	62	3	274	24	222	23	5	38.70	14.29	31.90	72.94	37.50	2499	5.59
SHEEP	Drawing	DS102	22	1	19	2	0	40	2	37	1	0	35.48	33.33	33.93	66.67	0.00	347	5.60
WOLF	Hunting/Trapping		71	65	4	2	0	n/a	n/a	n/a	n/a	n/a	n/a	n/a	n/a	n/a	0.00	n/a	n/a
WOLVERINE	Hunting/Trapping		21	16	5	0	0	n/a	n/a	n/a	n/a	n/a	n/a	n/a	n/a	0.00	0.00	n/a	n/a

1993-94 HUNTER INFORMATION BY UNIT/SUBUNIT: UNIT 12

SPECIES	TYPE	HUNT TOTAL	SUCCESSFUL HUNTERS				UNSUCCESSFUL HUNTERS				
			UNIT RES	OTHER STATE RES	NON-RES	UNKN. RES	TOTAL	UNIT RES	OTHER STATE RES	NON-RES	UNKN. RES
UNIT 12 TOTALS FOR SPECIES AND HUNT TYPE											
BEAVER	Trapping	35	22	13	0	0	n/a	n/a	n/a	n/a	n/a
BLACK BEAR	General Season	27	21	5	1	0	n/a	n/a	n/a	n/a	n/a
BROWN BEAR	General Season	18	1	8	9	0	n/a	n/a	n/a	n/a	n/a
CARIBOU	Federal	12	11	1	0	0	8	8	0	0	0
CARIBOU	General Season	6	2	3	1	0	n/a	n/a	n/a	n/a	n/a
CARIBOU	Registration	220	92	117	10	1	344	154	185	5	0
LYNX	Hunting/Trapping	121	101	11	0	9	n/a	n/a	n/a	n/a	n/a
MARTEN	Trapping	n/a	n/a	n/a	n/a	n/a	n/a	n/a	n/a	n/a	n/a
MOOSE	General Season	91	34	37	18	2	289	181	95	12	1
OTTER	Trapping	0	0	0	0	0	n/a	n/a	n/a	n/a	n/a
SHEEP	Drawing	22	1	19	2	0	40	2	37	1	0
SHEEP	General Season	173	4	104	62	3	274	24	222	23	5
WOLF	Hunting/Trapping	71	65	4	2	0	n/a	n/a	n/a	n/a	n/a
WOLVERINE	Hunting/Trapping	21	16	5	0	0	n/a	n/a	n/a	n/a	n/a
UNIT 12 TOTALS											
BEAVER	**TOTAL UNIT**	35	22	13	0	0	n/a	n/a	n/a	n/a	n/a
BLACK BEAR	**TOTAL UNIT**	27	21	5	1	0	n/a	n/a	n/a	n/a	n/a
BROWN BEAR	**TOTAL UNIT**	18	1	8	9	0	n/a	n/a	n/a	n/a	n/a
CARIBOU	**TOTAL UNIT**	238	105	121	11	1	352	162	185	5	0
LYNX	**TOTAL UNIT**	121	101	11	0	9	n/a	n/a	n/a	n/a	n/a
MARTEN	**TOTAL UNIT**	n/a	n/a	n/a	n/a	n/a	n/a	n/a	n/a	n/a	n/a
MOOSE	**TOTAL UNIT**	91	34	37	18	2	289	181	95	12	1
OTTER	**TOTAL UNIT**	0	0	0	0	0	n/a	n/a	n/a	n/a	n/a
SHEEP	**TOTAL UNIT**	195	5	123	64	3	314	26	259	24	5
WOLF	**TOTAL UNIT**	71	65	4	2	0	n/a	n/a	n/a	n/a	n/a
WOLVERINE	**TOTAL UNIT**	21	16	5	0	0	n/a	n/a	n/a	n/a	n/a

1993-94 HUNTER INFORMATION BY UNIT/SUBUNIT: UNIT 13

SPECIES	TYPE	HUNT	SUCCESSFUL HUNTERS TOTAL	UNIT RES	OTHER STATE RES	NON-RES	UNKN. RES	UNSUCCESSFUL HUNTERS TOTAL	UNIT RES	OTHER STATE RES	NON-RES	UNKN. RES	PERCENT SUCCESSFUL TOTAL	UNIT RES	OTHER STATE RES	NON-RES	UNKN. RES	EFFORT TOTAL HUNTER DAYS	EFFORT AVG. HUNTER EFFORT
Unit/Subunit 13A																			
BEAVER	Trapping		27	17	10	0	0	n/a	n/a	n/a	n/a	n/a	n/a	n/a	n/a	0.00	0.00	n/a	n/a
BLACK BEAR	General Season		7	3	4	0	0	n/a	n/a	n/a	n/a	n/a	n/a	n/a	n/a	0.00	0.00	n/a	n/a
BROWN BEAR	General Season		7	0	6	1	0	n/a	n/a	n/a	n/a	n/a	n/a	0.00	n/a	n/a	0.00	n/a	n/a
CARIBOU	Federal	RC513	5	5	0	0	0	15	15	0	0	0	25.00	25.00	0.00	0.00	0.00	170	8.50
CARIBOU	Tier II	TC566	1091	62	1029	0	0	745	79	666	0	0	59.42	43.97	60.71	0.00	0.00	11042	6.01
CARIBOU	**TOTAL SUBUNIT**		1096	67	1029	0	0	760	94	666	0	0							
LYNX	Hunting/Trapping		18	12	6	0	0	n/a	n/a	n/a	n/a	n/a	n/a	n/a	n/a	0.00	0.00	n/a	n/a
MARTEN	Trapping		n/a	n/a	n/a	n/a	n/a	n/a	n/a	n/a	n/a	n/a	n/a	n/a	n/a	n/a	n/a	n/a	n/a
MOOSE	General Season		497	16	440	26	15	1501	71	1354	28	48	24.87	18.39	24.53	48.15	23.81	13092	6.55
MOOSE	Drawing	DM306	10	1	6	3	0	6	0	6	0	0	62.50	100.00	50.00	100.00	0.00	71	4.44
MOOSE	Drawing	DM308	8	0	8	0	0	11	0	10	0	1	42.11	0.00	44.44	0.00	0.00	70	3.68
MOOSE	Drawing	DM310	18	2	14	0	2	3	0	3	0	0	85.71	100.00	82.35	0.00	100.00	75	3.57
MOOSE	Federal	RM313	5	4	1	0	0	13	13	0	0	0	27.78	23.53	100.00	0.00	0.00	130	7.22
MOOSE	**TOTAL SUBUNIT**		538	23	469	29	17	1534	84	1373	28	49							
OTTER	Trapping		10	5	5	0	0	n/a	n/a	n/a	n/a	n/a	n/a	n/a	n/a	0.00	0.00	n/a	n/a
SHEEP	General Season		53	1	43	9	0	241	3	232	3	3	18.03	25.00	15.64	75.00	0.00	1560	5.31
WOLF	Hunting/Trapping		36	20	14	0	2	n/a	n/a	n/a	n/a	n/a	n/a	n/a	n/a	0.00	n/a	n/a	n/a
WOLVERINE	Hunting/Trapping		5	0	5	0	0	n/a	n/a	n/a	n/a	n/a	n/a	0.00	n/a	0.00	0.00	n/a	n/a
Unit/Subunit 13B																			
BEAVER	Trapping		23	20	3	0	0	n/a	n/a	n/a	n/a	n/a	n/a	n/a	n/a	0.00	0.00	n/a	n/a
BLACK BEAR	General Season		5	1	3	1	0	n/a	n/a	n/a	n/a	n/a	n/a	n/a	n/a	n/a	0.00	n/a	n/a
BROWN BEAR	General Season		4	0	3	1	0	n/a	n/a	n/a	n/a	n/a	n/a	0.00	n/a	n/a	0.00	n/a	n/a
CARIBOU	Federal	RC513	275	250	25	0	0	464	455	9	0	0	37.21	35.46	73.53	0.00	0.00	4953	6.70
CARIBOU	Tier II	TC566	1393	173	1220	0	0	478	88	390	0	0	74.45	66.28	75.78	0.00	0.00	10706	5.72
CARIBOU	**TOTAL SUBUNIT**		1668	423	1245	0	0	942	543	399	0	0							
LYNX	Hunting/Trapping		5	3	2	0	0	n/a	n/a	n/a	n/a	n/a	n/a	n/a	n/a	0.00	0.00	n/a	n/a
MARTEN	Trapping		n/a	n/a	n/a	n/a	n/a	n/a	n/a	n/a	n/a	n/a	n/a	n/a	n/a	n/a	n/a	n/a	n/a
MOOSE	General Season		202	17	171	12	2	1049	179	837	16	17	16.15	8.67	16.96	42.86	10.53	9508	7.60
MOOSE	Federal	RM313	26	23	3	0	0	196	193	3	0	0	11.71	10.65	50.00	0.00	0.00	1689	7.61
MOOSE	**TOTAL SUBUNIT**		228	40	174	12	2	1245	372	840	16	17							
OTTER	Trapping		3	3	0	0	0	n/a	n/a	n/a	n/a	n/a	n/a	n/a	0.00	0.00	0.00	n/a	n/a
SHEEP	General Season		0	0	0	0	0	23	0	22	0	1	0.00	0.00	0.00	0.00	0.00	106	4.61
SHEEP	Drawing	DS203	1	0	1	0	0	3	0	2	0	1	25.00	0.00	33.33	0.00	0.00	14	3.50
SHEEP	Drawing	DS204	1	0	0	0	1	3	0	3	0	0	25.00	0.00	0.00	0.00	100.00	23	5.75
SHEEP	**TOTAL SUBUNIT**		2	0	1	0	1	29	0	27	0	2							
WOLF	Hunting/Trapping		40	26	12	0	2	n/a	n/a	n/a	n/a	n/a	n/a	n/a	n/a	0.00	n/a	n/a	n/a
WOLVERINE	Hunting/Trapping		7	4	3	0	0	n/a	n/a	n/a	n/a	n/a	n/a	n/a	n/a	0.00	0.00	n/a	n/a
Unit/Subunit 13C																			
BEAVER	Trapping		17	17	0	0	0	n/a	n/a	n/a	n/a	n/a	n/a	n/a	0.00	0.00	0.00	n/a	n/a
BLACK BEAR	General Season		1	0	1	0	0	n/a	n/a	n/a	n/a	n/a	n/a	0.00	n/a	0.00	0.00	n/a	n/a
BROWN BEAR	General Season		7	2	5	0	0	n/a	n/a	n/a	n/a	n/a	n/a	n/a	n/a	0.00	0.00	n/a	n/a
CARIBOU	Federal	RC513	0	0	0	0	0	3	3	0	0	0	0.00	0.00	0.00	0.00	0.00	47	15.67
CARIBOU	Tier II	TC566	53	15	38	0	0	48	19	29	0	0	52.48	44.12	56.72	0.00	0.00	770	7.62
CARIBOU	**TOTAL SUBUNIT**		53	15	38	0	0	51	22	29	0	0							
LYNX	Hunting/Trapping		35	28	7	0	0	n/a	n/a	n/a	n/a	n/a	n/a	n/a	n/a	0.00	0.00	n/a	n/a

1993-94 HUNTER INFORMATION BY UNIT/SUBUNIT: UNIT 13

SPECIES	TYPE	HUNT	SUCCESSFUL HUNTERS TOTAL	SUCCESSFUL HUNTERS UNIT RES	SUCCESSFUL HUNTERS OTHER STATE RES	SUCCESSFUL HUNTERS NON-RES	SUCCESSFUL HUNTERS UNKN. RES	UNSUCCESSFUL HUNTERS TOTAL	UNSUCCESSFUL HUNTERS UNIT RES	UNSUCCESSFUL HUNTERS OTHER STATE RES	UNSUCCESSFUL HUNTERS NON-RES	UNSUCCESSFUL HUNTERS UNKN. RES	PERCENT SUCCESSFUL TOTAL	PERCENT SUCCESSFUL UNIT RES	PERCENT SUCCESSFUL OTHER STATE RES	PERCENT SUCCESSFUL NON-RES	PERCENT SUCCESSFUL UNKN. RES	EFFORT TOTAL HUNTER DAYS	EFFORT AVG. HUNTER EFFORT
Unit/Subunit 13C																			
MARTEN	Trapping		n/a	n/a	n/a	n/a	n/a	n/a	n/a	n/a	n/a	n/a	n/a	n/a	n/a	n/a	n/a	n/a	n/a
MOOSE	General Season		146	22	116	7	1	219	56	158	4	1	40.00	28.21	42.34	63.64	50.00	2888	7.91
MOOSE	Federal	RM313	1	1	0	0	0	5	5	0	0	0	16.67	16.67	0.00	0.00	0.00	47	7.83
MOOSE	**TOTAL SUBUNIT**		147	23	116	7	1	224	61	158	4	1							
OTTER	Trapping		4	0	4	0	0	n/a	n/a	n/a	n/a	n/a	n/a	0.00	n/a	0.00	0.00	n/a	n/a
SHEEP	General Season		5	0	4	1	0	29	7	22	0	0	14.71	0.00	15.38	100.00	0.00	193	5.68
SHEEP	Drawing	DS102	2	0	2	0	0	4	0	4	0	0	33.33	0.00	33.33	0.00	0.00	23	3.83
SHEEP	**TOTAL SUBUNIT**		7	0	6	1	0	33	7	26	0	0							
WOLF	Hunting/Trapping		31	20	8	0	3	n/a	n/a	n/a	n/a	n/a	n/a	n/a	n/a	0.00	n/a	n/a	n/a
WOLVERINE	Hunting/Trapping		1	1	0	0	0	n/a	n/a	n/a	n/a	n/a	n/a	n/a	0.00	0.00	0.00	n/a	n/a
Unit/Subunit 13D																			
BEAVER	Trapping		66	32	34	0	0	n/a	n/a	n/a	n/a	n/a	n/a	n/a	n/a	0.00	0.00	n/a	n/a
BLACK BEAR	General Season		24	3	11	10	0	n/a	n/a	n/a	n/a	n/a	n/a	n/a	n/a	n/a	0.00	n/a	n/a
BROWN BEAR	General Season		17	2	8	7	0	n/a	n/a	n/a	n/a	n/a	n/a	n/a	n/a	n/a	0.00	n/a	n/a
CARIBOU	Federal	RC513	2	2	0	0	0	7	7	0	0	0	22.22	22.22	0.00	0.00	0.00	91	10.11
CARIBOU	Tier II	TC566	15	4	11	0	0	10	5	5	0	0	60.00	44.44	68.75	0.00	0.00	185	7.40
CARIBOU	**TOTAL SUBUNIT**		17	6	11	0	0	17	12	5	0	0							
LYNX	Hunting/Trapping		21	15	3	0	3	n/a	n/a	n/a	n/a	n/a	n/a	n/a	n/a	0.00	n/a	n/a	n/a
MARTEN	Trapping		n/a	n/a	n/a	n/a	n/a	n/a	n/a	n/a	n/a	n/a	n/a	n/a	n/a	n/a	n/a	n/a	n/a
MOOSE	General Season		87	24	48	11	4	355	88	254	6	7	19.68	21.43	15.89	64.71	36.36	2745	6.21
MOOSE	Federal	RM313	11	10	1	0	0	39	39	0	0	0	22.00	20.41	100.00	0.00	0.00	343	6.86
MOOSE	**TOTAL SUBUNIT**		98	34	49	11	4	394	127	254	6	7							
MT. GOAT	Drawing	DG718	3	0	2	1	0	2	0	1	0	1	60.00	0.00	66.67	100.00	0.00	13	2.60
MT. GOAT	Drawing	DG719	3	0	3	0	0	12	0	12	0	0	20.00	0.00	20.00	0.00	0.00	53	3.53
MT. GOAT	**TOTAL SUBUNIT**		6	0	5	1	0	14	0	13	0	1							
OTTER	Trapping		9	2	7	0	0	n/a	n/a	n/a	n/a	n/a	n/a	n/a	n/a	0.00	0.00	n/a	n/a
SHEEP	General Season		62	2	38	19	3	118	13	85	17	3	34.44	13.33	30.89	52.78	50.00	1055	5.86
WOLF	Hunting/Trapping		28	24	4	0	0	n/a	n/a	n/a	n/a	n/a	n/a	n/a	n/a	0.00	0.00	n/a	n/a
WOLVERINE	Hunting/Trapping		14	10	4	0	0	n/a	n/a	n/a	n/a	n/a	n/a	n/a	n/a	0.00	0.00	n/a	n/a
Unit/Subunit 13E																			
BEAVER	Trapping		92	1	91	0	0	n/a	n/a	n/a	n/a	n/a	n/a	n/a	n/a	0.00	0.00	n/a	n/a
BLACK BEAR	General Season		25	0	19	6	0	n/a	n/a	n/a	n/a	n/a	n/a	0.00	n/a	n/a	0.00	n/a	n/a
BROWN BEAR	General Season		31	1	13	17	0	n/a	n/a	n/a	n/a	n/a	n/a	n/a	n/a	n/a	0.00	n/a	n/a
CARIBOU	Federal	RC513	39	35	4	0	0	26	26	0	0	0	60.00	57.38	100.00	0.00	0.00	256	3.94
CARIBOU	Tier II	TC566	1566	50	1516	0	0	425	18	407	0	0	78.65	73.53	78.84	0.00	0.00	8761	4.40
CARIBOU	**TOTAL SUBUNIT**		1605	85	1520	0	0	451	44	407	0	0							
LYNX	Hunting/Trapping		1	0	1	0	0	n/a	n/a	n/a	n/a	n/a	n/a	0.00	n/a	0.00	0.00	n/a	n/a
MARTEN	Trapping		12	0	4	0	8	n/a	n/a	n/a	n/a	n/a	n/a	0.00	n/a	0.00	n/a	n/a	n/a
MOOSE	General Season		234	15	191	22	6	739	29	668	28	14	24.05	34.09	22.24	44.00	30.00	6980	7.17
MOOSE	Federal	RM313	5	5	0	0	0	15	15	0	0	0	25.00	25.00	0.00	0.00	0.00	125	6.25
MOOSE	**TOTAL SUBUNIT**		239	20	191	22	6	754	44	668	28	14							
OTTER	Trapping		16	1	15	0	0	n/a	n/a	n/a	n/a	n/a	n/a	n/a	n/a	0.00	0.00	n/a	n/a
SHEEP	General Season		17	0	8	7	2	90	9	75	5	1	15.89	0.00	9.64	58.33	66.67	676	6.32
WOLF	Hunting/Trapping		43	2	37	0	4	n/a	n/a	n/a	n/a	n/a	n/a	n/a	n/a	0.00	n/a	n/a	n/a
WOLVERINE	Hunting/Trapping		7	4	3	0	0	n/a	n/a	n/a	n/a	n/a	n/a	n/a	n/a	0.00	0.00	n/a	n/a

1993-94 HUNTER INFORMATION BY UNIT/SUBUNIT: UNIT 13

SPECIES	TYPE	HUNT	SUCCESSFUL HUNTERS TOTAL	UNIT RES	OTHER STATE RES	NON-RES	UNKN. RES	UNSUCCESSFUL HUNTERS TOTAL	UNIT RES	OTHER STATE RES	NON-RES	UNKN. RES	PERCENT SUCCESSFUL TOTAL	UNIT RES	OTHER STATE RES	NON-RES	UNKN. RES	EFFORT TOTAL HUNTER DAYS	EFFORT AVG. HUNTER EFFORT
Unit/Subunit 13Z																			
CARIBOU	Federal	RC513	10	5	5	0	0	100	100	0	0	0	9.09	4.76	100.00	0.00	0.00	1151	10.46
CARIBOU	Tier II	TC566	621	35	586	0	0	631	89	542	0	0	49.60	28.23	51.95	0.00	0.00	7872	6.29
CARIBOU	**TOTAL SUBUNIT**		631	40	591	0	0	731	189	542	0	0							
MOOSE	General Season		26	5	20	0	1	313	51	249	2	11	7.67	8.93	7.43	0.00	8.33	2866	8.45
MOOSE	Federal	RM313	4	3	1	0	0	60	58	2	0	0	6.25	4.92	33.33	0.00	0.00	563	8.80
MOOSE	**TOTAL SUBUNIT**		30	8	21	0	1	373	109	251	2	11							
SHEEP	General Season		1	0	0	1	0	16	4	10	1	1	5.88	0.00	0.00	50.00	0.00	101	5.94

1993-94 HUNTER INFORMATION BY UNIT/SUBUNIT: UNIT 13

SPECIES	TYPE	HUNT TOTAL	SUCCESSFUL HUNTERS				UNSUCCESSFUL HUNTERS				
			UNIT RES	OTHER STATE RES	NON-RES	UNKN. RES	TOTAL	UNIT RES	OTHER STATE RES	NON-RES	UNKN. RES
UNIT 13 TOTALS FOR SPECIES AND HUNT TYPE											
BEAVER	Trapping	225	87	138	0	0	n/a	n/a	n/a	n/a	n/a
BLACK BEAR	General Season	62	7	38	17	0	n/a	n/a	n/a	n/a	n/a
BROWN BEAR	General Season	66	5	35	26	0	n/a	n/a	n/a	n/a	n/a
CARIBOU	Federal	331	297	34	0	0	615	606	9	0	0
CARIBOU	Tier II	4739	339	4400	0	0	2337	298	2039	0	0
LYNX	Hunting/Trapping	80	58	19	0	3	n/a	n/a	n/a	n/a	n/a
MARTEN	Trapping	12	0	4	0	8	n/a	n/a	n/a	n/a	n/a
MOOSE	Drawing	36	3	28	3	2	20	0	19	0	1
MOOSE	Federal	52	46	6	0	0	328	323	5	0	0
MOOSE	General Season	1192	99	986	78	29	4176	474	3520	84	98
MT. GOAT	Drawing	6	0	5	1	0	14	0	13	0	1
OTTER	Trapping	42	11	31	0	0	n/a	n/a	n/a	n/a	n/a
SHEEP	Drawing	4	0	3	0	1	10	0	9	0	1
SHEEP	General Season	138	3	93	37	5	517	36	446	26	9
WOLF	Hunting/Trapping	178	92	75	0	11	n/a	n/a	n/a	n/a	n/a
WOLVERINE	Hunting/Trapping	34	19	15	0	0	n/a	n/a	n/a	n/a	n/a
UNIT 13 TOTALS											
BEAVER	**TOTAL UNIT**	225	87	138	0	0	n/a	n/a	n/a	n/a	n/a
BLACK BEAR	**TOTAL UNIT**	62	7	38	17	0	n/a	n/a	n/a	n/a	n/a
BROWN BEAR	**TOTAL UNIT**	66	5	35	26	0	n/a	n/a	n/a	n/a	n/a
CARIBOU	**TOTAL UNIT**	5070	636	4434	0	0	2952	904	2048	0	0
LYNX	**TOTAL UNIT**	80	58	19	0	3	n/a	n/a	n/a	n/a	n/a
MARTEN	**TOTAL UNIT**	12	0	4	0	8	n/a	n/a	n/a	n/a	n/a
MOOSE	**TOTAL UNIT**	1280	148	1020	81	31	4524	797	3544	84	99
MT. GOAT	**TOTAL UNIT**	6	0	5	1	0	14	0	13	0	1
OTTER	**TOTAL UNIT**	42	11	31	0	0	n/a	n/a	n/a	n/a	n/a
SHEEP	**TOTAL UNIT**	142	3	96	37	6	527	36	455	26	10
WOLF	**TOTAL UNIT**	178	92	75	0	11	n/a	n/a	n/a	n/a	n/a
WOLVERINE	**TOTAL UNIT**	34	19	15	0	0	n/a	n/a	n/a	n/a	n/a

1993-94 HUNTER INFORMATION BY UNIT/SUBUNIT: UNIT 14

SPECIES	TYPE	HUNT	SUCCESSFUL HUNTERS TOTAL	UNIT RES	OTHER STATE RES	NON-RES	UNKN. RES	UNSUCCESSFUL HUNTERS TOTAL	UNIT RES	OTHER STATE RES	NON-RES	UNKN. RES	PERCENT SUCCESSFUL TOTAL	UNIT RES	OTHER STATE RES	NON-RES	UNKN. RES	EFFORT TOTAL HUNTER DAYS	EFFORT AVG. HUNTER EFFORT
Unit/Subunit 14A																			
BEAVER	Trapping		119	89	1	0	29	n/a	n/a	n/a	n/a	n/a	n/a	n/a	n/a	0.00	n/a	n/a	n/a
BLACK BEAR	General Season		24	23	0	0	1	n/a	n/a	n/a	n/a	n/a	n/a	n/a	0.00	0.00	n/a	n/a	n/a
BROWN BEAR	General Season		2	2	0	0	0	n/a	n/a	n/a	n/a	n/a	n/a	n/a	0.00	0.00	0.00	n/a	n/a
COYOTE	Hunting/Trapping		n/a	n/a	n/a	n/a	n/a	n/a	n/a	n/a	n/a	n/a	n/a	n/a	n/a	n/a	n/a	n/a	n/a
FOX	Hunting/Trapping		n/a	n/a	n/a	n/a	n/a	n/a	n/a	n/a	n/a	n/a	n/a	n/a	n/a	n/a	n/a	n/a	n/a
LYNX	Hunting/Trapping		7	2	0	0	5	n/a	n/a	n/a	n/a	n/a	n/a	n/a	0.00	0.00	n/a	n/a	n/a
MARTEN	Trapping		5	5	0	0	0	n/a	n/a	n/a	n/a	n/a	n/a	n/a	0.00	0.00	0.00	n/a	n/a
MINK	Trapping		n/a	n/a	n/a	n/a	n/a	n/a	n/a	n/a	n/a	n/a	n/a	n/a	n/a	n/a	n/a	n/a	n/a
MOOSE	General Season		226	215	4	1	6	2429	2291	59	11	68	8.51	8.58	6.35	8.33	8.11	18539	6.98
MOOSE	Drawing	DM418	33	31	1	0	1	28	28	0	0	0	54.10	52.54	100.00	0.00	100.00	242	3.97
MOOSE	Drawing	DM419	85	78	6	0	1	95	85	6	0	4	47.22	47.85	50.00	0.00	20.00	1208	6.71
MOOSE	Drawing	DM420	94	91	2	1	0	78	69	7	0	2	54.65	56.88	22.22	100.00	0.00	1134	6.59
MOOSE	**TOTAL SUBUNIT**		438	415	13	2	8	2630	2473	72	11	74							
MT. GOAT	Registration	RG866	4	0	0	4	0	16	13	1	2	0	20.00	0.00	0.00	66.67	0.00	72	3.60
OTTER	Trapping		24	21	1	0	2	n/a	n/a	n/a	n/a	n/a	n/a	n/a	n/a	0.00	n/a	n/a	n/a
SHEEP	General Season		29	25	0	4	0	124	115	5	1	3	18.95	17.86	0.00	80.00	0.00	761	4.97
WOLF	Hunting/Trapping		1	0	0	0	1	n/a	n/a	n/a	n/a	n/a	n/a	0.00	0.00	0.00	n/a	n/a	n/a
WOLVERINE	Hunting/Trapping		7	5	0	0	2	n/a	n/a	n/a	n/a	n/a	n/a	n/a	0.00	0.00	n/a	n/a	n/a
Unit/Subunit 14B																			
BEAVER	Trapping		82	78	0	0	4	n/a	n/a	n/a	n/a	n/a	n/a	n/a	0.00	0.00	n/a	n/a	n/a
BLACK BEAR	General Season		10	10	0	0	0	n/a	n/a	n/a	n/a	n/a	n/a	n/a	0.00	0.00	0.00	n/a	n/a
BROWN BEAR	General Season		3	3	0	0	0	n/a	n/a	n/a	n/a	n/a	n/a	n/a	0.00	0.00	0.00	n/a	n/a
CARIBOU	Drawing	DC590	6	6	0	0	0	15	14	1	0	0	28.57	30.00	0.00	0.00	0.00	94	4.48
COYOTE	Hunting/Trapping		n/a	n/a	n/a	n/a	n/a	n/a	n/a	n/a	n/a	n/a	n/a	n/a	n/a	n/a	n/a	n/a	n/a
FOX	Hunting/Trapping		n/a	n/a	n/a	n/a	n/a	n/a	n/a	n/a	n/a	n/a	n/a	n/a	n/a	n/a	n/a	n/a	n/a
LYNX	Hunting/Trapping		1	1	0	0	0	n/a	n/a	n/a	n/a	n/a	n/a	n/a	0.00	0.00	0.00	n/a	n/a
MARTEN	Trapping		0	0	0	0	0	n/a	n/a	n/a	n/a	n/a	0.00	0.00	0.00	0.00	0.00	n/a	n/a
MINK	Trapping		n/a	n/a	n/a	n/a	n/a	n/a	n/a	n/a	n/a	n/a	n/a	n/a	n/a	n/a	n/a	n/a	n/a
MOOSE	General Season		31	27	1	2	1	295	279	4	2	10	9.51	8.82	20.00	50.00	9.09	2044	6.27
OTTER	Trapping		9	5	0	0	4	n/a	n/a	n/a	n/a	n/a	n/a	n/a	0.00	0.00	n/a	n/a	n/a
SHEEP	General Season		13	2	1	10	0	15	11	3	1	0	46.43	15.38	25.00	90.91	0.00	181	6.46
WOLF	Hunting/Trapping		6	6	0	0	0	n/a	n/a	n/a	n/a	n/a	n/a	n/a	0.00	0.00	0.00	n/a	n/a
WOLVERINE	Hunting/Trapping		5	5	0	0	0	n/a	n/a	n/a	n/a	n/a	n/a	n/a	0.00	0.00	0.00	n/a	n/a
Unit/Subunit 14C																			
BEAVER	Trapping		7	7	0	0	0	n/a	n/a	n/a	n/a	n/a	n/a	n/a	0.00	0.00	0.00	n/a	n/a
BLACK BEAR	General Season		12	11	1	0	0	n/a	n/a	n/a	n/a	n/a	n/a	n/a	n/a	0.00	0.00	n/a	n/a
BROWN BEAR	General Season		0	0	0	0	0	n/a	n/a	n/a	n/a	n/a	0.00	0.00	0.00	0.00	0.00	n/a	n/a
LYNX	Hunting/Trapping		2	2	0	0	0	n/a	n/a	n/a	n/a	n/a	n/a	n/a	0.00	0.00	0.00	n/a	n/a
MARTEN	Trapping		3	3	0	0	0	n/a	n/a	n/a	n/a	n/a	n/a	n/a	0.00	0.00	0.00	n/a	n/a
MOOSE	General Season		53	51	0	0	2	216	202	5	2	7	19.70	20.16	0.00	0.00	22.22	1160	4.31
MOOSE	Drawing	DM210	9	8	1	0	0	4	4	0	0	0	69.23	66.67	100.00	0.00	0.00	41	3.15
MOOSE	Drawing	DM211	4	3	0	0	1	9	8	0	0	1	30.77	27.27	0.00	0.00	50.00	41	3.15
MOOSE	Drawing	DM422	9	9	0	0	0	8	5	3	0	0	52.94	64.29	0.00	0.00	0.00	126	7.41
MOOSE	Drawing	DM423	4	3	0	0	1	3	3	0	0	0	57.14	50.00	0.00	0.00	100.00	48	6.86
MOOSE	Drawing	DM424	7	7	0	0	0	20	16	3	0	1	25.93	30.43	0.00	0.00	0.00	300	11.11

1993-94 HUNTER INFORMATION BY UNIT/SUBUNIT: UNIT 14

SPECIES	TYPE	HUNT	SUCCESSFUL HUNTERS TOTAL	UNIT RES	OTHER STATE RES	NON-RES	UNKN. RES	UNSUCCESSFUL HUNTERS TOTAL	UNIT RES	OTHER STATE RES	NON-RES	UNKN. RES	PERCENT SUCCESSFUL TOTAL	UNIT RES	OTHER STATE RES	NON-RES	UNKN. RES	EFFORT TOTAL HUNTER DAYS	EFFORT AVG. HUNTER EFFORT
Unit/Subunit 14C																			
MOOSE	Drawing	DM425	2	2	0	0	0	3	2	1	0	0	40.00	50.00	0.00	0.00	0.00	27	5.40
MOOSE	Drawing	DM427	27	23	4	0	0	9	8	1	0	0	75.00	74.19	80.00	0.00	0.00	195	5.42
MOOSE	Drawing	DM428	10	10	0	0	0	0	0	0	0	0	100.00	100.00	0.00	0.00	0.00	34	3.40
MOOSE	Drawing	DM429	3	3	0	0	0	2	1	1	0	0	60.00	75.00	0.00	0.00	0.00	29	5.80
MOOSE	Drawing	DM441	3	3	0	0	0	7	7	0	0	0	30.00	30.00	0.00	0.00	0.00	32	3.20
MOOSE	Drawing	DM443	3	3	0	0	0	7	7	0	0	0	30.00	30.00	0.00	0.00	0.00	47	4.70
MOOSE	Registration	RM445	3	3	0	0	0	160	156	3	0	1	1.84	1.89	0.00	0.00	0.00	592	3.63
MOOSE	Drawing	DM448	2	2	0	0	0	7	7	0	0	0	22.22	22.22	0.00	0.00	0.00	68	7.56
MOOSE	Drawing	DM449	1	1	0	0	0	4	4	0	0	0	20.00	20.00	0.00	0.00	0.00	45	9.00
MOOSE	**TOTAL SUBUNIT**		140	131	5	0	4	459	430	17	2	10							
MT. GOAT	Registration	RG868	10	10	0	0	0	47	46	0	0	1	17.54	17.86	0.00	0.00	0.00	159	2.79
MT. GOAT	Registration	RG869	13	9	2	2	0	41	37	2	0	2	24.07	19.57	50.00	100.00	0.00	199	3.69
MT. GOAT	Registration	RG878	0	0	0	0	0	6	5	1	0	0	0.00	0.00	0.00	0.00	0.00	10	1.67
MT. GOAT	Registration	RG879	2	1	1	0	0	3	2	1	0	0	40.00	33.33	50.00	0.00	0.00	12	2.40
MT. GOAT	**TOTAL SUBUNIT**		25	20	3	2	0	97	90	4	0	3							
OTTER	Trapping		2	2	0	0	0	n/a	n/a	n/a	n/a	n/a	n/a	n/a	0.00	0.00	0.00	n/a	n/a
SHEEP	Drawing	DS124	4	4	0	0	0	0	0	0	0	0	100.00	100.00	0.00	0.00	0.00	24	6.00
SHEEP	Drawing	DS125	4	3	1	0	0	4	4	0	0	0	50.00	42.86	100.00	0.00	0.00	34	4.25
SHEEP	Drawing	DS126	3	2	0	1	0	6	4	2	0	0	33.33	33.33	0.00	100.00	0.00	51	5.67
SHEEP	Drawing	DS127	1	1	0	0	0	2	2	0	0	0	33.33	33.33	0.00	0.00	0.00	10	3.33
SHEEP	Drawing	DS128	2	1	0	0	1	1	1	0	0	0	66.67	50.00	0.00	0.00	100.00	15	5.00
SHEEP	Drawing	DS129	2	2	0	0	0	3	2	1	0	0	40.00	50.00	0.00	0.00	0.00	21	4.20
SHEEP	Drawing	DS130	8	8	0	0	0	8	7	0	0	1	50.00	53.33	0.00	0.00	0.00	71	4.44
SHEEP	Drawing	DS131	4	4	0	0	0	13	12	1	0	0	23.53	25.00	0.00	0.00	0.00	68	4.00
SHEEP	Drawing	DS132	4	4	0	0	0	13	13	0	0	0	23.53	23.53	0.00	0.00	0.00	73	4.29
SHEEP	Drawing	DS133	6	4	0	2	0	3	3	0	0	0	66.67	57.14	0.00	100.00	0.00	32	3.56
SHEEP	Drawing	DS134	0	0	0	0	0	6	6	0	0	0	0.00	0.00	0.00	0.00	0.00	20	3.33
SHEEP	Drawing	DS135	0	0	0	0	0	8	6	0	2	0	0.00	0.00	0.00	0.00	0.00	33	4.13
SHEEP	Drawing	DS136	8	7	1	0	0	10	8	2	0	0	44.44	46.67	33.33	0.00	0.00	72	4.00
SHEEP	Drawing	DS137	5	5	0	0	0	12	10	1	0	1	29.41	33.33	0.00	0.00	0.00	77	4.53
SHEEP	Drawing	DS138	6	6	0	0	0	10	9	1	0	0	37.50	40.00	0.00	0.00	0.00	68	4.25
SHEEP	Drawing	DS139	5	2	1	1	1	14	13	1	0	0	26.32	13.33	50.00	100.00	100.00	85	4.47
SHEEP	Drawing	DS140	6	6	0	0	0	40	36	4	0	0	13.04	14.29	0.00	0.00	0.00	171	3.72
SHEEP	Drawing	DS141	5	4	0	0	1	15	13	2	0	0	25.00	23.53	0.00	0.00	100.00	95	4.75
SHEEP	**TOTAL SUBUNIT**		73	63	3	4	3	168	149	15	2	2							
WOLF	Hunting/Trapping		0	0	0	0	0	n/a	n/a	n/a	n/a	n/a	0.00	0.00	0.00	0.00	0.00	n/a	n/a
WOLVERINE	Hunting/Trapping		1	1	0	0	0	n/a	n/a	n/a	n/a	n/a	n/a	n/a	0.00	0.00	0.00	n/a	n/a
Unit/Subunit 14Z																			
MOOSE	General Season		1	1	0	0	0	61	54	3	1	3	1.61	1.82	0.00	0.00	0.00	551	8.89
SHEEP	General Season		1	0	0	1	0	2	1	1	0	0	33.33	0.00	0.00	100.00	0.00	9	3.00

1993-94 HUNTER INFORMATION BY UNIT/SUBUNIT: UNIT 14

SPECIES	TYPE	HUNT TOTAL	SUCCESSFUL HUNTERS					UNSUCCESSFUL HUNTERS				
			UNIT RES	OTHER STATE RES	NON-RES	UNKN. RES	TOTAL	UNIT RES	OTHER STATE RES	NON-RES	UNKN. RES
UNIT 14 TOTALS FOR SPECIES AND HUNT TYPE											
BEAVER	Trapping	208	174	1	0	33	n/a	n/a	n/a	n/a	n/a
BLACK BEAR	General Season	46	44	1	0	1	n/a	n/a	n/a	n/a	n/a
BROWN BEAR	General Season	5	5	0	0	0	n/a	n/a	n/a	n/a	n/a
CARIBOU	Drawing	6	6	0	0	0	15	14	1	0	0
COYOTE	Hunting/Trapping	n/a	n/a	n/a	n/a	n/a	n/a	n/a	n/a	n/a	n/a
FOX	Hunting/Trapping	n/a	n/a	n/a	n/a	n/a	n/a	n/a	n/a	n/a	n/a
LYNX	Hunting/Trapping	10	5	0	0	5	n/a	n/a	n/a	n/a	n/a
MARTEN	Trapping	8	8	0	0	0	n/a	n/a	n/a	n/a	n/a
MINK	Trapping	n/a	n/a	n/a	n/a	n/a	n/a	n/a	n/a	n/a	n/a
MOOSE	Drawing	296	277	14	1	4	284	254	22	0	8
MOOSE	General Season	311	294	5	3	9	3001	2826	71	16	88
MOOSE	Registration	3	3	0	0	0	160	156	3	0	1
MT. GOAT	Registration	29	20	3	6	0	113	103	5	2	3
OTTER	Trapping	35	28	1	0	6	n/a	n/a	n/a	n/a	n/a
SHEEP	Drawing	73	63	3	4	3	168	149	15	2	2
SHEEP	General Season	43	27	1	15	0	141	127	9	2	3
WOLF	Hunting/Trapping	7	6	0	0	1	n/a	n/a	n/a	n/a	n/a
WOLVERINE	Hunting/Trapping	13	11	0	0	2	n/a	n/a	n/a	n/a	n/a
UNIT 14 TOTALS											
BEAVER	**TOTAL UNIT**	208	174	1	0	33	n/a	n/a	n/a	n/a	n/a
BLACK BEAR	**TOTAL UNIT**	46	44	1	0	1	n/a	n/a	n/a	n/a	n/a
BROWN BEAR	**TOTAL UNIT**	5	5	0	0	0	n/a	n/a	n/a	n/a	n/a
CARIBOU	**TOTAL UNIT**	6	6	0	0	0	15	14	1	0	0
COYOTE	**TOTAL UNIT**	n/a	n/a	n/a	n/a	n/a	n/a	n/a	n/a	n/a	n/a
FOX	**TOTAL UNIT**	n/a	n/a	n/a	n/a	n/a	n/a	n/a	n/a	n/a	n/a
LYNX	**TOTAL UNIT**	10	5	0	0	5	n/a	n/a	n/a	n/a	n/a
MARTEN	**TOTAL UNIT**	8	8	0	0	0	n/a	n/a	n/a	n/a	n/a
MINK	**TOTAL UNIT**	n/a	n/a	n/a	n/a	n/a	n/a	n/a	n/a	n/a	n/a
MOOSE	**TOTAL UNIT**	610	574	19	4	13	3445	3236	96	16	97
MT. GOAT	**TOTAL UNIT**	29	20	3	6	0	113	103	5	2	3
OTTER	**TOTAL UNIT**	35	28	1	0	6	n/a	n/a	n/a	n/a	n/a
SHEEP	**TOTAL UNIT**	116	90	4	19	3	309	276	24	4	5
WOLF	**TOTAL UNIT**	7	6	0	0	1	n/a	n/a	n/a	n/a	n/a
WOLVERINE	**TOTAL UNIT**	13	11	0	0	2	n/a	n/a	n/a	n/a	n/a

1993-94 HUNTER INFORMATION BY UNIT/SUBUNIT: UNIT 15

SPECIES	TYPE	HUNT	SUCCESSFUL HUNTERS TOTAL	UNIT RES	OTHER STATE RES	NON-RES	UNKN. RES	UNSUCCESSFUL HUNTERS TOTAL	UNIT RES	OTHER STATE RES	NON-RES	UNKN. RES	PERCENT SUCCESSFUL TOTAL	UNIT RES	OTHER STATE RES	NON-RES	UNKN. RES	EFFORT TOTAL HUNTER DAYS	EFFORT AVG. HUNTER EFFORT
Unit/Subunit 15A																			
BEAVER	Trapping		41	30	0	0	11	n/a	n/a	n/a	n/a	n/a	n/a	n/a	0.00	0.00	n/a	n/a	n/a
BLACK BEAR	General Season		31	19	8	3	1	n/a	n/a	n/a	n/a	n/a	n/a	n/a	n/a	n/a	n/a	n/a	n/a
BROWN BEAR	General Season		3	2	0	1	0	n/a	n/a	n/a	n/a	n/a	n/a	n/a	0.00	n/a	0.00	n/a	n/a
LYNX	Hunting/Trapping		1	0	0	0	1	n/a	n/a	n/a	n/a	n/a	n/a	0.00	0.00	0.00	n/a	n/a	n/a
MARTEN	Trapping		0	0	0	0	0	n/a	n/a	n/a	n/a	n/a	0.00	0.00	0.00	0.00	0.00	n/a	n/a
MOOSE	General Season		232	193	27	8	4	1195	968	193	13	21	16.26	16.62	12.27	38.10	16.00	10220	7.16
MOOSE	Drawing	DM524	10	2	7	0	1	16	10	6	0	0	38.46	16.67	53.85	0.00	100.00	123	4.73
MOOSE	**TOTAL SUBUNIT**		242	195	34	8	5	1211	978	199	13	21							
OTTER	Trapping		8	7	0	0	1	n/a	n/a	n/a	n/a	n/a	n/a	n/a	0.00	0.00	n/a	n/a	n/a
SHEEP	General Season		3	1	1	0	1	46	30	16	0	0	6.12	3.23	5.88	0.00	100.00	133	2.71
SHEEP	Drawing	DS152	8	6	2	0	0	7	5	2	0	0	53.33	54.55	50.00	0.00	0.00	54	3.60
SHEEP	**TOTAL SUBUNIT**		11	7	3	0	1	53	35	18	0	0							
WOLF	Hunting/Trapping		6	6	0	0	0	n/a	n/a	n/a	n/a	n/a	n/a	n/a	0.00	0.00	0.00	n/a	n/a
Unit/Subunit 15B																			
BEAVER	Trapping		5	5	0	0	0	n/a	n/a	n/a	n/a	n/a	n/a	n/a	0.00	0.00	0.00	n/a	n/a
BLACK BEAR	General Season		15	9	5	1	0	n/a	n/a	n/a	n/a	n/a	n/a	n/a	n/a	n/a	0.00	n/a	n/a
BROWN BEAR	General Season		6	5	0	1	0	n/a	n/a	n/a	n/a	n/a	n/a	n/a	0.00	n/a	0.00	n/a	n/a
LYNX	Hunting/Trapping		2	0	0	0	2	n/a	n/a	n/a	n/a	n/a	n/a	0.00	0.00	0.00	n/a	n/a	n/a
MOOSE	General Season		46	39	6	1	0	304	269	32	1	2	13.14	12.66	15.79	50.00	0.00	2826	8.07
MOOSE	Drawing	DM530	0	0	0	0	0	9	5	4	0	0	0.00	0.00	0.00	0.00	0.00	58	6.44
MOOSE	Drawing	DM531	1	0	0	0	1	8	0	8	0	0	11.11	0.00	0.00	0.00	100.00	42	4.67
MOOSE	Drawing	DM532	0	0	0	0	0	3	2	1	0	0	0.00	0.00	0.00	0.00	0.00	18	6.00
MOOSE	Drawing	DM533	4	4	0	0	0	0	0	0	0	0	100.00	100.00	0.00	0.00	0.00	22	5.50
MOOSE	Drawing	DM534	3	2	0	1	0	5	5	0	0	0	37.50	28.57	0.00	100.00	0.00	69	8.63
MOOSE	Drawing	DM535	6	5	0	1	0	2	1	1	0	0	75.00	83.33	0.00	100.00	0.00	44	5.50
MOOSE	Drawing	DM536	1	1	0	0	0	4	3	1	0	0	20.00	25.00	0.00	0.00	0.00	23	4.60
MOOSE	Drawing	DM537	5	3	1	1	0	2	1	0	1	0	71.43	75.00	100.00	50.00	0.00	38	5.43
MOOSE	Drawing	DM538	2	1	1	0	0	6	1	1	4	0	25.00	50.00	50.00	0.00	0.00	64	8.00
MOOSE	Drawing	DM539	2	1	1	0	0	6	3	3	0	0	25.00	25.00	25.00	0.00	0.00	41	5.13
MOOSE	**TOTAL SUBUNIT**		70	56	9	4	1	349	290	51	6	2							
MT. GOAT	Drawing	DG354	2	1	1	0	0	4	2	2	0	0	33.33	33.33	33.33	0.00	0.00	38	6.33
MT. GOAT	Registration	RG354	3	2	1	0	0	13	6	7	0	0	18.75	25.00	12.50	0.00	0.00	42	2.63
MT. GOAT	**TOTAL HUNT**	G354	5	3	2	0	0	17	8	9	0	0							
MT. GOAT	Drawing	DG355	0	0	0	0	0	2	0	2	0	0	0.00	0.00	0.00	0.00	0.00	8	4.00
MT. GOAT	Drawing	DG356	3	2	1	0	0	3	3	0	0	0	50.00	40.00	100.00	0.00	0.00	37	6.17
MT. GOAT	**TOTAL SUBUNIT**		8	5	3	0	0	22	11	11	0	0							
OTTER	Trapping		3	3	0	0	0	n/a	n/a	n/a	n/a	n/a	n/a	n/a	0.00	0.00	0.00	n/a	n/a
SHEEP	General Season		18	16	0	2	0	67	52	14	1	0	21.18	23.53	0.00	66.67	0.00	415	4.88
WOLF	Hunting/Trapping		9	7	0	0	2	n/a	n/a	n/a	n/a	n/a	n/a	n/a	0.00	0.00	n/a	n/a	n/a
WOLVERINE	Hunting/Trapping		0	0	0	0	0	n/a	n/a	n/a	n/a	n/a	0.00	0.00	0.00	0.00	0.00	n/a	n/a
Unit/Subunit 15C																			
BEAVER	Trapping		47	45	0	0	2	n/a	n/a	n/a	n/a	n/a	n/a	n/a	0.00	0.00	n/a	n/a	n/a
BLACK BEAR	General Season		61	34	18	7	2	n/a	n/a	n/a	n/a	n/a	n/a	n/a	n/a	n/a	n/a	n/a	n/a
BROWN BEAR	General Season		4	1	1	2	0	n/a	n/a	n/a	n/a	n/a	n/a	n/a	n/a	n/a	0.00	n/a	n/a
LYNX	Hunting/Trapping		0	0	0	0	0	n/a	n/a	n/a	n/a	n/a	0.00	0.00	0.00	0.00	0.00	n/a	n/a

1993-94 HUNTER INFORMATION BY UNIT/SUBUNIT: UNIT 15

SPECIES	TYPE	HUNT	SUCCESSFUL HUNTERS TOTAL	UNIT RES	OTHER STATE RES	NON-RES	UNKN. RES	UNSUCCESSFUL HUNTERS TOTAL	UNIT RES	OTHER STATE RES	NON-RES	UNKN. RES	PERCENT SUCCESSFUL TOTAL	UNIT RES	OTHER STATE RES	NON-RES	UNKN. RES	EFFORT TOTAL HUNTER DAYS	EFFORT AVG. HUNTER EFFORT
Unit/Subunit 15C																			
MARTEN	Trapping		0	0	0	0	0	n/a	n/a	n/a	n/a	n/a	0.00	0.00	0.00	0.00	0.00	n/a	n/a
MOOSE	General Season		270	233	28	6	3	1044	864	157	8	15	20.55	21.24	15.14	42.86	16.67	10416	7.93
MOOSE	Tier II	TM549	1	1	0	0	0	4	4	0	0	0	20.00	20.00	0.00	0.00	0.00	60	12.00
MOOSE	**TOTAL SUBUNIT**		271	234	28	6	3	1048	868	157	8	15							
MT. GOAT	Drawing	DG357	1	0	0	1	0	4	2	2	0	0	20.00	0.00	0.00	100.00	0.00	13	2.60
MT. GOAT	Drawing	DG358	2	0	2	0	0	6	4	2	0	0	25.00	0.00	50.00	0.00	0.00	41	5.13
MT. GOAT	Registration	RG358	6	6	0	0	0	0	0	0	0	0	100.00	100.00	0.00	0.00	0.00	8	1.33
MT. GOAT	**TOTAL HUNT**	G358	8	6	2	0	0	6	4	2	0	0							
MT. GOAT	Drawing	DG359	6	4	2	0	0	8	4	4	0	0	42.86	50.00	33.33	0.00	0.00	44	3.14
MT. GOAT	Registration	RG359	6	2	3	1	0	8	5	3	0	0	42.86	28.57	50.00	100.00	0.00	37	2.64
MT. GOAT	**TOTAL HUNT**	G359	12	6	5	1	0	16	9	7	0	0							
MT. GOAT	Drawing	DG360	7	2	4	0	1	7	4	3	0	0	50.00	33.33	57.14	0.00	100.00	42	3.00
MT. GOAT	Registration	RG360	7	6	1	0	0	10	10	0	0	0	41.18	37.50	100.00	0.00	0.00	32	1.88
MT. GOAT	**TOTAL HUNT**	G360	14	8	5	0	1	17	14	3	0	0							
MT. GOAT	Drawing	DG361	3	0	3	0	0	7	4	3	0	0	30.00	0.00	50.00	0.00	0.00	29	2.90
MT. GOAT	Registration	RG361	2	1	1	0	0	8	6	2	0	0	20.00	14.29	33.33	0.00	0.00	26	2.60
MT. GOAT	**TOTAL HUNT**	G361	5	1	4	0	0	15	10	5	0	0							
MT. GOAT	Drawing	DG362	3	3	0	0	0	4	1	3	0	0	42.86	75.00	0.00	0.00	0.00	30	4.29
MT. GOAT	Drawing	DG363	5	2	1	2	0	6	1	5	0	0	45.45	66.67	16.67	100.00	0.00	30	2.73
MT. GOAT	Registration	RG363	16	5	11	0	0	8	1	7	0	0	66.67	83.33	61.11	0.00	0.00	60	2.50
MT. GOAT	**TOTAL HUNT**	G363	21	7	12	2	0	14	2	12	0	0							
MT. GOAT	Registration	RG364	3	2	1	0	0	11	8	3	0	0	21.43	20.00	25.00	0.00	0.00	27	1.93
MT. GOAT	Tier II	TG364	4	4	0	0	0	7	4	3	0	0	36.36	50.00	0.00	0.00	0.00	29	2.64
MT. GOAT	**TOTAL HUNT**	G364	7	6	1	0	0	18	12	6	0	0							
MT. GOAT	Registration	RG365	1	1	0	0	0	5	4	1	0	0	16.67	20.00	0.00	0.00	0.00	13	2.17
MT. GOAT	Tier II	TG365	2	1	1	0	0	14	6	8	0	0	12.50	14.29	11.11	0.00	0.00	106	6.63
MT. GOAT	**TOTAL HUNT**	G365	3	2	1	0	0	19	10	9	0	0							
MT. GOAT	**TOTAL SUBUNIT**		74	39	30	4	1	113	64	49	0	0							
OTTER	Trapping		40	36	1	0	3	n/a	n/a	n/a	n/a	n/a	n/a	n/a	n/a	0.00	n/a	n/a	n/a
SHEEP	General Season		5	4	1	0	0	20	15	3	2	0	20.00	21.05	25.00	0.00	0.00	120	4.80
WOLF	Hunting/Trapping		6	5	1	0	0	n/a	n/a	n/a	n/a	n/a	n/a	n/a	n/a	0.00	0.00	n/a	n/a
WOLVERINE	Hunting/Trapping		8	7	1	0	0	n/a	n/a	n/a	n/a	n/a	n/a	n/a	n/a	0.00	0.00	n/a	n/a
Unit/Subunit 15Z																			
BLACK BEAR	General Season		1	0	0	0	1	n/a	n/a	n/a	n/a	n/a	n/a	0.00	0.00	0.00	n/a	n/a	n/a
MOOSE	General Season		3	3	0	0	0	77	61	16	0	0	3.75	4.69	0.00	0.00	0.00	918	11.48
SHEEP	General Season		0	0	0	0	0	3	0	3	0	0	0.00	0.00	0.00	0.00	0.00	6	2.00

1993-94 HUNTER INFORMATION BY UNIT/SUBUNIT: UNIT 15

SPECIES	TYPE	HUNT TOTAL	SUCCESSFUL HUNTERS				UNSUCCESSFUL HUNTERS				
			UNIT RES	OTHER STATE RES	NON-RES	UNKN. RES	TOTAL	UNIT RES	OTHER STATE RES	NON-RES	UNKN. RES
UNIT 15 TOTALS FOR SPECIES AND HUNT TYPE											
BEAVER	Trapping	93	80	0	0	13	n/a	n/a	n/a	n/a	n/a
BLACK BEAR	General Season	108	62	31	11	4	n/a	n/a	n/a	n/a	n/a
BROWN BEAR	General Season	13	8	1	4	0	n/a	n/a	n/a	n/a	n/a
LYNX	Hunting/Trapping	3	0	0	0	3	n/a	n/a	n/a	n/a	n/a
MARTEN	Trapping	0	0	0	0	0	n/a	n/a	n/a	n/a	n/a
MOOSE	Drawing	34	19	10	3	2	61	31	25	5	0
MOOSE	General Season	551	468	61	15	7	2620	2162	398	22	38
MOOSE	Tier II	1	1	0	0	0	4	4	0	0	0
MT. GOAT	Drawing	32	14	14	3	1	51	25	26	0	0
MT. GOAT	Registration	44	25	18	1	0	63	40	23	0	0
MT. GOAT	Tier II	6	5	1	0	0	21	10	11	0	0
OTTER	Trapping	51	46	1	0	4	n/a	n/a	n/a	n/a	n/a
SHEEP	Drawing	8	6	2	0	0	7	5	2	0	0
SHEEP	General Season	26	21	2	2	1	136	97	36	3	0
WOLF	Hunting/Trapping	21	18	1	0	2	n/a	n/a	n/a	n/a	n/a
WOLVERINE	Hunting/Trapping	8	7	1	0	0	n/a	n/a	n/a	n/a	n/a
UNIT 15 TOTALS											
BEAVER	**TOTAL UNIT**	93	80	0	0	13	n/a	n/a	n/a	n/a	n/a
BLACK BEAR	**TOTAL UNIT**	108	62	31	11	4	n/a	n/a	n/a	n/a	n/a
BROWN BEAR	**TOTAL UNIT**	13	8	1	4	0	n/a	n/a	n/a	n/a	n/a
LYNX	**TOTAL UNIT**	3	0	0	0	3	n/a	n/a	n/a	n/a	n/a
MARTEN	**TOTAL UNIT**	0	0	0	0	0	n/a	n/a	n/a	n/a	n/a
MOOSE	**TOTAL UNIT**	586	488	71	18	9	2685	2197	423	27	38
MT. GOAT	**TOTAL UNIT**	82	44	33	4	1	135	75	60	0	0
OTTER	**TOTAL UNIT**	51	46	1	0	4	n/a	n/a	n/a	n/a	n/a
SHEEP	**TOTAL UNIT**	34	27	4	2	1	143	102	38	3	0
WOLF	**TOTAL UNIT**	21	18	1	0	2	n/a	n/a	n/a	n/a	n/a
WOLVERINE	**TOTAL UNIT**	8	7	1	0	0	n/a	n/a	n/a	n/a	n/a

1993-94 HUNTER INFORMATION BY UNIT/SUBUNIT: UNIT 16

SPECIES	TYPE	HUNT	SUCCESSFUL HUNTERS TOTAL	UNIT RES	OTHER STATE RES	NON-RES	UNKN. RES	UNSUCCESSFUL HUNTERS TOTAL	UNIT RES	OTHER STATE RES	NON-RES	UNKN. RES	PERCENT SUCCESSFUL TOTAL	UNIT RES	OTHER STATE RES	NON-RES	UNKN. RES	EFFORT TOTAL HUNTER DAYS	EFFORT AVG. HUNTER EFFORT
Unit/Subunit 16A																			
BEAVER	Trapping		39	4	33	0	2	n/a	n/a	n/a	n/a	n/a	n/a	n/a	n/a	0.00	n/a	n/a	n/a
BLACK BEAR	General Season		44	5	25	14	0	n/a	n/a	n/a	n/a	n/a	n/a	n/a	n/a	n/a	0.00	n/a	n/a
BROWN BEAR	General Season		2	1	1	0	0	n/a	n/a	n/a	n/a	n/a	n/a	n/a	n/a	0.00	0.00	n/a	n/a
CARIBOU	General Season		0	0	0	0	0	n/a	n/a	n/a	n/a	n/a	0.00	0.00	0.00	0.00	0.00	n/a	n/a
COYOTE	Hunting/Trapping		n/a	n/a	n/a	n/a	n/a	n/a	n/a	n/a	n/a	n/a	n/a	n/a	n/a	n/a	n/a	n/a	n/a
LYNX	Hunting/Trapping		2	0	2	0	0	n/a	n/a	n/a	n/a	n/a	n/a	0.00	n/a	0.00	0.00	n/a	n/a
MARTEN	Trapping		13	0	10	0	3	n/a	n/a	n/a	n/a	n/a	n/a	0.00	n/a	0.00	n/a	n/a	n/a
MOOSE	General Season		70	5	62	1	2	549	38	493	6	12	11.31	11.63	11.17	14.29	14.29	4409	7.12
MOOSE	Drawing	DM554	12	1	11	0	0	21	2	18	0	1	36.36	33.33	37.93	0.00	0.00	124	3.76
MOOSE	Drawing	DM556	16	3	13	0	0	30	0	29	0	1	34.78	100.00	30.95	0.00	0.00	158	3.43
MOOSE	**TOTAL SUBUNIT**		98	9	86	1	2	600	40	540	6	14							
OTTER	Trapping		2	0	2	0	0	n/a	n/a	n/a	n/a	n/a	n/a	0.00	n/a	0.00	0.00	n/a	n/a
SHEEP	General Season		0	0	0	0	0	1	0	1	0	0	0.00	0.00	0.00	0.00	0.00	2	2.00
WOLF	Hunting/Trapping		1	0	1	0	0	n/a	n/a	n/a	n/a	n/a	n/a	0.00	n/a	0.00	0.00	n/a	n/a
WOLVERINE	Hunting/Trapping		0	0	0	0	0	n/a	n/a	n/a	n/a	n/a	0.00	0.00	0.00	0.00	0.00	n/a	n/a
Unit/Subunit 16B																			
BEAVER	Trapping		48	42	6	0	0	n/a	n/a	n/a	n/a	n/a	n/a	n/a	n/a	0.00	0.00	n/a	n/a
BLACK BEAR	General Season		70	2	53	15	0	n/a	n/a	n/a	n/a	n/a	n/a	n/a	n/a	n/a	0.00	n/a	n/a
BROWN BEAR	General Season		38	1	7	30	0	n/a	n/a	n/a	n/a	n/a	n/a	n/a	n/a	n/a	0.00	n/a	n/a
CARIBOU	General Season		n/a	n/a	n/a	n/a	n/a	n/a	n/a	n/a	n/a	n/a	n/a	n/a	n/a	n/a	n/a	n/a	n/a
COYOTE	Hunting/Trapping		n/a	n/a	n/a	n/a	n/a	n/a	n/a	n/a	n/a	n/a	n/a	n/a	n/a	n/a	n/a	n/a	n/a
FOX	Hunting/Trapping		n/a	n/a	n/a	n/a	n/a	n/a	n/a	n/a	n/a	n/a	n/a	n/a	n/a	n/a	n/a	n/a	n/a
LYNX	Hunting/Trapping		2	1	1	0	0	n/a	n/a	n/a	n/a	n/a	n/a	n/a	n/a	0.00	0.00	n/a	n/a
MARTEN	Trapping		90	44	46	0	0	n/a	n/a	n/a	n/a	n/a	n/a	n/a	n/a	0.00	0.00	n/a	n/a
MINK	Trapping		n/a	n/a	n/a	n/a	n/a	n/a	n/a	n/a	n/a	n/a	n/a	n/a	n/a	n/a	n/a	n/a	n/a
MOOSE	General Season		132	15	78	36	3	437	28	358	40	11	23.20	34.88	17.89	47.37	21.43	3959	6.96
MOOSE	Tier II	TM565	22	16	6	0	0	3	0	3	0	0	88.00	100.00	66.67	0.00	0.00	73	2.92
MOOSE	Tier II	TM567	10	5	5	0	0	0	0	0	0	0	100.00	100.00	100.00	0.00	0.00	12	1.20
MOOSE	Federal	RM568	n/a	n/a	n/a	n/a	n/a	n/a	n/a	n/a	n/a	n/a	n/a	n/a	n/a	n/a	n/a	n/a	n/a
MOOSE	Tier II	TM569	12	7	5	0	0	21	9	12	0	0	36.36	43.75	29.41	0.00	0.00	211	6.39
MOOSE	**TOTAL SUBUNIT**		176	43	94	36	3	461	37	373	40	11							
OTTER	Trapping		29	11	13	0	5	n/a	n/a	n/a	n/a	n/a	n/a	n/a	n/a	0.00	n/a	n/a	n/a
SHEEP	General Season		17	1	5	11	0	20	1	13	6	0	45.95	50.00	27.78	64.71	0.00	221	5.97
WOLF	Hunting/Trapping		11	1	9	1	0	n/a	n/a	n/a	n/a	n/a	n/a	n/a	n/a	n/a	0.00	n/a	n/a
WOLVERINE	Hunting/Trapping		12	2	9	1	0	n/a	n/a	n/a	n/a	n/a	n/a	n/a	n/a	n/a	0.00	n/a	n/a
Unit/Subunit 16Z																			
MOOSE	General Season		0	0	0	0	0	16	0	14	2	0	0.00	0.00	0.00	0.00	0.00	104	6.50

1993-94 HUNTER INFORMATION BY UNIT/SUBUNIT: UNIT 16

SPECIES	TYPE	HUNT TOTAL	SUCCESSFUL HUNTERS				UNSUCCESSFUL HUNTERS				
			UNIT RES	OTHER STATE RES	NON-RES	UNKN. RES	TOTAL	UNIT RES	OTHER STATE RES	NON-RES	UNKN. RES
UNIT 16 TOTALS FOR SPECIES AND HUNT TYPE											
BEAVER	Trapping	87	46	39	0	2	n/a	n/a	n/a	n/a	n/a
BLACK BEAR	General Season	114	7	78	29	0	n/a	n/a	n/a	n/a	n/a
BROWN BEAR	General Season	40	2	8	30	0	n/a	n/a	n/a	n/a	n/a
CARIBOU	General Season	n/a	n/a	n/a	n/a	n/a	n/a	n/a	n/a	n/a	n/a
COYOTE	Hunting/Trapping	n/a	n/a	n/a	n/a	n/a	n/a	n/a	n/a	n/a	n/a
FOX	Hunting/Trapping	n/a	n/a	n/a	n/a	n/a	n/a	n/a	n/a	n/a	n/a
LYNX	Hunting/Trapping	4	1	3	0	0	n/a	n/a	n/a	n/a	n/a
MARTEN	Trapping	103	44	56	0	3	n/a	n/a	n/a	n/a	n/a
MINK	Trapping	n/a	n/a	n/a	n/a	n/a	n/a	n/a	n/a	n/a	n/a
MOOSE	Drawing	28	4	24	0	0	51	2	47	0	2
MOOSE	Federal	n/a	n/a	n/a	n/a	n/a	0	0	0	0	0
MOOSE	General Season	202	20	140	37	5	1002	66	865	48	23
MOOSE	Tier II	44	28	16	0	0	24	9	15	0	0
OTTER	Trapping	31	11	15	0	5	n/a	n/a	n/a	n/a	n/a
SHEEP	General Season	17	1	5	11	0	21	1	14	6	0
WOLF	Hunting/Trapping	12	1	10	1	0	n/a	n/a	n/a	n/a	n/a
WOLVERINE	Hunting/Trapping	12	2	9	1	0	n/a	n/a	n/a	n/a	n/a
UNIT 16 TOTALS											
BEAVER	**TOTAL UNIT**	87	46	39	0	2	n/a	n/a	n/a	n/a	n/a
BLACK BEAR	**TOTAL UNIT**	114	7	78	29	0	n/a	n/a	n/a	n/a	n/a
BROWN BEAR	**TOTAL UNIT**	40	2	8	30	0	n/a	n/a	n/a	n/a	n/a
CARIBOU	**TOTAL UNIT**	n/a	n/a	n/a	n/a	n/a	n/a	n/a	n/a	n/a	n/a
COYOTE	**TOTAL UNIT**	n/a	n/a	n/a	n/a	n/a	n/a	n/a	n/a	n/a	n/a
FOX	**TOTAL UNIT**	n/a	n/a	n/a	n/a	n/a	n/a	n/a	n/a	n/a	n/a
LYNX	**TOTAL UNIT**	4	1	3	0	0	n/a	n/a	n/a	n/a	n/a
MARTEN	**TOTAL UNIT**	103	44	56	0	3	n/a	n/a	n/a	n/a	n/a
MINK	**TOTAL UNIT**	n/a	n/a	n/a	n/a	n/a	n/a	n/a	n/a	n/a	n/a
MOOSE	**TOTAL UNIT**	274	52	180	37	5	1077	77	927	48	25
OTTER	**TOTAL UNIT**	31	11	15	0	5	n/a	n/a	n/a	n/a	n/a
SHEEP	**TOTAL UNIT**	17	1	5	11	0	21	1	14	6	0
WOLF	**TOTAL UNIT**	12	1	10	1	0	n/a	n/a	n/a	n/a	n/a
WOLVERINE	**TOTAL UNIT**	12	2	9	1	0	n/a	n/a	n/a	n/a	n/a

1993-94 HUNTER INFORMATION BY UNIT/SUBUNIT: UNIT 17

SPECIES	TYPE	HUNT	SUCCESSFUL HUNTERS TOTAL	UNIT RES	OTHER STATE RES	NON-RES	UNKN. RES	UNSUCCESSFUL HUNTERS TOTAL	UNIT RES	OTHER STATE RES	NON-RES	UNKN. RES	PERCENT SUCCESSFUL TOTAL	UNIT RES	OTHER STATE RES	NON-RES	UNKN. RES	EFFORT TOTAL HUNTER DAYS	EFFORT AVG. HUNTER EFFORT
Unit/Subunit 17A																			
BEAVER	Trapping		107	107	0	0	0	n/a	n/a	n/a	n/a	n/a	n/a	n/a	0.00	0.00	0.00	n/a	n/a
BLACK BEAR	General Season		0	0	0	0	0	n/a	n/a	n/a	n/a	n/a	0.00	0.00	0.00	0.00	0.00	n/a	n/a
BROWN BEAR	General Season		3	0	0	3	0	n/a	n/a	n/a	n/a	n/a	n/a	0.00	0.00	n/a	0.00	n/a	n/a
BROWN BEAR	Registration	WBB	0	0	0	0	0	0	0	0	0	0	0.00	0.00	0.00	0.00	0.00	0	0.00
BROWN BEAR	**TOTAL SUBUNIT**		3	0	0	3	0	0	0	0	0	0							
CARIBOU	General Season		n/a	n/a	n/a	n/a	n/a	n/a	n/a	n/a	n/a	n/a	n/a	n/a	n/a	n/a	n/a	n/a	n/a
LYNX	Hunting/Trapping		0	0	0	0	0	n/a	n/a	n/a	n/a	n/a	0.00	0.00	0.00	0.00	0.00	n/a	n/a
MARTEN	Trapping		n/a	n/a	n/a	n/a	n/a	n/a	n/a	n/a	n/a	n/a	n/a	n/a	n/a	n/a	n/a	n/a	n/a
OTTER	Trapping		5	5	0	0	0	n/a	n/a	n/a	n/a	n/a	n/a	n/a	0.00	0.00	0.00	n/a	n/a
SHEEP	General Season		0	0	0	0	0	0	0	0	0	0	0.00	0.00	0.00	0.00	0.00	0	0.00
WOLF	Hunting/Trapping		0	0	0	0	0	n/a	n/a	n/a	n/a	n/a	0.00	0.00	0.00	0.00	0.00	n/a	n/a
WOLVERINE	Hunting/Trapping		2	2	0	0	0	n/a	n/a	n/a	n/a	n/a	n/a	n/a	0.00	0.00	0.00	n/a	n/a
Unit/Subunit 17B																			
BEAVER	Trapping		130	130	0	0	0	n/a	n/a	n/a	n/a	n/a	n/a	n/a	0.00	0.00	0.00	n/a	n/a
BLACK BEAR	General Season		1	0	0	1	0	n/a	n/a	n/a	n/a	n/a	n/a	0.00	0.00	n/a	0.00	n/a	n/a
BROWN BEAR	General Season		22	0	2	19	1	n/a	n/a	n/a	n/a	n/a	n/a	0.00	n/a	n/a	n/a	n/a	n/a
BROWN BEAR	Registration	WBB	0	0	0	0	0	0	0	0	0	0	0.00	0.00	0.00	0.00	0.00	0	0.00
BROWN BEAR	**TOTAL SUBUNIT**		22	0	2	19	1	0	0	0	0	0							
CARIBOU	General Season		n/a	n/a	n/a	n/a	n/a	n/a	n/a	n/a	n/a	n/a	n/a	n/a	n/a	n/a	n/a	n/a	n/a
LYNX	Hunting/Trapping		10	7	2	0	1	n/a	n/a	n/a	n/a	n/a	n/a	n/a	n/a	0.00	n/a	n/a	n/a
MARTEN	Trapping		n/a	n/a	n/a	n/a	n/a	n/a	n/a	n/a	n/a	n/a	n/a	n/a	n/a	n/a	n/a	n/a	n/a
MOOSE	General Season		126	8	24	92	2	259	8	108	138	5	32.73	50.00	18.18	40.00	28.57	2663	6.92
MOOSE	Registration	RM583	25	14	11	0	0	40	19	21	0	0	38.46	42.42	34.38	0.00	0.00	311	4.78
MOOSE	**TOTAL SUBUNIT**		151	22	35	92	2	299	27	129	138	5							
OTTER	Trapping		6	5	1	0	0	n/a	n/a	n/a	n/a	n/a	n/a	n/a	n/a	0.00	0.00	n/a	n/a
SHEEP	General Season		0	0	0	0	0	1	0	1	0	0	0.00	0.00	0.00	0.00	0.00	2	2.00
WOLF	Hunting/Trapping		49	16	30	3	0	n/a	n/a	n/a	n/a	n/a	n/a	n/a	n/a	n/a	0.00	n/a	n/a
WOLVERINE	Hunting/Trapping		20	13	4	2	1	n/a	n/a	n/a	n/a	n/a	n/a	n/a	n/a	n/a	n/a	n/a	n/a
Unit/Subunit 17C																			
BEAVER	Trapping		456	456	0	0	0	n/a	n/a	n/a	n/a	n/a	n/a	n/a	0.00	0.00	0.00	n/a	n/a
BLACK BEAR	General Season		0	0	0	0	0	n/a	n/a	n/a	n/a	n/a	0.00	0.00	0.00	0.00	0.00	n/a	n/a
BROWN BEAR	General Season		8	2	0	6	0	n/a	n/a	n/a	n/a	n/a	n/a	n/a	0.00	n/a	0.00	n/a	n/a
CARIBOU	General Season		n/a	n/a	n/a	n/a	n/a	n/a	n/a	n/a	n/a	n/a	n/a	n/a	n/a	n/a	n/a	n/a	n/a
LYNX	Hunting/Trapping		3	3	0	0	0	n/a	n/a	n/a	n/a	n/a	n/a	n/a	0.00	0.00	0.00	n/a	n/a
MARTEN	Trapping		n/a	n/a	n/a	n/a	n/a	n/a	n/a	n/a	n/a	n/a	n/a	n/a	n/a	n/a	n/a	n/a	n/a
MOOSE	General Season		18	13	4	1	0	26	16	9	0	1	40.91	44.83	30.77	100.00	0.00	257	5.84
MOOSE	Registration	RM583	60	51	9	0	0	78	67	10	0	1	43.48	43.22	47.37	0.00	0.00	565	4.09
MOOSE	**TOTAL SUBUNIT**		78	64	13	1	0	104	83	19	0	2							
OTTER	Trapping		21	21	0	0	0	n/a	n/a	n/a	n/a	n/a	n/a	n/a	0.00	0.00	0.00	n/a	n/a
SHEEP	General Season		0	0	0	0	0	0	0	0	0	0	0.00	0.00	0.00	0.00	0.00	0	0.00
WOLF	Hunting/Trapping		6	6	0	0	0	n/a	n/a	n/a	n/a	n/a	n/a	n/a	0.00	0.00	0.00	n/a	n/a
WOLVERINE	Hunting/Trapping		3	3	0	0	0	n/a	n/a	n/a	n/a	n/a	n/a	n/a	0.00	0.00	0.00	n/a	n/a

1993-94 HUNTER INFORMATION BY UNIT/SUBUNIT: UNIT 17

SPECIES	TYPE	HUNT	SUCCESSFUL HUNTERS TOTAL	UNIT RES	OTHER STATE RES	NON-RES	UNKN. RES	UNSUCCESSFUL HUNTERS TOTAL	UNIT RES	OTHER STATE RES	NON-RES	UNKN. RES	PERCENT SUCCESSFUL TOTAL	UNIT RES	OTHER STATE RES	NON-RES	UNKN. RES	EFFORT TOTAL HUNTER DAYS	EFFORT AVG. HUNTER EFFORT
Unit/Subunit 17Z																			
CARIBOU	General Season		2053	47	718	725	563	341	5	171	77	88	85.76	90.38	80.76	90.40	86.48	n/a	n/a
MOOSE	General Season		0	0	0	0	0	7	3	0	4	0	0.00	0.00	0.00	0.00	0.00	30	4.29
MOOSE	Registration	RM583	24	23	1	0	0	53	51	2	0	0	31.17	31.08	33.33	0.00	0.00	266	3.45
MOOSE	**TOTAL SUBUNIT**		24	23	1	0	0	60	54	2	4	0							

1993-94 HUNTER INFORMATION BY UNIT/SUBUNIT: UNIT 17

SPECIES	TYPE	HUNT TOTAL	SUCCESSFUL HUNTERS				UNSUCCESSFUL HUNTERS				
			UNIT RES	OTHER STATE RES	NON-RES	UNKN. RES	TOTAL	UNIT RES	OTHER STATE RES	NON-RES	UNKN. RES
UNIT 17 TOTALS FOR SPECIES AND HUNT TYPE											
BEAVER	Trapping	693	693	0	0	0	n/a	n/a	n/a	n/a	n/a
BLACK BEAR	General Season	1	0	0	1	0	n/a	n/a	n/a	n/a	n/a
BROWN BEAR	General Season	33	2	2	28	1	n/a	n/a	n/a	n/a	n/a
BROWN BEAR	Registration	0	0	0	0	0	0	0	0	0	0
CARIBOU	General Season	2053	47	718	725	563	341	5	171	77	88
LYNX	Hunting/Trapping	13	10	2	0	1	n/a	n/a	n/a	n/a	n/a
MARTEN	Trapping	n/a	n/a	n/a	n/a	n/a	n/a	n/a	n/a	n/a	n/a
MOOSE	General Season	144	21	28	93	2	292	27	117	142	6
MOOSE	Registration	109	88	21	0	0	171	137	33	0	1
OTTER	Trapping	32	31	1	0	0	n/a	n/a	n/a	n/a	n/a
SHEEP	General Season	0	0	0	0	0	1	0	1	0	0
WOLF	Hunting/Trapping	55	22	30	3	0	n/a	n/a	n/a	n/a	n/a
WOLVERINE	Hunting/Trapping	25	18	4	2	1	n/a	n/a	n/a	n/a	n/a
UNIT 17 TOTALS											
BEAVER	**TOTAL UNIT**	693	693	0	0	0	n/a	n/a	n/a	n/a	n/a
BLACK BEAR	**TOTAL UNIT**	1	0	0	1	0	n/a	n/a	n/a	n/a	n/a
BROWN BEAR	**TOTAL UNIT**	33	2	2	28	1	0	0	0	0	0
CARIBOU	**TOTAL UNIT**	2053	47	718	725	563	341	5	171	77	88
LYNX	**TOTAL UNIT**	13	10	2	0	1	n/a	n/a	n/a	n/a	n/a
MARTEN	**TOTAL UNIT**	n/a	n/a	n/a	n/a	n/a	n/a	n/a	n/a	n/a	n/a
MOOSE	**TOTAL UNIT**	253	109	49	93	2	463	164	150	142	7
OTTER	**TOTAL UNIT**	32	31	1	0	0	n/a	n/a	n/a	n/a	n/a
SHEEP	**TOTAL UNIT**	0	0	0	0	0	1	0	1	0	0
WOLF	**TOTAL UNIT**	55	22	30	3	0	n/a	n/a	n/a	n/a	n/a
WOLVERINE	**TOTAL UNIT**	25	18	4	2	1	n/a	n/a	n/a	n/a	n/a

1993-94 HUNTER INFORMATION BY UNIT/SUBUNIT: UNIT 18

SPECIES	TYPE	HUNT	SUCCESSFUL HUNTERS TOTAL	UNIT RES	OTHER STATE RES	NON-RES	UNKN. RES	UNSUCCESSFUL HUNTERS TOTAL	UNIT RES	OTHER STATE RES	NON-RES	UNKN. RES	PERCENT SUCCESSFUL TOTAL	UNIT RES	OTHER STATE RES	NON-RES	UNKN. RES	EFFORT TOTAL HUNTER DAYS	EFFORT AVG. HUNTER EFFORT
Unit/Subunit 18																			
BEAVER	Trapping		634	454	28	0	152	n/a	n/a	n/a	n/a	n/a	n/a	n/a	n/a	0.00	n/a	n/a	n/a
BLACK BEAR	General Season		0	0	0	0	0	n/a	n/a	n/a	n/a	n/a	0.00	0.00	0.00	0.00	0.00	n/a	n/a
BROWN BEAR	General Season		3	1	0	2	0	n/a	n/a	n/a	n/a	n/a	n/a	n/a	0.00	n/a	0.00	n/a	n/a
BROWN BEAR	Registration	WBB	4	3	1	0	0	22	22	0	0	0	15.38	12.00	100.00	0.00	0.00	n/a	n/a
CARIBOU	General Season		n/a	n/a	n/a	n/a	n/a	n/a	n/a	n/a	n/a	n/a	n/a	n/a	n/a	n/a	n/a	n/a	n/a
CARIBOU	Federal	RC718	53	49	4	0	0	91	91	0	0	0	36.81	35.00	100.00	0.00	0.00	144	1.00
CARIBOU	Registration	RC767	21	21	0	0	0	88	86	2	0	0	19.27	19.63	0.00	0.00	0.00	118	1.08
LYNX	Hunting/Trapping		4	2	2	0	0	n/a	n/a	n/a	n/a	n/a	n/a	n/a	n/a	0.00	0.00	n/a	n/a
MARTEN	Trapping		n/a	n/a	n/a	n/a	n/a	n/a	n/a	n/a	n/a	n/a	n/a	n/a	n/a	n/a	n/a	n/a	n/a
MOOSE	General Season		103	74	18	1	10	145	139	1	1	4	41.53	34.74	94.74	50.00	71.43	1788	7.21
MUSKOX	Drawing	DX001	5	0	5	0	0	0	0	0	0	0	100.00	0.00	100.00	0.00	0.00	n/a	n/a
MUSKOX	Drawing	DX003	30	0	28	2	0	0	0	0	0	0	100.00	0.00	100.00	100.00	0.00	44	1.47
MUSKOX	Registration	RX060	4	4	0	0	0	0	0	0	0	0	100.00	100.00	0.00	0.00	0.00	30	7.50
MUSKOX	Registration	RX061	19	19	0	0	0	0	0	0	0	0	100.00	100.00	0.00	0.00	0.00	44	2.32
MUSKOX	Registration	RX070	26	22	2	2	0	0	0	0	0	0	100.00	100.00	100.00	100.00	0.00	53	2.04
OTTER	Trapping		109	74	5	0	30	n/a	n/a	n/a	n/a	n/a	n/a	n/a	n/a	0.00	n/a	n/a	n/a
WOLF	Hunting/Trapping		6	4	0	0	2	n/a	n/a	n/a	n/a	n/a	n/a	n/a	0.00	0.00	n/a	n/a	n/a
WOLVERINE	Hunting/Trapping		4	2	1	0	1	n/a	n/a	n/a	n/a	n/a	n/a	n/a	n/a	0.00	n/a	n/a	n/a

1993-94 HUNTER INFORMATION BY UNIT/SUBUNIT: UNIT 18

SPECIES	TYPE	HUNT TOTAL	SUCCESSFUL HUNTERS				UNSUCCESSFUL HUNTERS				
			UNIT RES	OTHER STATE RES	NON-RES	UNKN. RES	TOTAL	UNIT RES	OTHER STATE RES	NON-RES	UNKN. RES
UNIT 18 TOTALS FOR SPECIES AND HUNT TYPE											
BEAVER	Trapping	634	454	28	0	152	n/a	n/a	n/a	n/a	n/a
BLACK BEAR	General Season	0	0	0	0	0	n/a	n/a	n/a	n/a	n/a
BROWN BEAR	General Season	3	1	0	2	0	n/a	n/a	n/a	n/a	n/a
BROWN BEAR	Registration	4	3	1	0	0	22	22	0	0	0
CARIBOU	Federal	53	49	4	0	0	91	91	0	0	0
CARIBOU	General Season	n/a	n/a	n/a	n/a	n/a	n/a	n/a	n/a	n/a	n/a
CARIBOU	Registration	21	21	0	0	0	88	86	2	0	0
LYNX	Hunting/Trapping	4	2	2	0	0	n/a	n/a	n/a	n/a	n/a
MARTEN	Trapping	n/a	n/a	n/a	n/a	n/a	n/a	n/a	n/a	n/a	n/a
MOOSE	General Season	103	74	18	1	10	145	139	1	1	4
MUSKOX	Drawing	35	0	33	2	0	0	0	0	0	0
MUSKOX	Registration	49	45	2	2	0	0	0	0	0	0
OTTER	Trapping	109	74	5	0	30	n/a	n/a	n/a	n/a	n/a
WOLF	Hunting/Trapping	6	4	0	0	2	n/a	n/a	n/a	n/a	n/a
WOLVERINE	Hunting/Trapping	4	2	1	0	1	n/a	n/a	n/a	n/a	n/a
UNIT 18 TOTALS											
BEAVER	**TOTAL UNIT**	634	454	28	0	152	n/a	n/a	n/a	n/a	n/a
BLACK BEAR	**TOTAL UNIT**	0	0	0	0	0	n/a	n/a	n/a	n/a	n/a
BROWN BEAR	**TOTAL UNIT**	7	4	1	2	0	22	22	0	0	0
CARIBOU	**TOTAL UNIT**	74	70	4	0	0	179	177	2	0	0
LYNX	**TOTAL UNIT**	4	2	2	0	0	n/a	n/a	n/a	n/a	n/a
MARTEN	**TOTAL UNIT**	n/a	n/a	n/a	n/a	n/a	n/a	n/a	n/a	n/a	n/a
MOOSE	**TOTAL UNIT**	103	74	18	1	10	145	139	1	1	4
MUSKOX	**TOTAL UNIT**	84	45	35	4	0	0	0	0	0	0
OTTER	**TOTAL UNIT**	109	74	5	0	30	n/a	n/a	n/a	n/a	n/a
WOLF	**TOTAL UNIT**	6	4	0	0	2	n/a	n/a	n/a	n/a	n/a
WOLVERINE	**TOTAL UNIT**	4	2	1	0	1	n/a	n/a	n/a	n/a	n/a

1993-94 HUNTER INFORMATION BY UNIT/SUBUNIT: UNIT 19

SPECIES	TYPE	HUNT	SUCCESSFUL HUNTERS TOTAL	UNIT RES	OTHER STATE RES	NON-RES	UNKN. RES	UNSUCCESSFUL HUNTERS TOTAL	UNIT RES	OTHER STATE RES	NON-RES	UNKN. RES	PERCENT SUCCESSFUL TOTAL	UNIT RES	OTHER STATE RES	NON-RES	UNKN. RES	EFFORT TOTAL HUNTER DAYS	EFFORT AVG. HUNTER EFFORT
Unit/Subunit 19A																			
BEAVER	Trapping		64	46	0	0	18	n/a	n/a	n/a	n/a	n/a	n/a	n/a	0.00	0.00	n/a	n/a	n/a
BLACK BEAR	General Season		n/a	n/a	n/a	n/a	n/a	n/a	n/a	n/a	n/a	n/a	n/a	n/a	n/a	n/a	n/a	n/a	n/a
BROWN BEAR	General Season		4	0	1	3	0	n/a	n/a	n/a	n/a	n/a	n/a	0.00	n/a	n/a	0.00	n/a	n/a
BROWN BEAR	Registration	WBB	0	0	0	0	0	0	0	0	0	0	0.00	0.00	0.00	0.00	0.00	0	0.00
BROWN BEAR	**TOTAL SUBUNIT**		4	0	1	3	0	0	0	0	0	0							
CARIBOU	General Season		n/a	n/a	n/a	n/a	n/a	n/a	n/a	n/a	n/a	n/a	n/a	n/a	n/a	n/a	n/a	n/a	n/a
LYNX	Hunting/Trapping		6	4	0	0	2	n/a	n/a	n/a	n/a	n/a	n/a	n/a	0.00	0.00	n/a	n/a	n/a
MARTEN	Trapping		n/a	n/a	n/a	n/a	n/a	n/a	n/a	n/a	n/a	n/a	n/a	n/a	n/a	n/a	n/a	n/a	n/a
MOOSE	General Season		138	27	86	8	17	62	12	34	14	2	69.00	69.23	71.67	36.36	89.47	1330	6.65
MOOSE	Tier II	TM684	12	12	0	0	0	2	2	0	0	0	85.71	85.71	0.00	0.00	0.00	55	3.93
MOOSE	**TOTAL SUBUNIT**		150	39	86	8	17	64	14	34	14	2							
OTTER	Trapping		20	19	1	0	0	n/a	n/a	n/a	n/a	n/a	n/a	n/a	n/a	0.00	0.00	n/a	n/a
SHEEP	General Season		0	0	0	0	0	n/a	n/a	n/a	n/a	n/a	0.00	0.00	0.00	0.00	0.00	n/a	n/a
WOLF	Hunting/Trapping		6	1	4	0	1	n/a	n/a	n/a	n/a	n/a	n/a	n/a	n/a	0.00	n/a	n/a	n/a
WOLVERINE	Hunting/Trapping		4	3	0	0	1	n/a	n/a	n/a	n/a	n/a	n/a	n/a	0.00	0.00	n/a	n/a	n/a
Unit/Subunit 19B																			
BEAVER	Trapping		4	4	0	0	0	n/a	n/a	n/a	n/a	n/a	n/a	n/a	0.00	0.00	0.00	n/a	n/a
BLACK BEAR	General Season		n/a	n/a	n/a	n/a	n/a	n/a	n/a	n/a	n/a	n/a	n/a	n/a	n/a	n/a	n/a	n/a	n/a
BROWN BEAR	General Season		24	0	3	21	0	n/a	n/a	n/a	n/a	n/a	n/a	0.00	n/a	n/a	0.00	n/a	n/a
BROWN BEAR	Registration	WBB	0	0	0	0	0	0	0	0	0	0	0.00	0.00	0.00	0.00	0.00	0	0.00
BROWN BEAR	**TOTAL SUBUNIT**		24	0	3	21	0	0	0	0	0	0							
CARIBOU	General Season		n/a	n/a	n/a	n/a	n/a	n/a	n/a	n/a	n/a	n/a	n/a	n/a	n/a	n/a	n/a	n/a	n/a
LYNX	Hunting/Trapping		0	0	0	0	0	n/a	n/a	n/a	n/a	n/a	0.00	0.00	0.00	0.00	0.00	n/a	n/a
MARTEN	Trapping		n/a	n/a	n/a	n/a	n/a	n/a	n/a	n/a	n/a	n/a	n/a	n/a	n/a	n/a	n/a	n/a	n/a
MOOSE	General Season		157	6	63	82	6	181	1	87	87	6	46.45	85.71	42.00	48.52	50.00	2402	7.11
OTTER	Trapping		9	1	8	0	0	n/a	n/a	n/a	n/a	n/a	n/a	n/a	n/a	0.00	0.00	n/a	n/a
SHEEP	General Season		6	0	0	6	0	0	0	0	0	0	100.00	0.00	0.00	100.00	0.00	34	5.67
WOLF	Hunting/Trapping		19	0	18	1	0	n/a	n/a	n/a	n/a	n/a	n/a	0.00	n/a	n/a	0.00	n/a	n/a
WOLVERINE	Hunting/Trapping		7	1	4	0	2	n/a	n/a	n/a	n/a	n/a	n/a	n/a	n/a	0.00	n/a	n/a	n/a
Unit/Subunit 19C																			
BEAVER	Trapping		0	0	0	0	0	n/a	n/a	n/a	n/a	n/a	0.00	0.00	0.00	0.00	0.00	n/a	n/a
BISON	Drawing	DI351	8	0	7	0	1	9	0	8	0	1	47.06	0.00	46.67	0.00	50.00	102	6.00
BISON	Drawing	DI352	12	1	9	2	0	3	0	3	0	0	80.00	100.00	75.00	100.00	0.00	52	3.47
BISON	**TOTAL SUBUNIT**		20	1	16	2	1	12	0	11	0	1							
BLACK BEAR	General Season		n/a	n/a	n/a	n/a	n/a	n/a	n/a	n/a	n/a	n/a	n/a	n/a	n/a	n/a	n/a	n/a	n/a
BROWN BEAR	General Season		14	0	3	11	0	n/a	n/a	n/a	n/a	n/a	n/a	0.00	n/a	n/a	0.00	n/a	n/a
CARIBOU	General Season		n/a	n/a	n/a	n/a	n/a	n/a	n/a	n/a	n/a	n/a	n/a	n/a	n/a	n/a	n/a	n/a	n/a
LYNX	Hunting/Trapping		2	2	0	0	0	n/a	n/a	n/a	n/a	n/a	n/a	n/a	0.00	0.00	0.00	n/a	n/a
MARTEN	Trapping		n/a	n/a	n/a	n/a	n/a	n/a	n/a	n/a	n/a	n/a	n/a	n/a	n/a	n/a	n/a	n/a	n/a
MOOSE	General Season		119	3	74	37	5	116	0	82	33	1	50.64	100.00	47.44	52.86	83.33	1520	6.47
OTTER	Trapping		0	0	0	0	0	n/a	n/a	n/a	n/a	n/a	0.00	0.00	0.00	0.00	0.00	n/a	n/a
SHEEP	General Season		118	0	52	63	3	96	0	56	38	2	55.14	0.00	48.15	62.38	60.00	1128	5.27
WOLF	Hunting/Trapping		37	1	33	2	1	n/a	n/a	n/a	n/a	n/a	n/a	n/a	n/a	n/a	n/a	n/a	n/a
WOLVERINE	Hunting/Trapping		14	2	12	0	0	n/a	n/a	n/a	n/a	n/a	n/a	n/a	n/a	0.00	0.00	n/a	n/a

1993-94 HUNTER INFORMATION BY UNIT/SUBUNIT: UNIT 19

SPECIES	TYPE	SUCCESSFUL HUNTERS HUNT TOTAL	SUCCESSFUL HUNTERS OTHER UNIT RES	SUCCESSFUL HUNTERS OTHER STATE RES	SUCCESSFUL HUNTERS NON-RES	SUCCESSFUL HUNTERS UNKN. RES	UNSUCCESSFUL HUNTERS TOTAL	UNSUCCESSFUL HUNTERS OTHER UNIT RES	UNSUCCESSFUL HUNTERS OTHER STATE RES	UNSUCCESSFUL HUNTERS NON-RES	UNSUCCESSFUL HUNTERS UNKN. RES	PERCENT SUCCESSFUL TOTAL	PERCENT SUCCESSFUL OTHER UNIT RES	PERCENT SUCCESSFUL OTHER STATE RES	PERCENT SUCCESSFUL NON-RES	PERCENT SUCCESSFUL UNKN. RES	EFFORT TOTAL HUNTER DAYS	EFFORT AVG. HUNTER EFFORT
Unit/Subunit 19D																		
BEAVER	Trapping	86	42	4	0	40	n/a	n/a	n/a	n/a	n/a	n/a	n/a	n/a	0.00	n/a	n/a	n/a
BLACK BEAR	General Season	n/a	n/a	n/a	n/a	n/a	n/a	n/a	n/a	n/a	n/a	n/a	n/a	n/a	n/a	n/a	n/a	n/a
BROWN BEAR	General Season	1	1	0	0	0	n/a	n/a	n/a	n/a	n/a	n/a	n/a	0.00	0.00	0.00	n/a	n/a
CARIBOU	General Season	n/a	n/a	n/a	n/a	n/a	n/a	n/a	n/a	n/a	n/a	n/a	n/a	n/a	n/a	n/a	n/a	n/a
LYNX	Hunting/Trapping	9	5	1	0	3	n/a	n/a	n/a	n/a	n/a	n/a	n/a	n/a	0.00	n/a	n/a	n/a
MARTEN	Trapping	n/a	n/a	n/a	n/a	n/a	n/a	n/a	n/a	n/a	n/a	n/a	n/a	n/a	n/a	n/a	n/a	n/a
MOOSE	General Season	119	51	51	15	2	86	43	33	9	1	58.05	54.26	60.71	62.50	66.67	1662	8.11
OTTER	Trapping	4	4	0	0	0	n/a	n/a	n/a	n/a	n/a	n/a	n/a	0.00	0.00	0.00	n/a	n/a
SHEEP	General Season	0	0	0	0	0	n/a	n/a	n/a	n/a	n/a	0.00	0.00	0.00	0.00	0.00	n/a	n/a
WOLF	Hunting/Trapping	22	8	12	0	2	n/a	n/a	n/a	n/a	n/a	n/a	n/a	n/a	0.00	n/a	n/a	n/a
WOLVERINE	Hunting/Trapping	7	2	4	1	0	n/a	n/a	n/a	n/a	n/a	n/a	n/a	n/a	n/a	0.00	n/a	n/a
Unit/Subunit 19Z																		
COYOTE	Hunting/Trapping	n/a	n/a	n/a	n/a	n/a	n/a	n/a	n/a	n/a	n/a	n/a	n/a	n/a	n/a	n/a	n/a	n/a
FOX	Hunting/Trapping	n/a	n/a	n/a	n/a	n/a	n/a	n/a	n/a	n/a	n/a	n/a	n/a	n/a	n/a	n/a	n/a	n/a
MARTEN	Trapping	n/a	n/a	n/a	n/a	n/a	n/a	n/a	n/a	n/a	n/a	n/a	n/a	n/a	n/a	n/a	n/a	n/a
MINK	Trapping	n/a	n/a	n/a	n/a	n/a	n/a	n/a	n/a	n/a	n/a	n/a	n/a	n/a	n/a	n/a	n/a	n/a
MOOSE	General Season	11	1	5	5	0	34	3	13	16	2	24.44	25.00	27.78	23.81	0.00	340	7.56
SHEEP	General Season	1	0	1	0	0	1	0	1	0	0	50.00	0.00	50.00	0.00	0.00	6	3.00

1993-94 HUNTER INFORMATION BY UNIT/SUBUNIT: UNIT 19

SPECIES	TYPE	HUNT TOTAL	SUCCESSFUL HUNTERS UNIT RES	SUCCESSFUL HUNTERS OTHER STATE RES	SUCCESSFUL HUNTERS NON-RES	SUCCESSFUL HUNTERS UNKN. RES	UNSUCCESSFUL HUNTERS TOTAL	UNSUCCESSFUL HUNTERS UNIT RES	UNSUCCESSFUL HUNTERS OTHER STATE RES	UNSUCCESSFUL HUNTERS NON-RES	UNSUCCESSFUL HUNTERS UNKN. RES
UNIT 19 TOTALS FOR SPECIES AND HUNT TYPE											
BEAVER	Trapping	154	92	4	0	58	n/a	n/a	n/a	n/a	n/a
BISON	Drawing	20	1	16	2	1	12	0	11	0	1
BLACK BEAR	General Season	n/a	n/a	n/a	n/a	n/a	n/a	n/a	n/a	n/a	n/a
BROWN BEAR	General Season	43	1	7	35	0	n/a	n/a	n/a	n/a	n/a
BROWN BEAR	Registration	0	0	0	0	0	0	0	0	0	0
CARIBOU	General Season	n/a	n/a	n/a	n/a	n/a	n/a	n/a	n/a	n/a	n/a
COYOTE	Hunting/Trapping	n/a	n/a	n/a	n/a	n/a	n/a	n/a	n/a	n/a	n/a
FOX	Hunting/Trapping	n/a	n/a	n/a	n/a	n/a	n/a	n/a	n/a	n/a	n/a
LYNX	Hunting/Trapping	17	11	1	0	5	n/a	n/a	n/a	n/a	n/a
MARTEN	Trapping	n/a	n/a	n/a	n/a	n/a	n/a	n/a	n/a	n/a	n/a
MINK	Trapping	n/a	n/a	n/a	n/a	n/a	n/a	n/a	n/a	n/a	n/a
MOOSE	General Season	544	88	279	147	30	479	59	249	159	12
MOOSE	Tier II	12	12	0	0	0	2	2	0	0	0
OTTER	Trapping	33	24	9	0	0	n/a	n/a	n/a	n/a	n/a
SHEEP	General Season	125	0	53	69	3	97	0	57	38	2
WOLF	Hunting/Trapping	84	10	67	3	4	n/a	n/a	n/a	n/a	n/a
WOLVERINE	Hunting/Trapping	32	8	20	1	3	n/a	n/a	n/a	n/a	n/a
UNIT 19 TOTALS											
BEAVER	**TOTAL UNIT**	154	92	4	0	58	n/a	n/a	n/a	n/a	n/a
BISON	**TOTAL UNIT**	20	1	16	2	1	12	0	11	0	1
BLACK BEAR	**TOTAL UNIT**	n/a	n/a	n/a	n/a	n/a	n/a	n/a	n/a	n/a	n/a
BROWN BEAR	**TOTAL UNIT**	43	1	7	35	0	0	0	0	0	0
CARIBOU	**TOTAL UNIT**	n/a	n/a	n/a	n/a	n/a	n/a	n/a	n/a	n/a	n/a
COYOTE	**TOTAL UNIT**	n/a	n/a	n/a	n/a	n/a	n/a	n/a	n/a	n/a	n/a
FOX	**TOTAL UNIT**	n/a	n/a	n/a	n/a	n/a	n/a	n/a	n/a	n/a	n/a
LYNX	**TOTAL UNIT**	17	11	1	0	5	n/a	n/a	n/a	n/a	n/a
MARTEN	**TOTAL UNIT**	n/a	n/a	n/a	n/a	n/a	n/a	n/a	n/a	n/a	n/a
MINK	**TOTAL UNIT**	n/a	n/a	n/a	n/a	n/a	n/a	n/a	n/a	n/a	n/a
MOOSE	**TOTAL UNIT**	556	100	279	147	30	481	61	249	159	12
OTTER	**TOTAL UNIT**	33	24	9	0	0	n/a	n/a	n/a	n/a	n/a
SHEEP	**TOTAL UNIT**	125	0	53	69	3	97	0	57	38	2
WOLF	**TOTAL UNIT**	84	10	67	3	4	n/a	n/a	n/a	n/a	n/a
WOLVERINE	**TOTAL UNIT**	32	8	20	1	3	n/a	n/a	n/a	n/a	n/a

1993-94 HUNTER INFORMATION BY UNIT/SUBUNIT: UNIT 20

SPECIES	TYPE	HUNT	SUCCESSFUL HUNTERS TOTAL	UNIT RES	OTHER STATE RES	NON-RES	UNKN. RES	UNSUCCESSFUL HUNTERS TOTAL	UNIT RES	OTHER STATE RES	NON-RES	UNKN. RES	PERCENT SUCCESSFUL TOTAL	UNIT RES	OTHER STATE RES	NON-RES	UNKN. RES	EFFORT TOTAL HUNTER DAYS	EFFORT AVG. HUNTER EFFORT
Unit/Subunit 20A																			
BEAVER	Trapping		68	57	6	0	5	n/a	n/a	n/a	n/a	n/a	n/a	n/a	n/a	0.00	n/a	n/a	n/a
BLACK BEAR	General Season		45	28	4	13	0	n/a	n/a	n/a	n/a	n/a	n/a	n/a	n/a	n/a	0.00	n/a	n/a
BROWN BEAR	General Season		14	4	2	7	1	n/a	n/a	n/a	n/a	n/a	n/a	n/a	n/a	n/a	n/a	n/a	n/a
LYNX	Hunting/Trapping		80	76	2	0	2	n/a	n/a	n/a	n/a	n/a	n/a	n/a	n/a	0.00	n/a	n/a	n/a
MARTEN	Trapping		n/a	n/a	n/a	n/a	n/a	n/a	n/a	n/a	n/a	n/a	n/a	n/a	n/a	n/a	n/a	n/a	n/a
MOOSE	General Season		386	282	54	43	7	735	575	108	32	20	34.43	32.91	33.33	57.33	25.93	7204	6.43
OTTER	Trapping		8	8	0	0	0	n/a	n/a	n/a	n/a	n/a	n/a	n/a	0.00	0.00	0.00	n/a	n/a
SHEEP	General Season		50	18	8	22	2	116	66	33	15	2	30.12	21.43	19.51	59.46	50.00	949	5.72
SHEEP	Drawing	DS203	0	0	0	0	0	0	0	0	0	0	0.00	0.00	0.00	0.00	0.00	0	0.00
SHEEP	Drawing	DS204	0	0	0	0	0	0	0	0	0	0	0.00	0.00	0.00	0.00	0.00	0	0.00
SHEEP	**TOTAL SUBUNIT**		50	18	8	22	2	116	66	33	15	2							
WOLF	Hunting/Trapping		160	54	2	3	101	n/a	n/a	n/a	n/a	n/a	n/a	n/a	n/a	n/a	n/a	n/a	n/a
WOLVERINE	Hunting/Trapping		16	15	1	0	0	n/a	n/a	n/a	n/a	n/a	n/a	n/a	n/a	0.00	0.00	n/a	n/a
Unit/Subunit 20B																			
BEAVER	Trapping		660	582	33	0	45	n/a	n/a	n/a	n/a	n/a	n/a	n/a	n/a	0.00	n/a	n/a	n/a
BLACK BEAR	General Season		137	123	5	5	4	n/a	n/a	n/a	n/a	n/a	n/a	n/a	n/a	n/a	n/a	n/a	n/a
BROWN BEAR	General Season		2	2	0	0	0	n/a	n/a	n/a	n/a	n/a	n/a	n/a	0.00	0.00	0.00	n/a	n/a
CARIBOU	General Season		3	2	1	0	0	56	49	5	2	0	5.08	3.92	16.67	0.00	0.00	n/a	n/a
CARIBOU	Registration	RC863	15	7	3	5	0	183	100	70	13	0	7.58	6.54	4.11	27.78	0.00	876	4.42
CARIBOU	Drawing	DC877	0	0	0	0	0	5	3	2	0	0	0.00	0.00	0.00	0.00	0.00	17	3.40
CARIBOU	Drawing	DC878	0	0	0	0	0	5	3	2	0	0	0.00	0.00	0.00	0.00	0.00	14	2.80
CARIBOU	**TOTAL SUBUNIT**		18	9	4	5	0	249	155	79	15	0							
LYNX	Hunting/Trapping		113	99	11	0	3	n/a	n/a	n/a	n/a	n/a	n/a	n/a	n/a	0.00	n/a	n/a	n/a
MARTEN	Trapping		n/a	n/a	n/a	n/a	n/a	n/a	n/a	n/a	n/a	n/a	n/a	n/a	n/a	n/a	n/a	n/a	n/a
MOOSE	General Season		438	374	29	21	14	1886	1675	78	93	40	18.85	18.25	27.10	18.42	25.93	13564	5.84
MOOSE	Federal	RM780	6	6	0	0	0	14	14	0	0	0	30.00	30.00	0.00	0.00	0.00	148	7.40
MOOSE	Tier II	TM785	47	43	4	0	0	77	74	3	0	0	37.90	36.75	57.14	0.00	0.00	958	7.73
MOOSE	Registration	RM786	42	42	0	0	0	356	330	19	7	0	10.55	11.29	0.00	0.00	0.00	2955	7.42
MOOSE	**TOTAL SUBUNIT**		533	465	33	21	14	2333	2093	100	100	40							
OTTER	Trapping		24	22	2	0	0	n/a	n/a	n/a	n/a	n/a	n/a	n/a	n/a	0.00	0.00	n/a	n/a
SHEEP	General Season		0	0	0	0	0	10	8	1	0	1	0.00	0.00	0.00	0.00	0.00	41	4.10
WOLF	Hunting/Trapping		103	87	10	1	5	n/a	n/a	n/a	n/a	n/a	n/a	n/a	n/a	n/a	n/a	n/a	n/a
WOLVERINE	Hunting/Trapping		13	12	1	0	0	n/a	n/a	n/a	n/a	n/a	n/a	n/a	n/a	0.00	0.00	n/a	n/a
Unit/Subunit 20C																			
BEAVER	Trapping		177	173	0	0	4	n/a	n/a	n/a	n/a	n/a	n/a	n/a	0.00	0.00	n/a	n/a	n/a
BLACK BEAR	General Season		20	16	1	0	3	n/a	n/a	n/a	n/a	n/a	n/a	n/a	n/a	0.00	n/a	n/a	n/a
BROWN BEAR	General Season		1	0	0	1	0	n/a	n/a	n/a	n/a	n/a	n/a	0.00	0.00	n/a	0.00	n/a	n/a
LYNX	Hunting/Trapping		25	24	0	0	1	n/a	n/a	n/a	n/a	n/a	n/a	n/a	0.00	0.00	n/a	n/a	n/a
MARTEN	Trapping		n/a	n/a	n/a	n/a	n/a	n/a	n/a	n/a	n/a	n/a	n/a	n/a	n/a	n/a	n/a	n/a	n/a
MOOSE	General Season		131	101	19	9	2	259	202	45	9	3	33.59	33.33	29.69	50.00	40.00	2641	6.77
OTTER	Trapping		7	6	0	0	1	n/a	n/a	n/a	n/a	n/a	n/a	n/a	0.00	0.00	n/a	n/a	n/a
SHEEP	General Season		0	0	0	0	0	1	0	1	0	0	0.00	0.00	0.00	0.00	0.00	2	2.00
WOLF	Hunting/Trapping		30	29	1	0	0	n/a	n/a	n/a	n/a	n/a	n/a	n/a	n/a	0.00	0.00	n/a	n/a
WOLVERINE	Hunting/Trapping		4	4	0	0	0	n/a	n/a	n/a	n/a	n/a	n/a	n/a	0.00	0.00	0.00	n/a	n/a

1993-94 HUNTER INFORMATION BY UNIT/SUBUNIT: UNIT 20

SPECIES	TYPE	HUNT	SUCCESSFUL HUNTERS TOTAL	UNIT RES	OTHER STATE RES	NON-RES	UNKN. RES	UNSUCCESSFUL HUNTERS TOTAL	UNIT RES	OTHER STATE RES	NON-RES	UNKN. RES	PERCENT SUCCESSFUL TOTAL	UNIT RES	OTHER STATE RES	NON-RES	UNKN. RES	EFFORT TOTAL HUNTER DAYS	EFFORT AVG. HUNTER EFFORT
Unit/Subunit 20D																			
BEAVER	Trapping		12	12	0	0	0	n/a	n/a	n/a	n/a	n/a	n/a	n/a	0.00	0.00	0.00	n/a	n/a
BISON	Drawing	DI403	84	16	65	1	2	6	0	5	0	1	93.33	100.00	92.86	100.00	66.67	395	4.39
BISON	Drawing	DI404	26	5	21	0	0	3	0	3	0	0	89.66	100.00	87.50	0.00	0.00	103	3.55
BISON	**TOTAL SUBUNIT**		110	21	86	1	2	9	0	8	0	1							
BLACK BEAR	General Season		25	8	13	4	0	n/a	n/a	n/a	n/a	n/a	n/a	n/a	n/a	n/a	0.00	n/a	n/a
BROWN BEAR	General Season		8	4	4	0	0	n/a	n/a	n/a	n/a	n/a	n/a	n/a	n/a	0.00	0.00	n/a	n/a
CARIBOU	Registration	RC863	11	2	4	4	1	25	19	4	2	0	30.56	9.52	50.00	66.67	100.00	155	4.31
CARIBOU	Registration	RC865	2	2	0	0	0	25	19	6	0	0	7.41	9.52	0.00	0.00	0.00	96	3.56
CARIBOU	**TOTAL SUBUNIT**		13	4	4	4	1	50	38	10	2	0							
LYNX	Hunting/Trapping		41	36	5	0	0	n/a	n/a	n/a	n/a	n/a	n/a	n/a	n/a	0.00	0.00	n/a	n/a
MARTEN	Trapping		0	0	0	0	0	n/a	n/a	n/a	n/a	n/a	0.00	0.00	0.00	0.00	0.00	n/a	n/a
MOOSE	General Season		154	127	23	2	2	536	454	61	17	4	22.32	21.86	27.38	10.53	33.33	4359	6.32
MOOSE	Tier II	TM787	0	0	0	0	0	6	5	1	0	0	0.00	0.00	0.00	0.00	0.00	31	5.17
MOOSE	**TOTAL SUBUNIT**		154	127	23	2	2	542	459	62	17	4							
OTTER	Trapping		3	3	0	0	0	n/a	n/a	n/a	n/a	n/a	n/a	n/a	0.00	0.00	0.00	n/a	n/a
SHEEP	Drawing	DS102	20	3	15	2	0	17	5	11	0	1	54.05	37.50	57.69	100.00	0.00	220	5.95
SHEEP	Drawing	DS203	20	12	5	2	1	23	10	10	1	2	46.51	54.55	33.33	66.67	33.33	221	5.14
SHEEP	Drawing	DS204	18	7	11	0	0	30	14	16	0	0	37.50	33.33	40.74	0.00	0.00	262	5.46
SHEEP	Drawing	DS206	1	0	1	0	0	0	0	0	0	0	100.00	0.00	100.00	0.00	0.00	1	1.00
SHEEP	**TOTAL SUBUNIT**		59	22	32	4	1	70	29	37	1	3							
WOLF	Hunting/Trapping		48	23	11	0	14	n/a	n/a	n/a	n/a	n/a	n/a	n/a	n/a	0.00	n/a	n/a	n/a
WOLVERINE	Hunting/Trapping		9	9	0	0	0	n/a	n/a	n/a	n/a	n/a	n/a	n/a	0.00	0.00	0.00	n/a	n/a
Unit/Subunit 20E																			
BEAVER	Trapping		9	4	5	0	0	n/a	n/a	n/a	n/a	n/a	n/a	n/a	n/a	0.00	0.00	n/a	n/a
BLACK BEAR	General Season		10	5	4	1	0	n/a	n/a	n/a	n/a	n/a	n/a	n/a	n/a	n/a	0.00	n/a	n/a
BROWN BEAR	General Season		21	0	19	2	0	n/a	n/a	n/a	n/a	n/a	n/a	0.00	n/a	n/a	0.00	n/a	n/a
CARIBOU	Federal	RC820	1	1	0	0	0	31	15	16	0	0	3.13	6.25	0.00	0.00	0.00	160	5.00
CARIBOU	Registration	RC865	285	159	125	0	1	1455	711	742	1	1	16.38	18.28	14.42	0.00	50.00	6687	3.84
CARIBOU	**TOTAL SUBUNIT**		286	160	125	0	1	1486	726	758	1	1							
LYNX	Hunting/Trapping		46	8	38	0	0	n/a	n/a	n/a	n/a	n/a	n/a	n/a	n/a	0.00	0.00	n/a	n/a
MARTEN	Trapping		n/a	n/a	n/a	n/a	n/a	n/a	n/a	n/a	n/a	n/a	n/a	n/a	n/a	n/a	n/a	n/a	n/a
MOOSE	General Season		129	36	78	14	1	300	104	177	17	2	30.07	25.71	30.59	45.16	33.33	3014	7.03
OTTER	Trapping		1	0	1	0	0	n/a	n/a	n/a	n/a	n/a	n/a	0.00	n/a	0.00	0.00	n/a	n/a
SHEEP	General Season		8	3	1	4	0	13	4	8	1	0	38.10	42.86	11.11	80.00	0.00	103	4.90
SHEEP	Drawing	DS206	0	0	0	0	0	3	2	1	0	0	0.00	0.00	0.00	0.00	0.00	21	7.00
SHEEP	**TOTAL SUBUNIT**		8	3	1	4	0	16	6	9	1	0							
WOLF	Hunting/Trapping		68	14	47	1	6	n/a	n/a	n/a	n/a	n/a	n/a	n/a	n/a	n/a	n/a	n/a	n/a
WOLVERINE	Hunting/Trapping		10	1	9	0	0	n/a	n/a	n/a	n/a	n/a	n/a	n/a	n/a	0.00	0.00	n/a	n/a
Unit/Subunit 20F																			
BEAVER	Trapping		16	16	0	0	0	n/a	n/a	n/a	n/a	n/a	n/a	n/a	0.00	0.00	0.00	n/a	n/a
BLACK BEAR	General Season		40	38	0	1	1	n/a	n/a	n/a	n/a	n/a	n/a	n/a	0.00	n/a	n/a	n/a	n/a
BROWN BEAR	General Season		1	1	0	0	0	n/a	n/a	n/a	n/a	n/a	n/a	n/a	0.00	0.00	0.00	n/a	n/a

1993-94 HUNTER INFORMATION BY UNIT/SUBUNIT: UNIT 20

SPECIES	TYPE	HUNT	SUCCESSFUL HUNTERS TOTAL	UNIT RES	OTHER STATE RES	NON-RES	UNKN. RES	UNSUCCESSFUL HUNTERS TOTAL	UNIT RES	OTHER STATE RES	NON-RES	UNKN. RES	PERCENT SUCCESSFUL TOTAL	UNIT RES	OTHER STATE RES	NON-RES	UNKN. RES	EFFORT TOTAL HUNTER DAYS	EFFORT AVG. HUNTER EFFORT
Unit/Subunit 20F																			
CARIBOU	General Season		n/a	n/a	n/a	n/a	n/a	n/a	n/a	n/a	n/a	n/a	n/a	n/a	n/a	n/a	n/a	n/a	n/a
CARIBOU	Drawing	DC877	0	0	0	0	0	1	1	0	0	0	0.00	0.00	0.00	0.00	0.00	1	1.00
CARIBOU	Drawing	DC878	0	0	0	0	0	2	0	1	0	1	0.00	0.00	0.00	0.00	0.00	5	2.50
CARIBOU	**TOTAL SUBUNIT**		0	0	0	0	0	3	1	1	0	1							
LYNX	Hunting/Trapping		13	13	0	0	0	n/a	n/a	n/a	n/a	n/a	n/a	n/a	0.00	0.00	0.00	n/a	n/a
MARTEN	Trapping		n/a	n/a	n/a	n/a	n/a	n/a	n/a	n/a	n/a	n/a	n/a	n/a	n/a	n/a	n/a	n/a	n/a
MOOSE	General Season		24	18	4	0	2	67	57	8	1	1	26.37	24.00	33.33	0.00	66.67	590	6.48
MOOSE	Federal	RM790	0	0	0	0	0	1	1	0	0	0	0.00	0.00	0.00	0.00	0.00	2	2.00
MOOSE	**TOTAL SUBUNIT**		24	18	4	0	2	68	58	8	1	1							
OTTER	Trapping		0	0	0	0	0	n/a	n/a	n/a	n/a	n/a	0.00	0.00	0.00	0.00	0.00	n/a	n/a
SHEEP	General Season		0	0	0	0	0	0	0	0	0	0	0.00	0.00	0.00	0.00	0.00	0	0.00
WOLF	Hunting/Trapping		10	7	2	0	1	n/a	n/a	n/a	n/a	n/a	n/a	n/a	n/a	0.00	n/a	n/a	n/a
WOLVERINE	Hunting/Trapping		2	1	1	0	0	n/a	n/a	n/a	n/a	n/a	n/a	n/a	n/a	0.00	0.00	n/a	n/a
Unit/Subunit 20Z																			
MOOSE	General Season		12	8	1	1	2	54	44	10	0	0	18.18	15.38	9.09	100.00	100.00	350	5.30
SHEEP	General Season		0	0	0	0	0	1	1	0	0	0	0.00	0.00	0.00	0.00	0.00	6	6.00

1993-94 HUNTER INFORMATION BY UNIT/SUBUNIT: UNIT 20

SPECIES	TYPE	HUNT TOTAL	SUCCESSFUL HUNTERS UNIT RES	SUCCESSFUL HUNTERS OTHER STATE RES	SUCCESSFUL HUNTERS NON-RES	SUCCESSFUL HUNTERS UNKN. RES	UNSUCCESSFUL HUNTERS TOTAL	UNSUCCESSFUL HUNTERS UNIT RES	UNSUCCESSFUL HUNTERS OTHER STATE RES	UNSUCCESSFUL HUNTERS NON-RES	UNSUCCESSFUL HUNTERS UNKN. RES
UNIT 20 TOTALS FOR SPECIES AND HUNT TYPE											
BEAVER	Trapping	942	844	44	0	54	n/a	n/a	n/a	n/a	n/a
BISON	Drawing	110	21	86	1	2	9	0	8	0	1
BLACK BEAR	General Season	277	218	27	24	8	n/a	n/a	n/a	n/a	n/a
BROWN BEAR	General Season	47	11	25	10	1	n/a	n/a	n/a	n/a	n/a
CARIBOU	Drawing	0	0	0	0	0	13	7	5	0	1
CARIBOU	Federal	1	1	0	0	0	31	15	16	0	0
CARIBOU	General Season	3	2	1	0	0	56	49	5	2	n/a
CARIBOU	Registration	313	170	132	9	2	1688	849	822	16	1
LYNX	Hunting/Trapping	318	256	56	0	6	n/a	n/a	n/a	n/a	n/a
MARTEN	Trapping	n/a	n/a	n/a	n/a	n/a	n/a	n/a	n/a	n/a	n/a
MOOSE	Federal	6	6	0	0	0	15	15	0	0	0
MOOSE	General Season	1274	946	208	90	30	3837	3111	487	169	70
MOOSE	Registration	42	42	0	0	0	356	330	19	7	0
MOOSE	Tier II	47	43	4	0	0	83	79	4	0	0
OTTER	Trapping	43	39	3	0	1	n/a	n/a	n/a	n/a	n/a
SHEEP	Drawing	59	22	32	4	1	73	31	38	1	3
SHEEP	General Season	58	21	9	26	2	141	79	43	16	3
WOLF	Hunting/Trapping	419	214	73	5	127	n/a	n/a	n/a	n/a	n/a
WOLVERINE	Hunting/Trapping	54	42	12	0	0	n/a	n/a	n/a	n/a	n/a
UNIT 20 TOTALS											
BEAVER	**TOTAL UNIT**	942	844	44	0	54	n/a	n/a	n/a	n/a	n/a
BISON	**TOTAL UNIT**	110	21	86	1	2	9	0	8	0	1
BLACK BEAR	**TOTAL UNIT**	277	218	27	24	8	n/a	n/a	n/a	n/a	n/a
BROWN BEAR	**TOTAL UNIT**	47	11	25	10	1	n/a	n/a	n/a	n/a	n/a
CARIBOU	**TOTAL UNIT**	317	173	133	9	2	1788	920	848	18	2
LYNX	**TOTAL UNIT**	318	256	56	0	6	n/a	n/a	n/a	n/a	n/a
MARTEN	**TOTAL UNIT**	n/a	n/a	n/a	n/a	n/a	n/a	n/a	n/a	n/a	n/a
MOOSE	**TOTAL UNIT**	1369	1037	212	90	30	4291	3535	510	176	70
OTTER	**TOTAL UNIT**	43	39	3	0	1	n/a	n/a	n/a	n/a	n/a
SHEEP	**TOTAL UNIT**	117	43	41	30	3	214	110	81	17	6
WOLF	**TOTAL UNIT**	419	214	73	5	127	n/a	n/a	n/a	n/a	n/a
WOLVERINE	**TOTAL UNIT**	54	42	12	0	0	n/a	n/a	n/a	n/a	n/a

1993-94 HUNTER INFORMATION BY UNIT/SUBUNIT: UNIT 21

SPECIES	TYPE	HUNT	SUCCESSFUL HUNTERS TOTAL	UNIT RES	OTHER STATE RES	NON-RES	UNKN. RES	UNSUCCESSFUL HUNTERS TOTAL	UNIT RES	OTHER STATE RES	NON-RES	UNKN. RES	PERCENT SUCCESSFUL TOTAL	UNIT RES	OTHER STATE RES	NON-RES	UNKN. RES	EFFORT TOTAL HUNTER DAYS	EFFORT AVG. HUNTER EFFORT
Unit/Subunit 21A																			
BEAVER	Trapping	111	17	94	0	0	n/a	n/a	n/a	n/a	n/a	n/a	n/a	n/a	n/a	0.00	0.00	n/a	n/a
BLACK BEAR	General Season	n/a	n/a	n/a	n/a	n/a	n/a	n/a	n/a	n/a	n/a	n/a	n/a	n/a	n/a	n/a	n/a	n/a	n/a
BROWN BEAR	General Season	0	0	0	0	0	n/a	n/a	n/a	n/a	n/a	n/a	0.00	0.00	0.00	0.00	0.00	n/a	n/a
CARIBOU	General Season	n/a	n/a	n/a	n/a	n/a	n/a	n/a	n/a	n/a	n/a	n/a	n/a	n/a	n/a	n/a	n/a	n/a	n/a
LYNX	Hunting/Trapping	20	0	18	0	2	n/a	n/a	n/a	n/a	n/a	n/a	n/a	0.00	n/a	0.00	n/a	n/a	n/a
MARTEN	Trapping	n/a	n/a	n/a	n/a	n/a	n/a	n/a	n/a	n/a	n/a	n/a	n/a	n/a	n/a	n/a	n/a	n/a	n/a
MOOSE	General Season	119	8	69	40	2	80	1	45	32	2	59.80	88.89	60.53	55.56	50.00	1420	7.14	
OTTER	Trapping	5	0	5	0	0	n/a	n/a	n/a	n/a	n/a	n/a	0.00	n/a	0.00	0.00	n/a	n/a	
WOLF	Hunting/Trapping	7	0	7	0	0	n/a	n/a	n/a	n/a	n/a	n/a	0.00	n/a	0.00	0.00	n/a	n/a	
WOLVERINE	Hunting/Trapping	15	2	13	0	0	n/a	n/a	n/a	n/a	n/a	n/a	n/a	n/a	0.00	0.00	n/a	n/a	
Unit/Subunit 21B																			
BEAVER	Trapping	14	14	0	0	0	n/a	n/a	n/a	n/a	n/a	n/a	n/a	n/a	0.00	0.00	0.00	n/a	n/a
BLACK BEAR	General Season	0	0	0	0	0	n/a	n/a	n/a	n/a	n/a	0.00	0.00	0.00	0.00	0.00	n/a	n/a	
BROWN BEAR	General Season	0	0	0	0	0	n/a	n/a	n/a	n/a	n/a	0.00	0.00	0.00	0.00	0.00	n/a	n/a	
CARIBOU	General Season	0	0	0	0	0	n/a	0	3	n/a	n/a	0.00	0.00	0.00	0.00	0.00	n/a	n/a	
LYNX	Hunting/Trapping	13	12	1	0	0	n/a	n/a	n/a	n/a	n/a	n/a	n/a	n/a	0.00	0.00	n/a	n/a	
MARTEN	Trapping	n/a	n/a	n/a	n/a	n/a	n/a	n/a	n/a	n/a	n/a	n/a	n/a	n/a	n/a	n/a	n/a	n/a	
MOOSE	General Season	72	23	45	3	1	65	7	47	11	0	52.55	76.67	48.91	21.43	100.00	1170	8.54	
OTTER	Trapping	0	0	0	0	0	n/a	n/a	n/a	n/a	n/a	0.00	0.00	0.00	0.00	0.00	n/a	n/a	
WOLF	Hunting/Trapping	12	9	2	0	1	n/a	n/a	n/a	n/a	n/a	n/a	n/a	n/a	0.00	n/a	n/a	n/a	
WOLVERINE	Hunting/Trapping	9	8	1	0	0	n/a	n/a	n/a	n/a	n/a	n/a	n/a	n/a	0.00	0.00	n/a	n/a	
Unit/Subunit 21C																			
BLACK BEAR	General Season	0	0	0	0	0	n/a	n/a	n/a	n/a	n/a	0.00	0.00	0.00	0.00	0.00	n/a	n/a	
BROWN BEAR	General Season	1	0	0	1	0	n/a	n/a	n/a	n/a	n/a	n/a	0.00	0.00	n/a	0.00	n/a	n/a	
CARIBOU	General Season	0	0	0	0	0	n/a	n/a	1	2	n/a	0.00	0.00	0.00	0.00	0.00	n/a	n/a	
LYNX	Hunting/Trapping	0	0	0	0	0	n/a	n/a	n/a	n/a	n/a	0.00	0.00	0.00	0.00	0.00	n/a	n/a	
MARTEN	Trapping	n/a	n/a	n/a	n/a	n/a	n/a	n/a	n/a	n/a	n/a	n/a	n/a	n/a	n/a	n/a	n/a	n/a	
MOOSE	General Season	20	0	11	9	0	19	0	13	6	0	51.28	0.00	45.83	60.00	0.00	259	6.64	
OTTER	Trapping	0	0	0	0	0	n/a	n/a	n/a	n/a	n/a	0.00	0.00	0.00	0.00	0.00	n/a	n/a	
WOLF	Hunting/Trapping	0	0	0	0	0	n/a	n/a	n/a	n/a	n/a	0.00	0.00	0.00	0.00	0.00	n/a	n/a	
WOLVERINE	Hunting/Trapping	0	0	0	0	0	n/a	n/a	n/a	n/a	n/a	0.00	0.00	0.00	0.00	0.00	n/a	n/a	
Unit/Subunit 21D																			
BEAVER	Trapping	205	205	0	0	0	n/a	n/a	n/a	n/a	n/a	n/a	n/a	0.00	0.00	0.00	n/a	n/a	
BLACK BEAR	General Season	0	0	0	0	0	n/a	n/a	n/a	n/a	n/a	0.00	0.00	0.00	0.00	0.00	n/a	n/a	
BROWN BEAR	General Season	3	2	1	0	0	n/a	n/a	n/a	n/a	n/a	n/a	n/a	n/a	0.00	0.00	n/a	n/a	
CARIBOU	General Season	1	1	0	0	0	n/a	n/a	n/a	n/a	n/a	n/a	n/a	0.00	0.00	0.00	n/a	n/a	
LYNX	Hunting/Trapping	12	11	1	0	0	n/a	n/a	n/a	n/a	n/a	n/a	n/a	n/a	0.00	0.00	n/a	n/a	
MARTEN	Trapping	n/a	n/a	n/a	n/a	n/a	n/a	n/a	n/a	n/a	n/a	n/a	n/a	n/a	n/a	n/a	n/a	n/a	
MOOSE	General Season	260	87	141	24	8	91	55	27	7	2	74.07	61.27	83.93	77.42	80.00	2080	5.93	
OTTER	Trapping	9	7	2	0	0	n/a	n/a	n/a	n/a	n/a	n/a	n/a	n/a	0.00	0.00	n/a	n/a	
WOLF	Hunting/Trapping	36	27	3	0	6	n/a	n/a	n/a	n/a	n/a	n/a	n/a	n/a	0.00	n/a	n/a	n/a	
WOLVERINE	Hunting/Trapping	16	16	0	0	0	n/a	n/a	n/a	n/a	n/a	n/a	n/a	0.00	0.00	0.00	n/a	n/a	

1993-94 HUNTER INFORMATION BY UNIT/SUBUNIT: UNIT 21

SPECIES	TYPE	HUNT	SUCCESSFUL HUNTERS TOTAL	UNIT RES	OTHER STATE RES	NON-RES	UNKN. RES	UNSUCCESSFUL HUNTERS TOTAL	UNIT RES	OTHER STATE RES	NON-RES	UNKN. RES	PERCENT SUCCESSFUL TOTAL	UNIT RES	OTHER STATE RES	NON-RES	UNKN. RES	EFFORT TOTAL HUNTER DAYS	EFFORT AVG. HUNTER EFFORT
Unit/Subunit 21E																			
BEAVER	Trapping	0	0	0	0	0	n/a	n/a	n/a	n/a	n/a	0.00	0.00	0.00	0.00	0.00	n/a	n/a	
BLACK BEAR	General Season	n/a	n/a	n/a	n/a	n/a	n/a	n/a	n/a	n/a	n/a	n/a	n/a	n/a	n/a	n/a	n/a	n/a	
BROWN BEAR	General Season	2	0	0	2	0	n/a	n/a	n/a	n/a	n/a	n/a	0.00	0.00	n/a	0.00	n/a	n/a	
CARIBOU	General Season	n/a	n/a	n/a	n/a	n/a	n/a	n/a	n/a	n/a	n/a	n/a	n/a	n/a	n/a	n/a	n/a	n/a	
LYNX	Hunting/Trapping	0	0	0	0	0	n/a	n/a	n/a	n/a	n/a	0.00	0.00	0.00	0.00	0.00	n/a	n/a	
MARTEN	Trapping	n/a	n/a	n/a	n/a	n/a	n/a	n/a	n/a	n/a	n/a	n/a	n/a	n/a	n/a	n/a	n/a	n/a	
MOOSE	General Season	123	28	79	5	11	39	7	27	3	2	75.93	80.00	74.53	62.50	84.62	893	5.51	
OTTER	Trapping	19	4	15	0	0	n/a	n/a	n/a	n/a	n/a	n/a	n/a	n/a	0.00	0.00	n/a	n/a	
WOLF	Hunting/Trapping	7	4	3	0	0	n/a	n/a	n/a	n/a	n/a	n/a	n/a	n/a	0.00	0.00	n/a	n/a	
WOLVERINE	Hunting/Trapping	4	2	2	0	0	n/a	n/a	n/a	n/a	n/a	n/a	n/a	n/a	0.00	0.00	n/a	n/a	
Unit/Subunit 21Z																			
MOOSE	General Season	4	0	4	0	0	8	0	8	0	0	33.33	0.00	33.33	0.00	0.00	66	5.50	

1993-94 HUNTER INFORMATION BY UNIT/SUBUNIT: UNIT 21

SPECIES	TYPE	HUNT TOTAL	SUCCESSFUL HUNTERS				UNSUCCESSFUL HUNTERS				
			UNIT RES	OTHER STATE RES	NON-RES	UNKN. RES	TOTAL	UNIT RES	OTHER STATE RES	NON-RES	UNKN. RES
UNIT 21 TOTALS FOR SPECIES AND HUNT TYPE											
BEAVER	Trapping	330	236	94	0	0	n/a	n/a	n/a	n/a	n/a
BLACK BEAR	General Season	n/a	n/a	n/a	n/a	n/a	n/a	n/a	n/a	n/a	n/a
BROWN BEAR	General Season	6	2	1	3	0	n/a	n/a	n/a	n/a	n/a
CARIBOU	General Season	1	1	0	0	0	n/a	n/a	4	2	n/a
LYNX	Hunting/Trapping	45	23	20	0	2	n/a	n/a	n/a	n/a	n/a
MARTEN	Trapping	n/a	n/a	n/a	n/a	n/a	n/a	n/a	n/a	n/a	n/a
MOOSE	General Season	598	146	349	81	22	302	70	167	59	6
OTTER	Trapping	33	11	22	0	0	n/a	n/a	n/a	n/a	n/a
WOLF	Hunting/Trapping	62	40	15	0	7	n/a	n/a	n/a	n/a	n/a
WOLVERINE	Hunting/Trapping	44	28	16	0	0	n/a	n/a	n/a	n/a	n/a
UNIT 21 TOTALS											
BEAVER	**TOTAL UNIT**	330	236	94	0	0	n/a	n/a	n/a	n/a	n/a
BLACK BEAR	**TOTAL UNIT**	n/a	n/a	n/a	n/a	n/a	n/a	n/a	n/a	n/a	n/a
BROWN BEAR	**TOTAL UNIT**	6	2	1	3	0	n/a	n/a	n/a	n/a	n/a
CARIBOU	**TOTAL UNIT**	1	1	0	0	0	n/a	n/a	4	2	n/a
LYNX	**TOTAL UNIT**	45	23	20	0	2	n/a	n/a	n/a	n/a	n/a
MARTEN	**TOTAL UNIT**	n/a	n/a	n/a	n/a	n/a	n/a	n/a	n/a	n/a	n/a
MOOSE	**TOTAL UNIT**	598	146	349	81	22	302	70	167	59	6
OTTER	**TOTAL UNIT**	33	11	22	0	0	n/a	n/a	n/a	n/a	n/a
WOLF	**TOTAL UNIT**	62	40	15	0	7	n/a	n/a	n/a	n/a	n/a
WOLVERINE	**TOTAL UNIT**	44	28	16	0	0	n/a	n/a	n/a	n/a	n/a

1993-94 HUNTER INFORMATION BY UNIT/SUBUNIT: UNIT 22

SPECIES	TYPE	HUNT	SUCCESSFUL HUNTERS TOTAL	SUCCESSFUL HUNTERS OTHER UNIT RES	SUCCESSFUL HUNTERS OTHER STATE RES	SUCCESSFUL HUNTERS NON-RES	SUCCESSFUL HUNTERS UNKN. RES	UNSUCCESSFUL HUNTERS TOTAL	UNSUCCESSFUL HUNTERS OTHER UNIT RES	UNSUCCESSFUL HUNTERS OTHER STATE RES	UNSUCCESSFUL HUNTERS NON-RES	UNSUCCESSFUL HUNTERS UNKN. RES	PERCENT SUCCESSFUL TOTAL	PERCENT SUCCESSFUL OTHER UNIT RES	PERCENT SUCCESSFUL OTHER STATE RES	PERCENT SUCCESSFUL NON-RES	PERCENT SUCCESSFUL UNKN. RES	EFFORT TOTAL HUNTER DAYS	EFFORT AVG. HUNTER EFFORT
Unit/Subunit 22A																			
BEAVER	Trapping		4	4	0	0	0	n/a	n/a	n/a	n/a	n/a	n/a	n/a	0.00	0.00	0.00	n/a	n/a
BLACK BEAR	General Season		n/a	n/a	n/a	n/a	n/a	n/a	n/a	n/a	n/a	n/a	n/a	n/a	n/a	n/a	n/a	n/a	n/a
BROWN BEAR	General Season		4	1	0	3	0	n/a	n/a	n/a	n/a	n/a	n/a	n/a	0.00	n/a	0.00	n/a	n/a
CARIBOU	General Season		n/a	n/a	n/a	n/a	n/a	n/a	n/a	n/a	n/a	n/a	n/a	n/a	n/a	n/a	n/a	n/a	n/a
LYNX	Hunting/Trapping		2	2	0	0	0	n/a	n/a	n/a	n/a	n/a	n/a	n/a	0.00	0.00	0.00	n/a	n/a
MARTEN	Trapping		n/a	n/a	n/a	n/a	n/a	n/a	n/a	n/a	n/a	n/a	n/a	n/a	n/a	n/a	n/a	n/a	n/a
MOOSE	General Season		22	20	2	0	0	57	52	4	1	0	27.85	27.78	33.33	0.00	0.00	1226	15.52
OTTER	Trapping		0	0	0	0	0	n/a	n/a	n/a	n/a	n/a	0.00	0.00	0.00	0.00	0.00	n/a	n/a
WOLF	Hunting/Trapping		8	8	0	0	0	n/a	n/a	n/a	n/a	n/a	n/a	n/a	0.00	0.00	0.00	n/a	n/a
WOLVERINE	Hunting/Trapping		4	4	0	0	0	n/a	n/a	n/a	n/a	n/a	n/a	n/a	0.00	0.00	0.00	n/a	n/a
Unit/Subunit 22B																			
BEAVER	Trapping		1	1	0	0	0	n/a	n/a	n/a	n/a	n/a	n/a	n/a	0.00	0.00	0.00	n/a	n/a
BLACK BEAR	General Season		n/a	n/a	n/a	n/a	n/a	n/a	n/a	n/a	n/a	n/a	n/a	n/a	n/a	n/a	n/a	n/a	n/a
BROWN BEAR	General Season		11	6	4	1	0	n/a	n/a	n/a	n/a	n/a	n/a	n/a	n/a	n/a	0.00	n/a	n/a
BROWN BEAR	Drawing	DB688	2	0	0	2	0	n/a	n/a	n/a	n/a	n/a	n/a	0.00	0.00	n/a	0.00	n/a	n/a
BROWN BEAR	Drawing	DB698	6	0	0	6	0	n/a	n/a	n/a	n/a	n/a	n/a	0.00	0.00	n/a	0.00	n/a	n/a
BROWN BEAR	**TOTAL SUBUNIT**		19	6	4	9	0	0	0	0	0	0							
CARIBOU	General Season		n/a	n/a	n/a	n/a	n/a	n/a	n/a	n/a	n/a	n/a	n/a	n/a	n/a	n/a	n/a	n/a	n/a
LYNX	Hunting/Trapping		0	0	0	0	0	n/a	n/a	n/a	n/a	n/a	0.00	0.00	0.00	0.00	0.00	n/a	n/a
MARTEN	Trapping		n/a	n/a	n/a	n/a	n/a	n/a	n/a	n/a	n/a	n/a	n/a	n/a	n/a	n/a	n/a	n/a	n/a
MOOSE	General Season		83	49	13	19	2	67	39	17	10	1	55.33	55.68	43.33	65.52	66.67	821	5.47
OTTER	Trapping		4	3	0	0	1	n/a	n/a	n/a	n/a	n/a	n/a	n/a	0.00	0.00	n/a	n/a	n/a
WOLF	Hunting/Trapping		6	6	0	0	0	n/a	n/a	n/a	n/a	n/a	n/a	n/a	0.00	0.00	0.00	n/a	n/a
WOLVERINE	Hunting/Trapping		7	7	0	0	0	n/a	n/a	n/a	n/a	n/a	n/a	n/a	0.00	0.00	0.00	n/a	n/a
Unit/Subunit 22C																			
BEAVER	Trapping		4	4	0	0	0	n/a	n/a	n/a	n/a	n/a	n/a	n/a	0.00	0.00	0.00	n/a	n/a
BLACK BEAR	General Season		n/a	n/a	n/a	n/a	n/a	n/a	n/a	n/a	n/a	n/a	n/a	n/a	n/a	n/a	n/a	n/a	n/a
BROWN BEAR	General Season		7	5	1	0	1	n/a	n/a	n/a	n/a	n/a	n/a	n/a	n/a	0.00	n/a	n/a	n/a
BROWN BEAR	Drawing	DB688	2	0	0	2	0	n/a	n/a	n/a	n/a	n/a	n/a	0.00	0.00	n/a	0.00	n/a	n/a
BROWN BEAR	Drawing	DB698	0	0	0	0	0	0	0	0	0	0	0.00	0.00	0.00	0.00	0.00	0	0.00
BROWN BEAR	**TOTAL SUBUNIT**		9	5	1	2	1	0	0	0	0	0							
LYNX	Hunting/Trapping		0	0	0	0	0	n/a	n/a	n/a	n/a	n/a	0.00	0.00	0.00	0.00	0.00	n/a	n/a
MARTEN	Trapping		n/a	n/a	n/a	n/a	n/a	n/a	n/a	n/a	n/a	n/a	n/a	n/a	n/a	n/a	n/a	n/a	n/a
MOOSE	General Season		23	20	3	0	0	34	27	4	3	0	40.35	42.55	42.86	0.00	0.00	360	6.32
OTTER	Trapping		4	4	0	0	0	n/a	n/a	n/a	n/a	n/a	n/a	n/a	0.00	0.00	0.00	n/a	n/a
WOLF	Hunting/Trapping		0	0	0	0	0	n/a	n/a	n/a	n/a	n/a	0.00	0.00	0.00	0.00	0.00	n/a	n/a
WOLVERINE	Hunting/Trapping		2	2	0	0	0	n/a	n/a	n/a	n/a	n/a	n/a	n/a	0.00	0.00	0.00	n/a	n/a
Unit/Subunit 22D																			
BEAVER	Trapping		1	1	0	0	0	n/a	n/a	n/a	n/a	n/a	n/a	n/a	0.00	0.00	0.00	n/a	n/a
BLACK BEAR	General Season		n/a	n/a	n/a	n/a	n/a	n/a	n/a	n/a	n/a	n/a	n/a	n/a	n/a	n/a	n/a	n/a	n/a
BROWN BEAR	General Season		6	4	2	0	0	n/a	n/a	n/a	n/a	n/a	n/a	n/a	n/a	0.00	0.00	n/a	n/a
BROWN BEAR	Drawing	DB689	1	0	0	1	0	n/a	n/a	n/a	n/a	n/a	n/a	0.00	0.00	n/a	0.00	n/a	n/a
BROWN BEAR	Drawing	DB699	2	0	0	2	0	n/a	n/a	n/a	n/a	n/a	n/a	0.00	0.00	n/a	0.00	n/a	n/a
BROWN BEAR	**TOTAL SUBUNIT**		9	4	2	3	0	0	0	0	0	0							

1993-94 HUNTER INFORMATION BY UNIT/SUBUNIT: UNIT 22

SPECIES	TYPE	HUNT	SUCCESSFUL HUNTERS TOTAL	UNIT RES	OTHER STATE RES	NON-RES	UNKN. RES	UNSUCCESSFUL HUNTERS TOTAL	UNIT RES	OTHER STATE RES	NON-RES	UNKN. RES	PERCENT SUCCESSFUL TOTAL	UNIT RES	OTHER STATE RES	NON-RES	UNKN. RES	EFFORT TOTAL HUNTER DAYS	EFFORT AVG. HUNTER EFFORT
Unit/Subunit 22D																			
LYNX	Hunting/Trapping		0	0	0	0	0	n/a	n/a	n/a	n/a	n/a	0.00	0.00	0.00	0.00	0.00	n/a	n/a
MARTEN	Trapping		n/a	n/a	n/a	n/a	n/a	n/a	n/a	n/a	n/a	n/a	n/a	n/a	n/a	n/a	n/a	n/a	n/a
MOOSE	General Season		100	77	11	10	2	121	95	14	8	4	45.25	44.77	44.00	55.56	33.33	1522	6.89
OTTER	Trapping		0	0	0	0	0	n/a	n/a	n/a	n/a	n/a	0.00	0.00	0.00	0.00	0.00	n/a	n/a
WOLF	Hunting/Trapping		0	0	0	0	0	n/a	n/a	n/a	n/a	n/a	0.00	0.00	0.00	0.00	0.00	n/a	n/a
WOLVERINE	Hunting/Trapping		3	3	0	0	0	n/a	n/a	n/a	n/a	n/a	n/a	n/a	0.00	0.00	0.00	n/a	n/a
Unit/Subunit 22E																			
BLACK BEAR	General Season		n/a	n/a	n/a	n/a	n/a	n/a	n/a	n/a	n/a	n/a	n/a	n/a	n/a	n/a	n/a	n/a	n/a
BROWN BEAR	General Season		3	3	0	0	0	n/a	n/a	n/a	n/a	n/a	n/a	n/a	0.00	0.00	0.00	n/a	n/a
BROWN BEAR	Drawing	DB689	0	0	0	0	0	0	0	0	0	0	0.00	0.00	0.00	0.00	0.00	0	0.00
BROWN BEAR	Drawing	DB699	0	0	0	0	0	0	0	0	0	0	0.00	0.00	0.00	0.00	0.00	0	0.00
BROWN BEAR	**TOTAL SUBUNIT**		3	3	0	0	0	0	0	0	0	0							
LYNX	Hunting/Trapping		0	0	0	0	0	n/a	n/a	n/a	n/a	n/a	0.00	0.00	0.00	0.00	0.00	n/a	n/a
MARTEN	Trapping		n/a	n/a	n/a	n/a	n/a	n/a	n/a	n/a	n/a	n/a	n/a	n/a	n/a	n/a	n/a	n/a	n/a
MOOSE	General Season		19	15	2	1	1	4	4	0	0	0	82.61	78.95	100.00	100.00	100.00	68	2.96
OTTER	Trapping		1	1	0	0	0	n/a	n/a	n/a	n/a	n/a	n/a	n/a	0.00	0.00	0.00	n/a	n/a
WOLVERINE	Hunting/Trapping		4	4	0	0	0	n/a	n/a	n/a	n/a	n/a	n/a	n/a	0.00	0.00	0.00	n/a	n/a
Unit/Subunit 22Z																			
MOOSE	General Season		0	0	0	0	0	23	17	5	1	0	0.00	0.00	0.00	0.00	0.00	263	11.43

1993-94 HUNTER INFORMATION BY UNIT/SUBUNIT: UNIT 22

SPECIES	TYPE	HUNT TOTAL	SUCCESSFUL HUNTERS UNIT RES	SUCCESSFUL HUNTERS OTHER STATE RES	SUCCESSFUL HUNTERS NON-RES	SUCCESSFUL HUNTERS UNKN. RES	UNSUCCESSFUL HUNTERS TOTAL	UNSUCCESSFUL HUNTERS UNIT RES	UNSUCCESSFUL HUNTERS OTHER STATE RES	UNSUCCESSFUL HUNTERS NON-RES	UNSUCCESSFUL HUNTERS UNKN. RES
UNIT 22 TOTALS FOR SPECIES AND HUNT TYPE											
BEAVER	Trapping	10	10	0	0	0	n/a	n/a	n/a	n/a	n/a
BLACK BEAR	General Season	n/a	n/a	n/a	n/a	n/a	n/a	n/a	n/a	n/a	n/a
BROWN BEAR	Drawing	13	0	0	13	0	0	0	0	0	0
BROWN BEAR	General Season	31	19	7	4	1	n/a	n/a	n/a	n/a	n/a
CARIBOU	General Season	n/a	n/a	n/a	n/a	n/a	n/a	n/a	n/a	n/a	n/a
LYNX	Hunting/Trapping	2	2	0	0	0	n/a	n/a	n/a	n/a	n/a
MARTEN	Trapping	n/a	n/a	n/a	n/a	n/a	n/a	n/a	n/a	n/a	n/a
MOOSE	General Season	247	181	31	30	5	306	234	44	23	5
OTTER	Trapping	9	8	0	0	1	n/a	n/a	n/a	n/a	n/a
WOLF	Hunting/Trapping	14	14	0	0	0	n/a	n/a	n/a	n/a	n/a
WOLVERINE	Hunting/Trapping	20	20	0	0	0	n/a	n/a	n/a	n/a	n/a
UNIT 22 TOTALS											
BEAVER	**TOTAL UNIT**	10	10	0	0	0	n/a	n/a	n/a	n/a	n/a
BLACK BEAR	**TOTAL UNIT**	n/a	n/a	n/a	n/a	n/a	n/a	n/a	n/a	n/a	n/a
BROWN BEAR	**TOTAL UNIT**	44	19	7	17	1	0	0	0	0	0
CARIBOU	**TOTAL UNIT**	n/a	n/a	n/a	n/a	n/a	n/a	n/a	n/a	n/a	n/a
LYNX	**TOTAL UNIT**	2	2	0	0	0	n/a	n/a	n/a	n/a	n/a
MARTEN	**TOTAL UNIT**	n/a	n/a	n/a	n/a	n/a	n/a	n/a	n/a	n/a	n/a
MOOSE	**TOTAL UNIT**	247	181	31	30	5	306	234	44	23	5
OTTER	**TOTAL UNIT**	9	8	0	0	1	n/a	n/a	n/a	n/a	n/a
WOLF	**TOTAL UNIT**	14	14	0	0	0	n/a	n/a	n/a	n/a	n/a
WOLVERINE	**TOTAL UNIT**	20	20	0	0	0	n/a	n/a	n/a	n/a	n/a

1993-94 HUNTER INFORMATION BY UNIT/SUBUNIT: UNIT 23

SPECIES	TYPE	HUNT	SUCCESSFUL HUNTERS TOTAL	UNIT RES	OTHER STATE RES	NON-RES	UNKN. RES	UNSUCCESSFUL HUNTERS TOTAL	UNIT RES	OTHER STATE RES	NON-RES	UNKN. RES	PERCENT SUCCESSFUL TOTAL	UNIT RES	OTHER STATE RES	NON-RES	UNKN. RES	EFFORT TOTAL HUNTER DAYS	EFFORT AVG. HUNTER EFFORT
Unit/Subunit 23																			
BEAVER	Trapping		10	0	0	0	10	n/a	n/a	n/a	n/a	n/a	n/a	0.00	0.00	0.00	n/a	n/a	n/a
BLACK BEAR	General Season		n/a	n/a	n/a	n/a	n/a	n/a	n/a	n/a	n/a	n/a	n/a	n/a	n/a	n/a	n/a	n/a	n/a
BROWN BEAR	General Season		23	5	14	1	3	n/a	n/a	n/a	n/a	n/a	n/a	n/a	n/a	n/a	n/a	n/a	n/a
BROWN BEAR	Drawing	DB781	7	0	0	7	0	8	0	0	8	0	46.67	0.00	0.00	46.67	0.00	n/a	n/a
BROWN BEAR	Drawing	DB791	5	0	0	5	0	1	0	0	1	0	83.33	0.00	0.00	83.33	0.00	n/a	n/a
BROWN BEAR	Registration	NWBB	5	3	2	0	0	41	27	14	0	0	10.87	10.00	12.50	0.00	0.00	n/a	n/a
CARIBOU	General Season		n/a	n/a	n/a	n/a	n/a	n/a	n/a	n/a	n/a	n/a	n/a	n/a	n/a	n/a	n/a	n/a	n/a
LYNX	Hunting/Trapping		3	3	0	0	0	n/a	n/a	n/a	n/a	n/a	n/a	n/a	0.00	0.00	0.00	n/a	n/a
MARTEN	Trapping		n/a	n/a	n/a	n/a	n/a	n/a	n/a	n/a	n/a	n/a	n/a	n/a	n/a	n/a	n/a	n/a	n/a
MOOSE	General Season		135	35	51	41	8	164	23	85	48	8	45.15	60.34	37.50	46.07	50.00	2244	7.51
OTTER	Trapping		0	0	0	0	0	n/a	n/a	n/a	n/a	n/a	0.00	0.00	0.00	0.00	0.00	n/a	n/a
SHEEP	General Season		9	3	1	4	1	7	1	4	2	0	56.25	75.00	20.00	66.67	100.00	75	4.69
SHEEP	Registration	RS385	0	0	0	0	0	0	0	0	0	0	0.00	0.00	0.00	0.00	0.00	0	0.00
SHEEP	Registration	RS387	11	11	0	0	0	8	7	1	0	0	57.89	61.11	0.00	0.00	0.00	n/a	n/a
WOLF	Hunting/Trapping		48	27	3	1	17	n/a	n/a	n/a	n/a	n/a	n/a	n/a	n/a	n/a	n/a	n/a	n/a
WOLVERINE	Hunting/Trapping		19	10	1	0	8	n/a	n/a	n/a	n/a	n/a	n/a	n/a	n/a	0.00	n/a	n/a	n/a

1993-94 HUNTER INFORMATION BY UNIT/SUBUNIT: UNIT 23

SPECIES	TYPE	HUNT TOTAL	SUCCESSFUL HUNTERS UNIT RES	SUCCESSFUL HUNTERS OTHER STATE RES	SUCCESSFUL HUNTERS NON-RES	SUCCESSFUL HUNTERS UNKN. RES	UNSUCCESSFUL HUNTERS TOTAL	UNSUCCESSFUL HUNTERS UNIT RES	UNSUCCESSFUL HUNTERS OTHER STATE RES	UNSUCCESSFUL HUNTERS NON-RES	UNSUCCESSFUL HUNTERS UNKN. RES
UNIT 23 TOTALS FOR SPECIES AND HUNT TYPE											
BEAVER	Trapping	10	0	0	0	10	n/a	n/a	n/a	n/a	n/a
BLACK BEAR	General Season	n/a	n/a	n/a	n/a	n/a	n/a	n/a	n/a	n/a	n/a
BROWN BEAR	Drawing	12	0	0	12	0	9	0	0	9	0
BROWN BEAR	General Season	23	5	14	1	3	n/a	n/a	n/a	n/a	n/a
BROWN BEAR	Registration	5	3	2	0	0	41	27	14	0	0
CARIBOU	General Season	n/a	n/a	n/a	n/a	n/a	n/a	n/a	n/a	n/a	n/a
LYNX	Hunting/Trapping	3	3	0	0	0	n/a	n/a	n/a	n/a	n/a
MARTEN	Trapping	n/a	n/a	n/a	n/a	n/a	n/a	n/a	n/a	n/a	n/a
MOOSE	General Season	135	35	51	41	8	164	23	85	48	8
OTTER	Trapping	0	0	0	0	0	n/a	n/a	n/a	n/a	n/a
SHEEP	General Season	9	3	1	4	1	7	1	4	2	0
SHEEP	Registration	11	11	0	0	0	8	7	1	0	0
WOLF	Hunting/Trapping	48	27	3	1	17	n/a	n/a	n/a	n/a	n/a
WOLVERINE	Hunting/Trapping	19	10	1	0	8	n/a	n/a	n/a	n/a	n/a
UNIT 23 TOTALS											
BEAVER	**TOTAL UNIT**	10	0	0	0	10	n/a	n/a	n/a	n/a	n/a
BLACK BEAR	**TOTAL UNIT**	n/a	n/a	n/a	n/a	n/a	n/a	n/a	n/a	n/a	n/a
BROWN BEAR	**TOTAL UNIT**	40	8	16	13	3	50	27	14	9	0
CARIBOU	**TOTAL UNIT**	n/a	n/a	n/a	n/a	n/a	n/a	n/a	n/a	n/a	n/a
LYNX	**TOTAL UNIT**	3	3	0	0	0	n/a	n/a	n/a	n/a	n/a
MARTEN	**TOTAL UNIT**	n/a	n/a	n/a	n/a	n/a	n/a	n/a	n/a	n/a	n/a
MOOSE	**TOTAL UNIT**	135	35	51	41	8	164	23	85	48	8
OTTER	**TOTAL UNIT**	0	0	0	0	0	n/a	n/a	n/a	n/a	n/a
SHEEP	**TOTAL UNIT**	20	14	1	4	1	15	8	5	2	0
WOLF	**TOTAL UNIT**	48	27	3	1	17	n/a	n/a	n/a	n/a	n/a
WOLVERINE	**TOTAL UNIT**	19	10	1	0	8	n/a	n/a	n/a	n/a	n/a

1993-94 HUNTER INFORMATION BY UNIT/SUBUNIT: UNIT 24

SPECIES	TYPE	HUNT	SUCCESSFUL HUNTERS TOTAL	UNIT RES	OTHER STATE RES	NON-RES	UNKN. RES	UNSUCCESSFUL HUNTERS TOTAL	UNIT RES	OTHER STATE RES	NON-RES	UNKN. RES	PERCENT SUCCESSFUL TOTAL	UNIT RES	OTHER STATE RES	NON-RES	UNKN. RES	EFFORT TOTAL HUNTER DAYS	EFFORT AVG HUNTER EFFORT
Unit/Subunit 24																			
BEAVER	Trapping		310	308	0	0	2	n/a	n/a	n/a	n/a	n/a	n/a	n/a	0.00	0.00	n/a	n/a	n/a
BLACK BEAR	General Season		4	0	0	4	0	n/a	n/a	n/a	n/a	n/a	n/a	0.00	0.00	n/a	0.00	n/a	n/a
BROWN BEAR	General Season		7	0	4	2	1	n/a	n/a	n/a	n/a	n/a	n/a	0.00	n/a	n/a	n/a	n/a	n/a
BROWN BEAR	Registration	NWBB	0	0	0	0	0	0	0	0	0	0	0.00	0.00	0.00	0.00	0.00	0	0.00
CARIBOU	General Season		9	0	8	1	0	n/a	0	15	2	n/a	n/a	0.00	34.78	33.33	0.00	n/a	n/a
FOX	Hunting/Trapping		2	2	0	0	0	n/a	n/a	n/a	n/a	n/a	n/a	n/a	0.00	0.00	0.00	n/a	n/a
LYNX	Hunting/Trapping		123	87	12	0	24	n/a	n/a	n/a	n/a	n/a	n/a	n/a	n/a	0.00	n/a	n/a	n/a
MARTEN	Trapping		70	70	0	0	0	n/a	n/a	n/a	n/a	n/a	n/a	n/a	0.00	0.00	0.00	n/a	n/a
MINK	Trapping		3	3	n/a	n/a	n/a	n/a	n/a	n/a	n/a	n/a	n/a	n/a	n/a	n/a	n/a	n/a	n/a
MOOSE	General Season		151	56	69	25	1	144	27	93	23	1	51.19	67.47	42.59	52.08	50.00	2196	7.44
MOOSE	Federal	RM891	5	5	0	0	0	9	9	0	0	0	35.71	35.71	0.00	0.00	0.00	122	8.71
OTTER	Trapping		9	7	0	0	2	n/a	n/a	n/a	n/a	n/a	n/a	n/a	0.00	0.00	n/a	n/a	n/a
SHEEP	General Season		22	2	12	8	0	43	6	33	2	2	33.85	25.00	26.67	80.00	0.00	276	4.25
SHEEP	Subsistence		0	0	0	0	0	0	0	0	0	0	0.00	0.00	0.00	0.00	0.00	0	0.00
SHEEP	Federal	RS424	4	4	0	0	0	17	17	0	0	0	19.05	19.05	0.00	0.00	0.00	n/a	n/a
WOLF	Hunting/Trapping		81	57	12	3	9	n/a	n/a	n/a	n/a	n/a	n/a	n/a	n/a	n/a	n/a	n/a	n/a
WOLVERINE	Hunting/Trapping		27	15	3	0	9	n/a	n/a	n/a	n/a	n/a	n/a	n/a	n/a	0.00	n/a	n/a	n/a

1993-94 HUNTER INFORMATION BY UNIT/SUBUNIT: UNIT 24

SPECIES	TYPE	HUNT TOTAL	SUCCESSFUL HUNTERS				UNSUCCESSFUL HUNTERS				
			UNIT RES	OTHER STATE RES	NON-RES	UNKN. RES	TOTAL	UNIT RES	OTHER STATE RES	NON-RES	UNKN. RES
UNIT 24 TOTALS FOR SPECIES AND HUNT TYPE											
BEAVER	Trapping	310	308	0	0	2	n/a	n/a	n/a	n/a	n/a
BLACK BEAR	General Season	4	0	0	4	0	n/a	n/a	n/a	n/a	n/a
BROWN BEAR	General Season	7	0	4	2	1	n/a	n/a	n/a	n/a	n/a
BROWN BEAR	Registration	0	0	0	0	0	0	0	0	0	0
CARIBOU	General Season	9	0	8	1	0	n/a	n/a	15	2	n/a
FOX	Hunting/Trapping	2	2	0	0	0	n/a	n/a	n/a	n/a	n/a
LYNX	Hunting/Trapping	123	87	12	0	24	n/a	n/a	n/a	n/a	n/a
MARTEN	Trapping	70	70	0	0	0	n/a	n/a	n/a	n/a	n/a
MINK	Trapping	3	3	n/a	n/a	n/a	n/a	n/a	n/a	n/a	n/a
MOOSE	Federal	5	5	0	0	0	9	9	0	0	0
MOOSE	General Season	151	56	69	25	1	144	27	93	23	1
OTTER	Trapping	9	7	0	0	2	n/a	n/a	n/a	n/a	n/a
SHEEP	Federal	4	4	0	0	0	17	17	0	0	0
SHEEP	General Season	22	2	12	8	0	43	6	33	2	2
SHEEP	Subsistence	0	0	0	0	0	0	0	0	0	0
WOLF	Hunting/Trapping	81	57	12	3	9	n/a	n/a	n/a	n/a	n/a
WOLVERINE	Hunting/Trapping	27	15	3	0	9	n/a	n/a	n/a	n/a	n/a
UNIT 24 TOTALS											
BEAVER	**TOTAL UNIT**	310	308	0	0	2	n/a	n/a	n/a	n/a	n/a
BLACK BEAR	**TOTAL UNIT**	4	0	0	4	0	n/a	n/a	n/a	n/a	n/a
BROWN BEAR	**TOTAL UNIT**	7	0	4	2	1	0	0	0	0	0
CARIBOU	**TOTAL UNIT**	9	0	8	1	0	n/a	n/a	15	2	n/a
FOX	**TOTAL UNIT**	2	2	0	0	0	n/a	n/a	n/a	n/a	n/a
LYNX	**TOTAL UNIT**	123	87	12	0	24	n/a	n/a	n/a	n/a	n/a
MARTEN	**TOTAL UNIT**	70	70	0	0	0	n/a	n/a	n/a	n/a	n/a
MINK	**TOTAL UNIT**	3	3	n/a	n/a	n/a	n/a	n/a	n/a	n/a	n/a
MOOSE	**TOTAL UNIT**	156	61	69	25	1	153	36	93	23	1
OTTER	**TOTAL UNIT**	9	7	0	0	2	n/a	n/a	n/a	n/a	n/a
SHEEP	**TOTAL UNIT**	26	6	12	8	0	60	23	33	2	2
WOLF	**TOTAL UNIT**	81	57	12	3	9	n/a	n/a	n/a	n/a	n/a
WOLVERINE	**TOTAL UNIT**	27	15	3	0	9	n/a	n/a	n/a	n/a	n/a

1993-94 HUNTER INFORMATION BY UNIT/SUBUNIT: UNIT 25

SPECIES	TYPE	HUNT	SUCCESSFUL HUNTERS TOTAL	UNIT RES	OTHER STATE RES	NON-RES	UNKN. RES	UNSUCCESSFUL HUNTERS TOTAL	UNIT RES	OTHER STATE RES	NON-RES	UNKN. RES	PERCENT SUCCESSFUL TOTAL	UNIT RES	OTHER STATE RES	NON-RES	UNKN. RES	EFFORT TOTAL HUNTER DAYS	EFFORT AVG. HUNTER EFFORT
Unit/Subunit 25A																			
BEAVER	Trapping		8	4	4	0	0	n/a	n/a	n/a	n/a	n/a	n/a	n/a	n/a	0.00	0.00	n/a	n/a
BLACK BEAR	General Season		n/a	n/a	n/a	n/a	n/a	n/a	n/a	n/a	n/a	n/a	n/a	n/a	n/a	n/a	n/a	n/a	n/a
BROWN BEAR	General Season		4	0	4	0	0	n/a	n/a	n/a	n/a	n/a	n/a	0.00	n/a	0.00	0.00	n/a	n/a
BROWN BEAR	Drawing	DB882	2	0	0	2	0	1	0	0	1	0	66.67	0.00	0.00	66.67	0.00	10	3.33
BROWN BEAR	Drawing	DB883	0	0	0	0	0	1	0	0	1	0	0.00	0.00	0.00	0.00	0.00	21	21.00
BROWN BEAR	Drawing	DB884	2	0	0	2	0	2	0	0	2	0	50.00	0.00	0.00	50.00	0.00	42	10.50
BROWN BEAR	Drawing	DB892	0	0	0	0	0	0	0	0	0	0	0.00	0.00	0.00	0.00	0.00	0	0.00
BROWN BEAR	Drawing	DB893	0	0	0	0	0	0	0	0	0	0	0.00	0.00	0.00	0.00	0.00	0	0.00
BROWN BEAR	Drawing	DB894	0	0	0	0	0	0	0	0	0	0	0.00	0.00	0.00	0.00	0.00	0	0.00
BROWN BEAR	**TOTAL SUBUNIT**		8	0	4	4	0	4	0	0	4	0							
CARIBOU	General Season		49	0	39	10	0	12	0	8	4	0	80.33	0.00	82.98	71.43	0.00	349	5.72
LYNX	Hunting/Trapping		8	3	5	0	0	n/a	n/a	n/a	n/a	n/a	n/a	n/a	n/a	0.00	0.00	n/a	n/a
MARTEN	Trapping		n/a	n/a	n/a	n/a	n/a	n/a	n/a	n/a	n/a	n/a	n/a	n/a	n/a	n/a	n/a	n/a	n/a
MOOSE	General Season		27	3	13	10	1	26	0	18	8	0	50.94	100.00	41.94	55.56	100.00	329	6.21
MOOSE	Federal	RM942	0	0	0	0	0	0	0	0	0	0	0.00	0.00	0.00	0.00	0.00	0	0.00
MOOSE	**TOTAL SUBUNIT**		27	3	13	10	1	26	0	18	8	0							
OTTER	Trapping		0	0	0	0	0	n/a	n/a	n/a	n/a	n/a	0.00	0.00	0.00	0.00	0.00	n/a	n/a
SHEEP	General Season		24	0	14	10	0	43	0	35	8	0	35.82	0.00	28.57	55.56	0.00	370	5.52
SHEEP	Registration	RS595	3	0	3	0	0	0	0	0	0	0	100.00	0.00	100.00	0.00	0.00	12	4.00
SHEEP	Federal	RS597	0	0	0	0	0	0	0	0	0	0	0.00	0.00	0.00	0.00	0.00	0	0.00
SHEEP	Federal	RS598	0	0	0	0	0	0	0	0	0	0	0.00	0.00	0.00	0.00	0.00	0	0.00
SHEEP	**TOTAL SUBUNIT**		27	0	17	10	0	43	0	35	8	0							
WOLF	Hunting/Trapping		18	1	16	1	0	n/a	n/a	n/a	n/a	n/a	n/a	n/a	n/a	n/a	0.00	n/a	n/a
WOLVERINE	Hunting/Trapping		16	15	0	1	0	n/a	n/a	n/a	n/a	n/a	n/a	n/a	0.00	n/a	0.00	n/a	n/a
Unit/Subunit 25B																			
BEAVER	Trapping		22	20	2	0	0	n/a	n/a	n/a	n/a	n/a	n/a	n/a	n/a	0.00	0.00	n/a	n/a
BLACK BEAR	General Season		n/a	n/a	n/a	n/a	n/a	n/a	n/a	n/a	n/a	n/a	n/a	n/a	n/a	n/a	n/a	n/a	n/a
BROWN BEAR	General Season		2	0	2	0	0	n/a	n/a	n/a	n/a	n/a	n/a	0.00	n/a	0.00	0.00	n/a	n/a
CARIBOU	General Season		1	0	0	0	1	n/a	n/a	n/a	n/a	n/a	n/a	0.00	0.00	0.00	n/a	n/a	n/a
LYNX	Hunting/Trapping		11	9	0	0	2	n/a	n/a	n/a	n/a	n/a	n/a	n/a	0.00	0.00	n/a	n/a	n/a
MARTEN	Trapping		n/a	n/a	n/a	n/a	n/a	n/a	n/a	n/a	n/a	n/a	n/a	n/a	n/a	n/a	n/a	n/a	n/a
MOOSE	General Season		43	13	24	6	0	39	4	29	5	1	52.44	76.47	45.28	54.55	0.00	577	7.04
OTTER	Trapping		0	0	0	0	0	n/a	n/a	n/a	n/a	n/a	0.00	0.00	0.00	0.00	0.00	n/a	n/a
SHEEP	General Season		0	0	0	0	0	5	0	5	0	0	0.00	0.00	0.00	0.00	0.00	27	5.40
WOLF	Hunting/Trapping		12	3	9	0	0	n/a	n/a	n/a	n/a	n/a	n/a	n/a	n/a	0.00	0.00	n/a	n/a
WOLVERINE	Hunting/Trapping		13	12	1	0	0	n/a	n/a	n/a	n/a	n/a	n/a	n/a	n/a	0.00	0.00	n/a	n/a
Unit/Subunit 25C																			
BEAVER	Trapping		3	0	3	0	0	n/a	n/a	n/a	n/a	n/a	n/a	0.00	n/a	0.00	0.00	n/a	n/a
BLACK BEAR	General Season		3	0	3	0	0	n/a	n/a	n/a	n/a	n/a	n/a	0.00	n/a	0.00	0.00	n/a	n/a
BROWN BEAR	General Season		3	0	3	0	0	n/a	n/a	n/a	n/a	n/a	n/a	0.00	n/a	0.00	0.00	n/a	n/a
CARIBOU	General Season		18	14	1	2	1	39	34	1	1	3	31.58	29.17	50.00	66.67	25.00	n/a	n/a
CARIBOU	Registration	RC865	12	6	6	0	0	120	19	100	0	1	9.09	24.00	5.66	0.00	0.00	513	3.89
CARIBOU	Drawing	DC877	0	0	0	0	0	7	0	6	1	0	0.00	0.00	0.00	0.00	0.00	14	2.00
CARIBOU	Drawing	DC878	0	0	0	0	0	6	0	6	0	0	0.00	0.00	0.00	0.00	0.00	16	2.67
CARIBOU	**TOTAL SUBUNIT**		30	20	7	2	1	172	53	113	2	4							
LYNX	Hunting/Trapping		6	2	4	0	0	n/a	n/a	n/a	n/a	n/a	n/a	n/a	n/a	0.00	0.00	n/a	n/a

1993-94 HUNTER INFORMATION BY UNIT/SUBUNIT: UNIT 25

SPECIES	TYPE	HUNT	SUCCESSFUL HUNTERS TOTAL	UNIT RES	OTHER STATE RES	NON-RES	UNKN. RES	UNSUCCESSFUL HUNTERS TOTAL	UNIT RES	OTHER STATE RES	NON-RES	UNKN. RES	PERCENT SUCCESSFUL TOTAL	UNIT RES	OTHER STATE RES	NON-RES	UNKN. RES	EFFORT TOTAL HUNTER DAYS	EFFORT AVG. HUNTER EFFORT
Unit/Subunit 25C																			
MARTEN	Trapping		n/a	n/a	n/a	n/a	n/a	n/a	n/a	n/a	n/a	n/a	n/a	n/a	n/a	n/a	n/a	n/a	n/a
MOOSE	General Season		55	5	42	7	1	164	11	146	7	0	25.11	31.25	22.34	50.00	100.00	1308	5.97
OTTER	Trapping		0	0	0	0	0	n/a	n/a	n/a	n/a	n/a	0.00	0.00	0.00	0.00	0.00	n/a	n/a
SHEEP	General Season		5	0	5	0	0	30	0	28	0	2	14.29	0.00	15.15	0.00	0.00	167	4.77
WOLF	Hunting/Trapping		19	5	11	0	3	n/a	n/a	n/a	n/a	n/a	n/a	n/a	n/a	0.00	n/a	n/a	n/a
WOLVERINE	Hunting/Trapping		7	3	4	0	0	n/a	n/a	n/a	n/a	n/a	n/a	n/a	n/a	0.00	0.00	n/a	n/a
Unit/Subunit 25D																			
BEAVER	Trapping		9	9	0	0	0	n/a	n/a	n/a	n/a	n/a	n/a	n/a	0.00	0.00	0.00	n/a	n/a
BLACK BEAR	General Season		n/a	n/a	n/a	n/a	n/a	n/a	n/a	n/a	n/a	n/a	n/a	n/a	n/a	n/a	n/a	n/a	n/a
BROWN BEAR	General Season		0	0	0	0	0	n/a	n/a	n/a	n/a	n/a	0.00	0.00	0.00	0.00	0.00	n/a	n/a
CARIBOU	General Season		1	0	1	0	0	n/a	n/a	n/a	n/a	n/a	n/a	0.00	n/a	0.00	0.00	n/a	n/a
LYNX	Hunting/Trapping		266	256	7	0	3	n/a	n/a	n/a	n/a	n/a	n/a	n/a	n/a	0.00	n/a	n/a	n/a
MARTEN	Trapping		n/a	n/a	n/a	n/a	n/a	n/a	n/a	n/a	n/a	n/a	n/a	n/a	n/a	n/a	n/a	n/a	n/a
MOOSE	General Season		28	14	10	3	1	49	22	24	0	3	36.36	38.89	29.41	100.00	25.00	516	6.70
MOOSE	Tier II	TM940	10	9	1	0	0	40	19	21	0	0	20.00	32.14	4.55	0.00	0.00	437	8.74
MOOSE	Federal	RM945	0	0	0	0	0	0	0	0	0	0	0.00	0.00	0.00	0.00	0.00	0	0.00
MOOSE	**TOTAL SUBUNIT**		38	23	11	3	1	89	41	45	0	3							
OTTER	Trapping		3	2	1	0	0	n/a	n/a	n/a	n/a	n/a	n/a	n/a	n/a	0.00	0.00	n/a	n/a
SHEEP	General Season		3	0	3	0	0	4	0	4	0	0	42.86	0.00	42.86	0.00	0.00	41	5.86
WOLF	Hunting/Trapping		19	14	4	1	0	n/a	n/a	n/a	n/a	n/a	n/a	n/a	n/a	n/a	0.00	n/a	n/a
WOLVERINE	Hunting/Trapping		13	11	2	0	0	n/a	n/a	n/a	n/a	n/a	n/a	n/a	n/a	0.00	0.00	n/a	n/a
Unit/Subunit 25Z																			
MOOSE	General Season		2	2	0	0	0	17	10	5	2	0	10.53	16.67	0.00	0.00	0.00	173	9.11
SHEEP	General Season		1	0	1	0	0	6	0	4	2	0	14.29	0.00	20.00	0.00	0.00	50	7.14

1993-94 HUNTER INFORMATION BY UNIT/SUBUNIT: UNIT 25

SPECIES	TYPE	HUNT TOTAL	SUCCESSFUL HUNTERS UNIT RES	SUCCESSFUL HUNTERS OTHER STATE RES	SUCCESSFUL HUNTERS NON-RES	SUCCESSFUL HUNTERS UNKN. RES	UNSUCCESSFUL HUNTERS TOTAL	UNSUCCESSFUL HUNTERS UNIT RES	UNSUCCESSFUL HUNTERS OTHER STATE RES	UNSUCCESSFUL HUNTERS NON-RES	UNSUCCESSFUL HUNTERS UNKN. RES
UNIT 25 TOTALS FOR SPECIES AND HUNT TYPE											
BEAVER	Trapping	42	33	9	0	0	n/a	n/a	n/a	n/a	n/a
BLACK BEAR	General Season	3	0	3	0	0	n/a	n/a	n/a	n/a	n/a
BROWN BEAR	Drawing	4	0	0	4	0	4	0	0	4	0
BROWN BEAR	General Season	9	0	9	0	0	n/a	n/a	n/a	n/a	n/a
CARIBOU	Drawing	0	0	0	0	0	13	0	12	1	0
CARIBOU	General Season	69	14	41	12	2	51	34	9	5	3
CARIBOU	Registration	12	6	6	0	0	120	19	100	0	1
LYNX	Hunting/Trapping	291	270	16	0	5	n/a	n/a	n/a	n/a	n/a
MARTEN	Trapping	n/a	n/a	n/a	n/a	n/a	n/a	n/a	n/a	n/a	n/a
MOOSE	Federal	0	0	0	0	0	0	0	0	0	0
MOOSE	General Season	155	37	89	26	3	295	47	222	22	4
MOOSE	Tier II	10	9	1	0	0	40	19	21	0	0
OTTER	Trapping	3	2	1	0	0	n/a	n/a	n/a	n/a	n/a
SHEEP	Federal	0	0	0	0	0	0	0	0	0	0
SHEEP	General Season	33	0	23	10	0	88	0	76	10	2
SHEEP	Registration	3	0	3	0	0	0	0	0	0	0
WOLF	Hunting/Trapping	68	23	40	2	3	n/a	n/a	n/a	n/a	n/a
WOLVERINE	Hunting/Trapping	49	41	7	1	0	n/a	n/a	n/a	n/a	n/a
UNIT 25 TOTALS											
BEAVER	**TOTAL UNIT**	42	33	9	0	0	n/a	n/a	n/a	n/a	n/a
BLACK BEAR	**TOTAL UNIT**	3	0	3	0	0	n/a	n/a	n/a	n/a	n/a
BROWN BEAR	**TOTAL UNIT**	13	0	9	4	0	4	n/a	n/a	4	n/a
CARIBOU	**TOTAL UNIT**	81	20	47	12	2	184	53	121	6	4
LYNX	**TOTAL UNIT**	291	270	16	0	5	n/a	n/a	n/a	n/a	n/a
MARTEN	**TOTAL UNIT**	n/a	n/a	n/a	n/a	n/a	n/a	n/a	n/a	n/a	n/a
MOOSE	**TOTAL UNIT**	165	46	90	26	3	335	66	243	22	4
OTTER	**TOTAL UNIT**	3	2	1	0	0	n/a	n/a	n/a	n/a	n/a
SHEEP	**TOTAL UNIT**	36	0	26	10	0	88	0	76	10	2
WOLF	**TOTAL UNIT**	68	23	40	2	3	n/a	n/a	n/a	n/a	n/a
WOLVERINE	**TOTAL UNIT**	49	41	7	1	0	n/a	n/a	n/a	n/a	n/a

1993-94 HUNTER INFORMATION BY UNIT/SUBUNIT: UNIT 26

SPECIES	TYPE	HUNT	SUCCESSFUL HUNTERS TOTAL	SUCCESSFUL HUNTERS UNIT RES	SUCCESSFUL HUNTERS OTHER STATE RES	SUCCESSFUL HUNTERS NON-RES	SUCCESSFUL HUNTERS UNKN. RES	UNSUCCESSFUL HUNTERS TOTAL	UNSUCCESSFUL HUNTERS UNIT RES	UNSUCCESSFUL HUNTERS OTHER STATE RES	UNSUCCESSFUL HUNTERS NON-RES	UNSUCCESSFUL HUNTERS UNKN. RES	PERCENT SUCCESSFUL TOTAL	PERCENT SUCCESSFUL UNIT RES	PERCENT SUCCESSFUL OTHER STATE RES	PERCENT SUCCESSFUL NON-RES	PERCENT SUCCESSFUL UNKN. RES	EFFORT TOTAL HUNTER DAYS	EFFORT AVG. HUNTER EFFORT
Unit/Subunit 26A																			
BLACK BEAR	General Season		n/a	n/a	n/a	n/a	n/a	n/a	n/a	n/a	n/a	n/a	n/a	n/a	n/a	n/a	n/a	n/a	n/a
BROWN BEAR	General Season		11	1	10	0	0	n/a	n/a	n/a	n/a	n/a	n/a	n/a	n/a	0.00	0.00	n/a	n/a
BROWN BEAR	Drawing	DB985	5	0	0	5	0	1	0	0	1	0	83.33	0.00	0.00	83.33	0.00	n/a	n/a
BROWN BEAR	Drawing	DB986	1	0	0	1	0	4	0	0	4	0	20.00	0.00	0.00	20.00	0.00	n/a	n/a
BROWN BEAR	Drawing	DB995	4	0	0	4	0	0	0	0	0	0	100.00	0.00	0.00	100.00	0.00	19	4.75
BROWN BEAR	Drawing	DB996	2	0	0	2	0	1	0	0	1	0	66.67	0.00	0.00	66.67	0.00	n/a	n/a
BROWN BEAR	Registration	NWBB	0	0	0	0	0	n/a	n/a	n/a	n/a	n/a	0.00	0.00	0.00	0.00	0.00	n/a	n/a
BROWN BEAR	**TOTAL SUBUNIT**		23	1	10	12	0	6	0	0	6	0							
CARIBOU	General Season		n/a	n/a	n/a	n/a	n/a	n/a	n/a	n/a	n/a	n/a	n/a	n/a	n/a	n/a	n/a	n/a	n/a
LYNX	Hunting/Trapping		0	0	0	0	0	n/a	n/a	n/a	n/a	n/a	0.00	0.00	0.00	0.00	0.00	n/a	n/a
MARTEN	Trapping		n/a	n/a	n/a	n/a	n/a	n/a	n/a	n/a	n/a	n/a	n/a	n/a	n/a	n/a	n/a	n/a	n/a
MOOSE	General Season		63	8	25	29	1	38	7	15	15	1	62.38	53.33	62.50	65.91	50.00	591	5.85
OTTER	Trapping		0	0	0	0	0	n/a	n/a	n/a	n/a	n/a	0.00	0.00	0.00	0.00	0.00	n/a	n/a
SHEEP	General Season		8	0	1	7	0	13	0	7	6	0	38.10	0.00	12.50	53.85	0.00	135	6.43
WOLF	Hunting/Trapping		59	51	8	0	0	n/a	n/a	n/a	n/a	n/a	n/a	n/a	n/a	0.00	0.00	n/a	n/a
WOLVERINE	Hunting/Trapping		14	11	2	1	0	n/a	n/a	n/a	n/a	n/a	n/a	n/a	n/a	n/a	0.00	n/a	n/a
Unit/Subunit 26B																			
BLACK BEAR	General Season		n/a	n/a	n/a	n/a	n/a	n/a	n/a	n/a	n/a	n/a	n/a	n/a	n/a	n/a	n/a	n/a	n/a
BROWN BEAR	General Season		10	1	9	0	0	n/a	n/a	n/a	n/a	n/a	n/a	n/a	n/a	0.00	0.00	n/a	n/a
BROWN BEAR	Drawing	DB987	2	0	0	2	0	1	0	0	1	0	66.67	0.00	0.00	66.67	0.00	18	6.00
BROWN BEAR	Drawing	DB997	0	0	0	0	0	0	0	0	0	0	0.00	0.00	0.00	0.00	0.00	0	0.00
BROWN BEAR	**TOTAL SUBUNIT**		12	1	9	2	0	1	0	0	1	0							
CARIBOU	General Season		372	0	321	51	0	n/a	n/a	n/a	n/a	n/a	n/a	0.00	n/a	n/a	0.00	n/a	n/a
LYNX	Hunting/Trapping		4	0	4	0	0	n/a	n/a	n/a	n/a	n/a	n/a	0.00	n/a	0.00	0.00	n/a	n/a
MARTEN	Trapping		n/a	n/a	n/a	n/a	n/a	n/a	n/a	n/a	n/a	n/a	n/a	n/a	n/a	n/a	n/a	n/a	n/a
MOOSE	General Season		30	1	21	7	1	53	1	41	10	1	36.14	50.00	33.87	41.18	50.00	441	5.31
MUSKOX	Tier II	TX110	1	1	0	0	0	0	0	0	0	0	100.00	100.00	0.00	0.00	0.00	3	3.00
OTTER	Trapping		0	0	0	0	0	n/a	n/a	n/a	n/a	n/a	0.00	0.00	0.00	0.00	0.00	n/a	n/a
SHEEP	General Season		41	0	34	7	0	142	0	132	8	2	22.40	0.00	20.48	46.67	0.00	975	5.33
SHEEP	Federal	RS699	0	0	0	0	0	6	0	6	0	0	0.00	0.00	0.00	0.00	0.00	n/a	n/a
SHEEP	**TOTAL SUBUNIT**		41	0	34	7	0	148	0	138	8	2							
WOLF	Hunting/Trapping		31	0	28	1	2	n/a	n/a	n/a	n/a	n/a	n/a	0.00	n/a	n/a	n/a	n/a	n/a
WOLVERINE	Hunting/Trapping		11	0	11	0	0	n/a	n/a	n/a	n/a	n/a	n/a	0.00	n/a	0.00	0.00	n/a	n/a
Unit/Subunit 26C																			
BLACK BEAR	General Season		n/a	n/a	n/a	n/a	n/a	n/a	n/a	n/a	n/a	n/a	n/a	n/a	n/a	n/a	n/a	n/a	n/a
BROWN BEAR	General Season		7	1	6	0	0	n/a	n/a	n/a	n/a	n/a	n/a	n/a	n/a	0.00	0.00	n/a	n/a
BROWN BEAR	Drawing	DB988	0	0	0	0	0	0	0	0	0	0	0.00	0.00	0.00	0.00	0.00	0	0.00
BROWN BEAR	Drawing	DB989	0	0	0	0	0	0	0	0	0	0	0.00	0.00	0.00	0.00	0.00	0	0.00
BROWN BEAR	Drawing	DB998	0	0	0	0	0	0	0	0	0	0	0.00	0.00	0.00	0.00	0.00	0	0.00
BROWN BEAR	Drawing	DB999	0	0	0	0	0	0	0	0	0	0	0.00	0.00	0.00	0.00	0.00	0	0.00
BROWN BEAR	**TOTAL SUBUNIT**		7	1	6	0	0	0	0	0	0	0							
CARIBOU	General Season		34	5	27	1	1	n/a	n/a	n/a	n/a	n/a	n/a	n/a	n/a	n/a	n/a	n/a	n/a
LYNX	Hunting/Trapping		0	0	0	0	0	n/a	n/a	n/a	n/a	n/a	0.00	0.00	0.00	0.00	0.00	n/a	n/a
MARTEN	Trapping		n/a	n/a	n/a	n/a	n/a	n/a	n/a	n/a	n/a	n/a	n/a	n/a	n/a	n/a	n/a	n/a	n/a
MOOSE	General Season		4	1	2	1	0	4	0	3	1	0	50.00	100.00	40.00	50.00	0.00	41	5.13

1993-94 HUNTER INFORMATION BY UNIT/SUBUNIT: UNIT 26

SPECIES	TYPE	HUNT	SUCCESSFUL HUNTERS TOTAL	UNIT RES	OTHER STATE RES	NON-RES	UNKN. RES	UNSUCCESSFUL HUNTERS TOTAL	UNIT RES	OTHER STATE RES	NON-RES	UNKN. RES	PERCENT SUCCESSFUL TOTAL	UNIT RES	OTHER STATE RES	NON-RES	UNKN. RES	EFFORT TOTAL HUNTER DAYS	EFFORT AVG. HUNTER EFFORT
Unit/Subunit 26C																			
MUSKOX	Federal	RX113	7	7	0	0	0	0	0	0	0	0	100.00	100.00	0.00	0.00	0.00	16	2.29
OTTER	Trapping		0	0	0	0	0	n/a	n/a	n/a	n/a	n/a	0.00	0.00	0.00	0.00	0.00	n/a	n/a
SHEEP	General Season		57	0	33	24	0	39	0	34	5	0	59.38	0.00	49.25	82.76	0.00	571	5.95
SHEEP	Registration	RS595	4	1	3	0	0	1	1	0	0	0	80.00	50.00	100.00	0.00	0.00	12	2.40
SHEEP	Federal	RS799	5	3	2	0	0	2	1	1	0	0	71.43	75.00	66.67	0.00	0.00	38	5.43
SHEEP	**TOTAL SUBUNIT**		66	4	38	24	0	42	2	35	5	0							
WOLF	Hunting/Trapping		0	0	0	0	0	n/a	n/a	n/a	n/a	n/a	0.00	0.00	0.00	0.00	0.00	n/a	n/a
WOLVERINE	Hunting/Trapping		1	1	0	0	0	n/a	n/a	n/a	n/a	n/a	n/a	n/a	0.00	0.00	0.00	n/a	n/a
Unit/Subunit 26Z																			
MOOSE	General Season		0	0	0	0	0	1	0	1	0	0	0.00	0.00	0.00	0.00	0.00	3	3.00
SHEEP	General Season		3	1	2	0	0	2	0	2	0	0	60.00	100.00	50.00	0.00	0.00	16	3.20

1993-94 HUNTER INFORMATION BY UNIT/SUBUNIT: UNIT 26

SPECIES	TYPE	HUNT TOTAL	SUCCESSFUL HUNTERS				UNSUCCESSFUL HUNTERS				
			UNIT RES	OTHER STATE RES	NON-RES	UNKN. RES	TOTAL	UNIT RES	OTHER STATE RES	NON-RES	UNKN. RES
UNIT 26 TOTALS FOR SPECIES AND HUNT TYPE											
BLACK BEAR	General Season	n/a	n/a	n/a	n/a	n/a	n/a	n/a	n/a	n/a	n/a
BROWN BEAR	Drawing	14	0	0	14	0	7	0	0	7	0
BROWN BEAR	General Season	28	3	25	0	0	n/a	n/a	n/a	n/a	n/a
BROWN BEAR	Registration	0	0	0	0	0	0	0	0	0	0
CARIBOU	General Season	406	5	348	52	1	n/a	n/a	n/a	n/a	n/a
LYNX	Hunting/Trapping	4	0	4	0	0	n/a	n/a	n/a	n/a	n/a
MARTEN	Trapping	n/a	n/a	n/a	n/a	n/a	n/a	n/a	n/a	n/a	n/a
MOOSE	General Season	97	10	48	37	2	96	8	60	26	2
MUSKOX	Federal	7	7	0	0	0	0	0	0	0	0
MUSKOX	Tier II	1	1	0	0	0	0	0	0	0	0
OTTER	Trapping	0	0	0	0	0	n/a	n/a	n/a	n/a	n/a
SHEEP	Federal	5	3	2	0	0	8	1	7	0	0
SHEEP	General Season	109	1	70	38	0	196	0	175	19	2
SHEEP	Registration	4	1	3	0	0	1	1	0	0	0
WOLF	Hunting/Trapping	90	51	36	1	2	n/a	n/a	n/a	n/a	n/a
WOLVERINE	Hunting/Trapping	26	12	13	1	0	n/a	n/a	n/a	n/a	n/a
UNIT 26 TOTALS											
BLACK BEAR	**TOTAL UNIT**	n/a	n/a	n/a	n/a	n/a	n/a	n/a	n/a	n/a	n/a
BROWN BEAR	**TOTAL UNIT**	42	3	25	14	0	7	0	0	7	0
CARIBOU	**TOTAL UNIT**	406	5	348	52	1	n/a	n/a	n/a	n/a	n/a
LYNX	**TOTAL UNIT**	4	0	4	0	0	n/a	n/a	n/a	n/a	n/a
MARTEN	**TOTAL UNIT**	n/a	n/a	n/a	n/a	n/a	n/a	n/a	n/a	n/a	n/a
MOOSE	**TOTAL UNIT**	97	10	48	37	2	96	8	60	26	2
MUSKOX	**TOTAL UNIT**	8	8	0	0	0	0	0	0	0	0
OTTER	**TOTAL UNIT**	0	0	0	0	0	n/a	n/a	n/a	n/a	n/a
SHEEP	**TOTAL UNIT**	118	5	75	38	0	205	2	182	19	2
WOLF	**TOTAL UNIT**	90	51	36	1	2	n/a	n/a	n/a	n/a	n/a
WOLVERINE	**TOTAL UNIT**	26	12	13	1	0	n/a	n/a	n/a	n/a	n/a

1993-94 HUNTER INFORMATION BY UNIT/SUBUNIT: UNIT 27 (UNKNOWNS)

SPECIES	TYPE	HUNT TOTAL	SUCCESSFUL HUNTERS: UNIT RES	SUCCESSFUL HUNTERS: OTHER STATE RES	SUCCESSFUL HUNTERS: NON-RES	SUCCESSFUL HUNTERS: UNKN. RES	UNSUCCESSFUL HUNTERS: TOTAL	UNSUCCESSFUL HUNTERS: UNIT RES	UNSUCCESSFUL HUNTERS: OTHER STATE RES	UNSUCCESSFUL HUNTERS: NON-RES	UNSUCCESSFUL HUNTERS: UNKN. RES	PERCENT SUCCESSFUL: TOTAL	PERCENT SUCCESSFUL: UNIT RES	PERCENT SUCCESSFUL: OTHER STATE RES	PERCENT SUCCESSFUL: NON-RES	PERCENT SUCCESSFUL: UNKN. RES	EFFORT: TOTAL HUNTER DAYS	EFFORT: AVG. HUNTER EFFORT
Unit/Subunit 27Z																		
BLACK BEAR	General Season	1	0	0	0	1	n/a	n/a	n/a	n/a	n/a	n/a	0.00	0.00	0.00	n/a	n/a	n/a
DEER	General Season	63	n/a	n/a	n/a	63	141	n/a	n/a	n/a	141	30.88	n/a	n/a	n/a	30.88	3396	16.65
MOOSE	General Season	47	0	40	7	0	307	0	270	35	2	13.28	0.00	12.90	16.67	0.00	1881	5.31
SHEEP	General Season	5	0	5	0	0	41	0	30	9	2	10.87	0.00	14.29	0.00	0.00	241	5.24
UNIT 27 TOTALS FOR SPECIES AND HUNT TYPE																		
BLACK BEAR	General Season	1	0	0	0	1	n/a	n/a	n/a	n/a	n/a							
DEER	General Season	63	n/a	n/a	n/a	63	141	0	0	0	141							
MOOSE	General Season	47	0	40	7	0	307	0	270	35	2							
SHEEP	General Season	5	0	5	0	0	41	0	30	9	2							
UNIT 27 TOTALS																		
BLACK BEAR	**TOTAL UNIT**	1	0	0	0	1	n/a	n/a	n/a	n/a	n/a							
DEER	**TOTAL UNIT**	63	n/a	n/a	n/a	63	141	0	0	0	141							
MOOSE	**TOTAL UNIT**	47	0	40	7	0	307	0	270	35	2							
SHEEP	**TOTAL UNIT**	5	0	5	0	0	41	0	30	9	2							

1993-94 HUNTER INFORMATION BY UNIT/SUBUNIT: STATEWIDE

SPECIES	TYPE	HUNT TOTAL	SUCCESSFUL HUNTERS UNIT RES	SUCCESSFUL HUNTERS OTHER STATE RES	SUCCESSFUL HUNTERS NON-RES	SUCCESSFUL HUNTERS UNKN. RES	UNSUCCESSFUL HUNTERS TOTAL	UNSUCCESSFUL HUNTERS UNIT RES	UNSUCCESSFUL HUNTERS TOTAL STATE RES	UNSUCCESSFUL HUNTERS NON-RES	UNSUCCESSFUL HUNTERS UNKN. RES
STATEWIDE TOTALS FOR SPECIES AND HUNT TYPE											
BEAVER	Trapping	4285	3489	467	n/a	329	n/a	n/a	n/a	n/a	n/a
BISON	Drawing	130	22	102	3	3	21	0	19	0	2
BLACK BEAR	General Season	1494	531	507	424	32	n/a	n/a	n/a	n/a	n/a
BROWN BEAR	Drawing	124	6	73	45	0	142	9	111	22	0
BROWN BEAR	Federal	0	0	0	0	0	0	0	0	0	0
BROWN BEAR	General Season	897	79	276	519	23	n/a	n/a	n/a	n/a	n/a
BROWN BEAR	Registration	243	43	34	164	2	500	217	136	144	14
CARIBOU	Drawing	35	10	25	0	0	123	26	91	3	3
CARIBOU	Federal	397	358	39	0	0	745	720	25	0	0
CARIBOU	General Season	3386	157	1581	1079	569	598	101	307	120	93
CARIBOU	Registration	566	289	255	19	3	2240	1108	1109	21	2
CARIBOU	Tier II	4739	339	4400	0	0	2337	298	2039	0	0
DEER	General Season	8688	4615	3799	211	63	4652	2731	1623	157	141
DEER	Registration	154	150	2	2	0	408	402	3	3	0
ELK	Drawing	73	34	38	1	0	95	33	55	4	3
ELK	Registration	14	10	4	0	0	175	101	72	2	0
LYNX	Hunting/Trapping	1095	853	177	1	64	n/a	n/a	n/a	n/a	n/a
MARTEN	Trapping	1668	1193	439	1	35	n/a	n/a	n/a	n/a	n/a
MOOSE	Drawing	474	362	97	7	8	442	294	132	5	11
MOOSE	Federal	73	57	16	0	0	483	348	135	0	0
MOOSE	General Season	6225	2579	2577	891	178	18320	9740	7147	1044	389
MOOSE	Registration	372	256	97	19	0	1799	1371	402	24	2
MOOSE	Tier II	138	117	21	0	0	236	196	40	0	0
MT. GOAT	Drawing	154	37	102	12	3	161	42	115	2	2
MT. GOAT	Federal	4	0	4	0	0	6	5	1	0	0
MT. GOAT	Registration	383	186	125	71	1	757	428	291	33	5
MT. GOAT	Tier II	6	5	1	0	0	21	10	11	0	0
MUSKOX	Drawing	35	0	33	2	0	0	0	0	0	0
MUSKOX	Federal	7	7	0	0	0	0	0	0	0	0
MUSKOX	Registration	49	45	2	2	0	0	0	0	0	0
MUSKOX	Tier II	1	1	0	0	0	0	0	0	0	0
OTTER	Trapping	978	758	158	n/a	62	n/a	n/a	n/a	n/a	n/a
SHEEP	Drawing	166	92	59	10	5	298	187	101	4	6
SHEEP	Federal	9	7	2	0	0	25	18	7	0	0
SHEEP	General Season	908	83	493	312	20	2044	399	1441	167	37
SHEEP	Registration	18	12	6	0	0	9	8	1	0	0
SHEEP	Subsistence	n/a	n/a	n/a	n/a	n/a	n/a	n/a	n/a	n/a	n/a
WOLF	Hunting/Trapping	1477	816	440	29	192	n/a	n/a	n/a	n/a	n/a
WOLVERINE	Hunting/Trapping	467	296	135	7	29	n/a	n/a	n/a	n/a	n/a

1993-94 HUNTER INFORMATION BY UNIT/SUBUNIT:STATEWIDE

SPECIES	TYPE	HUNT TOTAL	SUCCESSFUL HUNTERS				UNSUCCESSFUL HUNTERS				
			UNIT RES	OTHER STATE RES	NON-RES	UNKN. RES	TOTAL	UNIT RES	TOTAL STATE RES	NON-RES	UNKN. RES
STATEWIDE TOTALS FOR SPECIES											
BEAVER	**TOTAL STATEWIDE**	4285	3489	467	n/a	329	n/a	n/a	n/a	n/a	n/a
BISON	**TOTAL STATEWIDE**	130	22	102	3	3	21	0	19	0	2
BLACK BEAR	**TOTAL STATEWIDE**	1494	531	507	424	32	n/a	n/a	n/a	n/a	n/a
BROWN BEAR	**TOTAL STATEWIDE**	1264	128	383	728	25	642	226	247	166	14
CARIBOU	**TOTAL STATEWIDE**	9123	1153	6300	1098	572	6043	2253	3571	144	98
DEER	**TOTAL STATEWIDE**	8842	4765	3801	213	63	5060	3133	1626	160	141
ELK	**TOTAL STATEWIDE**	87	44	42	1	0	270	134	127	6	3
LYNX	**TOTAL STATEWIDE**	1095	853	177	1	64	n/a	n/a	n/a	n/a	n/a
MARTEN	**TOTAL STATEWIDE**	1668	1193	439	1	35	n/a	n/a	n/a	n/a	n/a
MOOSE	**TOTAL STATEWIDE**	7282	3371	2808	917	186	21280	11949	7856	1073	402
MT. GOAT	**TOTAL STATEWIDE**	547	228	232	83	4	945	485	418	35	7
MUSKOX	**TOTAL STATEWIDE**	92	53	35	4	0	0	0	0	0	0
OTTER	**TOTAL STATEWIDE**	978	758	158	n/a	62	n/a	n/a	n/a	n/a	n/a
SHEEP	**TOTAL STATEWIDE**	1101	194	560	322	25	2376	612	1550	171	43
WOLF	**TOTAL STATEWIDE**	1477	816	440	29	192	n/a	n/a	n/a	n/a	n/a
WOLVERINE	**TOTAL STATEWIDE**	467	296	135	7	29	n/a	n/a	n/a	n/a	n/a



1993-94 SUBSISTENCE HUNTS, HARVEST INFORMATION

GMU	TYPE	HUNT	TOTAL HARVEST	SEX			DLP	UNREPORTED ILLEGAL	AVERAGE HORN LGTH./ ANTLER WIDTH	COMMENTS
				MALE	FEMALE	UNKNOWN				
BROWN BEAR										
09E	Federal	RB364	0	0	0	0	0.00			Hunt held, No effort
23	Registration	NWBB	5	0	0	5	0.00	0		NWBB = Northwest Brown Bear subsistence hunt. Use of aircraft not permitted for transporting hunters, gear or bears harvested except to and from state-maintained airports. Thirty four residents of Unit 23 and 7 nonlocal Alaskan residents did not report. This hunt open to residents of Alaska only.
24	Registration	NWBB	0	0	0	0	0.00	0		NWBB = Northwest Brown Bear subsistence hunt. Hunt held. No effort. Use of aircraft not permitted for transporting hunters, gear or bears harvested except to and from state-maintained airports
26A	Registration	NWBB	0	0	0	0	0.00	0		NWBB = Northwest Brown Bear subsistence hunt. Hunt held. No success. Use of aircraft not permitted for transporting hunters, gear or bears harvested except to and from state-maintained airports
17A	Registration	WBB	0	0	0	0	0.00	0		WBB = Western Brown Bear subsistence hunt. Hunt held, no effort
17B	Registration	WBB	0	0	0	0	0.00	0		WBB = Western Brown Bear subsistence hunt. Hunt held, no effort
18	Registration	WBB	4	4	0	0	0.00	0		WBB = Western Brown Bear subsistence hunt
19A	Registration	WBB	0	0	0	0	0.00	0		WBB = Western Brown Bear subsistence hunt. Hunt held, no effort
19B	Registration	WBB	0	0	0	0	0.00	0		WBB = Western Brown Bear subsistence hunt. Hunt held, no effort
	TOTAL REGISTRATION		9	4	0	5		0		
	TOTAL STATEWIDE		9	4	0	5	0	0		
CARIBOU										
10	Federal	RC109	n/a	n/a	n/a	n/a	0.00	n/a	n/a	Hunt not held. See also S. Alaska Peninsula Herd summary
12	Federal	RC412	12	12	0	0	0.00	n/a	n/a	See also Nelchina Herd summary
13A	Federal	RC513	5	5	0	0	0.00	n/a	n/a	See also Nelchina Herd summary
13B	Federal	RC513	275	176	95	4	0.00	n/a	n/a	See also Nelchina Herd summary
13C	Federal	RC513	0	0	0	0	0.00	n/a	n/a	See also Nelchina Herd summary
13D	Federal	RC513	2	2	0	0	0.00	n/a	n/a	See also Nelchina Herd summary
13E	Federal	RC513	39	16	23	0	0.00	n/a	n/a	See also Nelchina Herd summary
13Z	Federal	RC513	10	3	6	1	0.00	n/a	n/a	See also Nelchina Herd summary
18	Federal	RC718	53	53	0	0	0.00	n/a	n/a	See also Kilbuck Herd summary
20E	Federal	RC820	1	1	0	0	0.00	n/a	n/a	See also Fortymile Herd summary
	TOTAL FEDERAL		397	268	124	5		n/a		

1993-94 SUBSISTENCE HUNTS, HARVEST INFORMATION

GMU	TYPE	HUNT	TOTAL HARVEST	SEX MALE	SEX FEMALE	SEX UNKNOWN	DLP	UNREPORTED ILLEGAL	AVERAGE HORN LGTH./ ANTLER WIDTH	COMMENTS
CARIBOU										
13A	Tier II	TC566	1091	793	293	5	0.00	0	n/a	See also Nelchina Herd summary
13B	Tier II	TC566	1393	914	473	6	0.00	0	n/a	See also Nelchina Herd summary
13C	Tier II	TC566	53	43	9	1	0.00	0	n/a	See also Nelchina Herd summary
13D	Tier II	TC566	15	10	5	0	0.00	0	n/a	See also Nelchina Herd summary
13E	Tier II	TC566	1566	764	796	6	0.00	0	n/a	See also Nelchina Herd summary
13Z	Tier II	TC566	621	304	311	6	0.00	0	n/a	See also Nelchina Herd summary
	TOTAL TIER II		4739	2828	1887	24		0		
	TOTAL STATEWIDE		5136	3096	2011	29		0		
MOOSE										
01B	Federal	RM031	10	10	0	0	0.00	n/a	45.00	
09C	Federal	RM232	n/a	n/a	n/a	n/a	0.00	n/a	n/a	
13A	Federal	RM313	5	5	0	0	0.00	n/a	44.50	
13B	Federal	RM313	26	26	0	0	0.00	n/a	32.77	
13C	Federal	RM313	1	1	0	0	0.00	n/a	40.00	
13D	Federal	RM313	11	11	0	0	0.00	n/a	42.86	
13E	Federal	RM313	5	5	0	0	0.00	n/a	47.30	
13Z	Federal	RM313	4	4	0	0	0.00	n/a	33.00	
16B	Federal	RM568	n/a	n/a	n/a	n/a	0.00	n/a	n/a	
20B	Federal	RM780	6	6	0	0	0.00	n/a	51.25	
20F	Federal	RM790	0	0	0	0	0.00	n/a	n/a	Hunt held. No success.
24	Federal	RM891	5	5	0	0	0.00	n/a	37.00	
25A	Federal	RM942	0	0	0	0	0.00	n/a	n/a	No permits issued
25D	Federal	RM945	0	0	0	0	0.00	n/a	n/a	No permits issued
	TOTAL FEDERAL		73	73	0	0		n/a		
01D	Tier II	TM059	24	24	0	0	0.00	1	45.16	3 of the bulls were sublegal-all were reported by hunters; 1 cow found dead-no hunter identified
15C	Tier II	TM549	1	1	0	0	0.00	0	1.00	
16B	Tier II	TM565	22	7	15	0	0.00	0	n/a	
16B	Tier II	TM567	10	4	6	0	0.00	0	n/a	
16B	Tier II	TM569	12	12	0	0	0.00	0	38.44	Fall season = 4 males; Winter season = 8 males
19A	Tier II	TM684	12	11	1	0	0.00	0	n/a	
20B	Tier II	TM785	47	47	0	0	0.00	0	40.13	
20D	Tier II	TM787	0	0	0	0	0.00	0	n/a	
25D	Tier II	TM940	10	10	0	0	0.00	0	47.78	
	TOTAL TIER II		138	116	22	0		1		
	TOTAL STATEWIDE		211	189	22	0		1		

1993-94 SUBSISTENCE HUNTS, HARVEST INFORMATION

GMU	TYPE	HUNT	TOTAL HARVEST	SEX			DLP	UNREPORTED ILLEGAL	AVERAGE HORN LGTH./ ANTLER WIDTH	COMMENTS
				MALE	FEMALE	UNKNOWN				
MT. GOAT										
01B	Federal	RG005	1	1	0	0	0.00	n/a	n/a	
06D	Federal	RG221	3	2	1	0	0.00	n/a	n/a	
	TOTAL FEDERAL		4	3	1	0		n/a		
15C	Tier II	TG364	4	4	0	0	0.00	0	8.75	
15C	Tier II	TG365	2	1	1	0	0.00	0	9.38	
	TOTAL TIER II		6	5	1	0		0		
	TOTAL STATEWIDE		10	8	2	0		0		
MUSKOX										
26C	Federal	RX113	7	7	0	0	0.00	n/a		
26B	Tier II	TX110	1	1	0	0	0.00	0		2 permits issued, 1 hunted
	TOTAL STATEWIDE		8	8	0	0		0		
SHEEP										
24	Federal	RS424	4	4	0	0	0.00	n/a	35.88	27 permits issued, 21 reported
25A	Federal	RS597	0	0	0	0	0.00	n/a	n/a	No permits issued
25A	Federal	RS598	0	0	0	0	0.00	n/a	n/a	No permits issued
26B	Federal	RS699	0	0	0	0	0.00	n/a	n/a	11 permits issued, 6 reported
26C	Federal	RS799	5	4	1	0	0.00	n/a	20.88	6 permits issued
	TOTAL FEDERAL		9	8	1	0		n/a		
24	Subsistence		0	0	0	0	0.00	0	n/a	Gates of the Arctic Subsistence Hunt. Hunt held, no effort.
	TOTAL STATEWIDE		9	8	1	0		0		

1993-94 SUBSISTENCE HUNTS, HUNTER INFORMATION

GMU	TYPE	HUNT	SUCCESSFUL HUNTERS TOTAL	SUCCESSFUL HUNTERS UNIT RES	SUCCESSFUL HUNTERS OTHER STATE RES	SUCCESSFUL HUNTERS NON-RES	SUCCESSFUL HUNTERS UNKN. RES	UNSUCCESSFUL HUNTERS TOTAL	UNSUCCESSFUL HUNTERS UNIT RES	UNSUCCESSFUL HUNTERS OTHER STATE RES	UNSUCCESSFUL HUNTERS NON-RES	UNSUCCESSFUL HUNTERS UNKN. RES	PERCENT SUCCESSFUL TOTAL	PERCENT SUCCESSFUL UNIT RES	PERCENT SUCCESSFUL OTHER STATE RES	PERCENT SUCCESSFUL NON-RES	PERCENT SUCCESSFUL UNKN. RES	EFFORT TOTAL HUNTER DAYS	EFFORT AVG. HUNTER EFFORT
BROWN BEAR																			
09E	Federal	RB364	0	0	0	0	0	0	0	0	0	0	0.00	0.00	0.00	0.00	0.00	0	0.00
23	Registration	NWBB	5	3	2	0	0	41	27	14	0	0	10.87	10.00	12.50	0.00	0.00	n/a	n/a
24	Registration	NWBB	0	0	0	0	0	0	0	0	0	0	0.00	0.00	0.00	0.00	0.00	0	0.00
26A	Registration	NWBB	0	0	0	0	0	n/a	n/a	n/a	n/a	n/a	0.00	0.00	0.00	0.00	0.00	n/a	n/a
17A	Registration	WBB	0	0	0	0	0	0	0	0	0	0	0.00	0.00	0.00	0.00	0.00	0	0.00
17B	Registration	WBB	0	0	0	0	0	0	0	0	0	0	0.00	0.00	0.00	0.00	0.00	0	0.00
18	Registration	WBB	4	3	1	0	0	22	22	0	0	0	15.38	12.00	100.00	0.00	0.00	n/a	n/a
19A	Registration	WBB	0	0	0	0	0	0	0	0	0	0	0.00	0.00	0.00	0.00	0.00	0	0.00
19B	Registration	WBB	0	0	0	0	0	0	0	0	0	0	0.00	0.00	0.00	0.00	0.00	0	0.00
	TOTAL REGISTRATION		9	6	3	0	0	63	49	14	0	0							
	TOTAL STATEWIDE		9	6	3	0	0	63	49	14	0	0							
CARIBOU																			
10	Federal	RC109	n/a	n/a	n/a	n/a	n/a	n/a	n/a	n/a	n/a	n/a	n/a	n/a	n/a	n/a	n/a	n/a	n/a
12	Federal	RC412	12	11	1	0	0	8	8	0	0	0	60.00	57.89	100.00	0.00	0.00	40	2.00
13A	Federal	RC513	5	5	0	0	0	15	15	0	0	0	25.00	25.00	0.00	0.00	0.00	170	8.50
13B	Federal	RC513	275	250	25	0	0	464	455	9	0	0	37.21	35.46	73.53	0.00	0.00	4953	6.70
13C	Federal	RC513	0	0	0	0	0	3	3	0	0	0	0.00	0.00	0.00	0.00	0.00	47	15.67
13D	Federal	RC513	2	2	0	0	0	7	7	0	0	0	22.22	22.22	0.00	0.00	0.00	91	10.11
13E	Federal	RC513	39	35	4	0	0	26	26	0	0	0	60.00	57.38	100.00	0.00	0.00	256	3.94
13Z	Federal	RC513	10	5	5	0	0	100	100	0	0	0	9.09	4.76	100.00	0.00	0.00	1151	10.46
18	Federal	RC718	53	49	4	0	0	91	91	0	0	0	36.81	35.00	100.00	0.00	0.00	144	1.00
20E	Federal	RC820	1	1	0	0	0	31	15	16	0	0	3.13	6.25	0.00	0.00	0.00	160	5.00
	TOTAL FEDERAL		397	358	39	0	0	745	720	25	0	0							
13A	Tier II	TC566	1091	62	1029	0	0	745	79	666	0	0	59.42	43.97	60.71	0.00	0.00	11042	6.01
13B	Tier II	TC566	1393	173	1220	0	0	478	88	390	0	0	74.45	66.28	75.78	0.00	0.00	10706	5.72
13C	Tier II	TC566	53	15	38	0	0	48	19	29	0	0	52.48	44.12	56.72	0.00	0.00	770	7.62
13D	Tier II	TC566	15	4	11	0	0	10	5	5	0	0	60.00	44.44	68.75	0.00	0.00	185	7.40
13E	Tier II	TC566	1566	50	1516	0	0	425	18	407	0	0	78.65	73.53	78.84	0.00	0.00	8761	4.40
13Z	Tier II	TC566	621	35	586	0	0	631	89	542	0	0	49.60	28.23	51.95	0.00	0.00	7872	6.29
	TOTAL TIER II		4739	339	4400	0	0	2337	298	2039	0	0							
	TOTAL STATEWIDE		5136	697	4439	0	0	3082	1018	2064	0	0							
MOOSE																			
01B	Federal	RM031	10	0	10	0	0	131	1	130	0	0	7.09	0.00	7.14	0.00	0.00	241	1.71
09C	Federal	RM232	n/a	n/a	n/a	n/a	n/a	n/a	n/a	n/a	n/a	n/a	n/a	n/a	n/a	n/a	n/a	n/a	n/a
13A	Federal	RM313	5	4	1	0	0	13	13	0	0	0	27.78	23.53	100.00	0.00	0.00	130	7.22
13B	Federal	RM313	26	23	3	0	0	196	193	3	0	0	11.71	10.65	50.00	0.00	0.00	1689	7.61
13C	Federal	RM313	1	1	0	0	0	5	5	0	0	0	16.67	16.67	0.00	0.00	0.00	47	7.83
13D	Federal	RM313	11	10	1	0	0	39	39	0	0	0	22.00	20.41	100.00	0.00	0.00	343	6.86
13E	Federal	RM313	5	5	0	0	0	15	15	0	0	0	25.00	25.00	0.00	0.00	0.00	125	6.25
13Z	Federal	RM313	4	3	1	0	0	60	58	2	0	0	6.25	4.92	33.33	0.00	0.00	563	8.80
16B	Federal	RM568	n/a	n/a	n/a	n/a	n/a	n/a	n/a	n/a	n/a	n/a	n/a	n/a	n/a	n/a	n/a	n/a	n/a
20B	Federal	RM780	6	6	0	0	0	14	14	0	0	0	30.00	30.00	0.00	0.00	0.00	148	7.40
20F	Federal	RM790	0	0	0	0	0	1	1	0	0	0	0.00	0.00	0.00	0.00	0.00	2	2.00

1993-94 SUBSISTENCE HUNTS, HUNTER INFORMATION

GMU	TYPE	HUNT	SUCCESSFUL HUNTERS TOTAL	SUCCESSFUL HUNTERS UNIT RES	SUCCESSFUL HUNTERS OTHER STATE RES	SUCCESSFUL HUNTERS NON-RES	SUCCESSFUL HUNTERS UNKN. RES	UNSUCCESSFUL HUNTERS TOTAL	UNSUCCESSFUL HUNTERS UNIT RES	UNSUCCESSFUL HUNTERS OTHER STATE RES	UNSUCCESSFUL HUNTERS NON-RES	UNSUCCESSFUL HUNTERS UNKN. RES	PERCENT SUCCESSFUL TOTAL	PERCENT SUCCESSFUL UNIT RES	PERCENT SUCCESSFUL OTHER STATE RES	PERCENT SUCCESSFUL NON-RES	PERCENT SUCCESSFUL UNKN. RES	EFFORT TOTAL HUNTER DAYS	EFFORT AVG. HUNTER EFFORT
MOOSE																			
24	Federal	RM891	5	5	0	0	0	9	9	0	0	0	35.71	35.71	0.00	0.00	0.00	122	8.71
25A	Federal	RM942	0	0	0	0	0	0	0	0	0	0	0.00	0.00	0.00	0.00	0.00	0	0.00
25D	Federal	RM945	0	0	0	0	0	0	0	0	0	0	0.00	0.00	0.00	0.00	0.00	0	0.00
	TOTAL FEDERAL		73	57	16	0	0	483	348	135	0	0							
01D	Tier II	TM059	24	24	0	0	0	83	83	0	0	0	22.43	22.43	0.00	0.00	0.00	227	2.12
15C	Tier II	TM549	1	1	0	0	0	4	4	0	0	0	20.00	20.00	0.00	0.00	0.00	60	12.00
16B	Tier II	TM565	22	16	6	0	0	3	0	3	0	0	88.00	100.00	66.67	0.00	0.00	73	2.92
16B	Tier II	TM567	10	5	5	0	0	0	0	0	0	0	100.00	100.00	100.00	0.00	0.00	12	1.20
16B	Tier II	TM569	12	7	5	0	0	21	9	12	0	0	36.36	43.75	29.41	0.00	0.00	211	6.39
19A	Tier II	TM684	12	12	0	0	0	2	2	0	0	0	85.71	85.71	0.00	0.00	0.00	55	3.93
20B	Tier II	TM785	47	43	4	0	0	77	74	3	0	0	37.90	36.75	57.14	0.00	0.00	958	7.73
20D	Tier II	TM787	0	0	0	0	0	6	5	1	0	0	0.00	0.00	0.00	0.00	0.00	31	5.17
25D	Tier II	TM940	10	9	1	0	0	40	19	21	0	0	20.00	32.14	4.55	0.00	0.00	437	8.74
	TOTAL TIER II		138	117	21	0	0	236	196	40	0	0							
	TOTAL STATEWIDE		211	174	37	0	0	719	544	175	0	0							
MT. GOAT																			
01B	Federal	RG005	1	0	1	0	0	1	0	1	0	0	50.00	0.00	50.00	0.00	0.00	7	3.50
06D	Federal	RG221	3	0	3	0	0	5	5	0	0	0	37.50	0.00	100.00	0.00	0.00	16	2.00
	TOTAL FEDERAL		4	0	4	0	0	6	5	1	0	0							
15C	Tier II	TG364	4	4	0	0	0	7	4	3	0	0	36.36	50.00	0.00	0.00	0.00	29	2.64
15C	Tier II	TG365	2	1	1	0	0	14	6	8	0	0	12.50	14.29	11.11	0.00	0.00	106	6.63
	TOTAL TIER II		6	5	1	0	0	21	10	11	0	0							
	TOTAL STATEWIDE		10	5	5	0	0	27	15	12	0	0							
MUSKOX																			
26C	Federal	RX113	7	7	0	0	0	0	0	0	0	0	100.00	100.00	0.00	0.00	0.00	16	2.29
26B	Tier II	TX110	1	1	0	0	0	0	0	0	0	0	100.00	100.00	0.00	0.00	0.00	3	3.00
	TOTAL STATEWIDE		8	8	0	0	0	0	0	0	0	0							
SHEEP																			
24	Federal	RS424	4	4	0	0	0	17	17	0	0	0	19.05	19.05	0.00	0.00	0.00	n/a	n/a
25A	Federal	RS597	0	0	0	0	0	0	0	0	0	0	0.00	0.00	0.00	0.00	0.00	0	0.00
25A	Federal	RS598	0	0	0	0	0	0	0	0	0	0	0.00	0.00	0.00	0.00	0.00	0	0.00
26B	Federal	RS699	0	0	0	0	0	6	0	6	0	0	0.00	0.00	0.00	0.00	0.00	n/a	n/a
26C	Federal	RS799	5	3	2	0	0	2	1	1	0	0	71.43	75.00	66.67	0.00	0.00	38	5.43
	TOTAL FEDERAL		9	7	2	0	0	25	18	7	0	0							
24	Subsistence		0	0	0	0	0	0	0	0	0	0	0.00	0.00	0.00	0.00	0.00	0	0.00
	TOTAL STATEWIDE		9	7	2	0	0	25	18	7	0	0							

COMMERCIAL SERVICES /TRANSPORT TYPE

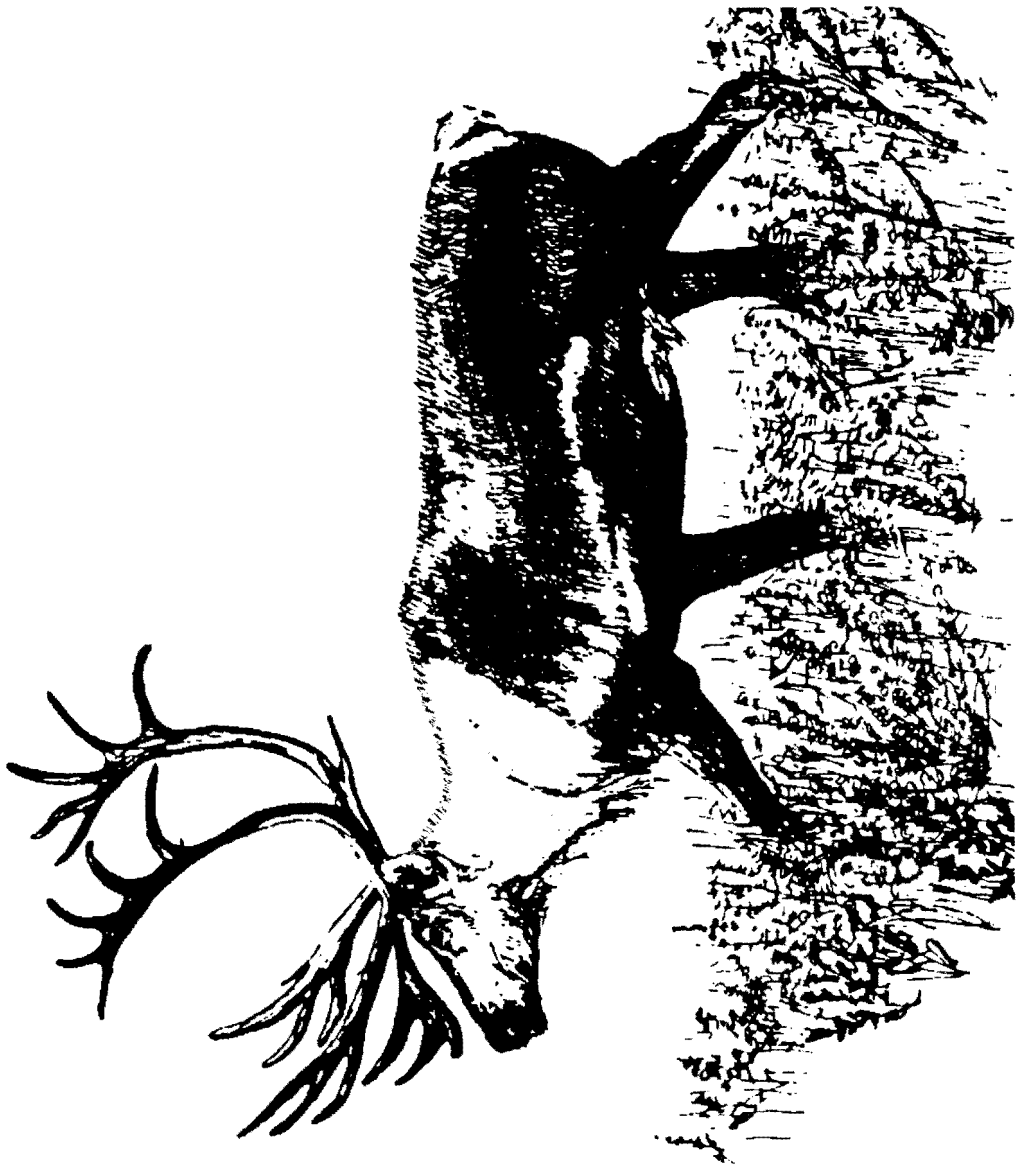

1993-94 COMMERCIAL SERVICES INFORMATION BY SPECIES

GMU	TYPE	SUCCESSFUL HUNTERS TOTAL	SUCCESSFUL HUNTERS SERVICES USED	SUCCESSFUL HUNTERS SERVICES NOT USED	SUCCESSFUL HUNTERS UNKN	UNSUCCESSFUL HUNTERS TOTAL	UNSUCCESSFUL HUNTERS SERVICES USED	UNSUCCESSFUL HUNTERS SERVICES NOT USED	UNSUCCESSFUL HUNTERS UNKN	PERCENT SUCCESS SERVICES USED	PERCENT SUCCESS SERVICES NOT USED	PERCENT SUCCESS SERVICES UNKN
BEAVER												
01	**TOTAL UNIT**	38	0	3	35	n/a	n/a	n/a	n/a	n/a	n/a	n/a
02	**TOTAL UNIT**	204	0	0	204	n/a	n/a	n/a	n/a	n/a	n/a	n/a
03	**TOTAL UNIT**	55	0	55	0	n/a	n/a	n/a	n/a	n/a	n/a	n/a
05	**TOTAL UNIT**	2	0	0	2	n/a	n/a	n/a	n/a	n/a	n/a	n/a
06	**TOTAL UNIT**	44	0	0	44	n/a	n/a	n/a	n/a	n/a	n/a	n/a
07	**TOTAL UNIT**	80	0	0	80	n/a	n/a	n/a	n/a	n/a	n/a	n/a
08	**TOTAL UNIT**	68	0	0	68	n/a	n/a	n/a	n/a	n/a	n/a	n/a
09	**TOTAL UNIT**	21	0	0	21	n/a	n/a	n/a	n/a	n/a	n/a	n/a
12	**TOTAL UNIT**	35	0	35	0	n/a	n/a	n/a	n/a	n/a	n/a	n/a
13	**TOTAL UNIT**	225	0	0	225	n/a	n/a	n/a	n/a	n/a	n/a	n/a
14	**TOTAL UNIT**	208	0	201	7	n/a	n/a	n/a	n/a	n/a	n/a	n/a
15	**TOTAL UNIT**	93	0	0	93	n/a	n/a	n/a	n/a	n/a	n/a	n/a
16	**TOTAL UNIT**	87	0	87	0	n/a	n/a	n/a	n/a	n/a	n/a	n/a
17	**TOTAL UNIT**	693	0	0	693	n/a	n/a	n/a	n/a	n/a	n/a	n/a
18	**TOTAL UNIT**	578	0	0	578	n/a	n/a	n/a	n/a	n/a	n/a	n/a
19	**TOTAL UNIT**	154	0	154	0	n/a	n/a	n/a	n/a	n/a	n/a	n/a
20	**TOTAL UNIT**	931	0	9	922	n/a	n/a	n/a	n/a	n/a	n/a	n/a
21	**TOTAL UNIT**	330	0	111	219	n/a	n/a	n/a	n/a	n/a	n/a	n/a
22	**TOTAL UNIT**	6	0	6	0	n/a	n/a	n/a	n/a	n/a	n/a	n/a
23	**TOTAL UNIT**	10	0	0	10	n/a	n/a	n/a	n/a	n/a	n/a	n/a
24	**TOTAL UNIT**	310	0	0	310	n/a	n/a	n/a	n/a	n/a	n/a	n/a
25	**TOTAL UNIT**	42	0	0	42	n/a	n/a	n/a	n/a	n/a	n/a	n/a
	TOTAL STATEWIDE	4214	0	661	3553	n/a	n/a	n/a	n/a	n/a	n/a	n/a
BISON												
19	**TOTAL UNIT**	20	6	10	4	12	3	5	4	66.67	66.67	50.00
20	**TOTAL UNIT**	110	27	57	26	9	5	3	1	84.38	95.00	96.30
	TOTAL STATEWIDE	130	33	67	30	21	8	8	5	80.49	89.33	85.71
BLACK BEAR												
01	**TOTAL UNIT**	138	29	106	3	n/a	n/a	n/a	n/a	n/a	n/a	n/a
02	**TOTAL UNIT**	220	77	143	0	n/a	n/a	n/a	n/a	n/a	n/a	n/a
03	**TOTAL UNIT**	229	117	111	1	n/a	n/a	n/a	n/a	n/a	n/a	n/a
05	**TOTAL UNIT**	10	9	1	0	n/a	n/a	n/a	n/a	n/a	n/a	n/a
06	**TOTAL UNIT**	145	32	108	5	n/a	n/a	n/a	n/a	n/a	n/a	n/a
07	**TOTAL UNIT**	90	8	79	3	n/a	n/a	n/a	n/a	n/a	n/a	n/a
09	**TOTAL UNIT**	1	1	0	0	n/a	n/a	n/a	n/a	n/a	n/a	n/a
11	**TOTAL UNIT**	18	3	14	1	n/a	n/a	n/a	n/a	n/a	n/a	n/a
12	**TOTAL UNIT**	27	2	25	0	n/a	n/a	n/a	n/a	n/a	n/a	n/a
13	**TOTAL UNIT**	62	16	43	3	n/a	n/a	n/a	n/a	n/a	n/a	n/a
14	**TOTAL UNIT**	45	0	45	0	n/a	n/a	n/a	n/a	n/a	n/a	n/a
15	**TOTAL UNIT**	108	20	87	1	n/a	n/a	n/a	n/a	n/a	n/a	n/a
16	**TOTAL UNIT**	114	22	88	4	n/a	n/a	n/a	n/a	n/a	n/a	n/a
17	**TOTAL UNIT**	1	1	0	0	n/a	n/a	n/a	n/a	n/a	n/a	n/a

1993-94 COMMERCIAL SERVICES INFORMATION BY SPECIES

GMU	TYPE	SUCCESSFUL HUNTERS TOTAL	SUCCESSFUL HUNTERS SERVICES USED	SUCCESSFUL HUNTERS SERVICES NOT USED	SUCCESSFUL HUNTERS UNKN	UNSUCCESSFUL HUNTERS TOTAL	UNSUCCESSFUL HUNTERS SERVICES USED	UNSUCCESSFUL HUNTERS SERVICES NOT USED	UNSUCCESSFUL HUNTERS UNKN	PERCENT SUCCESS SERVICES USED	PERCENT SUCCESS SERVICES NOT USED	PERCENT SUCCESS SERVICES UNKN
BLACK BEAR												
20	**TOTAL UNIT**	277	16	257	4	n/a	n/a	n/a	n/a	n/a	n/a	n/a
24	**TOTAL UNIT**	4	3	0	1	n/a	n/a	n/a	n/a	n/a	n/a	n/a
25	**TOTAL UNIT**	3	0	3	0	n/a	n/a	n/a	n/a	n/a	n/a	n/a
27	**TOTAL UNIT**	1	0	0	1	n/a	n/a	n/a	n/a	n/a	n/a	n/a
	TOTAL STATEWIDE	1493	356	1110	27	n/a	n/a	n/a	n/a	n/a	n/a	n/a
BROWN BEAR												
01	**TOTAL UNIT**	24	6	18	0	113	33	79	1	15.38	18.56	0.00
04	**TOTAL UNIT**	103	76	26	1	184	80	89	15	48.72	22.61	6.25
05	**TOTAL UNIT**	30	26	3	1	n/a	n/a	n/a	n/a	n/a	n/a	n/a
06	**TOTAL UNIT**	21	12	9	0	n/a	n/a	n/a	n/a	n/a	n/a	n/a
07	**TOTAL UNIT**	3	0	3	0	n/a	n/a	n/a	n/a	n/a	n/a	n/a
08	**TOTAL UNIT**	163	140	17	6	259	149	84	26	48.44	16.83	18.75
09	**TOTAL UNIT**	483	401	70	12	0	0	0	0	100.00	100.00	100.00
10	**TOTAL UNIT**	8	4	3	1	3	1	1	1	80.00	75.00	50.00
11	**TOTAL UNIT**	4	2	2	0	n/a	n/a	n/a	n/a	n/a	n/a	n/a
12	**TOTAL UNIT**	18	13	5	0	n/a	n/a	n/a	n/a	n/a	n/a	n/a
13	**TOTAL UNIT**	66	30	36	0	n/a	n/a	n/a	n/a	n/a	n/a	n/a
14	**TOTAL UNIT**	5	0	5	0	n/a	n/a	n/a	n/a	n/a	n/a	n/a
15	**TOTAL UNIT**	13	3	10	0	n/a	n/a	n/a	n/a	n/a	n/a	n/a
16	**TOTAL UNIT**	40	28	12	0	n/a	n/a	n/a	n/a	n/a	n/a	n/a
17	**TOTAL UNIT**	33	31	2	0	n/a	n/a	n/a	n/a	n/a	n/a	n/a
18	**TOTAL UNIT**	7	1	4	2	22	0	22	0	100.00	15.38	100.00
19	**TOTAL UNIT**	43	38	5	0	n/a	n/a	n/a	n/a	n/a	n/a	n/a
20	**TOTAL UNIT**	48	14	33	1	n/a	n/a	n/a	n/a	n/a	n/a	n/a
21	**TOTAL UNIT**	6	3	3	0	n/a	n/a	n/a	n/a	n/a	n/a	n/a
22	**TOTAL UNIT**	44	18	26	0	0	0	0	0	100.00	100.00	0.00
23	**TOTAL UNIT**	35	22	11	2	9	9	0	0	70.97	100.00	100.00
24	**TOTAL UNIT**	7	3	4	0	0	0	0	0	100.00	100.00	0.00
25	**TOTAL UNIT**	13	4	7	2	4	3	0	1	57.14	100.00	66.67
26	**TOTAL UNIT**	42	26	16	0	6	5	1	0	83.87	94.12	0.00
	TOTAL STATEWIDE	1259	901	330	28	600	280	276	44	76.29	54.46	38.89
CARIBOU												
07	**TOTAL UNIT**	29	6	20	3	82	5	65	12	54.55	23.53	20.00
08	**TOTAL UNIT**	3	0	0	3	9	0	0	9	0.00	0.00	25.00
09	**TOTAL UNIT**	836	367	320	149	n/a	n/a	n/a	n/a	n/a	n/a	n/a
12	**TOTAL UNIT**	238	28	159	51	351	24	212	115	53.85	42.86	30.72
13	**TOTAL UNIT**	5070	256	3505	1309	2952	61	1359	1532	80.76	72.06	46.08
14	**TOTAL UNIT**	6	6	0	0	15	2	10	3	75.00	0.00	0.00
17	**TOTAL UNIT**	2053	1515	478	60	n/a	n/a	n/a	n/a	n/a	n/a	n/a
18	**TOTAL UNIT**	74	0	53	21	179	0	88	91	0.00	37.59	18.75
20	**TOTAL UNIT**	317	44	218	55	1788	88	1258	442	33.33	14.77	11.07
21	**TOTAL UNIT**	1	0	1	0	6	2	4	0	0.00	20.00	0.00

1993-94 COMMERCIAL SERVICES INFORMATION BY SPECIES

GMU	TYPE	SUCCESSFUL HUNTERS TOTAL	SUCCESSFUL HUNTERS SERVICES USED	SUCCESSFUL HUNTERS SERVICES NOT USED	SUCCESSFUL HUNTERS UNKN	UNSUCCESSFUL HUNTERS TOTAL	UNSUCCESSFUL HUNTERS SERVICES USED	UNSUCCESSFUL HUNTERS SERVICES NOT USED	UNSUCCESSFUL HUNTERS UNKN	PERCENT SUCCESS SERVICES USED	PERCENT SUCCESS SERVICES NOT USED	PERCENT SUCCESS SERVICES UNKN
CARIBOU												
24	**TOTAL UNIT**	9	0	0	9	17	0	0	17	0.00	0.00	34.62
25	**TOTAL UNIT**	81	40	30	11	184	16	131	37	71.43	18.63	22.92
26	**TOTAL UNIT**	406	55	272	79	n/a	n/a	n/a	n/a	n/a	n/a	n/a
	TOTAL STATEWIDE	9123	2317	5056	1750	5583	198	3127	2258	92.13	61.79	43.66
DEER												
03	**TOTAL UNIT**	154	2	125	27	408	3	305	100	40.00	29.07	21.26
08	**TOTAL UNIT**	2341	0	0	2341	605	0	0	605	0.00	0.00	79.46
	TOTAL STATEWIDE	2495	2	125	2368	1013	3	305	705	40.00	29.07	77.06
ELK												
08	**TOTAL UNIT**	86	35	37	14	280	108	125	47	24.48	22.84	22.95
	TOTAL STATEWIDE	86	35	37	14	280	108	125	47	24.48	22.84	22.95
FOX												
24	**TOTAL UNIT**	2	0	0	2	n/a	n/a	n/a	n/a	n/a	n/a	n/a
	TOTAL STATEWIDE	2	0	0	2	n/a	n/a	n/a	n/a	n/a	n/a	n/a
LYNX												
01	**TOTAL UNIT**	2	0	2	0	n/a	n/a	n/a	n/a	n/a	n/a	n/a
09	**TOTAL UNIT**	30	0	1	29	n/a	n/a	n/a	n/a	n/a	n/a	n/a
11	**TOTAL UNIT**	19	0	0	19	n/a	n/a	n/a	n/a	n/a	n/a	n/a
12	**TOTAL UNIT**	121	0	121	0	n/a	n/a	n/a	n/a	n/a	n/a	n/a
13	**TOTAL UNIT**	80	0	0	80	n/a	n/a	n/a	n/a	n/a	n/a	n/a
14	**TOTAL UNIT**	10	0	0	10	n/a	n/a	n/a	n/a	n/a	n/a	n/a
15	**TOTAL UNIT**	3	0	0	3	n/a	n/a	n/a	n/a	n/a	n/a	n/a
16	**TOTAL UNIT**	4	0	0	4	n/a	n/a	n/a	n/a	n/a	n/a	n/a
17	**TOTAL UNIT**	13	0	0	13	n/a	n/a	n/a	n/a	n/a	n/a	n/a
18	**TOTAL UNIT**	4	0	0	4	n/a	n/a	n/a	n/a	n/a	n/a	n/a
19	**TOTAL UNIT**	17	0	17	0	n/a	n/a	n/a	n/a	n/a	n/a	n/a
20	**TOTAL UNIT**	318	0	46	272	n/a	n/a	n/a	n/a	n/a	n/a	n/a
21	**TOTAL UNIT**	45	0	32	13	n/a	n/a	n/a	n/a	n/a	n/a	n/a
22	**TOTAL UNIT**	2	0	2	0	n/a	n/a	n/a	n/a	n/a	n/a	n/a
23	**TOTAL UNIT**	0	0	0	0	3	3	0	0	0.00	0.00	0.00
24	**TOTAL UNIT**	123	0	0	123	n/a	n/a	n/a	n/a	n/a	n/a	n/a
25	**TOTAL UNIT**	291	0	0	291	n/a	n/a	n/a	n/a	n/a	n/a	n/a
26	**TOTAL UNIT**	4	0	0	4	n/a	n/a	n/a	n/a	n/a	n/a	n/a
	TOTAL STATEWIDE	1086	0	221	865	3	3	0	0	0.00	100.00	100.00
MARTEN												
01	**TOTAL UNIT**	206	0	152	54	n/a	n/a	n/a	n/a	n/a	n/a	n/a
02	**TOTAL UNIT**	656	0	0	656	n/a	n/a	n/a	n/a	n/a	n/a	n/a
03	**TOTAL UNIT**	177	0	177	0	n/a	n/a	n/a	n/a	n/a	n/a	n/a

1993-94 COMMERCIAL SERVICES INFORMATION BY SPECIES

GMU	TYPE	SUCCESSFUL HUNTERS TOTAL	SUCCESSFUL HUNTERS SERVICES USED	SUCCESSFUL HUNTERS SERVICES NOT USED	SUCCESSFUL HUNTERS UNKN	UNSUCCESSFUL HUNTERS TOTAL	UNSUCCESSFUL HUNTERS SERVICES USED	UNSUCCESSFUL HUNTERS SERVICES NOT USED	UNSUCCESSFUL HUNTERS UNKN	PERCENT SUCCESS SERVICES USED	PERCENT SUCCESS SERVICES NOT USED	PERCENT SUCCESS SERVICES UNKN
MARTEN												
05	**TOTAL UNIT**	5	0	0	5	n/a	n/a	n/a	n/a	n/a	n/a	n/a
07	**TOTAL UNIT**	33	0	33	0	n/a	n/a	n/a	n/a	n/a	n/a	n/a
13	**TOTAL UNIT**	12	0	0	12	n/a	n/a	n/a	n/a	n/a	n/a	n/a
14	**TOTAL UNIT**	8	0	5	3	n/a	n/a	n/a	n/a	n/a	n/a	n/a
16	**TOTAL UNIT**	103	0	103	0	n/a	n/a	n/a	n/a	n/a	n/a	n/a
24	**TOTAL UNIT**	70	0	0	70	n/a	n/a	n/a	n/a	n/a	n/a	n/a
	TOTAL STATEWIDE	1270	0	470	800	n/a	n/a	n/a	n/a	n/a	n/a	n/a
MOOSE												
01	**TOTAL UNIT**	139	5	106	28	688	55	384	249	8.33	21.63	10.11
03	**TOTAL UNIT**	13	0	13	0	323	1	254	68	0.00	4.87	0.00
05	**TOTAL UNIT**	66	22	38	6	171	28	122	21	44.00	23.75	22.22
06	**TOTAL UNIT**	163	45	102	16	226	41	159	26	52.33	39.08	38.10
07	**TOTAL UNIT**	80	14	52	14	370	16	239	115	46.67	17.87	10.85
09	**TOTAL UNIT**	224	108	71	45	347	131	118	98	45.19	37.57	31.47
11	**TOTAL UNIT**	30	5	17	8	91	12	40	39	29.41	29.82	17.02
12	**TOTAL UNIT**	91	19	47	25	289	19	155	115	50.00	23.27	17.86
13	**TOTAL UNIT**	1279	135	754	390	4524	249	2349	1926	35.16	24.30	16.84
14	**TOTAL UNIT**	610	12	444	154	3445	68	2203	1174	15.00	16.77	11.60
15	**TOTAL UNIT**	586	25	408	153	2685	67	1550	1068	27.17	20.84	12.53
16	**TOTAL UNIT**	274	39	174	61	1077	111	596	370	26.00	22.60	14.15
17	**TOTAL UNIT**	253	103	101	49	463	196	141	126	34.45	41.74	28.00
18	**TOTAL UNIT**	103	4	44	55	145	6	60	79	40.00	42.31	41.04
19	**TOTAL UNIT**	556	205	211	140	481	202	128	151	50.37	62.24	48.11
20	**TOTAL UNIT**	1369	106	893	370	4291	98	2643	1550	51.96	25.25	19.27
21	**TOTAL UNIT**	598	81	341	176	302	71	118	113	53.29	74.29	60.90
22	**TOTAL UNIT**	247	28	142	77	306	23	148	135	54.90	48.97	36.32
23	**TOTAL UNIT**	135	69	44	22	164	83	32	49	45.39	57.89	30.99
24	**TOTAL UNIT**	156	33	85	38	153	29	69	55	53.23	55.19	40.86
25	**TOTAL UNIT**	165	36	79	50	335	29	165	141	55.38	32.38	26.18
26	**TOTAL UNIT**	97	64	24	9	96	37	34	25	63.37	41.38	26.47
27	**TOTAL UNIT**	47	7	20	20	307	23	87	197	23.33	18.69	9.22
	TOTAL STATEWIDE	7281	1165	4210	1906	21279	1595	11794	7890	42.21	26.31	19.46
MT. GOAT												
01	**TOTAL UNIT**	154	48	83	23	223	48	156	19	50.00	34.73	54.76
04	**TOTAL UNIT**	57	12	43	2	105	15	90	0	44.44	32.33	100.00
05	**TOTAL UNIT**	6	6	0	0	6	4	2	0	60.00	0.00	0.00
06	**TOTAL UNIT**	55	34	18	3	79	16	33	30	68.00	35.29	9.09
07	**TOTAL UNIT**	94	20	66	8	212	20	133	59	50.00	33.17	11.94
08	**TOTAL UNIT**	48	29	10	9	32	19	5	8	60.42	66.67	52.94
11	**TOTAL UNIT**	16	0	0	16	25	0	1	24	0.00	0.00	40.00
13	**TOTAL UNIT**	6	2	4	0	14	3	7	4	40.00	36.36	0.00

1993-94 COMMERCIAL SERVICES INFORMATION BY SPECIES

GMU	TYPE	SUCCESSFUL HUNTERS TOTAL	SUCCESSFUL HUNTERS SERVICES USED	SUCCESSFUL HUNTERS SERVICES NOT USED	SUCCESSFUL HUNTERS UNKN	UNSUCCESSFUL HUNTERS TOTAL	UNSUCCESSFUL HUNTERS SERVICES USED	UNSUCCESSFUL HUNTERS SERVICES NOT USED	UNSUCCESSFUL HUNTERS UNKN	PERCENT SUCCESS SERVICES USED	PERCENT SUCCESS SERVICES NOT USED	PERCENT SUCCESS SERVICES UNKN
MT. GOAT												
14	**TOTAL UNIT**	29	13	9	7	113	11	80	22	54.17	10.11	24.14
15	**TOTAL UNIT**	82	25	41	16	135	28	65	42	47.17	38.68	27.59
	TOTAL STATEWIDE	547	189	274	84	944	164	572	208	53.54	32.39	28.77
MUSKOX												
18	**TOTAL UNIT**	60	37	0	23	0	0	0	0	100.00	0.00	100.00
26	**TOTAL UNIT**	8	0	1	7	0	0	0	0	0.00	100.00	100.00
	TOTAL STATEWIDE	68	37	1	30	0	0	0	0	100.00	100.00	100.00
OTTER												
01	**TOTAL UNIT**	141	0	112	29	n/a	n/a	n/a	n/a	n/a	n/a	n/a
02	**TOTAL UNIT**	108	0	108	0	n/a	n/a	n/a	n/a	n/a	n/a	n/a
03	**TOTAL UNIT**	82	0	0	82	n/a	n/a	n/a	n/a	n/a	n/a	n/a
05	**TOTAL UNIT**	1	0	0	1	n/a	n/a	n/a	n/a	n/a	n/a	n/a
07	**TOTAL UNIT**	21	0	0	21	n/a	n/a	n/a	n/a	n/a	n/a	n/a
08	**TOTAL UNIT**	68	0	0	68	n/a	n/a	n/a	n/a	n/a	n/a	n/a
09	**TOTAL UNIT**	18	0	0	18	n/a	n/a	n/a	n/a	n/a	n/a	n/a
13	**TOTAL UNIT**	42	0	0	42	n/a	n/a	n/a	n/a	n/a	n/a	n/a
14	**TOTAL UNIT**	35	0	0	35	n/a	n/a	n/a	n/a	n/a	n/a	n/a
15	**TOTAL UNIT**	51	0	0	51	n/a	n/a	n/a	n/a	n/a	n/a	n/a
16	**TOTAL UNIT**	31	0	0	31	n/a	n/a	n/a	n/a	n/a	n/a	n/a
17	**TOTAL UNIT**	32	0	0	32	n/a	n/a	n/a	n/a	n/a	n/a	n/a
18	**TOTAL UNIT**	109	0	0	109	n/a	n/a	n/a	n/a	n/a	n/a	n/a
19	**TOTAL UNIT**	33	0	33	0	n/a	n/a	n/a	n/a	n/a	n/a	n/a
20	**TOTAL UNIT**	43	0	1	42	n/a	n/a	n/a	n/a	n/a	n/a	n/a
21	**TOTAL UNIT**	33	0	24	9	n/a	n/a	n/a	n/a	n/a	n/a	n/a
22	**TOTAL UNIT**	9	0	9	0	n/a	n/a	n/a	n/a	n/a	n/a	n/a
24	**TOTAL UNIT**	9	0	0	9	n/a	n/a	n/a	n/a	n/a	n/a	n/a
25	**TOTAL UNIT**	3	0	0	3	n/a	n/a	n/a	n/a	n/a	n/a	n/a
	TOTAL STATEWIDE	869	0	287	582	n/a	n/a	n/a	n/a	n/a	n/a	n/a
SHEEP												
07	**TOTAL UNIT**	7	3	3	1	99	7	64	28	30.00	4.48	3.45
09	**TOTAL UNIT**	0	0	0	0	2	0	1	1	0.00	0.00	0.00
11	**TOTAL UNIT**	143	38	81	24	240	38	124	78	50.00	39.51	23.53
12	**TOTAL UNIT**	195	122	43	30	314	119	121	74	50.62	26.22	28.85
13	**TOTAL UNIT**	142	62	53	27	527	64	292	171	49.21	15.36	13.64
14	**TOTAL UNIT**	116	22	81	13	309	12	214	83	64.71	27.46	13.54
15	**TOTAL UNIT**	34	3	23	8	143	20	75	48	13.04	23.47	14.29
16	**TOTAL UNIT**	17	14	1	2	21	10	4	7	58.33	20.00	22.22
17	**TOTAL UNIT**	0	0	0	0	1	0	0	1	0.00	0.00	0.00
19	**TOTAL UNIT**	125	71	27	27	97	50	21	26	58.68	56.25	50.94
20	**TOTAL UNIT**	117	50	41	26	214	50	103	61	50.00	28.47	29.89
23	**TOTAL UNIT**	21	7	13	1	15	6	0	9	53.85	100.00	10.00

1993-94 COMMERCIAL SERVICES INFORMATION BY SPECIES

GMU	TYPE	SUCCESSFUL HUNTERS TOTAL	SUCCESSFUL HUNTERS SERVICES USED	SUCCESSFUL HUNTERS SERVICES NOT USED	SUCCESSFUL HUNTERS UNKN	UNSUCCESSFUL HUNTERS TOTAL	UNSUCCESSFUL HUNTERS SERVICES USED	UNSUCCESSFUL HUNTERS SERVICES NOT USED	UNSUCCESSFUL HUNTERS UNKN	PERCENT SUCCESS SERVICES USED	PERCENT SUCCESS SERVICES NOT USED	PERCENT SUCCESS SERVICES UNKN
SHEEP												
24	**TOTAL UNIT**	26	10	9	7	60	8	20	32	55.56	31.03	17.95
25	**TOTAL UNIT**	36	15	15	6	88	26	35	27	36.59	30.00	18.18
26	**TOTAL UNIT**	118	65	30	23	205	48	95	62	57.52	24.00	27.06
27	**TOTAL UNIT**	5	2	3	0	41	11	12	18	15.38	20.00	0.00
	TOTAL STATEWIDE	1102	484	423	195	2376	469	1181	726	50.79	26.37	21.17
WOLF												
01	**TOTAL UNIT**	56	0	32	24	n/a	n/a	n/a	n/a	n/a	n/a	n/a
02	**TOTAL UNIT**	103	0	103	0	n/a	n/a	n/a	n/a	n/a	n/a	n/a
03	**TOTAL UNIT**	48	0	0	48	n/a	n/a	n/a	n/a	n/a	n/a	n/a
05	**TOTAL UNIT**	6	6	0	0	n/a	n/a	n/a	n/a	n/a	n/a	n/a
07	**TOTAL UNIT**	6	0	0	6	n/a	n/a	n/a	n/a	n/a	n/a	n/a
09	**TOTAL UNIT**	10	0	0	10	n/a	n/a	n/a	n/a	n/a	n/a	n/a
11	**TOTAL UNIT**	17	0	0	17	n/a	n/a	n/a	n/a	n/a	n/a	n/a
12	**TOTAL UNIT**	71	0	0	71	n/a	n/a	n/a	n/a	n/a	n/a	n/a
13	**TOTAL UNIT**	178	0	0	178	n/a	n/a	n/a	n/a	n/a	n/a	n/a
14	**TOTAL UNIT**	7	0	0	7	n/a	n/a	n/a	n/a	n/a	n/a	n/a
15	**TOTAL UNIT**	21	0	0	21	n/a	n/a	n/a	n/a	n/a	n/a	n/a
16	**TOTAL UNIT**	12	0	0	12	n/a	n/a	n/a	n/a	n/a	n/a	n/a
17	**TOTAL UNIT**	55	0	0	55	n/a	n/a	n/a	n/a	n/a	n/a	n/a
18	**TOTAL UNIT**	6	0	0	6	n/a	n/a	n/a	n/a	n/a	n/a	n/a
19	**TOTAL UNIT**	84	0	0	84	5	0	5	0	0.00	0.00	100.00
20	**TOTAL UNIT**	378	101	0	277	n/a	n/a	n/a	n/a	n/a	n/a	n/a
21	**TOTAL UNIT**	62	0	9	53	n/a	n/a	n/a	n/a	n/a	n/a	n/a
22	**TOTAL UNIT**	14	0	0	14	n/a	n/a	n/a	n/a	n/a	n/a	n/a
23	**TOTAL UNIT**	48	0	48	0	n/a	n/a	n/a	n/a	n/a	n/a	n/a
24	**TOTAL UNIT**	81	0	0	81	n/a	n/a	n/a	n/a	n/a	n/a	n/a
25	**TOTAL UNIT**	49	0	0	49	n/a	n/a	n/a	n/a	n/a	n/a	n/a
26	**TOTAL UNIT**	90	0	0	90	n/a	n/a	n/a	n/a	n/a	n/a	n/a
	TOTAL STATEWIDE	1402	107	192	1103	5	0	5	0	100.00	97.46	100.00
WOLVERINE												
01	**TOTAL UNIT**	15	0	8	7	n/a	n/a	n/a	n/a	n/a	n/a	n/a
05	**TOTAL UNIT**	1	0	0	1	n/a	n/a	n/a	n/a	n/a	n/a	n/a
06	**TOTAL UNIT**	16	0	15	1	n/a	n/a	n/a	n/a	n/a	n/a	n/a
07	**TOTAL UNIT**	6	0	0	6	n/a	n/a	n/a	n/a	n/a	n/a	n/a
09	**TOTAL UNIT**	31	0	0	31	n/a	n/a	n/a	n/a	n/a	n/a	n/a
11	**TOTAL UNIT**	7	0	0	7	n/a	n/a	n/a	n/a	n/a	n/a	n/a
12	**TOTAL UNIT**	21	0	0	21	n/a	n/a	n/a	n/a	n/a	n/a	n/a
13	**TOTAL UNIT**	34	0	0	34	n/a	n/a	n/a	n/a	n/a	n/a	n/a
14	**TOTAL UNIT**	13	0	0	13	n/a	n/a	n/a	n/a	n/a	n/a	n/a
15	**TOTAL UNIT**	8	0	0	8	n/a	n/a	n/a	n/a	n/a	n/a	n/a
16	**TOTAL UNIT**	12	0	0	12	n/a	n/a	n/a	n/a	n/a	n/a	n/a
17	**TOTAL UNIT**	25	0	0	25	n/a	n/a	n/a	n/a	n/a	n/a	n/a

1993-94 COMMERCIAL SERVICES INFORMATION BY SPECIES

GMU	TYPE	SUCCESSFUL HUNTERS TOTAL	SUCCESSFUL HUNTERS SERVICES USED	SUCCESSFUL HUNTERS SERVICES NOT USED	SUCCESSFUL HUNTERS UNKN	UNSUCCESSFUL HUNTERS TOTAL	UNSUCCESSFUL HUNTERS SERVICES USED	UNSUCCESSFUL HUNTERS SERVICES NOT USED	UNSUCCESSFUL HUNTERS UNKN	PERCENT SUCCESS SERVICES USED	PERCENT SUCCESS SERVICES NOT USED	PERCENT SUCCESS SERVICES UNKN
WOLVERINE												
18	**TOTAL UNIT**	4	0	0	4	n/a	n/a	n/a	n/a	n/a	n/a	n/a
19	**TOTAL UNIT**	32	0	0	32	n/a	n/a	n/a	n/a	n/a	n/a	n/a
20	**TOTAL UNIT**	19	0	0	19	n/a	n/a	n/a	n/a	n/a	n/a	n/a
21	**TOTAL UNIT**	44	0	23	21	n/a	n/a	n/a	n/a	n/a	n/a	n/a
22	**TOTAL UNIT**	20	0	20	0	n/a	n/a	n/a	n/a	n/a	n/a	n/a
23	**TOTAL UNIT**	19	0	0	19	n/a	n/a	n/a	n/a	n/a	n/a	n/a
24	**TOTAL UNIT**	27	0	0	27	n/a	n/a	n/a	n/a	n/a	n/a	n/a
25	**TOTAL UNIT**	42	0	0	42	n/a	n/a	n/a	n/a	n/a	n/a	n/a
26	**TOTAL UNIT**	26	0	0	26	n/a	n/a	n/a	n/a	n/a	n/a	n/a
	TOTAL STATEWIDE	422	0	66	356	n/a	n/a	n/a	n/a	n/a	n/a	n/a

1993-94 TRANSPORTATION METHODS BY SPECIES: BEAVER

UNIT	SUCCESS	AIRPLANE NUMBER	AIRPLANE %	HORSE/ DOG TEAM NUMBER	HORSE/ DOG TEAM %	BOAT NUMBER	BOAT %	3-OR-4 WHEELER NUMBER	3-OR-4 WHEELER %	SNOWMACHINE NUMBER	SNOWMACHINE %	OFF ROAD VEHICLE NUMBER	OFF ROAD VEHICLE %	HIGHWAY VEHICLE NUMBER	HIGHWAY VEHICLE %	WALKING NUMBER	WALKING %	UNKNOWN NUMBER	UNKNOWN %	TOTAL NUMBER
Unit 01																				
Unit/Subunit 01A																				
	SUCCESSFUL	0	0.00	0	0.00	13	46.43	0	0.00	0	0.00	0	0.00	15	53.57	0	0.00	0	0.00	28
	UNSUCCESSFUL	n/a	n/a	n/a	n/a	n/a	n/a	n/a	n/a	n/a	n/a	n/a	n/a	n/a	n/a	n/a	n/a	n/a	n/a	n/a
	TOTAL	0	0.00	0	0.00	13	46.43	0	0.00	0	0.00	0	0.00	15	53.57	0	0.00	0	0.00	28
Unit/Subunit 01B																				
	SUCCESSFUL	0	0.00	0	0.00	0	0.00	3	100.00	0	0.00	0	0.00	0	0.00	0	0.00	0	0.00	3
	UNSUCCESSFUL	n/a	n/a	n/a	n/a	n/a	n/a	n/a	n/a	n/a	n/a	n/a	n/a	n/a	n/a	n/a	n/a	n/a	n/a	n/a
	TOTAL	0	0.00	0	0.00	0	0.00	3	100.00	0	0.00	0	0.00	0	0.00	0	0.00	0	0.00	3
Unit/Subunit 01C																				
	SUCCESSFUL	0	0.00	0	0.00	4	57.14	0	0.00	0	0.00	0	0.00	3	42.86	0	0.00	0	0.00	7
	UNSUCCESSFUL	n/a	n/a	n/a	n/a	n/a	n/a	n/a	n/a	n/a	n/a	n/a	n/a	n/a	n/a	n/a	n/a	n/a	n/a	n/a
	TOTAL	0	0.00	0	0.00	4	57.14	0	0.00	0	0.00	0	0.00	3	42.86	0	0.00	0	0.00	7
TOTAL UNIT																				
	SUCCESSFUL	0	0.00	0	0.00	17	44.74	3	7.89	0	0.00	0	0.00	18	47.37	0	0.00	0	0.00	38
	UNSUCCESSFUL	n/a	n/a	n/a	n/a	n/a	n/a	n/a	n/a	n/a	n/a	n/a	n/a	n/a	n/a	n/a	n/a	n/a	n/a	n/a
	TOTAL	0	0.00	0	0.00	17	44.74	3	7.89	0	0.00	0	0.00	18	47.37	0	0.00	0	0.00	38
Unit 02																				
TOTAL UNIT																				
	SUCCESSFUL	0	0.00	0	0.00	27	13.24	0	0.00	0	0.00	0	0.00	177	86.76	0	0.00	0	0.00	204
	UNSUCCESSFUL	n/a	n/a	n/a	n/a	n/a	n/a	n/a	n/a	n/a	n/a	n/a	n/a	n/a	n/a	n/a	n/a	n/a	n/a	n/a
	TOTAL	0	0.00	0	0.00	27	13.24	0	0.00	0	0.00	0	0.00	177	86.76	0	0.00	0	0.00	204
Unit 03																				
TOTAL UNIT																				
	SUCCESSFUL	0	0.00	0	0.00	28	50.91	0	0.00	0	0.00	0	0.00	25	45.45	2	3.64	0	0.00	55
	UNSUCCESSFUL	n/a	n/a	n/a	n/a	n/a	n/a	n/a	n/a	n/a	n/a	n/a	n/a	n/a	n/a	n/a	n/a	n/a	n/a	n/a
	TOTAL	0	0.00	0	0.00	28	50.91	0	0.00	0	0.00	0	0.00	25	45.45	2	3.64	0	0.00	55
Unit 05																				
Unit/Subunit 05A																				
	SUCCESSFUL	0	0.00	0	0.00	0	0.00	0	0.00	0	0.00	0	0.00	2	100.00	0	0.00	0	0.00	2
	UNSUCCESSFUL	n/a	n/a	n/a	n/a	n/a	n/a	n/a	n/a	n/a	n/a	n/a	n/a	n/a	n/a	n/a	n/a	n/a	n/a	n/a
	TOTAL	0	0.00	0	0.00	0	0.00	0	0.00	0	0.00	0	0.00	2	100.00	0	0.00	0	0.00	2
TOTAL UNIT																				
	SUCCESSFUL	0	0.00	0	0.00	0	0.00	0	0.00	0	0.00	0	0.00	2	100.00	0	0.00	0	0.00	2
	UNSUCCESSFUL	n/a	n/a	n/a	n/a	n/a	n/a	n/a	n/a	n/a	n/a	n/a	n/a	n/a	n/a	n/a	n/a	n/a	n/a	n/a
	TOTAL	0	0.00	0	0.00	0	0.00	0	0.00	0	0.00	0	0.00	2	100.00	0	0.00	0	0.00	2

1993-94 TRANSPORTATION METHODS BY SPECIES: BEAVER

UNIT	SUCCESS	AIRPLANE NUMBER	%	HORSE/ DOG TEAM NUMBER	%	BOAT NUMBER	%	3-OR-4 WHEELER NUMBER	%	SNOWMACHINE NUMBER	%	OFF ROAD VEHICLE NUMBER	%	HIGHWAY VEHICLE NUMBER	%	WALKING NUMBER	%	UNKNOWN NUMBER	%	TOTAL NUMBER
Unit 06																				
Unit/Subunit 06C																				
	SUCCESSFUL	0	0.00	0	0.00	0	0.00	0	0.00	0	0.00	0	0.00	44	100.00	0	0.00	0	0.00	44
	UNSUCCESSFUL	n/a	n/a	n/a	n/a	n/a	n/a	n/a	n/a	n/a	n/a	n/a	n/a	n/a	n/a	n/a	n/a	n/a	n/a	n/a
	TOTAL	0	0.00	0	0.00	0	0.00	0	0.00	0	0.00	0	0.00	44	100.00	0	0.00	0	0.00	44
TOTAL UNIT																				
	SUCCESSFUL	0	0.00	0	0.00	0	0.00	0	0.00	0	0.00	0	0.00	44	100.00	0	0.00	0	0.00	44
	UNSUCCESSFUL	n/a	n/a	n/a	n/a	n/a	n/a	n/a	n/a	n/a	n/a	n/a	n/a	n/a	n/a	n/a	n/a	n/a	n/a	n/a
	TOTAL	0	0.00	0	0.00	0	0.00	0	0.00	0	0.00	0	0.00	44	100.00	0	0.00	0	0.00	44
Unit 07																				
TOTAL UNIT																				
	SUCCESSFUL	0	0.00	0	0.00	3	3.75	1	1.25	4	5.00	1	1.25	44	55.00	26	32.50	1	1.25	80
	UNSUCCESSFUL	n/a	n/a	n/a	n/a	n/a	n/a	n/a	n/a	n/a	n/a	n/a	n/a	n/a	n/a	n/a	n/a	n/a	n/a	n/a
	TOTAL	0	0.00	0	0.00	3	3.75	1	1.25	4	5.00	1	1.25	44	55.00	26	32.50	1	1.25	80
Unit 08																				
TOTAL UNIT																				
	SUCCESSFUL	13	19.12	0	0.00	12	17.65	30	44.12	0	0.00	11	16.18	2	2.94	0	0.00	0	0.00	68
	UNSUCCESSFUL	n/a	n/a	n/a	n/a	n/a	n/a	n/a	n/a	n/a	n/a	n/a	n/a	n/a	n/a	n/a	n/a	n/a	n/a	n/a
	TOTAL	13	19.12	0	0.00	12	17.65	30	44.12	0	0.00	11	16.18	2	2.94	0	0.00	0	0.00	68
Unit 09																				
Unit/Subunit 09B																				
	SUCCESSFUL	0	0.00	0	0.00	0	0.00	10	12.82	66	84.62	0	0.00	0	0.00	2	2.56	0	0.00	78
	UNSUCCESSFUL	n/a	n/a	n/a	n/a	n/a	n/a	n/a	n/a	n/a	n/a	n/a	n/a	n/a	n/a	n/a	n/a	n/a	n/a	n/a
	TOTAL	0	0.00	0	0.00	0	0.00	10	12.82	66	84.62	0	0.00	0	0.00	2	2.56	0	0.00	78
Unit/Subunit 09C																				
	SUCCESSFUL	0	0.00	0	0.00	0	0.00	16	53.33	8	26.67	5	16.67	1	3.33	0	0.00	0	0.00	30
	UNSUCCESSFUL	n/a	n/a	n/a	n/a	n/a	n/a	n/a	n/a	n/a	n/a	n/a	n/a	n/a	n/a	n/a	n/a	n/a	n/a	n/a
	TOTAL	0	0.00	0	0.00	0	0.00	16	53.33	8	26.67	5	16.67	1	3.33	0	0.00	0	0.00	30
Unit/Subunit 09E																				
	SUCCESSFUL	0	0.00	0	0.00	0	0.00	30	34.88	44	51.16	0	0.00	0	0.00	12	13.95	0	0.00	86
	UNSUCCESSFUL	n/a	n/a	n/a	n/a	n/a	n/a	n/a	n/a	n/a	n/a	n/a	n/a	n/a	n/a	n/a	n/a	n/a	n/a	n/a
	TOTAL	0	0.00	0	0.00	0	0.00	30	34.88	44	51.16	0	0.00	0	0.00	12	13.95	0	0.00	86
TOTAL UNIT																				
	SUCCESSFUL	0	0.00	0	0.00	0	0.00	56	28.87	118	60.82	5	2.58	1	0.52	14	7.22	0	0.00	194
	UNSUCCESSFUL	n/a	n/a	n/a	n/a	n/a	n/a	n/a	n/a	n/a	n/a	n/a	n/a	n/a	n/a	n/a	n/a	n/a	n/a	n/a
	TOTAL	0	0.00	0	0.00	0	0.00	56	28.87	118	60.82	5	2.58	1	0.52	14	7.22	0	0.00	194
Unit 12																				
TOTAL UNIT																				
	SUCCESSFUL	0	0.00	0	0.00	0	0.00	0	0.00	17	48.57	0	0.00	11	31.43	0	0.00	7	20.00	35
	UNSUCCESSFUL	n/a	n/a	n/a	n/a	n/a	n/a	n/a	n/a	n/a	n/a	n/a	n/a	n/a	n/a	n/a	n/a	n/a	n/a	n/a
	TOTAL	0	0.00	0	0.00	0	0.00	0	0.00	17	48.57	0	0.00	11	31.43	0	0.00	7	20.00	35

1993-94 TRANSPORTATION METHODS BY SPECIES: BEAVER

UNIT	SUCCESS	AIRPLANE NUMBER	AIRPLANE %	HORSE/ DOG TEAM NUMBER	HORSE/ DOG TEAM %	BOAT NUMBER	BOAT %	3-OR-4 WHEELER NUMBER	3-OR-4 WHEELER %	SNOWMACHINE NUMBER	SNOWMACHINE %	OFF ROAD VEHICLE NUMBER	OFF ROAD VEHICLE %	HIGHWAY VEHICLE NUMBER	HIGHWAY VEHICLE %	WALKING NUMBER	WALKING %	UNKNOWN NUMBER	UNKNOWN %	TOTAL NUMBER
Unit 13																				
Unit/Subunit 13A																				
	SUCCESSFUL	0	0.00	0	0.00	0	0.00	0	0.00	26	96.30	0	0.00	0	0.00	1	3.70	0	0.00	27
	UNSUCCESSFUL	n/a	n/a	n/a	n/a	n/a	n/a	n/a	n/a	n/a	n/a	n/a	n/a	n/a	n/a	n/a	n/a	n/a	n/a	n/a
	TOTAL	0	0.00	0	0.00	0	0.00	0	0.00	26	96.30	0	0.00	0	0.00	1	3.70	0	0.00	27
Unit/Subunit 13B																				
	SUCCESSFUL	0	0.00	0	0.00	0	0.00	0	0.00	11	47.83	0	0.00	12	52.17	0	0.00	0	0.00	23
	UNSUCCESSFUL	n/a	n/a	n/a	n/a	n/a	n/a	n/a	n/a	n/a	n/a	n/a	n/a	n/a	n/a	n/a	n/a	n/a	n/a	n/a
	TOTAL	0	0.00	0	0.00	0	0.00	0	0.00	11	47.83	0	0.00	12	52.17	0	0.00	0	0.00	23
Unit/Subunit 13C																				
	SUCCESSFUL	0	0.00	0	0.00	0	0.00	0	0.00	10	58.82	0	0.00	7	41.18	0	0.00	0	0.00	17
	UNSUCCESSFUL	n/a	n/a	n/a	n/a	n/a	n/a	n/a	n/a	n/a	n/a	n/a	n/a	n/a	n/a	n/a	n/a	n/a	n/a	n/a
	TOTAL	0	0.00	0	0.00	0	0.00	0	0.00	10	58.82	0	0.00	7	41.18	0	0.00	0	0.00	17
Unit/Subunit 13D																				
	SUCCESSFUL	0	0.00	1	1.52	0	0.00	0	0.00	32	48.48	3	4.55	29	43.94	1	1.52	0	0.00	66
	UNSUCCESSFUL	n/a	n/a	n/a	n/a	n/a	n/a	n/a	n/a	n/a	n/a	n/a	n/a	n/a	n/a	n/a	n/a	n/a	n/a	n/a
	TOTAL	0	0.00	1	1.52	0	0.00	0	0.00	32	48.48	3	4.55	29	43.94	1	1.52	0	0.00	66
Unit/Subunit 13E																				
	SUCCESSFUL	0	0.00	27	29.35	20	21.74	0	0.00	40	43.48	0	0.00	0	0.00	5	5.43	0	0.00	92
	UNSUCCESSFUL	n/a	n/a	n/a	n/a	n/a	n/a	n/a	n/a	n/a	n/a	n/a	n/a	n/a	n/a	n/a	n/a	n/a	n/a	n/a
	TOTAL	0	0.00	27	29.35	20	21.74	0	0.00	40	43.48	0	0.00	0	0.00	5	5.43	0	0.00	92
TOTAL UNIT																				
	SUCCESSFUL	0	0.00	28	12.44	20	8.89	0	0.00	119	52.89	3	1.33	48	21.33	7	3.11	0	0.00	225
	UNSUCCESSFUL	n/a	n/a	n/a	n/a	n/a	n/a	n/a	n/a	n/a	n/a	n/a	n/a	n/a	n/a	n/a	n/a	n/a	n/a	n/a
	TOTAL	0	0.00	28	12.44	20	8.89	0	0.00	119	52.89	3	1.33	48	21.33	7	3.11	0	0.00	225
Unit 14																				
Unit/Subunit 14A																				
	SUCCESSFUL	0	0.00	1	0.84	24	20.17	3	2.52	39	32.77	0	0.00	41	34.45	3	2.52	8	6.72	119
	UNSUCCESSFUL	n/a	n/a	n/a	n/a	n/a	n/a	n/a	n/a	n/a	n/a	n/a	n/a	n/a	n/a	n/a	n/a	n/a	n/a	n/a
	TOTAL	0	0.00	1	0.84	24	20.17	3	2.52	39	32.77	0	0.00	41	34.45	3	2.52	8	6.72	119
Unit/Subunit 14B																				
	SUCCESSFUL	0	0.00	1	1.22	0	0.00	0	0.00	70	85.37	0	0.00	7	8.54	3	3.66	1	1.22	82
	UNSUCCESSFUL	n/a	n/a	n/a	n/a	n/a	n/a	n/a	n/a	n/a	n/a	n/a	n/a	n/a	n/a	n/a	n/a	n/a	n/a	n/a
	TOTAL	0	0.00	1	1.22	0	0.00	0	0.00	70	85.37	0	0.00	7	8.54	3	3.66	1	1.22	82
Unit/Subunit 14C																				
	SUCCESSFUL	0	0.00	0	0.00	0	0.00	0	0.00	0	0.00	0	0.00	4	57.14	2	28.57	1	14.29	7
	UNSUCCESSFUL	n/a	n/a	n/a	n/a	n/a	n/a	n/a	n/a	n/a	n/a	n/a	n/a	n/a	n/a	n/a	n/a	n/a	n/a	n/a
	TOTAL	0	0.00	0	0.00	0	0.00	0	0.00	0	0.00	0	0.00	4	57.14	2	28.57	1	14.29	7
TOTAL UNIT																				
	SUCCESSFUL	0	0.00	2	0.96	24	11.54	3	1.44	109	52.40	0	0.00	52	25.00	8	3.85	10	4.81	208
	UNSUCCESSFUL	n/a	n/a	n/a	n/a	n/a	n/a	n/a	n/a	n/a	n/a	n/a	n/a	n/a	n/a	n/a	n/a	n/a	n/a	n/a
	TOTAL	0	0.00	2	0.96	24	11.54	3	1.44	109	52.40	0	0.00	52	25.00	8	3.85	10	4.81	208

1993-94 TRANSPORTATION METHODS BY SPECIES: BEAVER

UNIT	SUCCESS	AIRPLANE NUMBER	%	HORSE/ DOG TEAM NUMBER	%	BOAT NUMBER	%	3-OR-4 WHEELER NUMBER	%	SNOWMACHINE NUMBER	%	OFF ROAD VEHICLE NUMBER	%	HIGHWAY VEHICLE NUMBER	%	WALKING NUMBER	%	UNKNOWN NUMBER	%	TOTAL NUMBER
Unit 15																				
Unit/Subunit 15A																				
	SUCCESSFUL	7	17.07	0	0.00	0	0.00	0	0.00	28	68.29	0	0.00	1	2.44	5	12.20	0	0.00	41
	UNSUCCESSFUL	n/a	n/a	n/a	n/a	n/a	n/a	n/a	n/a	n/a	n/a	n/a	n/a	n/a	n/a	n/a	n/a	n/a	n/a	n/a
	TOTAL	7	17.07	0	0.00	0	0.00	0	0.00	28	68.29	0	0.00	1	2.44	5	12.20	0	0.00	41
Unit/Subunit 15B																				
	SUCCESSFUL	1	20.00	0	0.00	0	0.00	0	0.00	3	60.00	0	0.00	1	20.00	0	0.00	0	0.00	5
	UNSUCCESSFUL	n/a	n/a	n/a	n/a	n/a	n/a	n/a	n/a	n/a	n/a	n/a	n/a	n/a	n/a	n/a	n/a	n/a	n/a	n/a
	TOTAL	1	20.00	0	0.00	0	0.00	0	0.00	3	60.00	0	0.00	1	20.00	0	0.00	0	0.00	5
Unit/Subunit 15C																				
	SUCCESSFUL	0	0.00	0	0.00	0	0.00	0	0.00	4	8.51	0	0.00	37	78.72	5	10.64	1	2.13	47
	UNSUCCESSFUL	n/a	n/a	n/a	n/a	n/a	n/a	n/a	n/a	n/a	n/a	n/a	n/a	n/a	n/a	n/a	n/a	n/a	n/a	n/a
	TOTAL	0	0.00	0	0.00	0	0.00	0	0.00	4	8.51	0	0.00	37	78.72	5	10.64	1	2.13	47
TOTAL UNIT																				
	SUCCESSFUL	8	8.60	0	0.00	0	0.00	0	0.00	35	37.63	0	0.00	39	41.94	10	10.75	1	1.08	93
	UNSUCCESSFUL	n/a	n/a	n/a	n/a	n/a	n/a	n/a	n/a	n/a	n/a	n/a	n/a	n/a	n/a	n/a	n/a	n/a	n/a	n/a
	TOTAL	8	8.60	0	0.00	0	0.00	0	0.00	35	37.63	0	0.00	39	41.94	10	10.75	1	1.08	93
Unit 16																				
Unit/Subunit 16A																				
	SUCCESSFUL	0	0.00	0	0.00	0	0.00	0	0.00	31	79.49	0	0.00	2	5.13	2	5.13	4	10.26	39
	UNSUCCESSFUL	n/a	n/a	n/a	n/a	n/a	n/a	n/a	n/a	n/a	n/a	n/a	n/a	n/a	n/a	n/a	n/a	n/a	n/a	n/a
	TOTAL	0	0.00	0	0.00	0	0.00	0	0.00	31	79.49	0	0.00	2	5.13	2	5.13	4	10.26	39
Unit/Subunit 16B																				
	SUCCESSFUL	1	2.08	0	0.00	0	0.00	4	8.33	36	75.00	0	0.00	4	8.33	3	6.25	0	0.00	48
	UNSUCCESSFUL	n/a	n/a	n/a	n/a	n/a	n/a	n/a	n/a	n/a	n/a	n/a	n/a	n/a	n/a	n/a	n/a	n/a	n/a	n/a
	TOTAL	1	2.08	0	0.00	0	0.00	4	8.33	36	75.00	0	0.00	4	8.33	3	6.25	0	0.00	48
TOTAL UNIT																				
	SUCCESSFUL	1	1.15	0	0.00	0	0.00	4	4.60	67	77.01	0	0.00	6	6.90	5	5.75	4	4.60	87
	UNSUCCESSFUL	n/a	n/a	n/a	n/a	n/a	n/a	n/a	n/a	n/a	n/a	n/a	n/a	n/a	n/a	n/a	n/a	n/a	n/a	n/a
	TOTAL	1	1.15	0	0.00	0	0.00	4	4.60	67	77.01	0	0.00	6	6.90	5	5.75	4	4.60	87
Unit 17																				
Unit/Subunit 17A																				
	SUCCESSFUL	9	8.41	0	0.00	0	0.00	0	0.00	97	90.65	0	0.00	0	0.00	0	0.00	1	0.93	107
	UNSUCCESSFUL	n/a	n/a	n/a	n/a	n/a	n/a	n/a	n/a	n/a	n/a	n/a	n/a	n/a	n/a	n/a	n/a	n/a	n/a	n/a
	TOTAL	9	8.41	0	0.00	0	0.00	0	0.00	97	90.65	0	0.00	0	0.00	0	0.00	1	0.93	107
Unit/Subunit 17B																				
	SUCCESSFUL	0	0.00	0	0.00	0	0.00	0	0.00	126	96.92	0	0.00	0	0.00	0	0.00	4	3.08	130
	UNSUCCESSFUL	n/a	n/a	n/a	n/a	n/a	n/a	n/a	n/a	n/a	n/a	n/a	n/a	n/a	n/a	n/a	n/a	n/a	n/a	n/a
	TOTAL	0	0.00	0	0.00	0	0.00	0	0.00	126	96.92	0	0.00	0	0.00	0	0.00	4	3.08	130

1993-94 TRANSPORTATION METHODS BY SPECIES: BEAVER

UNIT	SUCCESS	AIRPLANE NUMBER	%	HORSE/ DOG TEAM NUMBER	%	BOAT NUMBER	%	3-OR-4 WHEELER NUMBER	%	SNOWMACHINE NUMBER	%	OFF ROAD VEHICLE NUMBER	%	HIGHWAY VEHICLE NUMBER	%	WALKING NUMBER	%	UNKNOWN NUMBER	%	TOTAL NUMBER
Unit 17																				
Unit/Subunit 17C																				
	SUCCESSFUL	0	0.00	0	0.00	0	0.00	0	0.00	452	99.12	0	0.00	0	0.00	4	0.88	0	0.00	456
	UNSUCCESSFUL	n/a	n/a	n/a	n/a	n/a	n/a	n/a	n/a	n/a	n/a	n/a	n/a	n/a	n/a	n/a	n/a	n/a	n/a	n/a
	TOTAL	0	0.00	0	0.00	0	0.00	0	0.00	452	99.12	0	0.00	0	0.00	4	0.88	0	0.00	456
TOTAL UNIT																				
	SUCCESSFUL	9	1.30	0	0.00	0	0.00	0	0.00	675	97.40	0	0.00	0	0.00	4	0.58	5	0.72	693
	UNSUCCESSFUL	n/a	n/a	n/a	n/a	n/a	n/a	n/a	n/a	n/a	n/a	n/a	n/a	n/a	n/a	n/a	n/a	n/a	n/a	n/a
	TOTAL	9	1.30	0	0.00	0	0.00	0	0.00	675	97.40	0	0.00	0	0.00	4	0.58	5	0.72	693
Unit 18																				
TOTAL UNIT																				
	SUCCESSFUL	31	4.89	0	0.00	12	1.89	0	0.00	564	88.96	0	0.00	0	0.00	0	0.00	27	4.26	634
	UNSUCCESSFUL	n/a	n/a	n/a	n/a	n/a	n/a	n/a	n/a	n/a	n/a	n/a	n/a	n/a	n/a	n/a	n/a	n/a	n/a	n/a
	TOTAL	31	4.89	0	0.00	12	1.89	0	0.00	564	88.96	0	0.00	0	0.00	0	0.00	27	4.26	634
Unit 19																				
Unit/Subunit 19A																				
	SUCCESSFUL	0	0.00	0	0.00	0	0.00	0	0.00	64	100.00	0	0.00	0	0.00	0	0.00	0	0.00	64
	UNSUCCESSFUL	n/a	n/a	n/a	n/a	n/a	n/a	n/a	n/a	n/a	n/a	n/a	n/a	n/a	n/a	n/a	n/a	n/a	n/a	n/a
	TOTAL	0	0.00	0	0.00	0	0.00	0	0.00	64	100.00	0	0.00	0	0.00	0	0.00	0	0.00	64
Unit/Subunit 19B																				
	SUCCESSFUL	0	0.00	0	0.00	0	0.00	0	0.00	0	0.00	0	0.00	0	0.00	0	0.00	4	100.00	4
	UNSUCCESSFUL	n/a	n/a	n/a	n/a	n/a	n/a	n/a	n/a	n/a	n/a	n/a	n/a	n/a	n/a	n/a	n/a	n/a	n/a	n/a
	TOTAL	0	0.00	0	0.00	0	0.00	0	0.00	0	0.00	0	0.00	0	0.00	0	0.00	4	100.00	4
Unit/Subunit 19D																				
	SUCCESSFUL	2	2.33	0	0.00	0	0.00	0	0.00	84	97.67	0	0.00	0	0.00	0	0.00	0	0.00	86
	UNSUCCESSFUL	n/a	n/a	n/a	n/a	n/a	n/a	n/a	n/a	n/a	n/a	n/a	n/a	n/a	n/a	n/a	n/a	n/a	n/a	n/a
	TOTAL	2	2.33	0	0.00	0	0.00	0	0.00	84	97.67	0	0.00	0	0.00	0	0.00	0	0.00	86
TOTAL UNIT																				
	SUCCESSFUL	2	1.30	0	0.00	0	0.00	0	0.00	148	96.10	0	0.00	0	0.00	0	0.00	4	2.60	154
	UNSUCCESSFUL	n/a	n/a	n/a	n/a	n/a	n/a	n/a	n/a	n/a	n/a	n/a	n/a	n/a	n/a	n/a	n/a	n/a	n/a	n/a
	TOTAL	2	1.30	0	0.00	0	0.00	0	0.00	148	96.10	0	0.00	0	0.00	0	0.00	4	2.60	154
Unit 20																				
Unit/Subunit 20A																				
	SUCCESSFUL	0	0.00	3	4.41	0	0.00	0	0.00	58	85.29	0	0.00	7	10.29	0	0.00	0	0.00	68
	UNSUCCESSFUL	n/a	n/a	n/a	n/a	n/a	n/a	n/a	n/a	n/a	n/a	n/a	n/a	n/a	n/a	n/a	n/a	n/a	n/a	n/a
	TOTAL	0	0.00	3	4.41	0	0.00	0	0.00	58	85.29	0	0.00	7	10.29	0	0.00	0	0.00	68
Unit/Subunit 20B																				
	SUCCESSFUL	0	0.00	8	1.21	0	0.00	0	0.00	407	61.67	7	1.06	141	21.36	43	6.52	54	8.18	660
	UNSUCCESSFUL	n/a	n/a	n/a	n/a	n/a	n/a	n/a	n/a	n/a	n/a	n/a	n/a	n/a	n/a	n/a	n/a	n/a	n/a	n/a
	TOTAL	0	0.00	8	1.21	0	0.00	0	0.00	407	61.67	7	1.06	141	21.36	43	6.52	54	8.18	660

1993-94 TRANSPORTATION METHODS BY SPECIES: BEAVER

UNIT	SUCCESS	AIRPLANE NUMBER	%	HORSE/ DOG TEAM NUMBER	%	BOAT NUMBER	%	3-OR-4 WHEELER NUMBER	%	SNOWMACHINE NUMBER	%	OFF ROAD VEHICLE NUMBER	%	HIGHWAY VEHICLE NUMBER	%	WALKING NUMBER	%	UNKNOWN NUMBER	%	TOTAL NUMBER
Unit 20																				
Unit/Subunit 20C																				
	SUCCESSFUL	0	0.00	53	29.94	0	0.00	7	3.95	99	55.93	0	0.00	6	3.39	6	3.39	6	3.39	177
	UNSUCCESSFUL	n/a	n/a	n/a	n/a	n/a	n/a	n/a	n/a	n/a	n/a	n/a	n/a	n/a	n/a	n/a	n/a	n/a	n/a	n/a
	TOTAL	0	0.00	53	29.94	0	0.00	7	3.95	99	55.93	0	0.00	6	3.39	6	3.39	6	3.39	177
Unit/Subunit 20D																				
	SUCCESSFUL	0	0.00	0	0.00	7	58.33	0	0.00	4	33.33	0	0.00	1	8.33	0	0.00	0	0.00	12
	UNSUCCESSFUL	n/a	n/a	n/a	n/a	n/a	n/a	n/a	n/a	n/a	n/a	n/a	n/a	n/a	n/a	n/a	n/a	n/a	n/a	n/a
	TOTAL	0	0.00	0	0.00	7	58.33	0	0.00	4	33.33	0	0.00	1	8.33	0	0.00	0	0.00	12
Unit/Subunit 20E																				
	SUCCESSFUL	0	0.00	0	0.00	0	0.00	0	0.00	9	100.00	0	0.00	0	0.00	0	0.00	0	0.00	9
	UNSUCCESSFUL	n/a	n/a	n/a	n/a	n/a	n/a	n/a	n/a	n/a	n/a	n/a	n/a	n/a	n/a	n/a	n/a	n/a	n/a	n/a
	TOTAL	0	0.00	0	0.00	0	0.00	0	0.00	9	100.00	0	0.00	0	0.00	0	0.00	0	0.00	9
Unit/Subunit 20F																				
	SUCCESSFUL	0	0.00	2	12.50	0	0.00	0	0.00	9	56.25	0	0.00	5	31.25	0	0.00	0	0.00	16
	UNSUCCESSFUL	n/a	n/a	n/a	n/a	n/a	n/a	n/a	n/a	n/a	n/a	n/a	n/a	n/a	n/a	n/a	n/a	n/a	n/a	n/a
	TOTAL	0	0.00	2	12.50	0	0.00	0	0.00	9	56.25	0	0.00	5	31.25	0	0.00	0	0.00	16
TOTAL UNIT																				
	SUCCESSFUL	0	0.00	66	7.01	7	0.74	7	0.74	586	62.21	7	0.74	160	16.99	49	5.20	60	6.37	942
	UNSUCCESSFUL	n/a	n/a	n/a	n/a	n/a	n/a	n/a	n/a	n/a	n/a	n/a	n/a	n/a	n/a	n/a	n/a	n/a	n/a	n/a
	TOTAL	0	0.00	66	7.01	7	0.74	7	0.74	586	62.21	7	0.74	160	16.99	49	5.20	60	6.37	942
Unit 21																				
Unit/Subunit 21A																				
	SUCCESSFUL	0	0.00	72	64.86	0	0.00	0	0.00	18	16.22	0	0.00	0	0.00	21	18.92	0	0.00	111
	UNSUCCESSFUL	n/a	n/a	n/a	n/a	n/a	n/a	n/a	n/a	n/a	n/a	n/a	n/a	n/a	n/a	n/a	n/a	n/a	n/a	n/a
	TOTAL	0	0.00	72	64.86	0	0.00	0	0.00	18	16.22	0	0.00	0	0.00	21	18.92	0	0.00	111
Unit/Subunit 21B																				
	SUCCESSFUL	0	0.00	0	0.00	0	0.00	0	0.00	14	100.00	0	0.00	0	0.00	0	0.00	0	0.00	14
	UNSUCCESSFUL	n/a	n/a	n/a	n/a	n/a	n/a	n/a	n/a	n/a	n/a	n/a	n/a	n/a	n/a	n/a	n/a	n/a	n/a	n/a
	TOTAL	0	0.00	0	0.00	0	0.00	0	0.00	14	100.00	0	0.00	0	0.00	0	0.00	0	0.00	14
Unit/Subunit 21D																				
	SUCCESSFUL	0	0.00	3	1.46	0	0.00	0	0.00	202	98.54	0	0.00	0	0.00	0	0.00	0	0.00	205
	UNSUCCESSFUL	n/a	n/a	n/a	n/a	n/a	n/a	n/a	n/a	n/a	n/a	n/a	n/a	n/a	n/a	n/a	n/a	n/a	n/a	n/a
	TOTAL	0	0.00	3	1.46	0	0.00	0	0.00	202	98.54	0	0.00	0	0.00	0	0.00	0	0.00	205
TOTAL UNIT																				
	SUCCESSFUL	0	0.00	75	22.73	0	0.00	0	0.00	234	70.91	0	0.00	0	0.00	21	6.36	0	0.00	330
	UNSUCCESSFUL	n/a	n/a	n/a	n/a	n/a	n/a	n/a	n/a	n/a	n/a	n/a	n/a	n/a	n/a	n/a	n/a	n/a	n/a	n/a
	TOTAL	0	0.00	75	22.73	0	0.00	0	0.00	234	70.91	0	0.00	0	0.00	21	6.36	0	0.00	330
Unit 22																				
Unit/Subunit 22A																				
	SUCCESSFUL	0	0.00	0	0.00	0	0.00	0	0.00	7	77.78	0	0.00	0	0.00	0	0.00	2	22.22	9
	UNSUCCESSFUL	n/a	n/a	n/a	n/a	n/a	n/a	n/a	n/a	n/a	n/a	n/a	n/a	n/a	n/a	n/a	n/a	n/a	n/a	n/a
	TOTAL	0	0.00	0	0.00	0	0.00	0	0.00	7	77.78	0	0.00	0	0.00	0	0.00	2	22.22	9

1993-94 TRANSPORTATION METHODS BY SPECIES: BEAVER

UNIT	SUCCESS	AIRPLANE NUMBER	%	HORSE/ DOG TEAM NUMBER	%	BOAT NUMBER	%	3-OR-4 WHEELER NUMBER	%	SNOWMACHINE NUMBER	%	OFF ROAD VEHICLE NUMBER	%	HIGHWAY VEHICLE NUMBER	%	WALKING NUMBER	%	UNKNOWN NUMBER	%	TOTAL NUMBER
Unit 22																				
Unit/Subunit 22B																				
	SUCCESSFUL	0	0.00	0	0.00	0	0.00	0	0.00	4	100.00	0	0.00	0	0.00	0	0.00	0	0.00	4
	UNSUCCESSFUL	n/a	n/a	n/a	n/a	n/a	n/a	n/a	n/a	n/a	n/a	n/a	n/a	n/a	n/a	n/a	n/a	n/a	n/a	n/a
	TOTAL	0	0.00	0	0.00	0	0.00	0	0.00	4	100.00	0	0.00	0	0.00	0	0.00	0	0.00	4
Unit/Subunit 22C																				
	SUCCESSFUL	0	0.00	0	0.00	1	4.00	0	0.00	21	84.00	0	0.00	0	0.00	3	12.00	0	0.00	25
	UNSUCCESSFUL	n/a	n/a	n/a	n/a	n/a	n/a	n/a	n/a	n/a	n/a	n/a	n/a	n/a	n/a	n/a	n/a	n/a	n/a	n/a
	TOTAL	0	0.00	0	0.00	1	4.00	0	0.00	21	84.00	0	0.00	0	0.00	3	12.00	0	0.00	25
Unit/Subunit 22D																				
	SUCCESSFUL	0	0.00	0	0.00	0	0.00	0	0.00	1	100.00	0	0.00	0	0.00	0	0.00	0	0.00	1
	UNSUCCESSFUL	n/a	n/a	n/a	n/a	n/a	n/a	n/a	n/a	n/a	n/a	n/a	n/a	n/a	n/a	n/a	n/a	n/a	n/a	n/a
	TOTAL	0	0.00	0	0.00	0	0.00	0	0.00	1	100.00	0	0.00	0	0.00	0	0.00	0	0.00	1
TOTAL UNIT																				
	SUCCESSFUL	0	0.00	0	0.00	1	2.56	0	0.00	33	84.62	0	0.00	0	0.00	3	7.69	2	5.13	39
	UNSUCCESSFUL	n/a	n/a	n/a	n/a	n/a	n/a	n/a	n/a	n/a	n/a	n/a	n/a	n/a	n/a	n/a	n/a	n/a	n/a	n/a
	TOTAL	0	0.00	0	0.00	1	2.56	0	0.00	33	84.62	0	0.00	0	0.00	3	7.69	2	5.13	39
Unit 23																				
TOTAL UNIT																				
	SUCCESSFUL	10	100.00	0	0.00	0	0.00	0	0.00	0	0.00	0	0.00	0	0.00	0	0.00	0	0.00	10
	UNSUCCESSFUL	n/a	n/a	n/a	n/a	n/a	n/a	n/a	n/a	n/a	n/a	n/a	n/a	n/a	n/a	n/a	n/a	n/a	n/a	n/a
	TOTAL	10	100.00	0	0.00	0	0.00	0	0.00	0	0.00	0	0.00	0	0.00	0	0.00	0	0.00	10
Unit 24																				
TOTAL UNIT																				
	SUCCESSFUL	0	0.00	0	0.00	0	0.00	0	0.00	310	100.00	0	0.00	0	0.00	0	0.00	0	0.00	310
	UNSUCCESSFUL	n/a	n/a	n/a	n/a	n/a	n/a	n/a	n/a	n/a	n/a	n/a	n/a	n/a	n/a	n/a	n/a	n/a	n/a	n/a
	TOTAL	0	0.00	0	0.00	0	0.00	0	0.00	310	100.00	0	0.00	0	0.00	0	0.00	0	0.00	310
Unit 25																				
Unit/Subunit 25A																				
	SUCCESSFUL	0	0.00	0	0.00	0	0.00	0	0.00	8	100.00	0	0.00	0	0.00	0	0.00	0	0.00	8
	UNSUCCESSFUL	n/a	n/a	n/a	n/a	n/a	n/a	n/a	n/a	n/a	n/a	n/a	n/a	n/a	n/a	n/a	n/a	n/a	n/a	n/a
	TOTAL	0	0.00	0	0.00	0	0.00	0	0.00	8	100.00	0	0.00	0	0.00	0	0.00	0	0.00	8
Unit/Subunit 25B																				
	SUCCESSFUL	0	0.00	1	4.55	1	4.55	0	0.00	20	90.91	0	0.00	0	0.00	0	0.00	0	0.00	22
	UNSUCCESSFUL	n/a	n/a	n/a	n/a	n/a	n/a	n/a	n/a	n/a	n/a	n/a	n/a	n/a	n/a	n/a	n/a	n/a	n/a	n/a
	TOTAL	0	0.00	1	4.55	1	4.55	0	0.00	20	90.91	0	0.00	0	0.00	0	0.00	0	0.00	22
Unit/Subunit 25C																				
	SUCCESSFUL	0	0.00	0	0.00	0	0.00	0	0.00	3	100.00	0	0.00	0	0.00	0	0.00	0	0.00	3
	UNSUCCESSFUL	n/a	n/a	n/a	n/a	n/a	n/a	n/a	n/a	n/a	n/a	n/a	n/a	n/a	n/a	n/a	n/a	n/a	n/a	n/a
	TOTAL	0	0.00	0	0.00	0	0.00	0	0.00	3	100.00	0	0.00	0	0.00	0	0.00	0	0.00	3

1993-94 TRANSPORTATION METHODS BY SPECIES: BEAVER

UNIT	SUCCESS	AIRPLANE NUMBER	%	HORSE/ DOG TEAM NUMBER	%	BOAT NUMBER	%	3-OR-4 WHEELER NUMBER	%	SNOWMACHINE NUMBER	%	OFF ROAD VEHICLE NUMBER	%	HIGHWAY VEHICLE NUMBER	%	WALKING NUMBER	%	UNKNOWN NUMBER	%	TOTAL NUMBER
Unit 25																				
Unit/Subunit 25D																				
	SUCCESSFUL	0	0.00	0	0.00	0	0.00	0	0.00	9	100.00	0	0.00	0	0.00	0	0.00	0	0.00	9
	UNSUCCESSFUL	n/a	n/a	n/a	n/a	n/a	n/a	n/a	n/a	n/a	n/a	n/a	n/a	n/a	n/a	n/a	n/a	n/a	n/a	n/a
	TOTAL	0	0.00	0	0.00	0	0.00	0	0.00	9	100.00	0	0.00	0	0.00	0	0.00	0	0.00	9
TOTAL UNIT																				
	SUCCESSFUL	0	0.00	1	2.38	1	2.38	0	0.00	40	95.24	0	0.00	0	0.00	0	0.00	0	0.00	42
	UNSUCCESSFUL	n/a	n/a	n/a	n/a	n/a	n/a	n/a	n/a	n/a	n/a	n/a	n/a	n/a	n/a	n/a	n/a	n/a	n/a	n/a
	TOTAL	0	0.00	1	2.38	1	2.38	0	0.00	40	95.24	0	0.00	0	0.00	0	0.00	0	0.00	42
TOTAL STATEWIDE																				
	SUCCESSFUL	74	1.65	172	3.83	152	3.39	104	2.32	3059	68.17	27	0.60	629	14.02	149	3.32	121	2.70	4487
	UNSUCCESSFUL	n/a	n/a	n/a	n/a	n/a	n/a	n/a	n/a	n/a	n/a	n/a	n/a	n/a	n/a	n/a	n/a	n/a	n/a	n/a
	TOTAL	74	1.65	172	3.83	152	3.39	104	2.32	3059	68.17	27	0.60	629	14.02	149	3.32	121	2.70	4487

1993-94 TRANSPORTATION METHODS BY SPECIES: BISON

UNIT	SUCCESS	AIRPLANE NUMBER	%	HORSE/ DOG TEAM NUMBER	%	BOAT NUMBER	%	3-OR-4 WHEELER NUMBER	%	SNOWMACHINE NUMBER	%	OFF ROAD VEHICLE NUMBER	%	HIGHWAY VEHICLE NUMBER	%	WALKING NUMBER	%	UNKNOWN NUMBER	%	TOTAL NUMBER
Unit 19																				
Unit/Subunit 19C																				
	SUCCESSFUL	13	65.00	0	0.00	0	0.00	1	5.00	6	30.00	0	0.00	0	0.00	0	0.00	0	0.00	20
	UNSUCCESSFUL	10	83.33	0	0.00	0	0.00	2	16.67	0	0.00	0	0.00	0	0.00	0	0.00	0	0.00	12
	TOTAL	23	71.88	0	0.00	0	0.00	3	9.38	6	18.75	0	0.00	0	0.00	0	0.00	0	0.00	32
TOTAL UNIT																				
	SUCCESSFUL	13	65.00	0	0.00	0	0.00	1	5.00	6	30.00	0	0.00	0	0.00	0	0.00	0	0.00	20
	UNSUCCESSFUL	10	83.33	0	0.00	0	0.00	2	16.67	0	0.00	0	0.00	0	0.00	0	0.00	0	0.00	12
	TOTAL	23	71.88	0	0.00	0	0.00	3	9.38	6	18.75	0	0.00	0	0.00	0	0.00	0	0.00	32
Unit 20																				
Unit/Subunit 20D																				
	SUCCESSFUL	0	0.00	2	1.82	0	0.00	5	4.55	26	23.64	4	3.64	72	65.45	0	0.00	1	0.91	110
	UNSUCCESSFUL	0	0.00	0	0.00	0	0.00	0	0.00	2	22.22	0	0.00	7	77.78	0	0.00	0	0.00	9
	TOTAL	0	0.00	2	1.68	0	0.00	5	4.20	28	23.53	4	3.36	79	66.39	0	0.00	1	0.84	119
TOTAL UNIT																				
	SUCCESSFUL	0	0.00	2	1.82	0	0.00	5	4.55	26	23.64	4	3.64	72	65.45	0	0.00	1	0.91	110
	UNSUCCESSFUL	0	0.00	0	0.00	0	0.00	0	0.00	2	22.22	0	0.00	7	77.78	0	0.00	0	0.00	9
	TOTAL	0	0.00	2	1.68	0	0.00	5	4.20	28	23.53	4	3.36	79	66.39	0	0.00	1	0.84	119
TOTAL STATEWIDE																				
	SUCCESSFUL	13	10.00	2	1.54	0	0.00	6	4.62	32	24.62	4	3.08	72	55.38	0	0.00	1	0.77	130
	UNSUCCESSFUL	10	47.62	0	0.00	0	0.00	2	9.52	2	9.52	0	0.00	7	33.33	0	0.00	0	0.00	21
	TOTAL	23	15.23	2	1.32	0	0.00	8	5.30	34	22.52	4	2.65	79	52.32	0	0.00	1	0.66	151

1993-94 TRANSPORTATION METHODS BY SPECIES: BLACK BEAR

UNIT	SUCCESS	AIRPLANE NUMBER	AIRPLANE %	HORSE/ DOG TEAM NUMBER	HORSE/ DOG TEAM %	BOAT NUMBER	BOAT %	3-OR-4 WHEELER NUMBER	3-OR-4 WHEELER %	SNOWMACHINE NUMBER	SNOWMACHINE %	OFF ROAD VEHICLE NUMBER	OFF ROAD VEHICLE %	HIGHWAY VEHICLE NUMBER	HIGHWAY VEHICLE %	WALKING NUMBER	WALKING %	UNKNOWN NUMBER	UNKNOWN %	TOTAL NUMBER
Unit 01																				
Unit/Subunit 01A																				
	SUCCESSFUL	2	4.00	0	0.00	35	70.00	1	2.00	0	0.00	0	0.00	10	20.00	2	4.00	0	0.00	50
	UNSUCCESSFUL	n/a	n/a	n/a	n/a	n/a	n/a	n/a	n/a	n/a	n/a	n/a	n/a	n/a	n/a	n/a	n/a	n/a	n/a	n/a
	TOTAL	2	4.00	0	0.00	35	70.00	1	2.00	0	0.00	0	0.00	10	20.00	2	4.00	0	0.00	50
Unit/Subunit 01B																				
	SUCCESSFUL	1	7.69	0	0.00	12	92.31	0	0.00	0	0.00	0	0.00	0	0.00	0	0.00	0	0.00	13
	UNSUCCESSFUL	n/a	n/a	n/a	n/a	n/a	n/a	n/a	n/a	n/a	n/a	n/a	n/a	n/a	n/a	n/a	n/a	n/a	n/a	n/a
	TOTAL	1	7.69	0	0.00	12	92.31	0	0.00	0	0.00	0	0.00	0	0.00	0	0.00	0	0.00	13
Unit/Subunit 01C																				
	SUCCESSFUL	3	5.36	0	0.00	50	89.29	0	0.00	0	0.00	0	0.00	1	1.79	2	3.57	0	0.00	56
	UNSUCCESSFUL	n/a	n/a	n/a	n/a	n/a	n/a	n/a	n/a	n/a	n/a	n/a	n/a	n/a	n/a	n/a	n/a	n/a	n/a	n/a
	TOTAL	3	5.36	0	0.00	50	89.29	0	0.00	0	0.00	0	0.00	1	1.79	2	3.57	0	0.00	56
Unit/Subunit 01D																				
	SUCCESSFUL	0	0.00	0	0.00	1	5.26	0	0.00	0	0.00	0	0.00	10	52.63	5	26.32	3	15.79	19
	UNSUCCESSFUL	n/a	n/a	n/a	n/a	n/a	n/a	n/a	n/a	n/a	n/a	n/a	n/a	n/a	n/a	n/a	n/a	n/a	n/a	n/a
	TOTAL	0	0.00	0	0.00	1	5.26	0	0.00	0	0.00	0	0.00	10	52.63	5	26.32	3	15.79	19
TOTAL UNIT																				
	SUCCESSFUL	6	4.35	0	0.00	98	71.01	1	0.72	0	0.00	0	0.00	21	15.22	9	6.52	3	2.17	138
	UNSUCCESSFUL	n/a	n/a	n/a	n/a	n/a	n/a	n/a	n/a	n/a	n/a	n/a	n/a	n/a	n/a	n/a	n/a	n/a	n/a	n/a
	TOTAL	6	4.35	0	0.00	98	71.01	1	0.72	0	0.00	0	0.00	21	15.22	9	6.52	3	2.17	138
Unit 02																				
TOTAL UNIT																				
	SUCCESSFUL	15	6.82	0	0.00	62	28.18	0	0.00	0	0.00	0	0.00	120	54.55	23	10.45	0	0.00	220
	UNSUCCESSFUL	n/a	n/a	n/a	n/a	n/a	n/a	n/a	n/a	n/a	n/a	n/a	n/a	n/a	n/a	n/a	n/a	n/a	n/a	n/a
	TOTAL	15	6.82	0	0.00	62	28.18	0	0.00	0	0.00	0	0.00	120	54.55	23	10.45	0	0.00	220
Unit 03																				
TOTAL UNIT																				
	SUCCESSFUL	28	12.23	0	0.00	156	68.12	0	0.00	0	0.00	0	0.00	39	17.03	6	2.62	0	0.00	229
	UNSUCCESSFUL	n/a	n/a	n/a	n/a	n/a	n/a	n/a	n/a	n/a	n/a	n/a	n/a	n/a	n/a	n/a	n/a	n/a	n/a	n/a
	TOTAL	28	12.23	0	0.00	156	68.12	0	0.00	0	0.00	0	0.00	39	17.03	6	2.62	0	0.00	229
Unit 05																				
Unit/Subunit 05A																				
	SUCCESSFUL	5	50.00	0	0.00	5	50.00	0	0.00	0	0.00	0	0.00	0	0.00	0	0.00	0	0.00	10
	UNSUCCESSFUL	n/a	n/a	n/a	n/a	n/a	n/a	n/a	n/a	n/a	n/a	n/a	n/a	n/a	n/a	n/a	n/a	n/a	n/a	n/a
	TOTAL	5	50.00	0	0.00	5	50.00	0	0.00	0	0.00	0	0.00	0	0.00	0	0.00	0	0.00	10
TOTAL UNIT																				
	SUCCESSFUL	5	50.00	0	0.00	5	50.00	0	0.00	0	0.00	0	0.00	0	0.00	0	0.00	0	0.00	10
	UNSUCCESSFUL	n/a	n/a	n/a	n/a	n/a	n/a	n/a	n/a	n/a	n/a	n/a	n/a	n/a	n/a	n/a	n/a	n/a	n/a	n/a
	TOTAL	5	50.00	0	0.00	5	50.00	0	0.00	0	0.00	0	0.00	0	0.00	0	0.00	0	0.00	10

1993-94 TRANSPORTATION METHODS BY SPECIES: BLACK BEAR

UNIT	SUCCESS	AIRPLANE NUMBER	AIRPLANE %	HORSE/ DOG TEAM NUMBER	HORSE/ DOG TEAM %	BOAT NUMBER	BOAT %	3-OR-4 WHEELER NUMBER	3-OR-4 WHEELER %	SNOWMACHINE NUMBER	SNOWMACHINE %	OFF ROAD VEHICLE NUMBER	OFF ROAD VEHICLE %	HIGHWAY VEHICLE NUMBER	HIGHWAY VEHICLE %	WALKING NUMBER	WALKING %	UNKNOWN NUMBER	UNKNOWN %	TOTAL NUMBER
Unit 06																				
Unit/Subunit 06A																				
	SUCCESSFUL	8	72.73	0	0.00	0	0.00	0	0.00	0	0.00	0	0.00	1	9.09	2	18.18	0	0.00	11
	UNSUCCESSFUL	n/a	n/a	n/a	n/a	n/a	n/a	n/a	n/a	n/a	n/a	n/a	n/a	n/a	n/a	n/a	n/a	n/a	n/a	n/a
	TOTAL	8	72.73	0	0.00	0	0.00	0	0.00	0	0.00	0	0.00	1	9.09	2	18.18	0	0.00	11
Unit/Subunit 06B																				
	SUCCESSFUL	1	33.33	0	0.00	2	66.67	0	0.00	0	0.00	0	0.00	0	0.00	0	0.00	0	0.00	3
	UNSUCCESSFUL	n/a	n/a	n/a	n/a	n/a	n/a	n/a	n/a	n/a	n/a	n/a	n/a	n/a	n/a	n/a	n/a	n/a	n/a	n/a
	TOTAL	1	33.33	0	0.00	2	66.67	0	0.00	0	0.00	0	0.00	0	0.00	0	0.00	0	0.00	3
Unit/Subunit 06C																				
	SUCCESSFUL	0	0.00	0	0.00	2	13.33	1	6.67	0	0.00	0	0.00	12	80.00	0	0.00	0	0.00	15
	UNSUCCESSFUL	n/a	n/a	n/a	n/a	n/a	n/a	n/a	n/a	n/a	n/a	n/a	n/a	n/a	n/a	n/a	n/a	n/a	n/a	n/a
	TOTAL	0	0.00	0	0.00	2	13.33	1	6.67	0	0.00	0	0.00	12	80.00	0	0.00	0	0.00	15
Unit/Subunit 06D																				
	SUCCESSFUL	13	11.21	0	0.00	96	82.76	1	0.86	1	0.86	0	0.00	0	0.00	5	4.31	0	0.00	116
	UNSUCCESSFUL	n/a	n/a	n/a	n/a	n/a	n/a	n/a	n/a	n/a	n/a	n/a	n/a	n/a	n/a	n/a	n/a	n/a	n/a	n/a
	TOTAL	13	11.21	0	0.00	96	82.76	1	0.86	1	0.86	0	0.00	0	0.00	5	4.31	0	0.00	116
TOTAL UNIT																				
	SUCCESSFUL	22	15.17	0	0.00	100	68.97	2	1.38	1	0.69	0	0.00	13	8.97	7	4.83	0	0.00	145
	UNSUCCESSFUL	n/a	n/a	n/a	n/a	n/a	n/a	n/a	n/a	n/a	n/a	n/a	n/a	n/a	n/a	n/a	n/a	n/a	n/a	n/a
	TOTAL	22	15.17	0	0.00	100	68.97	2	1.38	1	0.69	0	0.00	13	8.97	7	4.83	0	0.00	145
Unit 07																				
TOTAL UNIT																				
	SUCCESSFUL	6	6.67	0	0.00	19	21.11	2	2.22	0	0.00	0	0.00	40	44.44	21	23.33	2	2.22	90
	UNSUCCESSFUL	n/a	n/a	n/a	n/a	n/a	n/a	n/a	n/a	n/a	n/a	n/a	n/a	n/a	n/a	n/a	n/a	n/a	n/a	n/a
	TOTAL	6	6.67	0	0.00	19	21.11	2	2.22	0	0.00	0	0.00	40	44.44	21	23.33	2	2.22	90
Unit 09																				
Unit/Subunit 09A																				
	SUCCESSFUL	1	100.00	0	0.00	0	0.00	0	0.00	0	0.00	0	0.00	0	0.00	0	0.00	0	0.00	1
	UNSUCCESSFUL	n/a	n/a	n/a	n/a	n/a	n/a	n/a	n/a	n/a	n/a	n/a	n/a	n/a	n/a	n/a	n/a	n/a	n/a	n/a
	TOTAL	1	100.00	0	0.00	0	0.00	0	0.00	0	0.00	0	0.00	0	0.00	0	0.00	0	0.00	1
TOTAL UNIT																				
	SUCCESSFUL	1	100.00	0	0.00	0	0.00	0	0.00	0	0.00	0	0.00	0	0.00	0	0.00	0	0.00	1
	UNSUCCESSFUL	n/a	n/a	n/a	n/a	n/a	n/a	n/a	n/a	n/a	n/a	n/a	n/a	n/a	n/a	n/a	n/a	n/a	n/a	n/a
	TOTAL	1	100.00	0	0.00	0	0.00	0	0.00	0	0.00	0	0.00	0	0.00	0	0.00	0	0.00	1
Unit 11																				
TOTAL UNIT																				
	SUCCESSFUL	2	11.11	1	5.56	1	5.56	0	0.00	0	0.00	0	0.00	10	55.56	3	16.67	1	5.56	18
	UNSUCCESSFUL	n/a	n/a	n/a	n/a	n/a	n/a	n/a	n/a	n/a	n/a	n/a	n/a	n/a	n/a	n/a	n/a	n/a	n/a	n/a
	TOTAL	2	11.11	1	5.56	1	5.56	0	0.00	0	0.00	0	0.00	10	55.56	3	16.67	1	5.56	18

1993-94 TRANSPORTATION METHODS BY SPECIES: BLACK BEAR

UNIT	SUCCESS	AIRPLANE NUMBER	%	HORSE/ DOG TEAM NUMBER	%	BOAT NUMBER	%	3-OR-4 WHEELER NUMBER	%	SNOWMACHINE NUMBER	%	OFF ROAD VEHICLE NUMBER	%	HIGHWAY VEHICLE NUMBER	%	WALKING NUMBER	%	UNKNOWN NUMBER	%	TOTAL NUMBER
Unit 12																				
TOTAL UNIT																				
	SUCCESSFUL	1	3.70	0	0.00	1	3.70	9	33.33	0	0.00	3	11.11	11	40.74	2	7.41	0	0.00	27
	UNSUCCESSFUL	n/a	n/a	n/a	n/a	n/a	n/a	n/a	n/a	n/a	n/a	n/a	n/a	n/a	n/a	n/a	n/a	n/a	n/a	n/a
	TOTAL	1	3.70	0	0.00	1	3.70	9	33.33	0	0.00	3	11.11	11	40.74	2	7.41	0	0.00	27
Unit 13																				
Unit/Subunit 13A																				
	SUCCESSFUL	0	0.00	1	14.29	0	0.00	1	14.29	0	0.00	0	0.00	4	57.14	1	14.29	0	0.00	7
	UNSUCCESSFUL	n/a	n/a	n/a	n/a	n/a	n/a	n/a	n/a	n/a	n/a	n/a	n/a	n/a	n/a	n/a	n/a	n/a	n/a	n/a
	TOTAL	0	0.00	1	14.29	0	0.00	1	14.29	0	0.00	0	0.00	4	57.14	1	14.29	0	0.00	7
Unit/Subunit 13B																				
	SUCCESSFUL	0	0.00	0	0.00	0	0.00	2	40.00	0	0.00	0	0.00	3	60.00	0	0.00	0	0.00	5
	UNSUCCESSFUL	n/a	n/a	n/a	n/a	n/a	n/a	n/a	n/a	n/a	n/a	n/a	n/a	n/a	n/a	n/a	n/a	n/a	n/a	n/a
	TOTAL	0	0.00	0	0.00	0	0.00	2	40.00	0	0.00	0	0.00	3	60.00	0	0.00	0	0.00	5
Unit/Subunit 13C																				
	SUCCESSFUL	0	0.00	0	0.00	0	0.00	0	0.00	0	0.00	0	0.00	1	100.00	0	0.00	0	0.00	1
	UNSUCCESSFUL	n/a	n/a	n/a	n/a	n/a	n/a	n/a	n/a	n/a	n/a	n/a	n/a	n/a	n/a	n/a	n/a	n/a	n/a	n/a
	TOTAL	0	0.00	0	0.00	0	0.00	0	0.00	0	0.00	0	0.00	1	100.00	0	0.00	0	0.00	1
Unit/Subunit 13D																				
	SUCCESSFUL	3	12.50	5	20.83	1	4.17	4	16.67	0	0.00	1	4.17	8	33.33	2	8.33	0	0.00	24
	UNSUCCESSFUL	n/a	n/a	n/a	n/a	n/a	n/a	n/a	n/a	n/a	n/a	n/a	n/a	n/a	n/a	n/a	n/a	n/a	n/a	n/a
	TOTAL	3	12.50	5	20.83	1	4.17	4	16.67	0	0.00	1	4.17	8	33.33	2	8.33	0	0.00	24
Unit/Subunit 13E																				
	SUCCESSFUL	10	40.00	0	0.00	5	20.00	1	4.00	0	0.00	0	0.00	4	16.00	4	16.00	1	4.00	25
	UNSUCCESSFUL	n/a	n/a	n/a	n/a	n/a	n/a	n/a	n/a	n/a	n/a	n/a	n/a	n/a	n/a	n/a	n/a	n/a	n/a	n/a
	TOTAL	10	40.00	0	0.00	5	20.00	1	4.00	0	0.00	0	0.00	4	16.00	4	16.00	1	4.00	25
TOTAL UNIT																				
	SUCCESSFUL	13	20.97	6	9.68	6	9.68	8	12.90	0	0.00	1	1.61	20	32.26	7	11.29	1	1.61	62
	UNSUCCESSFUL	n/a	n/a	n/a	n/a	n/a	n/a	n/a	n/a	n/a	n/a	n/a	n/a	n/a	n/a	n/a	n/a	n/a	n/a	n/a
	TOTAL	13	20.97	6	9.68	6	9.68	8	12.90	0	0.00	1	1.61	20	32.26	7	11.29	1	1.61	62
Unit 14																				
Unit/Subunit 14A																				
	SUCCESSFUL	0	0.00	0	0.00	5	20.83	6	25.00	0	0.00	1	4.17	9	37.50	3	12.50	0	0.00	24
	UNSUCCESSFUL	n/a	n/a	n/a	n/a	n/a	n/a	n/a	n/a	n/a	n/a	n/a	n/a	n/a	n/a	n/a	n/a	n/a	n/a	n/a
	TOTAL	0	0.00	0	0.00	5	20.83	6	25.00	0	0.00	1	4.17	9	37.50	3	12.50	0	0.00	24
Unit/Subunit 14B																				
	SUCCESSFUL	1	10.00	0	0.00	0	0.00	0	0.00	0	0.00	0	0.00	3	30.00	6	60.00	0	0.00	10
	UNSUCCESSFUL	n/a	n/a	n/a	n/a	n/a	n/a	n/a	n/a	n/a	n/a	n/a	n/a	n/a	n/a	n/a	n/a	n/a	n/a	n/a
	TOTAL	1	10.00	0	0.00	0	0.00	0	0.00	0	0.00	0	0.00	3	30.00	6	60.00	0	0.00	10

1993-94 TRANSPORTATION METHODS BY SPECIES: BLACK BEAR

UNIT	SUCCESS	AIRPLANE NUMBER	%	HORSE/ DOG TEAM NUMBER	%	BOAT NUMBER	%	3-OR-4 WHEELER NUMBER	%	SNOWMACHINE NUMBER	%	OFF ROAD VEHICLE NUMBER	%	HIGHWAY VEHICLE NUMBER	%	WALKING NUMBER	%	UNKNOWN NUMBER	%	TOTAL NUMBER
Unit 14																				
Unit/Subunit 14C																				
	SUCCESSFUL	3	25.00	1	8.33	4	33.33	0	0.00	0	0.00	0	0.00	2	16.67	2	16.67	0	0.00	12
	UNSUCCESSFUL	n/a	n/a	n/a	n/a	n/a	n/a	n/a	n/a	n/a	n/a	n/a	n/a	n/a	n/a	n/a	n/a	n/a	n/a	n/a
	TOTAL	3	25.00	1	8.33	4	33.33	0	0.00	0	0.00	0	0.00	2	16.67	2	16.67	0	0.00	12
TOTAL UNIT																				
	SUCCESSFUL	4	8.70	1	2.17	9	19.57	6	13.04	0	0.00	1	2.17	14	30.43	11	23.91	0	0.00	46
	UNSUCCESSFUL	n/a	n/a	n/a	n/a	n/a	n/a	n/a	n/a	n/a	n/a	n/a	n/a	n/a	n/a	n/a	n/a	n/a	n/a	n/a
	TOTAL	4	8.70	1	2.17	9	19.57	6	13.04	0	0.00	1	2.17	14	30.43	11	23.91	0	0.00	46
Unit 15																				
Unit/Subunit 15A																				
	SUCCESSFUL	4	12.90	2	6.45	0	0.00	2	6.45	0	0.00	0	0.00	17	54.84	6	19.35	0	0.00	31
	UNSUCCESSFUL	n/a	n/a	n/a	n/a	n/a	n/a	n/a	n/a	n/a	n/a	n/a	n/a	n/a	n/a	n/a	n/a	n/a	n/a	n/a
	TOTAL	4	12.90	2	6.45	0	0.00	2	6.45	0	0.00	0	0.00	17	54.84	6	19.35	0	0.00	31
Unit/Subunit 15B																				
	SUCCESSFUL	3	20.00	3	20.00	7	46.67	0	0.00	0	0.00	0	0.00	2	13.33	0	0.00	0	0.00	15
	UNSUCCESSFUL	n/a	n/a	n/a	n/a	n/a	n/a	n/a	n/a	n/a	n/a	n/a	n/a	n/a	n/a	n/a	n/a	n/a	n/a	n/a
	TOTAL	3	20.00	3	20.00	7	46.67	0	0.00	0	0.00	0	0.00	2	13.33	0	0.00	0	0.00	15
Unit/Subunit 15C																				
	SUCCESSFUL	17	27.87	1	1.64	27	44.26	2	3.28	0	0.00	0	0.00	9	14.75	5	8.20	0	0.00	61
	UNSUCCESSFUL	n/a	n/a	n/a	n/a	n/a	n/a	n/a	n/a	n/a	n/a	n/a	n/a	n/a	n/a	n/a	n/a	n/a	n/a	n/a
	TOTAL	17	27.87	1	1.64	27	44.26	2	3.28	0	0.00	0	0.00	9	14.75	5	8.20	0	0.00	61
Unit/Subunit 15Z																				
	SUCCESSFUL	0	0.00	0	0.00	0	0.00	0	0.00	0	0.00	0	0.00	0	0.00	0	0.00	1	100.00	1
	UNSUCCESSFUL	n/a	n/a	n/a	n/a	n/a	n/a	n/a	n/a	n/a	n/a	n/a	n/a	n/a	n/a	n/a	n/a	n/a	n/a	n/a
	TOTAL	0	0.00	0	0.00	0	0.00	0	0.00	0	0.00	0	0.00	0	0.00	0	0.00	1	100.00	1
TOTAL UNIT																				
	SUCCESSFUL	24	22.22	6	5.56	34	31.48	4	3.70	0	0.00	0	0.00	28	25.93	11	10.19	1	0.93	108
	UNSUCCESSFUL	n/a	n/a	n/a	n/a	n/a	n/a	n/a	n/a	n/a	n/a	n/a	n/a	n/a	n/a	n/a	n/a	n/a	n/a	n/a
	TOTAL	24	22.22	6	5.56	34	31.48	4	3.70	0	0.00	0	0.00	28	25.93	11	10.19	1	0.93	108
Unit 16																				
Unit/Subunit 16A																				
	SUCCESSFUL	1	2.27	0	0.00	18	40.91	7	15.91	1	2.27	1	2.27	11	25.00	5	11.36	0	0.00	44
	UNSUCCESSFUL	n/a	n/a	n/a	n/a	n/a	n/a	n/a	n/a	n/a	n/a	n/a	n/a	n/a	n/a	n/a	n/a	n/a	n/a	n/a
	TOTAL	1	2.27	0	0.00	18	40.91	7	15.91	1	2.27	1	2.27	11	25.00	5	11.36	0	0.00	44
Unit/Subunit 16B																				
	SUCCESSFUL	41	58.57	1	1.43	22	31.43	0	0.00	0	0.00	1	1.43	0	0.00	4	5.71	1	1.43	70
	UNSUCCESSFUL	n/a	n/a	n/a	n/a	n/a	n/a	n/a	n/a	n/a	n/a	n/a	n/a	n/a	n/a	n/a	n/a	n/a	n/a	n/a
	TOTAL	41	58.57	1	1.43	22	31.43	0	0.00	0	0.00	1	1.43	0	0.00	4	5.71	1	1.43	70
TOTAL UNIT																				
	SUCCESSFUL	42	36.84	1	0.88	40	35.09	7	6.14	1	0.88	2	1.75	11	9.65	9	7.89	1	0.88	114
	UNSUCCESSFUL	n/a	n/a	n/a	n/a	n/a	n/a	n/a	n/a	n/a	n/a	n/a	n/a	n/a	n/a	n/a	n/a	n/a	n/a	n/a
	TOTAL	42	36.84	1	0.88	40	35.09	7	6.14	1	0.88	2	1.75	11	9.65	9	7.89	1	0.88	114

1993-94 TRANSPORTATION METHODS BY SPECIES: BLACK BEAR

UNIT	SUCCESS	AIRPLANE NUMBER	%	HORSE/ DOG TEAM NUMBER	%	BOAT NUMBER	%	3-OR-4 WHEELER NUMBER	%	SNOWMACHINE NUMBER	%	OFF ROAD VEHICLE NUMBER	%	HIGHWAY VEHICLE NUMBER	%	WALKING NUMBER	%	UNKNOWN NUMBER	%	TOTAL NUMBER
Unit 17																				
Unit/Subunit 17B																				
	SUCCESSFUL	0	0.00	0	0.00	1	100.00	0	0.00	0	0.00	0	0.00	0	0.00	0	0.00	0	0.00	1
	UNSUCCESSFUL	n/a	n/a	n/a	n/a	n/a	n/a	n/a	n/a	n/a	n/a	n/a	n/a	n/a	n/a	n/a	n/a	n/a	n/a	n/a
	TOTAL	0	0.00	0	0.00	1	100.00	0	0.00	0	0.00	0	0.00	0	0.00	0	0.00	0	0.00	1
TOTAL UNIT																				
	SUCCESSFUL	0	0.00	0	0.00	1	100.00	0	0.00	0	0.00	0	0.00	0	0.00	0	0.00	0	0.00	1
	UNSUCCESSFUL	n/a	n/a	n/a	n/a	n/a	n/a	n/a	n/a	n/a	n/a	n/a	n/a	n/a	n/a	n/a	n/a	n/a	n/a	n/a
	TOTAL	0	0.00	0	0.00	1	100.00	0	0.00	0	0.00	0	0.00	0	0.00	0	0.00	0	0.00	1
Unit 20																				
Unit/Subunit 20A																				
	SUCCESSFUL	6	13.33	0	0.00	24	53.33	5	11.11	0	0.00	2	4.44	4	8.89	2	4.44	2	4.44	45
	UNSUCCESSFUL	n/a	n/a	n/a	n/a	n/a	n/a	n/a	n/a	n/a	n/a	n/a	n/a	n/a	n/a	n/a	n/a	n/a	n/a	n/a
	TOTAL	6	13.33	0	0.00	24	53.33	5	11.11	0	0.00	2	4.44	4	8.89	2	4.44	2	4.44	45
Unit/Subunit 20B																				
	SUCCESSFUL	5	3.65	0	0.00	7	5.11	51	37.23	0	0.00	2	1.46	70	51.09	1	0.73	1	0.73	137
	UNSUCCESSFUL	n/a	n/a	n/a	n/a	n/a	n/a	n/a	n/a	n/a	n/a	n/a	n/a	n/a	n/a	n/a	n/a	n/a	n/a	n/a
	TOTAL	5	3.65	0	0.00	7	5.11	51	37.23	0	0.00	2	1.46	70	51.09	1	0.73	1	0.73	137
Unit/Subunit 20C																				
	SUCCESSFUL	5	25.00	0	0.00	11	55.00	1	5.00	0	0.00	0	0.00	1	5.00	0	0.00	2	10.00	20
	UNSUCCESSFUL	n/a	n/a	n/a	n/a	n/a	n/a	n/a	n/a	n/a	n/a	n/a	n/a	n/a	n/a	n/a	n/a	n/a	n/a	n/a
	TOTAL	5	25.00	0	0.00	11	55.00	1	5.00	0	0.00	0	0.00	1	5.00	0	0.00	2	10.00	20
Unit/Subunit 20D																				
	SUCCESSFUL	2	8.00	0	0.00	6	24.00	11	44.00	0	0.00	0	0.00	1	4.00	4	16.00	1	4.00	25
	UNSUCCESSFUL	n/a	n/a	n/a	n/a	n/a	n/a	n/a	n/a	n/a	n/a	n/a	n/a	n/a	n/a	n/a	n/a	n/a	n/a	n/a
	TOTAL	2	8.00	0	0.00	6	24.00	11	44.00	0	0.00	0	0.00	1	4.00	4	16.00	1	4.00	25
Unit/Subunit 20E																				
	SUCCESSFUL	0	0.00	0	0.00	2	20.00	4	40.00	0	0.00	0	0.00	2	20.00	1	10.00	1	10.00	10
	UNSUCCESSFUL	n/a	n/a	n/a	n/a	n/a	n/a	n/a	n/a	n/a	n/a	n/a	n/a	n/a	n/a	n/a	n/a	n/a	n/a	n/a
	TOTAL	0	0.00	0	0.00	2	20.00	4	40.00	0	0.00	0	0.00	2	20.00	1	10.00	1	10.00	10
Unit/Subunit 20F																				
	SUCCESSFUL	0	0.00	0	0.00	8	20.00	1	2.50	0	0.00	0	0.00	30	75.00	1	2.50	0	0.00	40
	UNSUCCESSFUL	n/a	n/a	n/a	n/a	n/a	n/a	n/a	n/a	n/a	n/a	n/a	n/a	n/a	n/a	n/a	n/a	n/a	n/a	n/a
	TOTAL	0	0.00	0	0.00	8	20.00	1	2.50	0	0.00	0	0.00	30	75.00	1	2.50	0	0.00	40
TOTAL UNIT																				
	SUCCESSFUL	18	6.50	0	0.00	58	20.94	73	26.35	0	0.00	4	1.44	108	38.99	9	3.25	7	2.53	277
	UNSUCCESSFUL	n/a	n/a	n/a	n/a	n/a	n/a	n/a	n/a	n/a	n/a	n/a	n/a	n/a	n/a	n/a	n/a	n/a	n/a	n/a
	TOTAL	18	6.50	0	0.00	58	20.94	73	26.35	0	0.00	4	1.44	108	38.99	9	3.25	7	2.53	277
Unit 24																				
TOTAL UNIT																				
	SUCCESSFUL	0	0.00	1	25.00	3	75.00	0	0.00	0	0.00	0	0.00	0	0.00	0	0.00	0	0.00	4
	UNSUCCESSFUL	n/a	n/a	n/a	n/a	n/a	n/a	n/a	n/a	n/a	n/a	n/a	n/a	n/a	n/a	n/a	n/a	n/a	n/a	n/a
	TOTAL	0	0.00	1	25.00	3	75.00	0	0.00	0	0.00	0	0.00	0	0.00	0	0.00	0	0.00	4

1993-94 TRANSPORTATION METHODS BY SPECIES: BLACK BEAR

UNIT	SUCCESS	AIRPLANE NUMBER	%	HORSE/ DOG TEAM NUMBER	%	BOAT NUMBER	%	3-OR-4 WHEELER NUMBER	%	SNOWMACHINE NUMBER	%	OFF ROAD VEHICLE NUMBER	%	HIGHWAY VEHICLE NUMBER	%	WALKING NUMBER	%	UNKNOWN NUMBER	%	TOTAL NUMBER
Unit 25																				
Unit/Subunit 25C																				
	SUCCESSFUL	0	0.00	0	0.00	0	0.00	1	33.33	0	0.00	0	0.00	2	66.67	0	0.00	0	0.00	3
	UNSUCCESSFUL	n/a	n/a	n/a	n/a	n/a	n/a	n/a	n/a	n/a	n/a	n/a	n/a	n/a	n/a	n/a	n/a	n/a	n/a	n/a
	TOTAL	0	0.00	0	0.00	0	0.00	1	33.33	0	0.00	0	0.00	2	66.67	0	0.00	0	0.00	3
TOTAL UNIT																				
	SUCCESSFUL	0	0.00	0	0.00	0	0.00	1	33.33	0	0.00	0	0.00	2	66.67	0	0.00	0	0.00	3
	UNSUCCESSFUL	n/a	n/a	n/a	n/a	n/a	n/a	n/a	n/a	n/a	n/a	n/a	n/a	n/a	n/a	n/a	n/a	n/a	n/a	n/a
	TOTAL	0	0.00	0	0.00	0	0.00	1	33.33	0	0.00	0	0.00	2	66.67	0	0.00	0	0.00	3
Unit 27																				
TOTAL UNIT																				
	SUCCESSFUL	0	0.00	0	0.00	0	0.00	0	0.00	0	0.00	0	0.00	0	0.00	0	0.00	1	100.00	1
	UNSUCCESSFUL	n/a	n/a	n/a	n/a	n/a	n/a	n/a	n/a	n/a	n/a	n/a	n/a	n/a	n/a	n/a	n/a	n/a	n/a	n/a
	TOTAL	0	0.00	0	0.00	0	0.00	0	0.00	0	0.00	0	0.00	0	0.00	0	0.00	1	100.00	1
TOTAL STATEWIDE																				
	SUCCESSFUL	187	12.52	16	1.07	593	39.69	113	7.56	2	0.13	11	0.74	437	29.25	118	7.90	17	1.14	1494
	UNSUCCESSFUL	n/a	n/a	n/a	n/a	n/a	n/a	n/a	n/a	n/a	n/a	n/a	n/a	n/a	n/a	n/a	n/a	n/a	n/a	n/a
	TOTAL	187	12.52	16	1.07	593	39.69	113	7.56	2	0.13	11	0.74	437	29.25	118	7.90	17	1.14	1494

1993-94 TRANSPORTATION METHODS BY SPECIES: BROWN BEAR

UNIT	SUCCESS	AIRPLANE NUMBER	AIRPLANE %	HORSE/ DOG TEAM NUMBER	HORSE/ DOG TEAM %	BOAT NUMBER	BOAT %	3-OR-4 WHEELER NUMBER	3-OR-4 WHEELER %	SNOWMACHINE NUMBER	SNOWMACHINE %	OFF ROAD VEHICLE NUMBER	OFF ROAD VEHICLE %	HIGHWAY VEHICLE NUMBER	HIGHWAY VEHICLE %	WALKING NUMBER	WALKING %	UNKNOWN NUMBER	UNKNOWN %	TOTAL NUMBER
Unit 01																				
Unit/Subunit 01A																				
	SUCCESSFUL	0	0.00	0	0.00	4	100.00	0	0.00	0	0.00	0	0.00	0	0.00	0	0.00	0	0.00	4
	UNSUCCESSFUL	6	24.00	0	0.00	18	72.00	0	0.00	0	0.00	0	0.00	0	0.00	0	0.00	1	4.00	25
	TOTAL	6	20.69	0	0.00	22	75.86	0	0.00	0	0.00	0	0.00	0	0.00	0	0.00	1	3.45	29
Unit/Subunit 01B																				
	SUCCESSFUL	0	0.00	0	0.00	3	100.00	0	0.00	0	0.00	0	0.00	0	0.00	0	0.00	0	0.00	3
	UNSUCCESSFUL	2	14.29	0	0.00	12	85.71	0	0.00	0	0.00	0	0.00	0	0.00	0	0.00	0	0.00	14
	TOTAL	2	11.76	0	0.00	15	88.24	0	0.00	0	0.00	0	0.00	0	0.00	0	0.00	0	0.00	17
Unit/Subunit 01C																				
	SUCCESSFUL	0	0.00	0	0.00	6	85.71	0	0.00	0	0.00	0	0.00	0	0.00	0	0.00	1	14.29	7
	UNSUCCESSFUL	1	3.33	0	0.00	26	86.67	0	0.00	0	0.00	0	0.00	2	6.67	0	0.00	1	3.33	30
	TOTAL	1	2.70	0	0.00	32	86.49	0	0.00	0	0.00	0	0.00	2	5.41	0	0.00	2	5.41	37
Unit/Subunit 01D																				
	SUCCESSFUL	0	0.00	0	0.00	4	36.36	0	0.00	0	0.00	0	0.00	6	54.55	0	0.00	1	9.09	11
	UNSUCCESSFUL	0	0.00	0	0.00	18	40.91	3	6.82	0	0.00	0	0.00	18	40.91	0	0.00	5	11.36	44
	TOTAL	0	0.00	0	0.00	22	40.00	3	5.45	0	0.00	0	0.00	24	43.64	0	0.00	6	10.91	55
TOTAL UNIT																				
	SUCCESSFUL	0	0.00	0	0.00	17	68.00	0	0.00	0	0.00	0	0.00	6	24.00	0	0.00	2	8.00	25
	UNSUCCESSFUL	9	7.96	0	0.00	74	65.49	3	2.65	0	0.00	0	0.00	20	17.70	0	0.00	7	6.19	113
	TOTAL	9	6.52	0	0.00	91	65.94	3	2.17	0	0.00	0	0.00	26	18.84	0	0.00	9	6.52	138
Unit 04																				
TOTAL UNIT																				
	SUCCESSFUL	8	7.77	0	0.00	89	86.41	0	0.00	0	0.00	0	0.00	4	3.88	2	1.94	0	0.00	103
	UNSUCCESSFUL	25	13.59	0	0.00	149	80.98	0	0.00	0	0.00	0	0.00	4	2.17	5	2.72	1	0.54	184
	TOTAL	33	11.50	0	0.00	238	82.93	0	0.00	0	0.00	0	0.00	8	2.79	7	2.44	1	0.35	287
Unit 05																				
Unit/Subunit 05A																				
	SUCCESSFUL	15	57.69	0	0.00	7	26.92	0	0.00	0	0.00	0	0.00	0	0.00	4	15.38	0	0.00	26
	UNSUCCESSFUL	n/a	n/a	n/a	n/a	n/a	n/a	n/a	n/a	n/a	n/a	n/a	n/a	n/a	n/a	n/a	n/a	n/a	n/a	n/a
	TOTAL	15	57.69	0	0.00	7	26.92	0	0.00	0	0.00	0	0.00	0	0.00	4	15.38	0	0.00	26
Unit/Subunit 05B																				
	SUCCESSFUL	4	100.00	0	0.00	0	0.00	0	0.00	0	0.00	0	0.00	0	0.00	0	0.00	0	0.00	4
	UNSUCCESSFUL	n/a	n/a	n/a	n/a	n/a	n/a	n/a	n/a	n/a	n/a	n/a	n/a	n/a	n/a	n/a	n/a	n/a	n/a	n/a
	TOTAL	4	100.00	0	0.00	0	0.00	0	0.00	0	0.00	0	0.00	0	0.00	0	0.00	0	0.00	4
TOTAL UNIT																				
	SUCCESSFUL	19	63.33	0	0.00	7	23.33	0	0.00	0	0.00	0	0.00	0	0.00	4	13.33	0	0.00	30
	UNSUCCESSFUL	n/a	n/a	n/a	n/a	n/a	n/a	n/a	n/a	n/a	n/a	n/a	n/a	n/a	n/a	n/a	n/a	n/a	n/a	n/a
	TOTAL	19	63.33	0	0.00	7	23.33	0	0.00	0	0.00	0	0.00	0	0.00	4	13.33	0	0.00	30

1993-94 TRANSPORTATION METHODS BY SPECIES: BROWN BEAR

UNIT	SUCCESS	AIRPLANE NUMBER	%	HORSE/ DOG TEAM NUMBER	%	BOAT NUMBER	%	3-OR-4 WHEELER NUMBER	%	SNOWMACHINE NUMBER	%	OFF ROAD VEHICLE NUMBER	%	HIGHWAY VEHICLE NUMBER	%	WALKING NUMBER	%	UNKNOWN NUMBER	%	TOTAL NUMBER
Unit 06																				
Unit/Subunit 06A																				
	SUCCESSFUL	5	100.00	0	0.00	0	0.00	0	0.00	0	0.00	0	0.00	0	0.00	0	0.00	0	0.00	5
	UNSUCCESSFUL	n/a	n/a	n/a	n/a	n/a	n/a	n/a	n/a	n/a	n/a	n/a	n/a	n/a	n/a	n/a	n/a	n/a	n/a	n/a
	TOTAL	5	100.00	0	0.00	0	0.00	0	0.00	0	0.00	0	0.00	0	0.00	0	0.00	0	0.00	5
Unit/Subunit 06B																				
	SUCCESSFUL	1	100.00	0	0.00	0	0.00	0	0.00	0	0.00	0	0.00	0	0.00	0	0.00	0	0.00	1
	UNSUCCESSFUL	n/a	n/a	n/a	n/a	n/a	n/a	n/a	n/a	n/a	n/a	n/a	n/a	n/a	n/a	n/a	n/a	n/a	n/a	n/a
	TOTAL	1	100.00	0	0.00	0	0.00	0	0.00	0	0.00	0	0.00	0	0.00	0	0.00	0	0.00	1
Unit/Subunit 06D																				
	SUCCESSFUL	5	33.33	0	0.00	9	60.00	0	0.00	0	0.00	0	0.00	1	6.67	0	0.00	0	0.00	15
	UNSUCCESSFUL	n/a	n/a	n/a	n/a	n/a	n/a	n/a	n/a	n/a	n/a	n/a	n/a	n/a	n/a	n/a	n/a	n/a	n/a	n/a
	TOTAL	5	33.33	0	0.00	9	60.00	0	0.00	0	0.00	0	0.00	1	6.67	0	0.00	0	0.00	15
TOTAL UNIT																				
	SUCCESSFUL	11	52.38	0	0.00	9	42.86	0	0.00	0	0.00	0	0.00	1	4.76	0	0.00	0	0.00	21
	UNSUCCESSFUL	n/a	n/a	n/a	n/a	n/a	n/a	n/a	n/a	n/a	n/a	n/a	n/a	n/a	n/a	n/a	n/a	n/a	n/a	n/a
	TOTAL	11	52.38	0	0.00	9	42.86	0	0.00	0	0.00	0	0.00	1	4.76	0	0.00	0	0.00	21
Unit 07																				
TOTAL UNIT																				
	SUCCESSFUL	0	0.00	0	0.00	2	66.67	0	0.00	0	0.00	0	0.00	1	33.33	0	0.00	0	0.00	3
	UNSUCCESSFUL	n/a	n/a	n/a	n/a	n/a	n/a	n/a	n/a	n/a	n/a	n/a	n/a	n/a	n/a	n/a	n/a	n/a	n/a	n/a
	TOTAL	0	0.00	0	0.00	2	66.67	0	0.00	0	0.00	0	0.00	1	33.33	0	0.00	0	0.00	3
Unit 08																				
TOTAL UNIT																				
	SUCCESSFUL	104	63.80	1	0.61	51	31.29	2	1.23	0	0.00	2	1.23	1	0.61	0	0.00	2	1.23	163
	UNSUCCESSFUL	130	50.19	1	0.39	51	19.69	17	6.56	0	0.00	5	1.93	43	16.60	0	0.00	12	4.63	259
	TOTAL	234	55.45	2	0.47	102	24.17	19	4.50	0	0.00	7	1.66	44	10.43	0	0.00	14	3.32	422
Unit 09																				
Unit/Subunit 09A																				
	SUCCESSFUL	26	72.22	0	0.00	10	27.78	0	0.00	0	0.00	0	0.00	0	0.00	0	0.00	0	0.00	36
	UNSUCCESSFUL	n/a	n/a	n/a	n/a	n/a	n/a	n/a	n/a	n/a	n/a	n/a	n/a	n/a	n/a	n/a	n/a	n/a	n/a	n/a
	TOTAL	26	72.22	0	0.00	10	27.78	0	0.00	0	0.00	0	0.00	0	0.00	0	0.00	0	0.00	36
Unit/Subunit 09B																				
	SUCCESSFUL	18	51.43	0	0.00	15	42.86	0	0.00	0	0.00	0	0.00	1	2.86	1	2.86	0	0.00	35
	UNSUCCESSFUL	n/a	n/a	n/a	n/a	n/a	n/a	n/a	n/a	n/a	n/a	n/a	n/a	n/a	n/a	n/a	n/a	n/a	n/a	n/a
	TOTAL	18	51.43	0	0.00	15	42.86	0	0.00	0	0.00	0	0.00	1	2.86	1	2.86	0	0.00	35
Unit/Subunit 09C																				
	SUCCESSFUL	19	59.38	0	0.00	8	25.00	3	9.38	0	0.00	0	0.00	0	0.00	2	6.25	0	0.00	32
	UNSUCCESSFUL	0	n/a	0	n/a	0	n/a	0	n/a	0	n/a	0	n/a	0	n/a	n/a	n/a	0	n/a	0
	TOTAL	19	59.38	0	0.00	8	25.00	3	9.38	0	0.00	0	0.00	0	0.00	2	6.25	0	0.00	32

1993-94 TRANSPORTATION METHODS BY SPECIES: BROWN BEAR

UNIT	SUCCESS	AIRPLANE NUMBER	AIRPLANE %	HORSE/ DOG TEAM NUMBER	HORSE/ DOG TEAM %	BOAT NUMBER	BOAT %	3-OR-4 WHEELER NUMBER	3-OR-4 WHEELER %	SNOWMACHINE NUMBER	SNOWMACHINE %	OFF ROAD VEHICLE NUMBER	OFF ROAD VEHICLE %	HIGHWAY VEHICLE NUMBER	HIGHWAY VEHICLE %	WALKING NUMBER	WALKING %	UNKNOWN NUMBER	UNKNOWN %	TOTAL NUMBER
Unit 09																				
Unit/Subunit 09D																				
	SUCCESSFUL	84	72.41	0	0.00	16	13.79	1	0.86	0	0.00	0	0.00	9	7.76	4	3.45	2	1.72	116
	UNSUCCESSFUL	0	n/a	0	n/a	0	n/a	0	n/a	0	n/a	0	n/a	0	n/a	n/a	n/a	0	n/a	0
	TOTAL	84	72.41	0	0.00	16	13.79	1	0.86	0	0.00	0	0.00	9	7.76	4	3.45	2	1.72	116
Unit/Subunit 09E																				
	SUCCESSFUL	235	89.02	0	0.00	23	8.71	2	0.76	0	0.00	0	0.00	0	0.00	3	1.14	1	0.38	264
	UNSUCCESSFUL	0	n/a	0	n/a	0	n/a	0	n/a	0	n/a	0	n/a	0	n/a	n/a	n/a	0	n/a	0
	TOTAL	235	89.02	0	0.00	23	8.71	2	0.76	0	0.00	0	0.00	0	0.00	3	1.14	1	0.38	264
TOTAL UNIT																				
	SUCCESSFUL	382	79.09	0	0.00	72	14.91	6	1.24	0	0.00	0	0.00	10	2.07	10	2.07	3	0.62	483
	UNSUCCESSFUL	0	n/a	0	n/a	0	n/a	0	n/a	0	n/a	0	n/a	0	n/a	n/a	n/a	0	n/a	0
	TOTAL	382	79.09	0	0.00	72	14.91	6	1.24	0	0.00	0	0.00	10	2.07	10	2.07	3	0.62	483
Unit 10																				
TOTAL UNIT																				
	SUCCESSFUL	8	100.00	0	0.00	0	0.00	0	0.00	0	0.00	0	0.00	0	0.00	0	0.00	0	0.00	8
	UNSUCCESSFUL	2	66.67	0	0.00	1	33.33	0	0.00	0	0.00	0	0.00	0	0.00	0	0.00	0	0.00	3
	TOTAL	10	90.91	0	0.00	1	9.09	0	0.00	0	0.00	0	0.00	0	0.00	0	0.00	0	0.00	11
Unit 11																				
TOTAL UNIT																				
	SUCCESSFUL	2	50.00	0	0.00	0	0.00	0	0.00	0	0.00	0	0.00	2	50.00	0	0.00	0	0.00	4
	UNSUCCESSFUL	n/a	n/a	n/a	n/a	n/a	n/a	n/a	n/a	n/a	n/a	n/a	n/a	n/a	n/a	n/a	n/a	n/a	n/a	n/a
	TOTAL	2	50.00	0	0.00	0	0.00	0	0.00	0	0.00	0	0.00	2	50.00	0	0.00	0	0.00	4
Unit 12																				
TOTAL UNIT																				
	SUCCESSFUL	3	16.67	7	38.89	0	0.00	2	11.11	0	0.00	0	0.00	2	11.11	3	16.67	1	5.56	18
	UNSUCCESSFUL	n/a	n/a	n/a	n/a	n/a	n/a	n/a	n/a	n/a	n/a	n/a	n/a	n/a	n/a	n/a	n/a	n/a	n/a	n/a
	TOTAL	3	16.67	7	38.89	0	0.00	2	11.11	0	0.00	0	0.00	2	11.11	3	16.67	1	5.56	18
Unit 13																				
Unit/Subunit 13A																				
	SUCCESSFUL	1	14.29	0	0.00	0	0.00	3	42.86	1	14.29	2	28.57	0	0.00	0	0.00	0	0.00	7
	UNSUCCESSFUL	n/a	n/a	n/a	n/a	n/a	n/a	n/a	n/a	n/a	n/a	n/a	n/a	n/a	n/a	n/a	n/a	n/a	n/a	n/a
	TOTAL	1	14.29	0	0.00	0	0.00	3	42.86	1	14.29	2	28.57	0	0.00	0	0.00	0	0.00	7
Unit/Subunit 13B																				
	SUCCESSFUL	2	50.00	0	0.00	0	0.00	1	25.00	1	25.00	0	0.00	0	0.00	0	0.00	0	0.00	4
	UNSUCCESSFUL	n/a	n/a	n/a	n/a	n/a	n/a	n/a	n/a	n/a	n/a	n/a	n/a	n/a	n/a	n/a	n/a	n/a	n/a	n/a
	TOTAL	2	50.00	0	0.00	0	0.00	1	25.00	1	25.00	0	0.00	0	0.00	0	0.00	0	0.00	4
Unit/Subunit 13C																				
	SUCCESSFUL	1	14.29	0	0.00	0	0.00	2	28.57	1	14.29	2	28.57	1	14.29	0	0.00	0	0.00	7
	UNSUCCESSFUL	n/a	n/a	n/a	n/a	n/a	n/a	n/a	n/a	n/a	n/a	n/a	n/a	n/a	n/a	n/a	n/a	n/a	n/a	n/a
	TOTAL	1	14.29	0	0.00	0	0.00	2	28.57	1	14.29	2	28.57	1	14.29	0	0.00	0	0.00	7

1993-94 TRANSPORTATION METHODS BY SPECIES: BROWN BEAR

UNIT	SUCCESS	AIRPLANE NUMBER	%	HORSE/ DOG TEAM NUMBER	%	BOAT NUMBER	%	3-OR-4 WHEELER NUMBER	%	SNOWMACHINE NUMBER	%	OFF ROAD VEHICLE NUMBER	%	HIGHWAY VEHICLE NUMBER	%	WALKING NUMBER	%	UNKNOWN NUMBER	%	TOTAL NUMBER
Unit 13																				
Unit/Subunit 13D																				
	SUCCESSFUL	5	29.41	3	17.65	1	5.88	2	11.76	0	0.00	0	0.00	3	17.65	3	17.65	0	0.00	17
	UNSUCCESSFUL	n/a	n/a	n/a	n/a	n/a	n/a	n/a	n/a	n/a	n/a	n/a	n/a	n/a	n/a	n/a	n/a	n/a	n/a	n/a
	TOTAL	5	29.41	3	17.65	1	5.88	2	11.76	0	0.00	0	0.00	3	17.65	3	17.65	0	0.00	17
Unit/Subunit 13E																				
	SUCCESSFUL	12	38.71	4	12.90	1	3.23	4	12.90	6	19.35	0	0.00	3	9.68	1	3.23	0	0.00	31
	UNSUCCESSFUL	n/a	n/a	n/a	n/a	n/a	n/a	n/a	n/a	n/a	n/a	n/a	n/a	n/a	n/a	n/a	n/a	n/a	n/a	n/a
	TOTAL	12	38.71	4	12.90	1	3.23	4	12.90	6	19.35	0	0.00	3	9.68	1	3.23	0	0.00	31
TOTAL UNIT																				
	SUCCESSFUL	21	31.82	7	10.61	2	3.03	12	18.18	9	13.64	4	6.06	7	10.61	4	6.06	0	0.00	66
	UNSUCCESSFUL	n/a	n/a	n/a	n/a	n/a	n/a	n/a	n/a	n/a	n/a	n/a	n/a	n/a	n/a	n/a	n/a	n/a	n/a	n/a
	TOTAL	21	31.82	7	10.61	2	3.03	12	18.18	9	13.64	4	6.06	7	10.61	4	6.06	0	0.00	66
Unit 14																				
Unit/Subunit 14A																				
	SUCCESSFUL	0	0.00	0	0.00	0	0.00	1	50.00	0	0.00	0	0.00	1	50.00	0	0.00	0	0.00	2
	UNSUCCESSFUL	n/a	n/a	n/a	n/a	n/a	n/a	n/a	n/a	n/a	n/a	n/a	n/a	n/a	n/a	n/a	n/a	n/a	n/a	n/a
	TOTAL	0	0.00	0	0.00	0	0.00	1	50.00	0	0.00	0	0.00	1	50.00	0	0.00	0	0.00	2
Unit/Subunit 14B																				
	SUCCESSFUL	0	0.00	0	0.00	0	0.00	1	33.33	0	0.00	0	0.00	0	0.00	2	66.67	0	0.00	3
	UNSUCCESSFUL	n/a	n/a	n/a	n/a	n/a	n/a	n/a	n/a	n/a	n/a	n/a	n/a	n/a	n/a	n/a	n/a	n/a	n/a	n/a
	TOTAL	0	0.00	0	0.00	0	0.00	1	33.33	0	0.00	0	0.00	0	0.00	2	66.67	0	0.00	3
TOTAL UNIT																				
	SUCCESSFUL	0	0.00	0	0.00	0	0.00	2	40.00	0	0.00	0	0.00	1	20.00	2	40.00	0	0.00	5
	UNSUCCESSFUL	n/a	n/a	n/a	n/a	n/a	n/a	n/a	n/a	n/a	n/a	n/a	n/a	n/a	n/a	n/a	n/a	n/a	n/a	n/a
	TOTAL	0	0.00	0	0.00	0	0.00	2	40.00	0	0.00	0	0.00	1	20.00	2	40.00	0	0.00	5
Unit 15																				
Unit/Subunit 15A																				
	SUCCESSFUL	0	0.00	0	0.00	2	66.67	1	33.33	0	0.00	0	0.00	0	0.00	0	0.00	0	0.00	3
	UNSUCCESSFUL	n/a	n/a	n/a	n/a	n/a	n/a	n/a	n/a	n/a	n/a	n/a	n/a	n/a	n/a	n/a	n/a	n/a	n/a	n/a
	TOTAL	0	0.00	0	0.00	2	66.67	1	33.33	0	0.00	0	0.00	0	0.00	0	0.00	0	0.00	3
Unit/Subunit 15B																				
	SUCCESSFUL	0	0.00	0	0.00	6	100.00	0	0.00	0	0.00	0	0.00	0	0.00	0	0.00	0	0.00	6
	UNSUCCESSFUL	n/a	n/a	n/a	n/a	n/a	n/a	n/a	n/a	n/a	n/a	n/a	n/a	n/a	n/a	n/a	n/a	n/a	n/a	n/a
	TOTAL	0	0.00	0	0.00	6	100.00	0	0.00	0	0.00	0	0.00	0	0.00	0	0.00	0	0.00	6
Unit/Subunit 15C																				
	SUCCESSFUL	0	0.00	1	25.00	1	25.00	0	0.00	0	0.00	0	0.00	2	50.00	0	0.00	0	0.00	4
	UNSUCCESSFUL	n/a	n/a	n/a	n/a	n/a	n/a	n/a	n/a	n/a	n/a	n/a	n/a	n/a	n/a	n/a	n/a	n/a	n/a	n/a
	TOTAL	0	0.00	1	25.00	1	25.00	0	0.00	0	0.00	0	0.00	2	50.00	0	0.00	0	0.00	4
TOTAL UNIT																				
	SUCCESSFUL	0	0.00	1	7.69	9	69.23	1	7.69	0	0.00	0	0.00	2	15.38	0	0.00	0	0.00	13
	UNSUCCESSFUL	n/a	n/a	n/a	n/a	n/a	n/a	n/a	n/a	n/a	n/a	n/a	n/a	n/a	n/a	n/a	n/a	n/a	n/a	n/a
	TOTAL	0	0.00	1	7.69	9	69.23	1	7.69	0	0.00	0	0.00	2	15.38	0	0.00	0	0.00	13

1993-94 TRANSPORTATION METHODS BY SPECIES: BROWN BEAR

UNIT	SUCCESS	AIRPLANE NUMBER	AIRPLANE %	HORSE/ DOG TEAM NUMBER	HORSE/ DOG TEAM %	BOAT NUMBER	BOAT %	3-OR-4 WHEELER NUMBER	3-OR-4 WHEELER %	SNOWMACHINE NUMBER	SNOWMACHINE %	OFF ROAD VEHICLE NUMBER	OFF ROAD VEHICLE %	HIGHWAY VEHICLE NUMBER	HIGHWAY VEHICLE %	WALKING NUMBER	WALKING %	UNKNOWN NUMBER	UNKNOWN %	TOTAL NUMBER
Unit 16																				
Unit/Subunit 16A																				
	SUCCESSFUL	0	0.00	0	0.00	0	0.00	0	0.00	1	50.00	0	0.00	0	0.00	1	50.00	0	0.00	2
	UNSUCCESSFUL	n/a	n/a	n/a	n/a	n/a	n/a	n/a	n/a	n/a	n/a	n/a	n/a	n/a	n/a	n/a	n/a	n/a	n/a	n/a
	TOTAL	0	0.00	0	0.00	0	0.00	0	0.00	1	50.00	0	0.00	0	0.00	1	50.00	0	0.00	2
Unit/Subunit 16B																				
	SUCCESSFUL	32	84.21	3	7.89	0	0.00	0	0.00	1	2.63	1	2.63	0	0.00	1	2.63	0	0.00	38
	UNSUCCESSFUL	n/a	n/a	n/a	n/a	n/a	n/a	n/a	n/a	n/a	n/a	n/a	n/a	n/a	n/a	n/a	n/a	n/a	n/a	n/a
	TOTAL	32	84.21	3	7.89	0	0.00	0	0.00	1	2.63	1	2.63	0	0.00	1	2.63	0	0.00	38
TOTAL UNIT																				
	SUCCESSFUL	32	80.00	3	7.50	0	0.00	0	0.00	2	5.00	1	2.50	0	0.00	2	5.00	0	0.00	40
	UNSUCCESSFUL	n/a	n/a	n/a	n/a	n/a	n/a	n/a	n/a	n/a	n/a	n/a	n/a	n/a	n/a	n/a	n/a	n/a	n/a	n/a
	TOTAL	32	80.00	3	7.50	0	0.00	0	0.00	2	5.00	1	2.50	0	0.00	2	5.00	0	0.00	40
Unit 17																				
Unit/Subunit 17A																				
	SUCCESSFUL	3	100.00	0	0.00	0	0.00	0	0.00	0	0.00	0	0.00	0	0.00	0	0.00	0	0.00	3
	UNSUCCESSFUL	0	n/a	0	n/a	0	n/a	0	n/a	0	n/a	0	n/a	0	n/a	n/a	n/a	0	n/a	0
	TOTAL	3	100.00	0	0.00	0	0.00	0	0.00	0	0.00	0	0.00	0	0.00	0	0.00	0	0.00	3
Unit/Subunit 17B																				
	SUCCESSFUL	18	81.82	0	0.00	4	18.18	0	0.00	0	0.00	0	0.00	0	0.00	0	0.00	0	0.00	22
	UNSUCCESSFUL	0	n/a	0	n/a	0	n/a	0	n/a	0	n/a	0	n/a	0	n/a	n/a	n/a	0	n/a	0
	TOTAL	18	81.82	0	0.00	4	18.18	0	0.00	0	0.00	0	0.00	0	0.00	0	0.00	0	0.00	22
Unit/Subunit 17C																				
	SUCCESSFUL	6	75.00	0	0.00	1	12.50	0	0.00	0	0.00	0	0.00	0	0.00	1	12.50	0	0.00	8
	UNSUCCESSFUL	n/a	n/a	n/a	n/a	n/a	n/a	n/a	n/a	n/a	n/a	n/a	n/a	n/a	n/a	n/a	n/a	n/a	n/a	n/a
	TOTAL	6	75.00	0	0.00	1	12.50	0	0.00	0	0.00	0	0.00	0	0.00	1	12.50	0	0.00	8
TOTAL UNIT																				
	SUCCESSFUL	27	81.82	0	0.00	5	15.15	0	0.00	0	0.00	0	0.00	0	0.00	1	3.03	0	0.00	33
	UNSUCCESSFUL	n/a	n/a	n/a	n/a	n/a	n/a	n/a	n/a	n/a	n/a	n/a	n/a	n/a	n/a	n/a	n/a	n/a	n/a	n/a
	TOTAL	27	81.82	0	0.00	5	15.15	0	0.00	0	0.00	0	0.00	0	0.00	1	3.03	0	0.00	33
Unit 18																				
TOTAL UNIT																				
	SUCCESSFUL	4	57.14	0	0.00	3	42.86	0	0.00	0	0.00	0	0.00	0	0.00	0	0.00	0	0.00	7
	UNSUCCESSFUL	0	n/a	0	n/a	0	n/a	0	n/a	0	n/a	0	n/a	0	n/a	n/a	n/a	0	n/a	0
	TOTAL	4	57.14	0	0.00	3	42.86	0	0.00	0	0.00	0	0.00	0	0.00	0	0.00	0	0.00	7
Unit 19																				
Unit/Subunit 19A																				
	SUCCESSFUL	4	100.00	0	0.00	0	0.00	0	0.00	0	0.00	0	0.00	0	0.00	0	0.00	0	0.00	4
	UNSUCCESSFUL	0	n/a	0	n/a	0	n/a	0	n/a	0	n/a	0	n/a	0	n/a	n/a	n/a	0	n/a	0
	TOTAL	4	100.00	0	0.00	0	0.00	0	0.00	0	0.00	0	0.00	0	0.00	0	0.00	0	0.00	4

1993-94 TRANSPORTATION METHODS BY SPECIES: BROWN BEAR

UNIT	SUCCESS	AIRPLANE NUMBER	AIRPLANE %	HORSE/ DOG TEAM NUMBER	HORSE/ DOG TEAM %	BOAT NUMBER	BOAT %	3-OR-4 WHEELER NUMBER	3-OR-4 WHEELER %	SNOWMACHINE NUMBER	SNOWMACHINE %	OFF ROAD VEHICLE NUMBER	OFF ROAD VEHICLE %	HIGHWAY VEHICLE NUMBER	HIGHWAY VEHICLE %	WALKING NUMBER	WALKING %	UNKNOWN NUMBER	UNKNOWN %	TOTAL NUMBER
Unit 19																				
Unit/Subunit 19B																				
	SUCCESSFUL	24	100.00	0	0.00	0	0.00	0	0.00	0	0.00	0	0.00	0	0.00	0	0.00	0	0.00	24
	UNSUCCESSFUL	0	n/a	0	n/a	0	n/a	0	n/a	0	n/a	0	n/a	0	n/a	n/a	n/a	0	n/a	0
	TOTAL	24	100.00	0	0.00	0	0.00	0	0.00	0	0.00	0	0.00	0	0.00	0	0.00	0	0.00	24
Unit/Subunit 19C																				
	SUCCESSFUL	9	64.29	2	14.29	0	0.00	0	0.00	0	0.00	1	7.14	0	0.00	2	14.29	0	0.00	14
	UNSUCCESSFUL	n/a	n/a	n/a	n/a	n/a	n/a	n/a	n/a	n/a	n/a	n/a	n/a	n/a	n/a	n/a	n/a	n/a	n/a	n/a
	TOTAL	9	64.29	2	14.29	0	0.00	0	0.00	0	0.00	1	7.14	0	0.00	2	14.29	0	0.00	14
Unit/Subunit 19D																				
	SUCCESSFUL	0	0.00	0	0.00	1	100.00	0	0.00	0	0.00	0	0.00	0	0.00	0	0.00	0	0.00	1
	UNSUCCESSFUL	n/a	n/a	n/a	n/a	n/a	n/a	n/a	n/a	n/a	n/a	n/a	n/a	n/a	n/a	n/a	n/a	n/a	n/a	n/a
	TOTAL	0	0.00	0	0.00	1	100.00	0	0.00	0	0.00	0	0.00	0	0.00	0	0.00	0	0.00	1
TOTAL UNIT																				
	SUCCESSFUL	37	86.05	2	4.65	1	2.33	0	0.00	0	0.00	1	2.33	0	0.00	2	4.65	0	0.00	43
	UNSUCCESSFUL	n/a	n/a	n/a	n/a	n/a	n/a	n/a	n/a	n/a	n/a	n/a	n/a	n/a	n/a	n/a	n/a	n/a	n/a	n/a
	TOTAL	37	86.05	2	4.65	1	2.33	0	0.00	0	0.00	1	2.33	0	0.00	2	4.65	0	0.00	43
Unit 20																				
Unit/Subunit 20A																				
	SUCCESSFUL	3	21.43	6	42.86	3	21.43	0	0.00	0	0.00	0	0.00	2	14.29	0	0.00	0	0.00	14
	UNSUCCESSFUL	n/a	n/a	n/a	n/a	n/a	n/a	n/a	n/a	n/a	n/a	n/a	n/a	n/a	n/a	n/a	n/a	n/a	n/a	n/a
	TOTAL	3	21.43	6	42.86	3	21.43	0	0.00	0	0.00	0	0.00	2	14.29	0	0.00	0	0.00	14
Unit/Subunit 20B																				
	SUCCESSFUL	0	0.00	0	0.00	1	50.00	1	50.00	0	0.00	0	0.00	0	0.00	0	0.00	0	0.00	2
	UNSUCCESSFUL	n/a	n/a	n/a	n/a	n/a	n/a	n/a	n/a	n/a	n/a	n/a	n/a	n/a	n/a	n/a	n/a	n/a	n/a	n/a
	TOTAL	0	0.00	0	0.00	1	50.00	1	50.00	0	0.00	0	0.00	0	0.00	0	0.00	0	0.00	2
Unit/Subunit 20C																				
	SUCCESSFUL	1	100.00	0	0.00	0	0.00	0	0.00	0	0.00	0	0.00	0	0.00	0	0.00	0	0.00	1
	UNSUCCESSFUL	n/a	n/a	n/a	n/a	n/a	n/a	n/a	n/a	n/a	n/a	n/a	n/a	n/a	n/a	n/a	n/a	n/a	n/a	n/a
	TOTAL	1	100.00	0	0.00	0	0.00	0	0.00	0	0.00	0	0.00	0	0.00	0	0.00	0	0.00	1
Unit/Subunit 20D																				
	SUCCESSFUL	1	12.50	0	0.00	2	25.00	0	0.00	0	0.00	0	0.00	3	37.50	2	25.00	0	0.00	8
	UNSUCCESSFUL	n/a	n/a	n/a	n/a	n/a	n/a	n/a	n/a	n/a	n/a	n/a	n/a	n/a	n/a	n/a	n/a	n/a	n/a	n/a
	TOTAL	1	12.50	0	0.00	2	25.00	0	0.00	0	0.00	0	0.00	3	37.50	2	25.00	0	0.00	8
Unit/Subunit 20E																				
	SUCCESSFUL	6	28.57	0	0.00	2	9.52	3	14.29	0	0.00	4	19.05	1	4.76	5	23.81	0	0.00	21
	UNSUCCESSFUL	n/a	n/a	n/a	n/a	n/a	n/a	n/a	n/a	n/a	n/a	n/a	n/a	n/a	n/a	n/a	n/a	n/a	n/a	n/a
	TOTAL	6	28.57	0	0.00	2	9.52	3	14.29	0	0.00	4	19.05	1	4.76	5	23.81	0	0.00	21
Unit/Subunit 20F																				
	SUCCESSFUL	0	0.00	0	0.00	0	0.00	0	0.00	0	0.00	0	0.00	1	100.00	0	0.00	0	0.00	1
	UNSUCCESSFUL	n/a	n/a	n/a	n/a	n/a	n/a	n/a	n/a	n/a	n/a	n/a	n/a	n/a	n/a	n/a	n/a	n/a	n/a	n/a
	TOTAL	0	0.00	0	0.00	0	0.00	0	0.00	0	0.00	0	0.00	1	100.00	0	0.00	0	0.00	1

1993-94 TRANSPORTATION METHODS BY SPECIES: BROWN BEAR

UNIT	SUCCESS	AIRPLANE NUMBER	AIRPLANE %	HORSE/ DOG TEAM NUMBER	HORSE/ DOG TEAM %	BOAT NUMBER	BOAT %	3-OR-4 WHEELER NUMBER	3-OR-4 WHEELER %	SNOWMACHINE NUMBER	SNOWMACHINE %	OFF ROAD VEHICLE NUMBER	OFF ROAD VEHICLE %	HIGHWAY VEHICLE NUMBER	HIGHWAY VEHICLE %	WALKING NUMBER	WALKING %	UNKNOWN NUMBER	UNKNOWN %	TOTAL NUMBER
Unit 20																				
TOTAL UNIT																				
	SUCCESSFUL	11	23.40	6	12.77	8	17.02	4	8.51	0	0.00	4	8.51	7	14.89	7	14.89	0	0.00	47
	UNSUCCESSFUL	n/a	n/a	n/a	n/a	n/a	n/a	n/a	n/a	n/a	n/a	n/a	n/a	n/a	n/a	n/a	n/a	n/a	n/a	n/a
	TOTAL	11	23.40	6	12.77	8	17.02	4	8.51	0	0.00	4	8.51	7	14.89	7	14.89	0	0.00	47
Unit 21																				
Unit/Subunit 21C																				
	SUCCESSFUL	0	0.00	1	100.00	0	0.00	0	0.00	0	0.00	0	0.00	0	0.00	0	0.00	0	0.00	1
	UNSUCCESSFUL	n/a	n/a	n/a	n/a	n/a	n/a	n/a	n/a	n/a	n/a	n/a	n/a	n/a	n/a	n/a	n/a	n/a	n/a	n/a
	TOTAL	0	0.00	1	100.00	0	0.00	0	0.00	0	0.00	0	0.00	0	0.00	0	0.00	0	0.00	1
Unit/Subunit 21D																				
	SUCCESSFUL	0	0.00	0	0.00	1	33.33	0	0.00	1	33.33	0	0.00	0	0.00	1	33.33	0	0.00	3
	UNSUCCESSFUL	n/a	n/a	n/a	n/a	n/a	n/a	n/a	n/a	n/a	n/a	n/a	n/a	n/a	n/a	n/a	n/a	n/a	n/a	n/a
	TOTAL	0	0.00	0	0.00	1	33.33	0	0.00	1	33.33	0	0.00	0	0.00	1	33.33	0	0.00	3
Unit/Subunit 21E																				
	SUCCESSFUL	1	50.00	0	0.00	0	0.00	0	0.00	1	50.00	0	0.00	0	0.00	0	0.00	0	0.00	2
	UNSUCCESSFUL	n/a	n/a	n/a	n/a	n/a	n/a	n/a	n/a	n/a	n/a	n/a	n/a	n/a	n/a	n/a	n/a	n/a	n/a	n/a
	TOTAL	1	50.00	0	0.00	0	0.00	0	0.00	1	50.00	0	0.00	0	0.00	0	0.00	0	0.00	2
TOTAL UNIT																				
	SUCCESSFUL	1	16.67	1	16.67	1	16.67	0	0.00	2	33.33	0	0.00	0	0.00	1	16.67	0	0.00	6
	UNSUCCESSFUL	n/a	n/a	n/a	n/a	n/a	n/a	n/a	n/a	n/a	n/a	n/a	n/a	n/a	n/a	n/a	n/a	n/a	n/a	n/a
	TOTAL	1	16.67	1	16.67	1	16.67	0	0.00	2	33.33	0	0.00	0	0.00	1	16.67	0	0.00	6
Unit 22																				
Unit/Subunit 22A																				
	SUCCESSFUL	1	25.00	0	0.00	2	50.00	0	0.00	1	25.00	0	0.00	0	0.00	0	0.00	0	0.00	4
	UNSUCCESSFUL	n/a	n/a	n/a	n/a	n/a	n/a	n/a	n/a	n/a	n/a	n/a	n/a	n/a	n/a	n/a	n/a	n/a	n/a	n/a
	TOTAL	1	25.00	0	0.00	2	50.00	0	0.00	1	25.00	0	0.00	0	0.00	0	0.00	0	0.00	4
Unit/Subunit 22B																				
	SUCCESSFUL	3	15.79	0	0.00	1	5.26	1	5.26	12	63.16	0	0.00	1	5.26	0	0.00	1	5.26	19
	UNSUCCESSFUL	0	n/a	0	n/a	0	n/a	0	n/a	0	n/a	0	n/a	0	n/a	n/a	n/a	0	n/a	0
	TOTAL	3	15.79	0	0.00	1	5.26	1	5.26	12	63.16	0	0.00	1	5.26	0	0.00	1	5.26	19
Unit/Subunit 22C																				
	SUCCESSFUL	0	0.00	0	0.00	0	0.00	3	33.33	2	22.22	1	11.11	3	33.33	0	0.00	0	0.00	9
	UNSUCCESSFUL	0	n/a	0	n/a	0	n/a	0	n/a	0	n/a	0	n/a	0	n/a	n/a	n/a	0	n/a	0
	TOTAL	0	0.00	0	0.00	0	0.00	3	33.33	2	22.22	1	11.11	3	33.33	0	0.00	0	0.00	9
Unit/Subunit 22D																				
	SUCCESSFUL	2	22.22	0	0.00	1	11.11	3	33.33	2	22.22	0	0.00	1	11.11	0	0.00	0	0.00	9
	UNSUCCESSFUL	0	n/a	0	n/a	0	n/a	0	n/a	0	n/a	0	n/a	0	n/a	n/a	n/a	0	n/a	0
	TOTAL	2	22.22	0	0.00	1	11.11	3	33.33	2	22.22	0	0.00	1	11.11	0	0.00	0	0.00	9
Unit/Subunit 22E																				
	SUCCESSFUL	0	0.00	0	0.00	0	0.00	0	0.00	3	100.00	0	0.00	0	0.00	0	0.00	0	0.00	3
	UNSUCCESSFUL	0	n/a	0	n/a	0	n/a	0	n/a	0	n/a	0	n/a	0	n/a	n/a	n/a	0	n/a	0
	TOTAL	0	0.00	0	0.00	0	0.00	0	0.00	3	100.00	0	0.00	0	0.00	0	0.00	0	0.00	3

1993-94 TRANSPORTATION METHODS BY SPECIES: BROWN BEAR

UNIT	SUCCESS	AIRPLANE NUMBER	%	HORSE/ DOG TEAM NUMBER	%	BOAT NUMBER	%	3-OR-4 WHEELER NUMBER	%	SNOWMACHINE NUMBER	%	OFF ROAD VEHICLE NUMBER	%	HIGHWAY VEHICLE NUMBER	%	WALKING NUMBER	%	UNKNOWN NUMBER	%	TOTAL NUMBER
Unit 22																				
TOTAL UNIT																				
	SUCCESSFUL	6	13.64	0	0.00	4	9.09	7	15.91	20	45.45	1	2.27	5	11.36	0	0.00	1	2.27	44
	UNSUCCESSFUL	0	n/a	0	n/a	0	n/a	0	n/a	0	n/a	0	n/a	0	n/a	n/a	n/a	0	n/a	0
	TOTAL	6	13.64	0	0.00	4	9.09	7	15.91	20	45.45	1	2.27	5	11.36	0	0.00	1	2.27	44
Unit 23																				
TOTAL UNIT																				
	SUCCESSFUL	27	77.14	0	0.00	0	0.00	1	2.86	7	20.00	0	0.00	0	0.00	0	0.00	0	0.00	35
	UNSUCCESSFUL	0	n/a	0	n/a	0	n/a	0	n/a	0	n/a	0	n/a	0	n/a	n/a	n/a	0	n/a	0
	TOTAL	27	77.14	0	0.00	0	0.00	1	2.86	7	20.00	0	0.00	0	0.00	0	0.00	0	0.00	35
Unit 24																				
TOTAL UNIT																				
	SUCCESSFUL	1	14.29	1	14.29	2	28.57	0	0.00	0	0.00	0	0.00	3	42.86	0	0.00	0	0.00	7
	UNSUCCESSFUL	0	n/a	0	n/a	0	n/a	0	n/a	0	n/a	0	n/a	0	n/a	n/a	n/a	0	n/a	0
	TOTAL	1	14.29	1	14.29	2	28.57	0	0.00	0	0.00	0	0.00	3	42.86	0	0.00	0	0.00	7
Unit 25																				
Unit/Subunit 25A																				
	SUCCESSFUL	5	62.50	2	25.00	0	0.00	0	0.00	0	0.00	0	0.00	1	12.50	0	0.00	0	0.00	8
	UNSUCCESSFUL	1	25.00	3	75.00	0	0.00	0	0.00	0	0.00	0	0.00	0	0.00	0	0.00	0	0.00	4
	TOTAL	6	50.00	5	41.67	0	0.00	0	0.00	0	0.00	0	0.00	1	8.33	0	0.00	0	0.00	12
Unit/Subunit 25B																				
	SUCCESSFUL	0	0.00	0	0.00	2	100.00	0	0.00	0	0.00	0	0.00	0	0.00	0	0.00	0	0.00	2
	UNSUCCESSFUL	n/a	n/a	n/a	n/a	n/a	n/a	n/a	n/a	n/a	n/a	n/a	n/a	n/a	n/a	n/a	n/a	n/a	n/a	n/a
	TOTAL	0	0.00	0	0.00	2	100.00	0	0.00	0	0.00	0	0.00	0	0.00	0	0.00	0	0.00	2
Unit/Subunit 25C																				
	SUCCESSFUL	0	0.00	0	0.00	0	0.00	1	33.33	0	0.00	1	33.33	1	33.33	0	0.00	0	0.00	3
	UNSUCCESSFUL	n/a	n/a	n/a	n/a	n/a	n/a	n/a	n/a	n/a	n/a	n/a	n/a	n/a	n/a	n/a	n/a	n/a	n/a	n/a
	TOTAL	0	0.00	0	0.00	0	0.00	1	33.33	0	0.00	1	33.33	1	33.33	0	0.00	0	0.00	3
TOTAL UNIT																				
	SUCCESSFUL	5	38.46	2	15.38	2	15.38	1	7.69	0	0.00	1	7.69	2	15.38	0	0.00	0	0.00	13
	UNSUCCESSFUL	1	25.00	3	75.00	n/a	0.00	n/a	0.00	n/a	0.00	n/a	0.00	n/a	0.00	0	0.00	n/a	0.00	4
	TOTAL	6	35.29	5	29.41	2	11.76	1	5.88	0	0.00	1	5.88	2	11.76	0	0.00	0	0.00	17
Unit 26																				
Unit/Subunit 26A																				
	SUCCESSFUL	15	65.22	0	0.00	3	13.04	0	0.00	4	17.39	0	0.00	0	0.00	1	4.35	0	0.00	23
	UNSUCCESSFUL	0	0.00	0	0.00	0	0.00	0	0.00	0	0.00	0	0.00	0	0.00	0	0.00	5	100.00	5
	TOTAL	15	53.57	0	0.00	3	10.71	0	0.00	4	14.29	0	0.00	0	0.00	1	3.57	5	17.86	28
Unit/Subunit 26B																				
	SUCCESSFUL	4	33.33	0	0.00	3	25.00	0	0.00	0	0.00	0	0.00	3	25.00	2	16.67	0	0.00	12
	UNSUCCESSFUL	0	0.00	0	0.00	0	0.00	0	0.00	0	0.00	0	0.00	1	100.00	0	0.00	0	0.00	1
	TOTAL	4	30.77	0	0.00	3	23.08	0	0.00	0	0.00	0	0.00	4	30.77	2	15.38	0	0.00	13

1993-94 TRANSPORTATION METHODS BY SPECIES: BROWN BEAR

UNIT	SUCCESS	AIRPLANE NUMBER	AIRPLANE %	HORSE/ DOG TEAM NUMBER	HORSE/ DOG TEAM %	BOAT NUMBER	BOAT %	3-OR-4 WHEELER NUMBER	3-OR-4 WHEELER %	SNOWMACHINE NUMBER	SNOWMACHINE %	OFF ROAD VEHICLE NUMBER	OFF ROAD VEHICLE %	HIGHWAY VEHICLE NUMBER	HIGHWAY VEHICLE %	WALKING NUMBER	WALKING %	UNKNOWN NUMBER	UNKNOWN %	TOTAL NUMBER
Unit 26																				
Unit/Subunit 26C																				
	SUCCESSFUL	6	85.71	0	0.00	0	0.00	0	0.00	1	14.29	0	0.00	0	0.00	0	0.00	0	0.00	7
	UNSUCCESSFUL	0	n/a	0	n/a	0	n/a	0	n/a	0	n/a	0	n/a	0	n/a	n/a	n/a	0	n/a	0
	TOTAL	6	85.71	0	0.00	0	0.00	0	0.00	1	14.29	0	0.00	0	0.00	0	0.00	0	0.00	7
TOTAL UNIT																				
	SUCCESSFUL	25	59.52	0	0.00	6	14.29	0	0.00	5	11.90	0	0.00	3	7.14	3	7.14	0	0.00	42
	UNSUCCESSFUL	0	0.00	0	0.00	0	0.00	0	0.00	0	0.00	0	0.00	1	16.67	0	0.00	5	83.33	6
	TOTAL	25	52.08	0	0.00	6	12.50	0	0.00	5	10.42	0	0.00	4	8.33	3	6.25	5	10.42	48
TOTAL STATEWIDE																				
	SUCCESSFUL	734	58.30	31	2.46	290	23.03	38	3.02	45	3.57	14	1.11	57	4.53	41	3.26	9	0.71	1259
	UNSUCCESSFUL	167	29.35	4	0.70	275	48.33	20	3.51	0	0.00	5	0.88	68	11.95	5	0.88	25	4.39	569
	TOTAL	901	49.29	35	1.91	565	30.91	58	3.17	45	2.46	19	1.04	125	6.84	46	2.52	34	1.86	1828

1993-94 TRANSPORTATION METHODS BY SPECIES: CARIBOU

UNIT	SUCCESS	AIRPLANE NUMBER	%	HORSE/ DOG TEAM NUMBER	%	BOAT NUMBER	%	3-OR-4 WHEELER NUMBER	%	SNOWMACHINE NUMBER	%	OFF ROAD VEHICLE NUMBER	%	HIGHWAY VEHICLE NUMBER	%	WALKING NUMBER	%	UNKNOWN NUMBER	%	TOTAL NUMBER
Unit 07																				
TOTAL UNIT																				
	SUCCESSFUL	3	10.34	6	20.69	0	0.00	0	0.00	0	0.00	0	0.00	17	58.62	0	0.00	3	10.34	29
	UNSUCCESSFUL	4	4.88	9	10.98	0	0.00	0	0.00	0	0.00	0	0.00	66	80.49	0	0.00	3	3.66	82
	TOTAL	7	6.31	15	13.51	0	0.00	0	0.00	0	0.00	0	0.00	83	74.77	0	0.00	6	5.41	111
Unit 08																				
TOTAL UNIT																				
	SUCCESSFUL	1	33.33	0	0.00	1	33.33	0	0.00	0	0.00	0	0.00	0	0.00	0	0.00	1	33.33	3
	UNSUCCESSFUL	7	77.78	0	0.00	2	22.22	0	0.00	0	0.00	0	0.00	0	0.00	0	0.00	0	0.00	9
	TOTAL	8	66.67	0	0.00	3	25.00	0	0.00	0	0.00	0	0.00	0	0.00	0	0.00	1	8.33	12
Unit 09																				
Unit/Subunit 09C																				
	SUCCESSFUL	88	18.97	1	0.22	49	10.56	215	46.34	46	9.91	10	2.16	44	9.48	0	0.00	11	2.37	464
	UNSUCCESSFUL	9	14.29	0	0.00	12	19.05	25	39.68	1	1.59	3	4.76	13	20.63	0	0.00	0	0.00	63
	TOTAL	97	18.41	1	0.19	61	11.57	240	45.54	47	8.92	13	2.47	57	10.82	0	0.00	11	2.09	527
Unit/Subunit 09E																				
	SUCCESSFUL	265	71.24	1	0.27	53	14.25	24	6.45	2	0.54	2	0.54	15	4.03	0	0.00	10	2.69	372
	UNSUCCESSFUL	56	71.79	1	1.28	13	16.67	6	7.69	0	0.00	0	0.00	0	0.00	0	0.00	2	2.56	78
	TOTAL	321	71.33	2	0.44	66	14.67	30	6.67	2	0.44	2	0.44	15	3.33	0	0.00	12	2.67	450
TOTAL UNIT																				
	SUCCESSFUL	353	42.22	2	0.24	102	12.20	239	28.59	48	5.74	12	1.44	59	7.06	0	0.00	21	2.51	836
	UNSUCCESSFUL	65	46.10	1	0.71	25	17.73	31	21.99	1	0.71	3	2.13	13	9.22	0	0.00	2	1.42	141
	TOTAL	418	42.78	3	0.31	127	13.00	270	27.64	49	5.02	15	1.54	72	7.37	0	0.00	23	2.35	977
Unit 12																				
TOTAL UNIT																				
	SUCCESSFUL	12	5.04	13	5.46	0	0.00	2	0.84	88	36.97	1	0.42	88	36.97	0	0.00	34	14.29	238
	UNSUCCESSFUL	8	2.27	6	1.70	1	0.28	3	0.85	70	19.89	2	0.57	232	65.91	0	0.00	30	8.52	352
	TOTAL	20	3.39	19	3.22	1	0.17	5	0.85	158	26.78	3	0.51	320	54.24	0	0.00	64	10.85	590
Unit 13																				
Unit/Subunit 13A																				
	SUCCESSFUL	88	8.03	26	2.37	154	14.05	402	36.68	51	4.65	169	15.42	202	18.43	0	0.00	4	0.36	1096
	UNSUCCESSFUL	40	5.26	1	0.13	90	11.84	193	25.39	60	7.89	75	9.87	271	35.66	0	0.00	30	3.95	760
	TOTAL	128	6.90	27	1.45	244	13.15	595	32.06	111	5.98	244	13.15	473	25.48	0	0.00	34	1.83	1856
Unit/Subunit 13B																				
	SUCCESSFUL	42	2.52	21	1.26	110	6.59	299	17.93	571	34.23	83	4.98	511	30.64	0	0.00	31	1.86	1668
	UNSUCCESSFUL	7	0.74	17	1.80	40	4.25	127	13.48	159	16.88	49	5.20	489	51.91	0	0.00	54	5.73	942
	TOTAL	49	1.88	38	1.46	150	5.75	426	16.32	730	27.97	132	5.06	1000	38.31	0	0.00	85	3.26	2610
Unit/Subunit 13C																				
	SUCCESSFUL	3	5.66	1	1.89	1	1.89	25	47.17	1	1.89	13	24.53	8	15.09	0	0.00	1	1.89	53
	UNSUCCESSFUL	1	1.96	0	0.00	0	0.00	9	17.65	6	11.76	9	17.65	19	37.25	0	0.00	7	13.73	51
	TOTAL	4	3.85	1	0.96	1	0.96	34	32.69	7	6.73	22	21.15	27	25.96	0	0.00	8	7.69	104

1993-94 TRANSPORTATION METHODS BY SPECIES: CARIBOU

UNIT	SUCCESS	AIRPLANE NUMBER	%	HORSE/ DOG TEAM NUMBER	%	BOAT NUMBER	%	3-OR-4 WHEELER NUMBER	%	SNOWMACHINE NUMBER	%	OFF ROAD VEHICLE NUMBER	%	HIGHWAY VEHICLE NUMBER	%	WALKING NUMBER	%	UNKNOWN NUMBER	%	TOTAL NUMBER
Unit 13																				
Unit/Subunit 13D																				
	SUCCESSFUL	2	11.76	1	5.88	0	0.00	3	17.65	3	17.65	0	0.00	8	47.06	0	0.00	0	0.00	17
	UNSUCCESSFUL	0	0.00	1	5.88	0	0.00	4	23.53	3	17.65	0	0.00	9	52.94	0	0.00	0	0.00	17
	TOTAL	2	5.88	2	5.88	0	0.00	7	20.59	6	17.65	0	0.00	17	50.00	0	0.00	0	0.00	34
Unit/Subunit 13E																				
	SUCCESSFUL	67	4.17	8	0.50	27	1.68	251	15.64	595	37.07	75	4.67	564	35.14	0	0.00	18	1.12	1605
	UNSUCCESSFUL	15	3.33	1	0.22	3	0.67	70	15.52	75	16.63	33	7.32	229	50.78	0	0.00	25	5.54	451
	TOTAL	82	3.99	9	0.44	30	1.46	321	15.61	670	32.59	108	5.25	793	38.57	0	0.00	43	2.09	2056
Unit/Subunit 13Z																				
	SUCCESSFUL	17	2.69	9	1.43	21	3.33	92	14.58	195	30.90	32	5.07	244	38.67	0	0.00	21	3.33	631
	UNSUCCESSFUL	15	2.05	14	1.92	16	2.19	79	10.81	65	8.89	55	7.52	409	55.95	0	0.00	78	10.67	731
	TOTAL	32	2.35	23	1.69	37	2.72	171	12.56	260	19.09	87	6.39	653	47.94	0	0.00	99	7.27	1362
TOTAL UNIT																				
	SUCCESSFUL	219	4.32	66	1.30	313	6.17	1072	21.14	1416	27.93	372	7.34	1537	30.32	0	0.00	75	1.48	5070
	UNSUCCESSFUL	78	2.64	34	1.15	149	5.05	482	16.33	368	12.47	221	7.49	1426	48.31	0	0.00	194	6.57	2952
	TOTAL	297	3.70	100	1.25	462	5.76	1554	19.37	1784	22.24	593	7.39	2963	36.94	0	0.00	269	3.35	8022
Unit 14																				
Unit/Subunit 14B																				
	SUCCESSFUL	6	100.00	0	0.00	0	0.00	0	0.00	0	0.00	0	0.00	0	0.00	0	0.00	0	0.00	6
	UNSUCCESSFUL	3	20.00	0	0.00	0	0.00	7	46.67	0	0.00	0	0.00	4	26.67	0	0.00	1	6.67	15
	TOTAL	9	42.86	0	0.00	0	0.00	7	33.33	0	0.00	0	0.00	4	19.05	0	0.00	1	4.76	21
TOTAL UNIT																				
	SUCCESSFUL	6	100.00	0	0.00	0	0.00	0	0.00	0	0.00	0	0.00	0	0.00	0	0.00	0	0.00	6
	UNSUCCESSFUL	3	20.00	0	0.00	0	0.00	7	46.67	0	0.00	0	0.00	4	26.67	0	0.00	1	6.67	15
	TOTAL	9	42.86	0	0.00	0	0.00	7	33.33	0	0.00	0	0.00	4	19.05	0	0.00	1	4.76	21
Unit 17																				
Unit/Subunit 17Z																				
	SUCCESSFUL	2023	72.15	17	0.61	231	8.24	18	0.64	48	1.71	8	0.29	11	0.39	0	0.00	448	15.98	2804
	UNSUCCESSFUL	0	n/a	0	n/a	0	n/a	0	n/a	0	n/a	0	n/a	0	n/a	n/a	n/a	0	n/a	0
	TOTAL	2023	72.15	17	0.61	231	8.24	18	0.64	48	1.71	8	0.29	11	0.39	0	0.00	448	15.98	2804
TOTAL UNIT																				
	SUCCESSFUL	2023	72.15	17	0.61	231	8.24	18	0.64	48	1.71	8	0.29	11	0.39	0	0.00	448	15.98	2804
	UNSUCCESSFUL	0	n/a	0	n/a	0	n/a	0	n/a	0	n/a	0	n/a	0	n/a	n/a	n/a	0	n/a	0
	TOTAL	2023	72.15	17	0.61	231	8.24	18	0.64	48	1.71	8	0.29	11	0.39	0	0.00	448	15.98	2804
Unit 18																				
TOTAL UNIT																				
	SUCCESSFUL	4	5.41	0	0.00	17	22.97	0	0.00	53	71.62	0	0.00	0	0.00	0	0.00	0	0.00	74
	UNSUCCESSFUL	2	1.12	0	0.00	86	48.04	0	0.00	90	50.28	0	0.00	0	0.00	0	0.00	1	0.56	179
	TOTAL	6	2.37	0	0.00	103	40.71	0	0.00	143	56.52	0	0.00	0	0.00	0	0.00	1	0.40	253

1993-94 TRANSPORTATION METHODS BY SPECIES: CARIBOU

UNIT	SUCCESS	AIRPLANE NUMBER	AIRPLANE %	HORSE/ DOG TEAM NUMBER	HORSE/ DOG TEAM %	BOAT NUMBER	BOAT %	3-OR-4 WHEELER NUMBER	3-OR-4 WHEELER %	SNOWMACHINE NUMBER	SNOWMACHINE %	OFF ROAD VEHICLE NUMBER	OFF ROAD VEHICLE %	HIGHWAY VEHICLE NUMBER	HIGHWAY VEHICLE %	WALKING NUMBER	WALKING %	UNKNOWN NUMBER	UNKNOWN %	TOTAL NUMBER
Unit 20																				
Unit/Subunit 20B																				
	SUCCESSFUL	8	44.44	0	0.00	3	16.67	1	5.56	0	0.00	2	11.11	2	11.11	0	0.00	2	11.11	18
	UNSUCCESSFUL	9	4.66	1	0.52	19	9.84	42	21.76	5	2.59	15	7.77	91	47.15	0	0.00	11	5.70	193
	TOTAL	17	8.06	1	0.47	22	10.43	43	20.38	5	2.37	17	8.06	93	44.08	0	0.00	13	6.16	211
Unit/Subunit 20D																				
	SUCCESSFUL	11	84.62	0	0.00	0	0.00	2	15.38	0	0.00	0	0.00	0	0.00	0	0.00	0	0.00	13
	UNSUCCESSFUL	14	28.00	0	0.00	7	14.00	6	12.00	0	0.00	2	4.00	21	42.00	0	0.00	0	0.00	50
	TOTAL	25	39.68	0	0.00	7	11.11	8	12.70	0	0.00	2	3.17	21	33.33	0	0.00	0	0.00	63
Unit/Subunit 20E																				
	SUCCESSFUL	35	12.24	1	0.35	2	0.70	117	40.91	47	16.43	24	8.39	55	19.23	0	0.00	5	1.75	286
	UNSUCCESSFUL	47	3.16	5	0.34	23	1.55	465	31.29	124	8.34	111	7.47	651	43.81	0	0.00	60	4.04	1486
	TOTAL	82	4.63	6	0.34	25	1.41	582	32.84	171	9.65	135	7.62	706	39.84	0	0.00	65	3.67	1772
Unit/Subunit 20F																				
	SUCCESSFUL	n/a	n/a	n/a	n/a	n/a	n/a	n/a	n/a	n/a	n/a	n/a	n/a	n/a	n/a	n/a	n/a	n/a	n/a	0
	UNSUCCESSFUL	0	0.00	1	33.33	0	0.00	0	0.00	1	33.33	0	0.00	0	0.00	0	0.00	1	33.33	3
	TOTAL	0	0.00	1	33.33	0	0.00	0	0.00	1	33.33	0	0.00	0	0.00	0	0.00	1	33.33	3
TOTAL UNIT																				
	SUCCESSFUL	54	17.03	1	0.32	5	1.58	120	37.85	47	14.83	26	8.20	57	17.98	0	0.00	7	2.21	317
	UNSUCCESSFUL	70	4.04	7	0.40	49	2.83	513	29.62	130	7.51	128	7.39	763	44.05	0	0.00	72	4.16	1732
	TOTAL	124	6.05	8	0.39	54	2.64	633	30.89	177	8.64	154	7.52	820	40.02	0	0.00	79	3.86	2049
Unit 21																				
Unit/Subunit 21B																				
	SUCCESSFUL	n/a	n/a	n/a	n/a	n/a	n/a	n/a	n/a	n/a	n/a	n/a	n/a	n/a	n/a	n/a	n/a	n/a	n/a	0
	UNSUCCESSFUL	0	0.00	0	0.00	3	100.00	0	0.00	0	0.00	0	0.00	0	0.00	0	0.00	0	0.00	3
	TOTAL	0	0.00	0	0.00	3	100.00	0	0.00	0	0.00	0	0.00	0	0.00	0	0.00	0	0.00	3
Unit/Subunit 21C																				
	SUCCESSFUL	n/a	n/a	n/a	n/a	n/a	n/a	n/a	n/a	n/a	n/a	n/a	n/a	n/a	n/a	n/a	n/a	n/a	n/a	0
	UNSUCCESSFUL	3	100.00	0	0.00	0	0.00	0	0.00	0	0.00	0	0.00	0	0.00	0	0.00	0	0.00	3
	TOTAL	3	100.00	0	0.00	0	0.00	0	0.00	0	0.00	0	0.00	0	0.00	0	0.00	0	0.00	3
Unit/Subunit 21D																				
	SUCCESSFUL	1	100.00	0	0.00	0	0.00	0	0.00	0	0.00	0	0.00	0	0.00	0	0.00	0	0.00	1
	UNSUCCESSFUL	0	n/a	0	n/a	0	n/a	0	n/a	0	n/a	0	n/a	0	n/a	n/a	n/a	0	n/a	0
	TOTAL	1	100.00	0	0.00	0	0.00	0	0.00	0	0.00	0	0.00	0	0.00	0	0.00	0	0.00	1
TOTAL UNIT																				
	SUCCESSFUL	1	100.00	0	0.00	0	0.00	0	0.00	0	0.00	0	0.00	0	0.00	0	0.00	0	0.00	1
	UNSUCCESSFUL	3	50.00	0	0.00	3	50.00	0	0.00	0	0.00	0	0.00	0	0.00	0	0.00	0	0.00	6
	TOTAL	4	57.14	0	0.00	3	42.86	0	0.00	0	0.00	0	0.00	0	0.00	0	0.00	0	0.00	7
Unit 24																				
TOTAL UNIT																				
	SUCCESSFUL	3	33.33	0	0.00	0	0.00	0	0.00	0	0.00	0	0.00	0	0.00	0	0.00	6	66.67	9
	UNSUCCESSFUL	0	0.00	0	0.00	0	0.00	0	0.00	0	0.00	0	0.00	0	0.00	0	0.00	17	100.00	17
	TOTAL	3	11.54	0	0.00	0	0.00	0	0.00	0	0.00	0	0.00	0	0.00	0	0.00	23	88.46	26

1993-94 TRANSPORTATION METHODS BY SPECIES: CARIBOU

UNIT	SUCCESS	AIRPLANE NUMBER	AIRPLANE %	HORSE/ DOG TEAM NUMBER	HORSE/ DOG TEAM %	BOAT NUMBER	BOAT %	3-OR-4 WHEELER NUMBER	3-OR-4 WHEELER %	SNOWMACHINE NUMBER	SNOWMACHINE %	OFF ROAD VEHICLE NUMBER	OFF ROAD VEHICLE %	HIGHWAY VEHICLE NUMBER	HIGHWAY VEHICLE %	WALKING NUMBER	WALKING %	UNKNOWN NUMBER	UNKNOWN %	TOTAL NUMBER
Unit 25																				
Unit/Subunit 25A																				
	SUCCESSFUL	47	95.92	0	0.00	0	0.00	2	4.08	0	0.00	0	0.00	0	0.00	0	0.00	0	0.00	49
	UNSUCCESSFUL	0	n/a	0	n/a	0	n/a	0	n/a	0	n/a	0	n/a	0	n/a	n/a	n/a	0	n/a	0
	TOTAL	47	95.92	0	0.00	0	0.00	2	4.08	0	0.00	0	0.00	0	0.00	0	0.00	0	0.00	49
Unit/Subunit 25B																				
	SUCCESSFUL	0	0.00	0	0.00	1	100.00	0	0.00	0	0.00	0	0.00	0	0.00	0	0.00	0	0.00	1
	UNSUCCESSFUL	0	n/a	0	n/a	0	n/a	0	n/a	0	n/a	0	n/a	0	n/a	n/a	n/a	0	n/a	0
	TOTAL	0	0.00	0	0.00	1	100.00	0	0.00	0	0.00	0	0.00	0	0.00	0	0.00	0	0.00	1
Unit/Subunit 25C																				
	SUCCESSFUL	3	10.00	0	0.00	0	0.00	15	50.00	6	20.00	0	0.00	4	13.33	0	0.00	2	6.67	30
	UNSUCCESSFUL	2	1.16	2	1.16	5	2.91	38	22.09	17	9.88	11	6.40	91	52.91	0	0.00	6	3.49	172
	TOTAL	5	2.48	2	0.99	5	2.48	53	26.24	23	11.39	11	5.45	95	47.03	0	0.00	8	3.96	202
Unit/Subunit 25D																				
	SUCCESSFUL	1	100.00	0	0.00	0	0.00	0	0.00	0	0.00	0	0.00	0	0.00	0	0.00	0	0.00	1
	UNSUCCESSFUL	0	n/a	0	n/a	0	n/a	0	n/a	0	n/a	0	n/a	0	n/a	n/a	n/a	0	n/a	0
	TOTAL	1	100.00	0	0.00	0	0.00	0	0.00	0	0.00	0	0.00	0	0.00	0	0.00	0	0.00	1
TOTAL UNIT																				
	SUCCESSFUL	51	62.96	0	0.00	1	1.23	17	20.99	6	7.41	0	0.00	4	4.94	0	0.00	2	2.47	81
	UNSUCCESSFUL	2	1.16	2	1.16	5	2.91	38	22.09	17	9.88	11	6.40	91	52.91	0	0.00	6	3.49	172
	TOTAL	53	20.95	2	0.79	6	2.37	55	21.74	23	9.09	11	4.35	95	37.55	0	0.00	8	3.16	253
Unit 26																				
Unit/Subunit 26B																				
	SUCCESSFUL	48	12.90	5	1.34	24	6.45	4	1.08	4	1.08	0	0.00	275	73.92	0	0.00	12	3.23	372
	UNSUCCESSFUL	0	n/a	0	n/a	0	n/a	0	n/a	0	n/a	0	n/a	0	n/a	n/a	n/a	0	n/a	0
	TOTAL	48	12.90	5	1.34	24	6.45	4	1.08	4	1.08	0	0.00	275	73.92	0	0.00	12	3.23	372
Unit/Subunit 26C																				
	SUCCESSFUL	22	64.71	0	0.00	2	5.88	0	0.00	10	29.41	0	0.00	0	0.00	0	0.00	0	0.00	34
	UNSUCCESSFUL	0	n/a	0	n/a	0	n/a	0	n/a	0	n/a	0	n/a	0	n/a	n/a	n/a	0	n/a	0
	TOTAL	22	64.71	0	0.00	2	5.88	0	0.00	10	29.41	0	0.00	0	0.00	0	0.00	0	0.00	34
TOTAL UNIT																				
	SUCCESSFUL	70	17.24	5	1.23	26	6.40	4	0.99	14	3.45	0	0.00	275	67.73	0	0.00	12	2.96	406
	UNSUCCESSFUL	0	n/a	0	n/a	0	n/a	0	n/a	0	n/a	0	n/a	0	n/a	n/a	n/a	0	n/a	0
	TOTAL	70	17.24	5	1.23	26	6.40	4	0.99	14	3.45	0	0.00	275	67.73	0	0.00	12	2.96	406
TOTAL STATEWIDE																				
	SUCCESSFUL	2800	28.36	110	1.11	696	7.05	1472	14.91	1720	17.42	419	4.24	2048	20.74	0	0.00	609	6.17	9874
	UNSUCCESSFUL	242	4.28	59	1.04	320	5.66	1074	18.99	676	11.95	365	6.45	2595	45.87	0	0.00	326	5.76	5657
	TOTAL	3042	19.59	169	1.09	1016	6.54	2546	16.39	2396	15.43	784	5.05	4643	29.90	0	0.00	935	6.02	15531

1993-94 TRANSPORTATION METHODS BY SPECIES: DEER

UNIT	SUCCESS	AIRPLANE NUMBER	%	HORSE/ DOG TEAM NUMBER	%	BOAT NUMBER	%	3-OR-4 WHEELER NUMBER	%	SNOWMACHINE NUMBER	%	OFF ROAD VEHICLE NUMBER	%	HIGHWAY VEHICLE NUMBER	%	WALKING NUMBER	%	UNKNOWN NUMBER	%	TOTAL NUMBER
Unit 03																				
TOTAL UNIT																				
	SUCCESSFUL	0	0.00	0	0.00	32	20.78	2	1.30	0	0.00	0	0.00	117	75.97	0	0.00	3	1.95	154
	UNSUCCESSFUL	0	0.00	0	0.00	53	12.99	2	0.49	0	0.00	0	0.00	320	78.43	0	0.00	33	8.09	408
	TOTAL	0	0.00	0	0.00	85	15.12	4	0.71	0	0.00	0	0.00	437	77.76	0	0.00	36	6.41	562
Unit 06																				
Unit/Subunit 06D																				
	SUCCESSFUL	0	0.00	0	0.00	0	0.00	0	0.00	0	0.00	0	0.00	0	0.00	0	0.00	572	100.00	572
	UNSUCCESSFUL	0	0.00	0	0.00	0	0.00	0	0.00	0	0.00	0	0.00	0	0.00	0	0.00	433	100.00	433
	TOTAL	0	0.00	0	0.00	0	0.00	0	0.00	0	0.00	0	0.00	0	0.00	0	0.00	1005	100.00	1005
TOTAL UNIT																				
	SUCCESSFUL	0	0.00	0	0.00	0	0.00	0	0.00	0	0.00	0	0.00	0	0.00	0	0.00	572	100.00	572
	UNSUCCESSFUL	0	0.00	0	0.00	0	0.00	0	0.00	0	0.00	0	0.00	0	0.00	0	0.00	433	100.00	433
	TOTAL	0	0.00	0	0.00	0	0.00	0	0.00	0	0.00	0	0.00	0	0.00	0	0.00	1005	100.00	1005
TOTAL STATEWIDE																				
	SUCCESSFUL	0	0.00	0	0.00	32	4.41	2	0.28	0	0.00	0	0.00	117	16.12	0	0.00	575	79.20	726
	UNSUCCESSFUL	0	0.00	0	0.00	53	6.30	2	0.24	0	0.00	0	0.00	320	38.05	0	0.00	466	55.41	841
	TOTAL	0	0.00	0	0.00	85	5.42	4	0.26	0	0.00	0	0.00	437	27.89	0	0.00	1041	66.43	1567

1993-94 TRANSPORTATION METHODS BY SPECIES: ELK

UNIT	SUCCESS	AIRPLANE NUMBER	%	HORSE/ DOG TEAM NUMBER	%	BOAT NUMBER	%	3-OR-4 WHEELER NUMBER	%	SNOWMACHINE NUMBER	%	OFF ROAD VEHICLE NUMBER	%	HIGHWAY VEHICLE NUMBER	%	WALKING NUMBER	%	UNKNOWN NUMBER	%	TOTAL NUMBER
Unit 08																				
TOTAL UNIT																				
	SUCCESSFUL	39	44.83	0	0.00	32	36.78	0	0.00	0	0.00	0	0.00	16	18.39	0	0.00	0	0.00	87
	UNSUCCESSFUL	121	44.81	0	0.00	95	35.19	1	0.37	0	0.00	0	0.00	40	14.81	0	0.00	13	4.81	270
	TOTAL	160	44.82	0	0.00	127	35.57	1	0.28	0	0.00	0	0.00	56	15.69	0	0.00	13	3.64	357
TOTAL STATEWIDE																				
	SUCCESSFUL	39	44.83	0	0.00	32	36.78	0	0.00	0	0.00	0	0.00	16	18.39	0	0.00	0	0.00	87
	UNSUCCESSFUL	121	44.81	0	0.00	95	35.19	1	0.37	0	0.00	0	0.00	40	14.81	0	0.00	13	4.81	270
	TOTAL	160	44.82	0	0.00	127	35.57	1	0.28	0	0.00	0	0.00	56	15.69	0	0.00	13	3.64	357

1993-94 TRANSPORTATION METHODS BY SPECIES: FOX

UNIT	SUCCESS	AIRPLANE NUMBER	%	HORSE/ DOG TEAM NUMBER	%	BOAT NUMBER	%	3-OR-4 WHEELER NUMBER	%	SNOWMACHINE NUMBER	%	OFF ROAD VEHICLE NUMBER	%	HIGHWAY VEHICLE NUMBER	%	WALKING NUMBER	%	UNKNOWN NUMBER	%	TOTAL NUMBER
Unit 24																				
TOTAL UNIT																				
	SUCCESSFUL	0	0.00	0	0.00	0	0.00	0	0.00	0	0.00	0	0.00	0	0.00	0	0.00	2	100.00	2
	UNSUCCESSFUL	n/a	n/a	n/a	n/a	n/a	n/a	n/a	n/a	n/a	n/a	n/a	n/a	n/a	n/a	n/a	n/a	n/a	n/a	n/a
	TOTAL	0	0.00	0	0.00	0	0.00	0	0.00	0	0.00	0	0.00	0	0.00	0	0.00	2	100.00	2
TOTAL STATEWIDE																				
	SUCCESSFUL	0	0.00	0	0.00	0	0.00	0	0.00	0	0.00	0	0.00	0	0.00	0	0.00	2	100.00	2
	UNSUCCESSFUL	n/a	n/a	n/a	n/a	n/a	n/a	n/a	n/a	n/a	n/a	n/a	n/a	n/a	n/a	n/a	n/a	n/a	n/a	n/a
	TOTAL	0	0.00	0	0.00	0	0.00	0	0.00	0	0.00	0	0.00	0	0.00	0	0.00	2	100.00	2

1993-94 TRANSPORTATION METHODS BY SPECIES: LYNX

UNIT	SUCCESS	AIRPLANE NUMBER	AIRPLANE %	HORSE/ DOG TEAM NUMBER	HORSE/ DOG TEAM %	BOAT NUMBER	BOAT %	3-OR-4 WHEELER NUMBER	3-OR-4 WHEELER %	SNOWMACHINE NUMBER	SNOWMACHINE %	OFF ROAD VEHICLE NUMBER	OFF ROAD VEHICLE %	HIGHWAY VEHICLE NUMBER	HIGHWAY VEHICLE %	WALKING NUMBER	WALKING %	UNKNOWN NUMBER	UNKNOWN %	TOTAL NUMBER
Unit 01																				
Unit/Subunit 01C																				
	SUCCESSFUL	0	0.00	0	0.00	1	20.00	0	0.00	0	0.00	0	0.00	1	20.00	1	20.00	2	40.00	5
	UNSUCCESSFUL	n/a	n/a	n/a	n/a	n/a	n/a	n/a	n/a	n/a	n/a	n/a	n/a	n/a	n/a	n/a	n/a	n/a	n/a	n/a
	TOTAL	0	0.00	0	0.00	1	20.00	0	0.00	0	0.00	0	0.00	1	20.00	1	20.00	2	40.00	5
Unit/Subunit 01D																				
	SUCCESSFUL	0	0.00	0	0.00	0	0.00	0	0.00	2	66.67	0	0.00	0	0.00	1	33.33	0	0.00	3
	UNSUCCESSFUL	n/a	n/a	n/a	n/a	n/a	n/a	n/a	n/a	n/a	n/a	n/a	n/a	n/a	n/a	n/a	n/a	n/a	n/a	n/a
	TOTAL	0	0.00	0	0.00	0	0.00	0	0.00	2	66.67	0	0.00	0	0.00	1	33.33	0	0.00	3
TOTAL UNIT																				
	SUCCESSFUL	0	0.00	0	0.00	1	12.50	0	0.00	2	25.00	0	0.00	1	12.50	2	25.00	2	25.00	8
	UNSUCCESSFUL	n/a	n/a	n/a	n/a	n/a	n/a	n/a	n/a	n/a	n/a	n/a	n/a	n/a	n/a	n/a	n/a	n/a	n/a	n/a
	TOTAL	0	0.00	0	0.00	1	12.50	0	0.00	2	25.00	0	0.00	1	12.50	2	25.00	2	25.00	8
Unit 05																				
Unit/Subunit 05A																				
	SUCCESSFUL	1	11.11	0	0.00	0	0.00	1	11.11	0	0.00	0	0.00	2	22.22	0	0.00	5	55.56	9
	UNSUCCESSFUL	n/a	n/a	n/a	n/a	n/a	n/a	n/a	n/a	n/a	n/a	n/a	n/a	n/a	n/a	n/a	n/a	n/a	n/a	n/a
	TOTAL	1	11.11	0	0.00	0	0.00	1	11.11	0	0.00	0	0.00	2	22.22	0	0.00	5	55.56	9
TOTAL UNIT																				
	SUCCESSFUL	1	11.11	0	0.00	0	0.00	1	11.11	0	0.00	0	0.00	2	22.22	0	0.00	5	55.56	9
	UNSUCCESSFUL	n/a	n/a	n/a	n/a	n/a	n/a	n/a	n/a	n/a	n/a	n/a	n/a	n/a	n/a	n/a	n/a	n/a	n/a	n/a
	TOTAL	1	11.11	0	0.00	0	0.00	1	11.11	0	0.00	0	0.00	2	22.22	0	0.00	5	55.56	9
Unit 09																				
Unit/Subunit 09A																				
	SUCCESSFUL	0	0.00	0	0.00	0	0.00	0	0.00	1	100.00	0	0.00	0	0.00	0	0.00	0	0.00	1
	UNSUCCESSFUL	n/a	n/a	n/a	n/a	n/a	n/a	n/a	n/a	n/a	n/a	n/a	n/a	n/a	n/a	n/a	n/a	n/a	n/a	n/a
	TOTAL	0	0.00	0	0.00	0	0.00	0	0.00	1	100.00	0	0.00	0	0.00	0	0.00	0	0.00	1
Unit/Subunit 09B																				
	SUCCESSFUL	0	0.00	0	0.00	0	0.00	1	4.76	20	95.24	0	0.00	0	0.00	0	0.00	0	0.00	21
	UNSUCCESSFUL	n/a	n/a	n/a	n/a	n/a	n/a	n/a	n/a	n/a	n/a	n/a	n/a	n/a	n/a	n/a	n/a	n/a	n/a	n/a
	TOTAL	0	0.00	0	0.00	0	0.00	1	4.76	20	95.24	0	0.00	0	0.00	0	0.00	0	0.00	21
Unit/Subunit 09C																				
	SUCCESSFUL	0	0.00	0	0.00	1	3.13	8	25.00	10	31.25	1	3.13	7	21.88	0	0.00	5	15.63	32
	UNSUCCESSFUL	n/a	n/a	n/a	n/a	n/a	n/a	n/a	n/a	n/a	n/a	n/a	n/a	n/a	n/a	n/a	n/a	n/a	n/a	n/a
	TOTAL	0	0.00	0	0.00	1	3.13	8	25.00	10	31.25	1	3.13	7	21.88	0	0.00	5	15.63	32
Unit/Subunit 09E																				
	SUCCESSFUL	1	33.33	0	0.00	0	0.00	1	33.33	0	0.00	0	0.00	0	0.00	1	33.33	0	0.00	3
	UNSUCCESSFUL	n/a	n/a	n/a	n/a	n/a	n/a	n/a	n/a	n/a	n/a	n/a	n/a	n/a	n/a	n/a	n/a	n/a	n/a	n/a
	TOTAL	1	33.33	0	0.00	0	0.00	1	33.33	0	0.00	0	0.00	0	0.00	1	33.33	0	0.00	3
TOTAL UNIT																				
	SUCCESSFUL	1	1.75	0	0.00	1	1.75	10	17.54	31	54.39	1	1.75	7	12.28	1	1.75	5	8.77	57
	UNSUCCESSFUL	n/a	n/a	n/a	n/a	n/a	n/a	n/a	n/a	n/a	n/a	n/a	n/a	n/a	n/a	n/a	n/a	n/a	n/a	n/a
	TOTAL	1	1.75	0	0.00	1	1.75	10	17.54	31	54.39	1	1.75	7	12.28	1	1.75	5	8.77	57

1993-94 TRANSPORTATION METHODS BY SPECIES: LYNX

UNIT	SUCCESS	AIRPLANE NUMBER	%	HORSE/ DOG TEAM NUMBER	%	BOAT NUMBER	%	3-OR-4 WHEELER NUMBER	%	SNOWMACHINE NUMBER	%	OFF ROAD VEHICLE NUMBER	%	HIGHWAY VEHICLE NUMBER	%	WALKING NUMBER	%	UNKNOWN NUMBER	%	TOTAL NUMBER
Unit 11																				
TOTAL UNIT																				
	SUCCESSFUL	0	0.00	0	0.00	0	0.00	0	0.00	15	78.95	0	0.00	1	5.26	0	0.00	3	15.79	19
	UNSUCCESSFUL	n/a	n/a	n/a	n/a	n/a	n/a	n/a	n/a	n/a	n/a	n/a	n/a	n/a	n/a	n/a	n/a	n/a	n/a	n/a
	TOTAL	0	0.00	0	0.00	0	0.00	0	0.00	15	78.95	0	0.00	1	5.26	0	0.00	3	15.79	19
Unit 12																				
TOTAL UNIT																				
	SUCCESSFUL	0	0.00	5	4.13	0	0.00	0	0.00	102	84.30	0	0.00	4	3.31	1	0.83	9	7.44	121
	UNSUCCESSFUL	n/a	n/a	n/a	n/a	n/a	n/a	n/a	n/a	n/a	n/a	n/a	n/a	n/a	n/a	n/a	n/a	n/a	n/a	n/a
	TOTAL	0	0.00	5	4.13	0	0.00	0	0.00	102	84.30	0	0.00	4	3.31	1	0.83	9	7.44	121
Unit 13																				
Unit/Subunit 13A																				
	SUCCESSFUL	0	0.00	0	0.00	0	0.00	0	0.00	13	72.22	0	0.00	0	0.00	0	0.00	5	27.78	18
	UNSUCCESSFUL	n/a	n/a	n/a	n/a	n/a	n/a	n/a	n/a	n/a	n/a	n/a	n/a	n/a	n/a	n/a	n/a	n/a	n/a	n/a
	TOTAL	0	0.00	0	0.00	0	0.00	0	0.00	13	72.22	0	0.00	0	0.00	0	0.00	5	27.78	18
Unit/Subunit 13B																				
	SUCCESSFUL	0	0.00	0	0.00	0	0.00	0	0.00	5	100.00	0	0.00	0	0.00	0	0.00	0	0.00	5
	UNSUCCESSFUL	n/a	n/a	n/a	n/a	n/a	n/a	n/a	n/a	n/a	n/a	n/a	n/a	n/a	n/a	n/a	n/a	n/a	n/a	n/a
	TOTAL	0	0.00	0	0.00	0	0.00	0	0.00	5	100.00	0	0.00	0	0.00	0	0.00	0	0.00	5
Unit/Subunit 13C																				
	SUCCESSFUL	0	0.00	0	0.00	0	0.00	0	0.00	26	74.29	0	0.00	5	14.29	0	0.00	4	11.43	35
	UNSUCCESSFUL	n/a	n/a	n/a	n/a	n/a	n/a	n/a	n/a	n/a	n/a	n/a	n/a	n/a	n/a	n/a	n/a	n/a	n/a	n/a
	TOTAL	0	0.00	0	0.00	0	0.00	0	0.00	26	74.29	0	0.00	5	14.29	0	0.00	4	11.43	35
Unit/Subunit 13D																				
	SUCCESSFUL	0	0.00	2	9.52	0	0.00	0	0.00	14	66.67	0	0.00	4	19.05	0	0.00	1	4.76	21
	UNSUCCESSFUL	n/a	n/a	n/a	n/a	n/a	n/a	n/a	n/a	n/a	n/a	n/a	n/a	n/a	n/a	n/a	n/a	n/a	n/a	n/a
	TOTAL	0	0.00	2	9.52	0	0.00	0	0.00	14	66.67	0	0.00	4	19.05	0	0.00	1	4.76	21
Unit/Subunit 13E																				
	SUCCESSFUL	0	0.00	0	0.00	0	0.00	0	0.00	0	0.00	0	0.00	0	0.00	0	0.00	1	100.00	1
	UNSUCCESSFUL	n/a	n/a	n/a	n/a	n/a	n/a	n/a	n/a	n/a	n/a	n/a	n/a	n/a	n/a	n/a	n/a	n/a	n/a	n/a
	TOTAL	0	0.00	0	0.00	0	0.00	0	0.00	0	0.00	0	0.00	0	0.00	0	0.00	1	100.00	1
TOTAL UNIT																				
	SUCCESSFUL	0	0.00	2	2.50	0	0.00	0	0.00	58	72.50	0	0.00	9	11.25	0	0.00	11	13.75	80
	UNSUCCESSFUL	n/a	n/a	n/a	n/a	n/a	n/a	n/a	n/a	n/a	n/a	n/a	n/a	n/a	n/a	n/a	n/a	n/a	n/a	n/a
	TOTAL	0	0.00	2	2.50	0	0.00	0	0.00	58	72.50	0	0.00	9	11.25	0	0.00	11	13.75	80
Unit 14																				
Unit/Subunit 14A																				
	SUCCESSFUL	0	0.00	0	0.00	0	0.00	5	71.43	2	28.57	0	0.00	0	0.00	0	0.00	0	0.00	7
	UNSUCCESSFUL	n/a	n/a	n/a	n/a	n/a	n/a	n/a	n/a	n/a	n/a	n/a	n/a	n/a	n/a	n/a	n/a	n/a	n/a	n/a
	TOTAL	0	0.00	0	0.00	0	0.00	5	71.43	2	28.57	0	0.00	0	0.00	0	0.00	0	0.00	7

1993-94 TRANSPORTATION METHODS BY SPECIES: LYNX

UNIT	SUCCESS	AIRPLANE NUMBER	%	HORSE/ DOG TEAM NUMBER	%	BOAT NUMBER	%	3-OR-4 WHEELER NUMBER	%	SNOWMACHINE NUMBER	%	OFF ROAD VEHICLE NUMBER	%	HIGHWAY VEHICLE NUMBER	%	WALKING NUMBER	%	UNKNOWN NUMBER	%	TOTAL NUMBER
Unit 14																				
Unit/Subunit 14B																				
	SUCCESSFUL	0	0.00	0	0.00	0	0.00	0	0.00	0	0.00	0	0.00	0	0.00	1	100.00	0	0.00	1
	UNSUCCESSFUL	n/a	n/a	n/a	n/a	n/a	n/a	n/a	n/a	n/a	n/a	n/a	n/a	n/a	n/a	n/a	n/a	n/a	n/a	n/a
	TOTAL	0	0.00	0	0.00	0	0.00	0	0.00	0	0.00	0	0.00	0	0.00	1	100.00	0	0.00	1
Unit/Subunit 14C																				
	SUCCESSFUL	0	0.00	0	0.00	0	0.00	0	0.00	1	50.00	0	0.00	1	50.00	0	0.00	0	0.00	2
	UNSUCCESSFUL	n/a	n/a	n/a	n/a	n/a	n/a	n/a	n/a	n/a	n/a	n/a	n/a	n/a	n/a	n/a	n/a	n/a	n/a	n/a
	TOTAL	0	0.00	0	0.00	0	0.00	0	0.00	1	50.00	0	0.00	1	50.00	0	0.00	0	0.00	2
TOTAL UNIT																				
	SUCCESSFUL	0	0.00	0	0.00	0	0.00	5	50.00	3	30.00	0	0.00	1	10.00	1	10.00	0	0.00	10
	UNSUCCESSFUL	n/a	n/a	n/a	n/a	n/a	n/a	n/a	n/a	n/a	n/a	n/a	n/a	n/a	n/a	n/a	n/a	n/a	n/a	n/a
	TOTAL	0	0.00	0	0.00	0	0.00	5	50.00	3	30.00	0	0.00	1	10.00	1	10.00	0	0.00	10
Unit 15																				
Unit/Subunit 15A																				
	SUCCESSFUL	0	0.00	0	0.00	0	0.00	0	0.00	0	0.00	0	0.00	0	0.00	0	0.00	1	100.00	1
	UNSUCCESSFUL	n/a	n/a	n/a	n/a	n/a	n/a	n/a	n/a	n/a	n/a	n/a	n/a	n/a	n/a	n/a	n/a	n/a	n/a	n/a
	TOTAL	0	0.00	0	0.00	0	0.00	0	0.00	0	0.00	0	0.00	0	0.00	0	0.00	1	100.00	1
Unit/Subunit 15B																				
	SUCCESSFUL	0	0.00	0	0.00	0	0.00	0	0.00	0	0.00	0	0.00	0	0.00	0	0.00	2	100.00	2
	UNSUCCESSFUL	n/a	n/a	n/a	n/a	n/a	n/a	n/a	n/a	n/a	n/a	n/a	n/a	n/a	n/a	n/a	n/a	n/a	n/a	n/a
	TOTAL	0	0.00	0	0.00	0	0.00	0	0.00	0	0.00	0	0.00	0	0.00	0	0.00	2	100.00	2
TOTAL UNIT																				
	SUCCESSFUL	0	0.00	0	0.00	0	0.00	0	0.00	0	0.00	0	0.00	0	0.00	0	0.00	3	100.00	3
	UNSUCCESSFUL	n/a	n/a	n/a	n/a	n/a	n/a	n/a	n/a	n/a	n/a	n/a	n/a	n/a	n/a	n/a	n/a	n/a	n/a	n/a
	TOTAL	0	0.00	0	0.00	0	0.00	0	0.00	0	0.00	0	0.00	0	0.00	0	0.00	3	100.00	3
Unit 16																				
Unit/Subunit 16A																				
	SUCCESSFUL	0	0.00	0	0.00	0	0.00	0	0.00	1	50.00	0	0.00	0	0.00	0	0.00	1	50.00	2
	UNSUCCESSFUL	n/a	n/a	n/a	n/a	n/a	n/a	n/a	n/a	n/a	n/a	n/a	n/a	n/a	n/a	n/a	n/a	n/a	n/a	n/a
	TOTAL	0	0.00	0	0.00	0	0.00	0	0.00	1	50.00	0	0.00	0	0.00	0	0.00	1	50.00	2
Unit/Subunit 16B																				
	SUCCESSFUL	0	0.00	0	0.00	0	0.00	0	0.00	2	100.00	0	0.00	0	0.00	0	0.00	0	0.00	2
	UNSUCCESSFUL	n/a	n/a	n/a	n/a	n/a	n/a	n/a	n/a	n/a	n/a	n/a	n/a	n/a	n/a	n/a	n/a	n/a	n/a	n/a
	TOTAL	0	0.00	0	0.00	0	0.00	0	0.00	2	100.00	0	0.00	0	0.00	0	0.00	0	0.00	2
TOTAL UNIT																				
	SUCCESSFUL	0	0.00	0	0.00	0	0.00	0	0.00	3	75.00	0	0.00	0	0.00	0	0.00	1	25.00	4
	UNSUCCESSFUL	n/a	n/a	n/a	n/a	n/a	n/a	n/a	n/a	n/a	n/a	n/a	n/a	n/a	n/a	n/a	n/a	n/a	n/a	n/a
	TOTAL	0	0.00	0	0.00	0	0.00	0	0.00	3	75.00	0	0.00	0	0.00	0	0.00	1	25.00	4

1993-94 TRANSPORTATION METHODS BY SPECIES: LYNX

UNIT	SUCCESS	AIRPLANE NUMBER	%	HORSE/ DOG TEAM NUMBER	%	BOAT NUMBER	%	3-OR-4 WHEELER NUMBER	%	SNOWMACHINE NUMBER	%	OFF ROAD VEHICLE NUMBER	%	HIGHWAY VEHICLE NUMBER	%	WALKING NUMBER	%	UNKNOWN NUMBER	%	TOTAL NUMBER
Unit 17																				
Unit/Subunit 17B																				
	SUCCESSFUL	0	0.00	0	0.00	0	0.00	0	0.00	10	100.00	0	0.00	0	0.00	0	0.00	0	0.00	10
	UNSUCCESSFUL	n/a	n/a	n/a	n/a	n/a	n/a	n/a	n/a	n/a	n/a	n/a	n/a	n/a	n/a	n/a	n/a	n/a	n/a	n/a
	TOTAL	0	0.00	0	0.00	0	0.00	0	0.00	10	100.00	0	0.00	0	0.00	0	0.00	0	0.00	10
Unit/Subunit 17C																				
	SUCCESSFUL	0	0.00	0	0.00	1	33.33	0	0.00	2	66.67	0	0.00	0	0.00	0	0.00	0	0.00	3
	UNSUCCESSFUL	n/a	n/a	n/a	n/a	n/a	n/a	n/a	n/a	n/a	n/a	n/a	n/a	n/a	n/a	n/a	n/a	n/a	n/a	n/a
	TOTAL	0	0.00	0	0.00	1	33.33	0	0.00	2	66.67	0	0.00	0	0.00	0	0.00	0	0.00	3
TOTAL UNIT																				
	SUCCESSFUL	0	0.00	0	0.00	1	7.69	0	0.00	12	92.31	0	0.00	0	0.00	0	0.00	0	0.00	13
	UNSUCCESSFUL	n/a	n/a	n/a	n/a	n/a	n/a	n/a	n/a	n/a	n/a	n/a	n/a	n/a	n/a	n/a	n/a	n/a	n/a	n/a
	TOTAL	0	0.00	0	0.00	1	7.69	0	0.00	12	92.31	0	0.00	0	0.00	0	0.00	0	0.00	13
Unit 18																				
TOTAL UNIT																				
	SUCCESSFUL	0	0.00	0	0.00	0	0.00	0	0.00	4	100.00	0	0.00	0	0.00	0	0.00	0	0.00	4
	UNSUCCESSFUL	n/a	n/a	n/a	n/a	n/a	n/a	n/a	n/a	n/a	n/a	n/a	n/a	n/a	n/a	n/a	n/a	n/a	n/a	n/a
	TOTAL	0	0.00	0	0.00	0	0.00	0	0.00	4	100.00	0	0.00	0	0.00	0	0.00	0	0.00	4
Unit 19																				
Unit/Subunit 19A																				
	SUCCESSFUL	0	0.00	0	0.00	0	0.00	0	0.00	5	83.33	0	0.00	0	0.00	1	16.67	0	0.00	6
	UNSUCCESSFUL	n/a	n/a	n/a	n/a	n/a	n/a	n/a	n/a	n/a	n/a	n/a	n/a	n/a	n/a	n/a	n/a	n/a	n/a	n/a
	TOTAL	0	0.00	0	0.00	0	0.00	0	0.00	5	83.33	0	0.00	0	0.00	1	16.67	0	0.00	6
Unit/Subunit 19C																				
	SUCCESSFUL	0	0.00	0	0.00	0	0.00	0	0.00	2	100.00	0	0.00	0	0.00	0	0.00	0	0.00	2
	UNSUCCESSFUL	n/a	n/a	n/a	n/a	n/a	n/a	n/a	n/a	n/a	n/a	n/a	n/a	n/a	n/a	n/a	n/a	n/a	n/a	n/a
	TOTAL	0	0.00	0	0.00	0	0.00	0	0.00	2	100.00	0	0.00	0	0.00	0	0.00	0	0.00	2
Unit/Subunit 19D																				
	SUCCESSFUL	0	0.00	0	0.00	0	0.00	0	0.00	9	100.00	0	0.00	0	0.00	0	0.00	0	0.00	9
	UNSUCCESSFUL	n/a	n/a	n/a	n/a	n/a	n/a	n/a	n/a	n/a	n/a	n/a	n/a	n/a	n/a	n/a	n/a	n/a	n/a	n/a
	TOTAL	0	0.00	0	0.00	0	0.00	0	0.00	9	100.00	0	0.00	0	0.00	0	0.00	0	0.00	9
TOTAL UNIT																				
	SUCCESSFUL	0	0.00	0	0.00	0	0.00	0	0.00	16	94.12	0	0.00	0	0.00	1	5.88	0	0.00	17
	UNSUCCESSFUL	n/a	n/a	n/a	n/a	n/a	n/a	n/a	n/a	n/a	n/a	n/a	n/a	n/a	n/a	n/a	n/a	n/a	n/a	n/a
	TOTAL	0	0.00	0	0.00	0	0.00	0	0.00	16	94.12	0	0.00	0	0.00	1	5.88	0	0.00	17
Unit 20																				
Unit/Subunit 20A																				
	SUCCESSFUL	0	0.00	0	0.00	0	0.00	0	0.00	77	96.25	0	0.00	1	1.25	1	1.25	1	1.25	80
	UNSUCCESSFUL	n/a	n/a	n/a	n/a	n/a	n/a	n/a	n/a	n/a	n/a	n/a	n/a	n/a	n/a	n/a	n/a	n/a	n/a	n/a
	TOTAL	0	0.00	0	0.00	0	0.00	0	0.00	77	96.25	0	0.00	1	1.25	1	1.25	1	1.25	80

1993-94 TRANSPORTATION METHODS BY SPECIES: LYNX

UNIT	SUCCESS	AIRPLANE NUMBER	%	HORSE/ DOG TEAM NUMBER	%	BOAT NUMBER	%	3-OR-4 WHEELER NUMBER	%	SNOWMACHINE NUMBER	%	OFF ROAD VEHICLE NUMBER	%	HIGHWAY VEHICLE NUMBER	%	WALKING NUMBER	%	UNKNOWN NUMBER	%	TOTAL NUMBER
Unit 20																				
Unit/Subunit 20B																				
	SUCCESSFUL	0	0.00	0	0.00	0	0.00	1	0.88	85	75.22	0	0.00	14	12.39	3	2.65	10	8.85	113
	UNSUCCESSFUL	n/a	n/a	n/a	n/a	n/a	n/a	n/a	n/a	n/a	n/a	n/a	n/a	n/a	n/a	n/a	n/a	n/a	n/a	n/a
	TOTAL	0	0.00	0	0.00	0	0.00	1	0.88	85	75.22	0	0.00	14	12.39	3	2.65	10	8.85	113
Unit/Subunit 20C																				
	SUCCESSFUL	0	0.00	10	40.00	0	0.00	0	0.00	13	52.00	0	0.00	2	8.00	0	0.00	0	0.00	25
	UNSUCCESSFUL	n/a	n/a	n/a	n/a	n/a	n/a	n/a	n/a	n/a	n/a	n/a	n/a	n/a	n/a	n/a	n/a	n/a	n/a	n/a
	TOTAL	0	0.00	10	40.00	0	0.00	0	0.00	13	52.00	0	0.00	2	8.00	0	0.00	0	0.00	25
Unit/Subunit 20D																				
	SUCCESSFUL	0	0.00	0	0.00	0	0.00	1	2.44	29	70.73	2	4.88	9	21.95	0	0.00	0	0.00	41
	UNSUCCESSFUL	n/a	n/a	n/a	n/a	n/a	n/a	n/a	n/a	n/a	n/a	n/a	n/a	n/a	n/a	n/a	n/a	n/a	n/a	n/a
	TOTAL	0	0.00	0	0.00	0	0.00	1	2.44	29	70.73	2	4.88	9	21.95	0	0.00	0	0.00	41
Unit/Subunit 20E																				
	SUCCESSFUL	6	13.04	0	0.00	0	0.00	0	0.00	39	84.78	0	0.00	1	2.17	0	0.00	0	0.00	46
	UNSUCCESSFUL	n/a	n/a	n/a	n/a	n/a	n/a	n/a	n/a	n/a	n/a	n/a	n/a	n/a	n/a	n/a	n/a	n/a	n/a	n/a
	TOTAL	6	13.04	0	0.00	0	0.00	0	0.00	39	84.78	0	0.00	1	2.17	0	0.00	0	0.00	46
Unit/Subunit 20F																				
	SUCCESSFUL	0	0.00	0	0.00	0	0.00	1	7.69	9	69.23	0	0.00	1	7.69	0	0.00	2	15.38	13
	UNSUCCESSFUL	n/a	n/a	n/a	n/a	n/a	n/a	n/a	n/a	n/a	n/a	n/a	n/a	n/a	n/a	n/a	n/a	n/a	n/a	n/a
	TOTAL	0	0.00	0	0.00	0	0.00	1	7.69	9	69.23	0	0.00	1	7.69	0	0.00	2	15.38	13
TOTAL UNIT																				
	SUCCESSFUL	6	1.89	10	3.14	0	0.00	3	0.94	252	79.25	2	0.63	28	8.81	4	1.26	13	4.09	318
	UNSUCCESSFUL	n/a	n/a	n/a	n/a	n/a	n/a	n/a	n/a	n/a	n/a	n/a	n/a	n/a	n/a	n/a	n/a	n/a	n/a	n/a
	TOTAL	6	1.89	10	3.14	0	0.00	3	0.94	252	79.25	2	0.63	28	8.81	4	1.26	13	4.09	318
Unit 21																				
Unit/Subunit 21A																				
	SUCCESSFUL	0	0.00	12	60.00	0	0.00	0	0.00	2	10.00	0	0.00	0	0.00	6	30.00	0	0.00	20
	UNSUCCESSFUL	n/a	n/a	n/a	n/a	n/a	n/a	n/a	n/a	n/a	n/a	n/a	n/a	n/a	n/a	n/a	n/a	n/a	n/a	n/a
	TOTAL	0	0.00	12	60.00	0	0.00	0	0.00	2	10.00	0	0.00	0	0.00	6	30.00	0	0.00	20
Unit/Subunit 21B																				
	SUCCESSFUL	0	0.00	0	0.00	0	0.00	0	0.00	12	92.31	0	0.00	0	0.00	1	7.69	0	0.00	13
	UNSUCCESSFUL	n/a	n/a	n/a	n/a	n/a	n/a	n/a	n/a	n/a	n/a	n/a	n/a	n/a	n/a	n/a	n/a	n/a	n/a	n/a
	TOTAL	0	0.00	0	0.00	0	0.00	0	0.00	12	92.31	0	0.00	0	0.00	1	7.69	0	0.00	13
Unit/Subunit 21D																				
	SUCCESSFUL	0	0.00	0	0.00	0	0.00	0	0.00	12	100.00	0	0.00	0	0.00	0	0.00	0	0.00	12
	UNSUCCESSFUL	n/a	n/a	n/a	n/a	n/a	n/a	n/a	n/a	n/a	n/a	n/a	n/a	n/a	n/a	n/a	n/a	n/a	n/a	n/a
	TOTAL	0	0.00	0	0.00	0	0.00	0	0.00	12	100.00	0	0.00	0	0.00	0	0.00	0	0.00	12
TOTAL UNIT																				
	SUCCESSFUL	0	0.00	12	26.67	0	0.00	0	0.00	26	57.78	0	0.00	0	0.00	7	15.56	0	0.00	45
	UNSUCCESSFUL	n/a	n/a	n/a	n/a	n/a	n/a	n/a	n/a	n/a	n/a	n/a	n/a	n/a	n/a	n/a	n/a	n/a	n/a	n/a
	TOTAL	0	0.00	12	26.67	0	0.00	0	0.00	26	57.78	0	0.00	0	0.00	7	15.56	0	0.00	45

1993-94 TRANSPORTATION METHODS BY SPECIES: LYNX

UNIT	SUCCESS	AIRPLANE NUMBER	%	HORSE/ DOG TEAM NUMBER	%	BOAT NUMBER	%	3-OR-4 WHEELER NUMBER	%	SNOWMACHINE NUMBER	%	OFF ROAD VEHICLE NUMBER	%	HIGHWAY VEHICLE NUMBER	%	WALKING NUMBER	%	UNKNOWN NUMBER	%	TOTAL NUMBER
Unit 22																				
Unit/Subunit 22A																				
	SUCCESSFUL	0	0.00	0	0.00	0	0.00	0	0.00	2	100.00	0	0.00	0	0.00	0	0.00	0	0.00	2
	UNSUCCESSFUL	n/a	n/a	n/a	n/a	n/a	n/a	n/a	n/a	n/a	n/a	n/a	n/a	n/a	n/a	n/a	n/a	n/a	n/a	n/a
	TOTAL	0	0.00	0	0.00	0	0.00	0	0.00	2	100.00	0	0.00	0	0.00	0	0.00	0	0.00	2
TOTAL UNIT																				
	SUCCESSFUL	0	0.00	0	0.00	0	0.00	0	0.00	2	100.00	0	0.00	0	0.00	0	0.00	0	0.00	2
	UNSUCCESSFUL	n/a	n/a	n/a	n/a	n/a	n/a	n/a	n/a	n/a	n/a	n/a	n/a	n/a	n/a	n/a	n/a	n/a	n/a	n/a
	TOTAL	0	0.00	0	0.00	0	0.00	0	0.00	2	100.00	0	0.00	0	0.00	0	0.00	0	0.00	2
Unit 23																				
TOTAL UNIT																				
	SUCCESSFUL	0	0.00	0	0.00	0	0.00	0	0.00	5	100.00	0	0.00	0	0.00	0	0.00	0	0.00	5
	UNSUCCESSFUL	n/a	n/a	n/a	n/a	n/a	n/a	n/a	n/a	n/a	n/a	n/a	n/a	n/a	n/a	n/a	n/a	n/a	n/a	n/a
	TOTAL	0	0.00	0	0.00	0	0.00	0	0.00	5	100.00	0	0.00	0	0.00	0	0.00	0	0.00	5
Unit 24																				
TOTAL UNIT																				
	SUCCESSFUL	0	0.00	1	0.81	0	0.00	0	0.00	113	91.87	0	0.00	7	5.69	0	0.00	2	1.63	123
	UNSUCCESSFUL	n/a	n/a	n/a	n/a	n/a	n/a	n/a	n/a	n/a	n/a	n/a	n/a	n/a	n/a	n/a	n/a	n/a	n/a	n/a
	TOTAL	0	0.00	1	0.81	0	0.00	0	0.00	113	91.87	0	0.00	7	5.69	0	0.00	2	1.63	123
Unit 25																				
Unit/Subunit 25A																				
	SUCCESSFUL	0	0.00	0	0.00	0	0.00	0	0.00	6	75.00	0	0.00	2	25.00	0	0.00	0	0.00	8
	UNSUCCESSFUL	n/a	n/a	n/a	n/a	n/a	n/a	n/a	n/a	n/a	n/a	n/a	n/a	n/a	n/a	n/a	n/a	n/a	n/a	n/a
	TOTAL	0	0.00	0	0.00	0	0.00	0	0.00	6	75.00	0	0.00	2	25.00	0	0.00	0	0.00	8
Unit/Subunit 25B																				
	SUCCESSFUL	3	3.37	10	11.24	0	0.00	0	0.00	60	67.42	0	0.00	0	0.00	11	12.36	5	5.62	89
	UNSUCCESSFUL	n/a	n/a	n/a	n/a	n/a	n/a	n/a	n/a	n/a	n/a	n/a	n/a	n/a	n/a	n/a	n/a	n/a	n/a	n/a
	TOTAL	3	3.37	10	11.24	0	0.00	0	0.00	60	67.42	0	0.00	0	0.00	11	12.36	5	5.62	89
Unit/Subunit 25C																				
	SUCCESSFUL	0	0.00	0	0.00	0	0.00	0	0.00	6	100.00	0	0.00	0	0.00	0	0.00	0	0.00	6
	UNSUCCESSFUL	n/a	n/a	n/a	n/a	n/a	n/a	n/a	n/a	n/a	n/a	n/a	n/a	n/a	n/a	n/a	n/a	n/a	n/a	n/a
	TOTAL	0	0.00	0	0.00	0	0.00	0	0.00	6	100.00	0	0.00	0	0.00	0	0.00	0	0.00	6
Unit/Subunit 25D																				
	SUCCESSFUL	0	0.00	1	0.38	0	0.00	0	0.00	257	96.62	1	0.38	2	0.75	0	0.00	5	1.88	266
	UNSUCCESSFUL	n/a	n/a	n/a	n/a	n/a	n/a	n/a	n/a	n/a	n/a	n/a	n/a	n/a	n/a	n/a	n/a	n/a	n/a	n/a
	TOTAL	0	0.00	1	0.38	0	0.00	0	0.00	257	96.62	1	0.38	2	0.75	0	0.00	5	1.88	266
TOTAL UNIT																				
	SUCCESSFUL	3	0.81	11	2.98	0	0.00	0	0.00	329	89.16	1	0.27	4	1.08	11	2.98	10	2.71	369
	UNSUCCESSFUL	n/a	n/a	n/a	n/a	n/a	n/a	n/a	n/a	n/a	n/a	n/a	n/a	n/a	n/a	n/a	n/a	n/a	n/a	n/a
	TOTAL	3	0.81	11	2.98	0	0.00	0	0.00	329	89.16	1	0.27	4	1.08	11	2.98	10	2.71	369

1993-94 TRANSPORTATION METHODS BY SPECIES: LYNX

UNIT	SUCCESS	AIRPLANE NUMBER	%	HORSE/ DOG TEAM NUMBER	%	BOAT NUMBER	%	3-OR-4 WHEELER NUMBER	%	SNOWMACHINE NUMBER	%	OFF ROAD VEHICLE NUMBER	%	HIGHWAY VEHICLE NUMBER	%	WALKING NUMBER	%	UNKNOWN NUMBER	%	TOTAL NUMBER
Unit 26																				
Unit/Subunit 26B																				
	SUCCESSFUL	0	0.00	0	0.00	0	0.00	0	0.00	0	0.00	0	0.00	4	100.00	0	0.00	0	0.00	4
	UNSUCCESSFUL	n/a	n/a	n/a	n/a	n/a	n/a	n/a	n/a	n/a	n/a	n/a	n/a	n/a	n/a	n/a	n/a	n/a	n/a	n/a
	TOTAL	0	0.00	0	0.00	0	0.00	0	0.00	0	0.00	0	0.00	4	100.00	0	0.00	0	0.00	4
TOTAL UNIT																				
	SUCCESSFUL	0	0.00	0	0.00	0	0.00	0	0.00	0	0.00	0	0.00	4	100.00	0	0.00	0	0.00	4
	UNSUCCESSFUL	n/a	n/a	n/a	n/a	n/a	n/a	n/a	n/a	n/a	n/a	n/a	n/a	n/a	n/a	n/a	n/a	n/a	n/a	n/a
	TOTAL	0	0.00	0	0.00	0	0.00	0	0.00	0	0.00	0	0.00	4	100.00	0	0.00	0	0.00	4
TOTAL STATEWIDE																				
	SUCCESSFUL	11	0.91	41	3.39	3	0.25	19	1.57	973	80.35	4	0.33	68	5.62	28	2.31	64	5.28	1211
	UNSUCCESSFUL	n/a	n/a	n/a	n/a	n/a	n/a	n/a	n/a	n/a	n/a	n/a	n/a	n/a	n/a	n/a	n/a	n/a	n/a	n/a
	TOTAL	11	0.91	41	3.39	3	0.25	19	1.57	973	80.35	4	0.33	68	5.62	28	2.31	64	5.28	1211

1993-94 TRANSPORTATION METHODS BY SPECIES: MARTEN

UNIT	SUCCESS	AIRPLANE NUMBER	%	HORSE/ DOG TEAM NUMBER	%	BOAT NUMBER	%	3-OR-4 WHEELER NUMBER	%	SNOWMACHINE NUMBER	%	OFF ROAD VEHICLE NUMBER	%	HIGHWAY VEHICLE NUMBER	%	WALKING NUMBER	%	UNKNOWN NUMBER	%	TOTAL NUMBER
Unit 01																				
Unit/Subunit 01A																				
	SUCCESSFUL	0	0.00	0	0.00	40	95.24	0	0.00	0	0.00	0	0.00	2	4.76	0	0.00	0	0.00	42
	UNSUCCESSFUL	n/a	n/a	n/a	n/a	n/a	n/a	n/a	n/a	n/a	n/a	n/a	n/a	n/a	n/a	n/a	n/a	n/a	n/a	n/a
	TOTAL	0	0.00	0	0.00	40	95.24	0	0.00	0	0.00	0	0.00	2	4.76	0	0.00	0	0.00	42
Unit/Subunit 01B																				
	SUCCESSFUL	0	0.00	0	0.00	75	49.34	68	44.74	0	0.00	0	0.00	9	5.92	0	0.00	0	0.00	152
	UNSUCCESSFUL	n/a	n/a	n/a	n/a	n/a	n/a	n/a	n/a	n/a	n/a	n/a	n/a	n/a	n/a	n/a	n/a	n/a	n/a	n/a
	TOTAL	0	0.00	0	0.00	75	49.34	68	44.74	0	0.00	0	0.00	9	5.92	0	0.00	0	0.00	152
Unit/Subunit 01C																				
	SUCCESSFUL	0	0.00	0	0.00	3	37.50	0	0.00	0	0.00	0	0.00	2	25.00	3	37.50	0	0.00	8
	UNSUCCESSFUL	n/a	n/a	n/a	n/a	n/a	n/a	n/a	n/a	n/a	n/a	n/a	n/a	n/a	n/a	n/a	n/a	n/a	n/a	n/a
	TOTAL	0	0.00	0	0.00	3	37.50	0	0.00	0	0.00	0	0.00	2	25.00	3	37.50	0	0.00	8
Unit/Subunit 01D																				
	SUCCESSFUL	0	0.00	1	25.00	0	0.00	0	0.00	3	75.00	0	0.00	0	0.00	0	0.00	0	0.00	4
	UNSUCCESSFUL	n/a	n/a	n/a	n/a	n/a	n/a	n/a	n/a	n/a	n/a	n/a	n/a	n/a	n/a	n/a	n/a	n/a	n/a	n/a
	TOTAL	0	0.00	1	25.00	0	0.00	0	0.00	3	75.00	0	0.00	0	0.00	0	0.00	0	0.00	4
TOTAL UNIT																				
	SUCCESSFUL	0	0.00	1	0.49	118	57.28	68	33.01	3	1.46	0	0.00	13	6.31	3	1.46	0	0.00	206
	UNSUCCESSFUL	n/a	n/a	n/a	n/a	n/a	n/a	n/a	n/a	n/a	n/a	n/a	n/a	n/a	n/a	n/a	n/a	n/a	n/a	n/a
	TOTAL	0	0.00	1	0.49	118	57.28	68	33.01	3	1.46	0	0.00	13	6.31	3	1.46	0	0.00	206
Unit 02																				
TOTAL UNIT																				
	SUCCESSFUL	0	0.00	0	0.00	159	24.24	0	0.00	0	0.00	0	0.00	497	75.76	0	0.00	0	0.00	656
	UNSUCCESSFUL	n/a	n/a	n/a	n/a	n/a	n/a	n/a	n/a	n/a	n/a	n/a	n/a	n/a	n/a	n/a	n/a	n/a	n/a	n/a
	TOTAL	0	0.00	0	0.00	159	24.24	0	0.00	0	0.00	0	0.00	497	75.76	0	0.00	0	0.00	656
Unit 03																				
TOTAL UNIT																				
	SUCCESSFUL	0	0.00	0	0.00	131	74.01	3	1.69	0	0.00	0	0.00	43	24.29	0	0.00	0	0.00	177
	UNSUCCESSFUL	n/a	n/a	n/a	n/a	n/a	n/a	n/a	n/a	n/a	n/a	n/a	n/a	n/a	n/a	n/a	n/a	n/a	n/a	n/a
	TOTAL	0	0.00	0	0.00	131	74.01	3	1.69	0	0.00	0	0.00	43	24.29	0	0.00	0	0.00	177
Unit 04																				
TOTAL UNIT																				
	SUCCESSFUL	2	0.50	0	0.00	306	76.88	56	14.07	0	0.00	0	0.00	27	6.78	7	1.76	0	0.00	398
	UNSUCCESSFUL	n/a	n/a	n/a	n/a	n/a	n/a	n/a	n/a	n/a	n/a	n/a	n/a	n/a	n/a	n/a	n/a	n/a	n/a	n/a
	TOTAL	2	0.50	0	0.00	306	76.88	56	14.07	0	0.00	0	0.00	27	6.78	7	1.76	0	0.00	398

1993-94 TRANSPORTATION METHODS BY SPECIES: MARTEN

UNIT	SUCCESS	AIRPLANE NUMBER	%	HORSE/ DOG TEAM NUMBER	%	BOAT NUMBER	%	3-OR-4 WHEELER NUMBER	%	SNOWMACHINE NUMBER	%	OFF ROAD VEHICLE NUMBER	%	HIGHWAY VEHICLE NUMBER	%	WALKING NUMBER	%	UNKNOWN NUMBER	%	TOTAL NUMBER
Unit 05																				
Unit/Subunit 05A																				
	SUCCESSFUL	0	0.00	0	0.00	2	40.00	1	20.00	0	0.00	0	0.00	2	40.00	0	0.00	0	0.00	5
	UNSUCCESSFUL	n/a	n/a	n/a	n/a	n/a	n/a	n/a	n/a	n/a	n/a	n/a	n/a	n/a	n/a	n/a	n/a	n/a	n/a	n/a
	TOTAL	0	0.00	0	0.00	2	40.00	1	20.00	0	0.00	0	0.00	2	40.00	0	0.00	0	0.00	5
TOTAL UNIT																				
	SUCCESSFUL	0	0.00	0	0.00	2	40.00	1	20.00	0	0.00	0	0.00	2	40.00	0	0.00	0	0.00	5
	UNSUCCESSFUL	n/a	n/a	n/a	n/a	n/a	n/a	n/a	n/a	n/a	n/a	n/a	n/a	n/a	n/a	n/a	n/a	n/a	n/a	n/a
	TOTAL	0	0.00	0	0.00	2	40.00	1	20.00	0	0.00	0	0.00	2	40.00	0	0.00	0	0.00	5
Unit 07																				
TOTAL UNIT																				
	SUCCESSFUL	0	0.00	0	0.00	0	0.00	0	0.00	8	24.24	0	0.00	19	57.58	4	12.12	2	6.06	33
	UNSUCCESSFUL	n/a	n/a	n/a	n/a	n/a	n/a	n/a	n/a	n/a	n/a	n/a	n/a	n/a	n/a	n/a	n/a	n/a	n/a	n/a
	TOTAL	0	0.00	0	0.00	0	0.00	0	0.00	8	24.24	0	0.00	19	57.58	4	12.12	2	6.06	33
Unit 13																				
Unit/Subunit 13E																				
	SUCCESSFUL	0	0.00	4	33.33	0	0.00	0	0.00	0	0.00	0	0.00	1	8.33	0	0.00	7	58.33	12
	UNSUCCESSFUL	n/a	n/a	n/a	n/a	n/a	n/a	n/a	n/a	n/a	n/a	n/a	n/a	n/a	n/a	n/a	n/a	n/a	n/a	n/a
	TOTAL	0	0.00	4	33.33	0	0.00	0	0.00	0	0.00	0	0.00	1	8.33	0	0.00	7	58.33	12
TOTAL UNIT																				
	SUCCESSFUL	0	0.00	4	33.33	0	0.00	0	0.00	0	0.00	0	0.00	1	8.33	0	0.00	7	58.33	12
	UNSUCCESSFUL	n/a	n/a	n/a	n/a	n/a	n/a	n/a	n/a	n/a	n/a	n/a	n/a	n/a	n/a	n/a	n/a	n/a	n/a	n/a
	TOTAL	0	0.00	4	33.33	0	0.00	0	0.00	0	0.00	0	0.00	1	8.33	0	0.00	7	58.33	12
Unit 14																				
Unit/Subunit 14A																				
	SUCCESSFUL	0	0.00	0	0.00	0	0.00	0	0.00	5	100.00	0	0.00	0	0.00	0	0.00	0	0.00	5
	UNSUCCESSFUL	n/a	n/a	n/a	n/a	n/a	n/a	n/a	n/a	n/a	n/a	n/a	n/a	n/a	n/a	n/a	n/a	n/a	n/a	n/a
	TOTAL	0	0.00	0	0.00	0	0.00	0	0.00	5	100.00	0	0.00	0	0.00	0	0.00	0	0.00	5
Unit/Subunit 14C																				
	SUCCESSFUL	0	0.00	0	0.00	0	0.00	0	0.00	2	66.67	0	0.00	1	33.33	0	0.00	0	0.00	3
	UNSUCCESSFUL	n/a	n/a	n/a	n/a	n/a	n/a	n/a	n/a	n/a	n/a	n/a	n/a	n/a	n/a	n/a	n/a	n/a	n/a	n/a
	TOTAL	0	0.00	0	0.00	0	0.00	0	0.00	2	66.67	0	0.00	1	33.33	0	0.00	0	0.00	3
TOTAL UNIT																				
	SUCCESSFUL	0	0.00	0	0.00	0	0.00	0	0.00	7	87.50	0	0.00	1	12.50	0	0.00	0	0.00	8
	UNSUCCESSFUL	n/a	n/a	n/a	n/a	n/a	n/a	n/a	n/a	n/a	n/a	n/a	n/a	n/a	n/a	n/a	n/a	n/a	n/a	n/a
	TOTAL	0	0.00	0	0.00	0	0.00	0	0.00	7	87.50	0	0.00	1	12.50	0	0.00	0	0.00	8

1993-94 TRANSPORTATION METHODS BY SPECIES: MARTEN

UNIT	SUCCESS	AIRPLANE NUMBER	%	HORSE/ DOG TEAM NUMBER	%	BOAT NUMBER	%	3-OR-4 WHEELER NUMBER	%	SNOWMACHINE NUMBER	%	OFF ROAD VEHICLE NUMBER	%	HIGHWAY VEHICLE NUMBER	%	WALKING NUMBER	%	UNKNOWN NUMBER	%	TOTAL NUMBER
Unit 16																				
Unit/Subunit 16A																				
	SUCCESSFUL	0	0.00	0	0.00	0	0.00	0	0.00	9	69.23	0	0.00	4	30.77	0	0.00	0	0.00	13
	UNSUCCESSFUL	n/a	n/a	n/a	n/a	n/a	n/a	n/a	n/a	n/a	n/a	n/a	n/a	n/a	n/a	n/a	n/a	n/a	n/a	n/a
	TOTAL	0	0.00	0	0.00	0	0.00	0	0.00	9	69.23	0	0.00	4	30.77	0	0.00	0	0.00	13
Unit/Subunit 16B																				
	SUCCESSFUL	24	26.67	0	0.00	0	0.00	6	6.67	58	64.44	0	0.00	2	2.22	0	0.00	0	0.00	90
	UNSUCCESSFUL	n/a	n/a	n/a	n/a	n/a	n/a	n/a	n/a	n/a	n/a	n/a	n/a	n/a	n/a	n/a	n/a	n/a	n/a	n/a
	TOTAL	24	26.67	0	0.00	0	0.00	6	6.67	58	64.44	0	0.00	2	2.22	0	0.00	0	0.00	90
TOTAL UNIT																				
	SUCCESSFUL	24	23.30	0	0.00	0	0.00	6	5.83	67	65.05	0	0.00	6	5.83	0	0.00	0	0.00	103
	UNSUCCESSFUL	n/a	n/a	n/a	n/a	n/a	n/a	n/a	n/a	n/a	n/a	n/a	n/a	n/a	n/a	n/a	n/a	n/a	n/a	n/a
	TOTAL	24	23.30	0	0.00	0	0.00	6	5.83	67	65.05	0	0.00	6	5.83	0	0.00	0	0.00	103
Unit 24																				
TOTAL UNIT																				
	SUCCESSFUL	0	0.00	0	0.00	0	0.00	0	0.00	70	100.00	0	0.00	0	0.00	0	0.00	0	0.00	70
	UNSUCCESSFUL	n/a	n/a	n/a	n/a	n/a	n/a	n/a	n/a	n/a	n/a	n/a	n/a	n/a	n/a	n/a	n/a	n/a	n/a	n/a
	TOTAL	0	0.00	0	0.00	0	0.00	0	0.00	70	100.00	0	0.00	0	0.00	0	0.00	0	0.00	70
TOTAL STATEWIDE																				
	SUCCESSFUL	26	1.56	5	0.30	716	42.93	134	8.03	155	9.29	0	0.00	609	36.51	14	0.84	9	0.54	1668
	UNSUCCESSFUL	n/a	n/a	n/a	n/a	n/a	n/a	n/a	n/a	n/a	n/a	n/a	n/a	n/a	n/a	n/a	n/a	n/a	n/a	n/a
	TOTAL	26	1.56	5	0.30	716	42.93	134	8.03	155	9.29	0	0.00	609	36.51	14	0.84	9	0.54	1668

1993-94 TRANSPORTATION METHODS BY SPECIES: MINK

UNIT	SUCCESS	AIRPLANE NUMBER	%	HORSE/ DOG TEAM NUMBER	%	BOAT NUMBER	%	3-OR-4 WHEELER NUMBER	%	SNOWMACHINE NUMBER	%	OFF ROAD VEHICLE NUMBER	%	HIGHWAY VEHICLE NUMBER	%	WALKING NUMBER	%	UNKNOWN NUMBER	%	TOTAL NUMBER
Unit 24																				
TOTAL UNIT																				
	SUCCESSFUL	0	0.00	0	0.00	0	0.00	0	0.00	3	100.00	0	0.00	0	0.00	0	0.00	0	0.00	3
	UNSUCCESSFUL	n/a	n/a	n/a	n/a	n/a	n/a	n/a	n/a	n/a	n/a	n/a	n/a	n/a	n/a	n/a	n/a	n/a	n/a	n/a
	TOTAL	0	0.00	0	0.00	0	0.00	0	0.00	3	100.00	0	0.00	0	0.00	0	0.00	0	0.00	3
TOTAL STATEWIDE																				
	SUCCESSFUL	0	0.00	0	0.00	0	0.00	0	0.00	3	100.00	0	0.00	0	0.00	0	0.00	0	0.00	3
	UNSUCCESSFUL	n/a	n/a	n/a	n/a	n/a	n/a	n/a	n/a	n/a	n/a	n/a	n/a	n/a	n/a	n/a	n/a	n/a	n/a	n/a
	TOTAL	0	0.00	0	0.00	0	0.00	0	0.00	3	100.00	0	0.00	0	0.00	0	0.00	0	0.00	3

1993-94 TRANSPORTATION METHODS BY SPECIES: MOOSE

UNIT	SUCCESS	AIRPLANE NUMBER	%	HORSE/ DOG TEAM NUMBER	%	BOAT NUMBER	%	3-OR-4 WHEELER NUMBER	%	SNOWMACHINE NUMBER	%	OFF ROAD VEHICLE NUMBER	%	HIGHWAY VEHICLE NUMBER	%	WALKING NUMBER	%	UNKNOWN NUMBER	%	TOTAL NUMBER
Unit 01																				
Unit/Subunit 01A																				
	SUCCESSFUL	1	33.33	0	0.00	2	66.67	0	0.00	0	0.00	0	0.00	0	0.00	0	0.00	0	0.00	3
	UNSUCCESSFUL	3	6.98	0	0.00	39	90.70	0	0.00	0	0.00	0	0.00	0	0.00	0	0.00	1	2.33	43
	TOTAL	4	8.70	0	0.00	41	89.13	0	0.00	0	0.00	0	0.00	0	0.00	0	0.00	1	2.17	46
Unit/Subunit 01B																				
	SUCCESSFUL	5	9.80	0	0.00	46	90.20	0	0.00	0	0.00	0	0.00	0	0.00	0	0.00	0	0.00	51
	UNSUCCESSFUL	14	3.80	0	0.00	333	90.49	0	0.00	0	0.00	0	0.00	3	0.82	0	0.00	18	4.89	368
	TOTAL	19	4.53	0	0.00	379	90.45	0	0.00	0	0.00	0	0.00	3	0.72	0	0.00	18	4.30	419
Unit/Subunit 01C																				
	SUCCESSFUL	11	18.03	0	0.00	41	67.21	1	1.64	0	0.00	0	0.00	4	6.56	4	6.56	0	0.00	61
	UNSUCCESSFUL	30	17.96	0	0.00	112	67.07	1	0.60	0	0.00	0	0.00	13	7.78	28	16.77	11	6.59	167
	TOTAL	41	16.02	0	0.00	153	59.77	2	0.78	0	0.00	0	0.00	17	6.64	32	12.50	11	4.30	256
Unit/Subunit 01D																				
	SUCCESSFUL	0	0.00	0	0.00	13	54.17	0	0.00	0	0.00	0	0.00	10	41.67	0	0.00	1	4.17	24
	UNSUCCESSFUL	3	3.61	0	0.00	23	27.71	1	1.20	0	0.00	1	1.20	40	48.19	0	0.00	15	18.07	83
	TOTAL	3	2.80	0	0.00	36	33.64	1	0.93	0	0.00	1	0.93	50	46.73	0	0.00	16	14.95	107
TOTAL UNIT																				
	SUCCESSFUL	17	12.23	0	0.00	102	73.38	1	0.72	0	0.00	0	0.00	14	10.07	4	2.88	1	0.72	139
	UNSUCCESSFUL	50	7.56	0	0.00	507	76.70	2	0.30	0	0.00	1	0.15	56	8.47	28	4.24	45	6.81	661
	TOTAL	67	8.09	0	0.00	609	73.55	3	0.36	0	0.00	1	0.12	70	8.45	32	3.86	46	5.56	828
Unit 03																				
TOTAL UNIT																				
	SUCCESSFUL	1	7.69	0	0.00	0	0.00	0	0.00	0	0.00	0	0.00	12	92.31	0	0.00	0	0.00	13
	UNSUCCESSFUL	3	0.93	0	0.00	33	10.22	1	0.31	0	0.00	0	0.00	262	81.11	0	0.00	24	7.43	323
	TOTAL	4	1.19	0	0.00	33	9.82	1	0.30	0	0.00	0	0.00	274	81.55	0	0.00	24	7.14	336
Unit 05																				
Unit/Subunit 05A																				
	SUCCESSFUL	25	49.02	0	0.00	11	21.57	6	11.76	0	0.00	0	0.00	5	9.80	4	7.84	0	0.00	51
	UNSUCCESSFUL	33	23.40	0	0.00	26	18.44	21	14.89	0	0.00	0	0.00	59	41.84	14	9.93	2	1.42	141
	TOTAL	58	28.16	0	0.00	37	17.96	27	13.11	0	0.00	0	0.00	64	31.07	18	8.74	2	0.97	206
Unit/Subunit 05B																				
	SUCCESSFUL	12	80.00	0	0.00	0	0.00	3	20.00	0	0.00	0	0.00	0	0.00	0	0.00	0	0.00	15
	UNSUCCESSFUL	14	87.50	0	0.00	2	12.50	0	0.00	0	0.00	0	0.00	0	0.00	0	0.00	0	0.00	16
	TOTAL	26	83.87	0	0.00	2	6.45	3	9.68	0	0.00	0	0.00	0	0.00	0	0.00	0	0.00	31
TOTAL UNIT																				
	SUCCESSFUL	37	56.06	0	0.00	11	16.67	9	13.64	0	0.00	0	0.00	5	7.58	4	6.06	0	0.00	66
	UNSUCCESSFUL	47	29.94	0	0.00	28	17.83	21	13.38	0	0.00	0	0.00	59	37.58	14	8.92	2	1.27	157
	TOTAL	84	35.44	0	0.00	39	16.46	30	12.66	0	0.00	0	0.00	64	27.00	18	7.59	2	0.84	237

1993-94 TRANSPORTATION METHODS BY SPECIES: MOOSE

UNIT	SUCCESS	AIRPLANE NUMBER	%	HORSE/ DOG TEAM NUMBER	%	BOAT NUMBER	%	3-OR-4 WHEELER NUMBER	%	SNOWMACHINE NUMBER	%	OFF ROAD VEHICLE NUMBER	%	HIGHWAY VEHICLE NUMBER	%	WALKING NUMBER	%	UNKNOWN NUMBER	%	TOTAL NUMBER
Unit 06																				
Unit/Subunit 06A																				
	SUCCESSFUL	56	60.87	0	0.00	31	33.70	1	1.09	1	1.09	1	1.09	2	2.17	0	0.00	0	0.00	92
	UNSUCCESSFUL	51	60.71	0	0.00	24	28.57	4	4.76	0	0.00	0	0.00	2	2.38	0	0.00	3	3.57	84
	TOTAL	107	60.80	0	0.00	55	31.25	5	2.84	1	0.57	1	0.57	4	2.27	0	0.00	3	1.70	176
Unit/Subunit 06B																				
	SUCCESSFUL	3	6.98	0	0.00	33	76.74	0	0.00	0	0.00	1	2.33	6	13.95	0	0.00	0	0.00	43
	UNSUCCESSFUL	4	3.17	0	0.00	56	44.44	3	2.38	0	0.00	3	2.38	60	47.62	0	0.00	0	0.00	126
	TOTAL	7	4.14	0	0.00	89	52.66	3	1.78	0	0.00	4	2.37	66	39.05	0	0.00	0	0.00	169
Unit/Subunit 06C																				
	SUCCESSFUL	0	0.00	0	0.00	14	50.00	0	0.00	0	0.00	0	0.00	14	50.00	0	0.00	0	0.00	28
	UNSUCCESSFUL	0	0.00	0	0.00	1	100.00	0	0.00	0	0.00	0	0.00	0	0.00	0	0.00	0	0.00	1
	TOTAL	0	0.00	0	0.00	15	51.72	0	0.00	0	0.00	0	0.00	14	48.28	0	0.00	0	0.00	29
Unit/Subunit 06D																				
	SUCCESSFUL	n/a	n/a	n/a	n/a	n/a	n/a	n/a	n/a	n/a	n/a	n/a	n/a	n/a	n/a	n/a	n/a	n/a	n/a	0
	UNSUCCESSFUL	0	0.00	0	0.00	1	6.67	0	0.00	0	0.00	0	0.00	13	86.67	0	0.00	1	6.67	15
	TOTAL	0	0.00	0	0.00	1	6.67	0	0.00	0	0.00	0	0.00	13	86.67	0	0.00	1	6.67	15
TOTAL UNIT																				
	SUCCESSFUL	59	36.20	0	0.00	78	47.85	1	0.61	1	0.61	2	1.23	22	13.50	0	0.00	0	0.00	163
	UNSUCCESSFUL	55	24.34	0	0.00	82	36.28	7	3.10	0	0.00	3	1.33	75	33.19	0	0.00	4	1.77	226
	TOTAL	114	29.31	0	0.00	160	41.13	8	2.06	1	0.26	5	1.29	97	24.94	0	0.00	4	1.03	389
Unit 07																				
TOTAL UNIT																				
	SUCCESSFUL	9	11.25	12	15.00	25	31.25	0	0.00	0	0.00	2	2.50	28	35.00	0	0.00	4	5.00	80
	UNSUCCESSFUL	18	4.86	11	2.97	58	15.68	10	2.70	0	0.00	4	1.08	232	62.70	0	0.00	37	10.00	370
	TOTAL	27	6.00	23	5.11	83	18.44	10	2.22	0	0.00	6	1.33	260	57.78	0	0.00	41	9.11	450
Unit 09																				
Unit/Subunit 09A																				
	SUCCESSFUL	0	0.00	0	0.00	6	85.71	1	14.29	0	0.00	0	0.00	0	0.00	0	0.00	0	0.00	7
	UNSUCCESSFUL	4	33.33	0	0.00	3	25.00	2	16.67	0	0.00	0	0.00	0	0.00	0	0.00	3	25.00	12
	TOTAL	4	21.05	0	0.00	9	47.37	3	15.79	0	0.00	0	0.00	0	0.00	0	0.00	3	15.79	19
Unit/Subunit 09B																				
	SUCCESSFUL	37	56.06	1	1.52	15	22.73	1	1.52	8	12.12	0	0.00	3	4.55	0	0.00	1	1.52	66
	UNSUCCESSFUL	87	67.44	1	0.78	18	13.95	4	3.10	10	7.75	0	0.00	4	3.10	0	0.00	5	3.88	129
	TOTAL	124	63.59	2	1.03	33	16.92	5	2.56	18	9.23	0	0.00	7	3.59	0	0.00	6	3.08	195
Unit/Subunit 09C																				
	SUCCESSFUL	13	25.00	0	0.00	17	32.69	9	17.31	7	13.46	1	1.92	4	7.69	0	0.00	1	1.92	52
	UNSUCCESSFUL	23	20.54	1	0.89	42	37.50	21	18.75	12	10.71	3	2.68	7	6.25	0	0.00	3	2.68	112
	TOTAL	36	21.95	1	0.61	59	35.98	30	18.29	19	11.59	4	2.44	11	6.71	0	0.00	4	2.44	164
Unit/Subunit 09E																				
	SUCCESSFUL	77	79.38	0	0.00	11	11.34	2	2.06	0	0.00	2	2.06	0	0.00	0	0.00	5	5.15	97
	UNSUCCESSFUL	62	71.26	0	0.00	18	20.69	4	4.60	0	0.00	0	0.00	1	1.15	0	0.00	2	2.30	87
	TOTAL	139	75.54	0	0.00	29	15.76	6	3.26	0	0.00	2	1.09	1	0.54	0	0.00	7	3.80	184

1993-94 TRANSPORTATION METHODS BY SPECIES: MOOSE

UNIT	SUCCESS	AIRPLANE NUMBER	AIRPLANE %	HORSE/ DOG TEAM NUMBER	HORSE/ DOG TEAM %	BOAT NUMBER	BOAT %	3-OR-4 WHEELER NUMBER	3-OR-4 WHEELER %	SNOWMACHINE NUMBER	SNOWMACHINE %	OFF ROAD VEHICLE NUMBER	OFF ROAD VEHICLE %	HIGHWAY VEHICLE NUMBER	HIGHWAY VEHICLE %	WALKING NUMBER	WALKING %	UNKNOWN NUMBER	UNKNOWN %	TOTAL NUMBER
Unit 09																				
Unit/Subunit 09Z																				
	SUCCESSFUL	2	100.00	0	0.00	0	0.00	0	0.00	0	0.00	0	0.00	0	0.00	0	0.00	0	0.00	2
	UNSUCCESSFUL	3	42.86	0	0.00	1	14.29	0	0.00	0	0.00	0	0.00	0	0.00	0	0.00	3	42.86	7
	TOTAL	5	55.56	0	0.00	1	11.11	0	0.00	0	0.00	0	0.00	0	0.00	0	0.00	3	33.33	9
TOTAL UNIT																				
	SUCCESSFUL	129	57.59	1	0.45	49	21.88	13	5.80	15	6.70	3	1.34	7	3.13	0	0.00	7	3.13	224
	UNSUCCESSFUL	179	51.59	2	0.58	82	23.63	31	8.93	22	6.34	3	0.86	12	3.46	0	0.00	16	4.61	347
	TOTAL	308	53.94	3	0.53	131	22.94	44	7.71	37	6.48	6	1.05	19	3.33	0	0.00	23	4.03	571
Unit 11																				
TOTAL UNIT																				
	SUCCESSFUL	12	40.00	0	0.00	2	6.67	6	20.00	0	0.00	2	6.67	7	23.33	0	0.00	1	3.33	30
	UNSUCCESSFUL	20	21.98	1	1.10	4	4.40	20	21.98	0	0.00	4	4.40	35	38.46	0	0.00	7	7.69	91
	TOTAL	32	26.45	1	0.83	6	4.96	26	21.49	0	0.00	6	4.96	42	34.71	0	0.00	8	6.61	121
Unit 12																				
TOTAL UNIT																				
	SUCCESSFUL	7	7.69	17	18.68	14	15.38	20	21.98	0	0.00	15	16.48	16	17.58	0	0.00	2	2.20	91
	UNSUCCESSFUL	14	4.84	7	2.42	51	17.65	47	16.26	0	0.00	20	6.92	132	45.67	0	0.00	18	6.23	289
	TOTAL	21	5.53	24	6.32	65	17.11	67	17.63	0	0.00	35	9.21	148	38.95	0	0.00	20	5.26	380
Unit 13																				
Unit/Subunit 13A																				
	SUCCESSFUL	87	16.17	9	1.67	13	2.42	188	34.94	0	0.00	193	35.87	42	7.81	0	0.00	6	1.12	538
	UNSUCCESSFUL	138	9.00	25	1.63	216	14.08	538	35.07	1	0.07	190	12.39	368	23.99	0	0.00	58	3.78	1534
	TOTAL	225	10.86	34	1.64	229	11.05	726	35.04	1	0.05	383	18.48	410	19.79	0	0.00	64	3.09	2072
Unit/Subunit 13B																				
	SUCCESSFUL	20	8.77	6	2.63	33	14.47	50	21.93	0	0.00	62	27.19	49	21.49	0	0.00	8	3.51	228
	UNSUCCESSFUL	40	3.21	20	1.61	166	13.33	271	21.77	0	0.00	113	9.08	578	46.43	0	0.00	57	4.58	1245
	TOTAL	60	4.07	26	1.77	199	13.51	321	21.79	0	0.00	175	11.88	627	42.57	0	0.00	65	4.41	1473
Unit/Subunit 13C																				
	SUCCESSFUL	17	11.56	3	2.04	1	0.68	49	33.33	0	0.00	43	29.25	34	23.13	0	0.00	0	0.00	147
	UNSUCCESSFUL	19	8.48	6	2.68	6	2.68	75	33.48	0	0.00	41	18.30	65	29.02	0	0.00	12	5.36	224
	TOTAL	36	9.70	9	2.43	7	1.89	124	33.42	0	0.00	84	22.64	99	26.68	0	0.00	12	3.23	371
Unit/Subunit 13D																				
	SUCCESSFUL	18	18.37	9	9.18	2	2.04	20	20.41	0	0.00	8	8.16	34	34.69	0	0.00	7	7.14	98
	UNSUCCESSFUL	43	10.91	9	2.28	24	6.09	76	19.29	0	0.00	32	8.12	183	46.45	0	0.00	27	6.85	394
	TOTAL	61	12.40	18	3.66	26	5.28	96	19.51	0	0.00	40	8.13	217	44.11	0	0.00	34	6.91	492
Unit/Subunit 13E																				
	SUCCESSFUL	49	20.50	1	0.42	31	12.97	73	30.54	1	0.42	50	20.92	26	10.88	0	0.00	8	3.35	239
	UNSUCCESSFUL	80	10.61	14	1.86	78	10.34	206	27.32	0	0.00	114	15.12	225	29.84	0	0.00	37	4.91	754
	TOTAL	129	12.99	15	1.51	109	10.98	279	28.10	1	0.10	164	16.52	251	25.28	0	0.00	45	4.53	993

1993-94 TRANSPORTATION METHODS BY SPECIES: MOOSE

UNIT	SUCCESS	AIRPLANE NUMBER	%	HORSE/ DOG TEAM NUMBER	%	BOAT NUMBER	%	3-OR-4 WHEELER NUMBER	%	SNOWMACHINE NUMBER	%	OFF ROAD VEHICLE NUMBER	%	HIGHWAY VEHICLE NUMBER	%	WALKING NUMBER	%	UNKNOWN NUMBER	%	TOTAL NUMBER
Unit 13																				
Unit/Subunit 13Z																				
	SUCCESSFUL	5	16.67	2	6.67	1	3.33	8	26.67	0	0.00	9	30.00	5	16.67	0	0.00	0	0.00	30
	UNSUCCESSFUL	11	2.95	1	0.27	17	4.56	61	16.35	0	0.00	17	4.56	217	58.18	0	0.00	49	13.14	373
	TOTAL	16	3.97	3	0.74	18	4.47	69	17.12	0	0.00	26	6.45	222	55.09	0	0.00	49	12.16	403
TOTAL UNIT																				
	SUCCESSFUL	196	15.31	30	2.34	81	6.33	388	30.31	1	0.08	365	28.52	190	14.84	0	0.00	29	2.27	1280
	UNSUCCESSFUL	331	7.32	75	1.66	507	11.21	1227	27.12	1	0.02	507	11.21	1636	36.16	0	0.00	240	5.31	4524
	TOTAL	527	9.08	105	1.81	588	10.13	1615	27.83	2	0.03	872	15.02	1826	31.46	0	0.00	269	4.63	5804
Unit 14																				
Unit/Subunit 14A																				
	SUCCESSFUL	9	2.05	12	2.74	46	10.50	96	21.92	2	0.46	27	6.16	227	51.83	0	0.00	19	4.34	438
	UNSUCCESSFUL	49	1.86	36	1.37	236	8.97	509	19.35	2	0.08	157	5.97	1476	56.12	0	0.00	165	6.27	2630
	TOTAL	58	1.89	48	1.56	282	9.19	605	19.72	4	0.13	184	6.00	1703	55.51	0	0.00	184	6.00	3068
Unit/Subunit 14B																				
	SUCCESSFUL	7	22.58	0	0.00	2	6.45	10	32.26	0	0.00	3	9.68	7	22.58	0	0.00	2	6.45	31
	UNSUCCESSFUL	27	9.15	0	0.00	24	8.14	87	29.49	0	0.00	26	8.81	98	33.22	0	0.00	33	11.19	295
	TOTAL	34	10.43	0	0.00	26	7.98	97	29.75	0	0.00	29	8.90	105	32.21	0	0.00	35	10.74	326
Unit/Subunit 14C																				
	SUCCESSFUL	12	8.57	12	8.57	18	12.86	2	1.43	0	0.00	4	2.86	88	62.86	0	0.00	4	2.86	140
	UNSUCCESSFUL	13	2.83	20	4.36	47	10.24	36	7.84	0	0.00	9	1.96	293	63.83	0	0.00	41	8.93	459
	TOTAL	25	4.17	32	5.34	65	10.85	38	6.34	0	0.00	13	2.17	381	63.61	0	0.00	45	7.51	599
Unit/Subunit 14Z																				
	SUCCESSFUL	0	0.00	0	0.00	0	0.00	0	0.00	0	0.00	0	0.00	1	100.00	0	0.00	0	0.00	1
	UNSUCCESSFUL	3	4.92	1	1.64	8	13.11	10	16.39	0	0.00	2	3.28	30	49.18	0	0.00	7	11.48	61
	TOTAL	3	4.84	1	1.61	8	12.90	10	16.13	0	0.00	2	3.23	31	50.00	0	0.00	7	11.29	62
TOTAL UNIT																				
	SUCCESSFUL	28	4.59	24	3.93	66	10.82	108	17.70	2	0.33	34	5.57	323	52.95	0	0.00	25	4.10	610
	UNSUCCESSFUL	92	2.67	57	1.65	315	9.14	642	18.64	2	0.06	194	5.63	1897	55.07	0	0.00	246	7.14	3445
	TOTAL	120	2.96	81	2.00	381	9.40	750	18.50	4	0.10	228	5.62	2220	54.75	0	0.00	271	6.68	4055
Unit 15																				
Unit/Subunit 15A																				
	SUCCESSFUL	22	9.09	5	2.07	29	11.98	10	4.13	0	0.00	17	7.02	146	60.33	0	0.00	13	5.37	242
	UNSUCCESSFUL	58	4.79	26	2.15	114	9.41	64	5.28	0	0.00	33	2.73	809	66.80	0	0.00	107	8.84	1211
	TOTAL	80	5.51	31	2.13	143	9.84	74	5.09	0	0.00	50	3.44	955	65.73	0	0.00	120	8.26	1453
Unit/Subunit 15B																				
	SUCCESSFUL	1	1.43	18	25.71	11	15.71	1	1.43	0	0.00	0	0.00	31	44.29	0	0.00	8	11.43	70
	UNSUCCESSFUL	4	1.15	30	8.60	57	16.33	18	5.16	0	0.00	14	4.01	187	53.58	0	0.00	39	11.17	349
	TOTAL	5	1.19	48	11.46	68	16.23	19	4.53	0	0.00	14	3.34	218	52.03	0	0.00	47	11.22	419
Unit/Subunit 15C																				
	SUCCESSFUL	8	2.95	32	11.81	8	2.95	95	35.06	0	0.00	33	12.18	81	29.89	0	0.00	14	5.17	271
	UNSUCCESSFUL	37	3.53	53	5.06	63	6.01	233	22.23	0	0.00	79	7.54	451	43.03	0	0.00	132	12.60	1048
	TOTAL	45	3.41	85	6.44	71	5.38	328	24.87	0	0.00	112	8.49	532	40.33	0	0.00	146	11.07	1319

1993-94 TRANSPORTATION METHODS BY SPECIES: MOOSE

UNIT	SUCCESS	AIRPLANE NUMBER	%	HORSE/ DOG TEAM NUMBER	%	BOAT NUMBER	%	3-OR-4 WHEELER NUMBER	%	SNOWMACHINE NUMBER	%	OFF ROAD VEHICLE NUMBER	%	HIGHWAY VEHICLE NUMBER	%	WALKING NUMBER	%	UNKNOWN NUMBER	%	TOTAL NUMBER
Unit 15																				
Unit/Subunit 15Z																				
	SUCCESSFUL	0	0.00	0	0.00	0	0.00	0	0.00	0	0.00	0	0.00	3	100.00	0	0.00	0	0.00	3
	UNSUCCESSFUL	0	0.00	1	1.30	8	10.39	2	2.60	0	0.00	3	3.90	48	62.34	0	0.00	15	19.48	77
	TOTAL	0	0.00	1	1.25	8	10.00	2	2.50	0	0.00	3	3.75	51	63.75	0	0.00	15	18.75	80
TOTAL UNIT																				
	SUCCESSFUL	31	5.29	55	9.39	48	8.19	106	18.09	0	0.00	50	8.53	261	44.54	0	0.00	35	5.97	586
	UNSUCCESSFUL	99	3.69	110	4.10	242	9.01	317	11.81	0	0.00	129	4.80	1495	55.68	0	0.00	293	10.91	2685
	TOTAL	130	3.97	165	5.04	290	8.87	423	12.93	0	0.00	179	5.47	1756	53.68	0	0.00	328	10.03	3271
Unit 16																				
Unit/Subunit 16A																				
	SUCCESSFUL	10	10.20	0	0.00	16	16.33	24	24.49	16	16.33	8	8.16	24	24.49	0	0.00	0	0.00	98
	UNSUCCESSFUL	49	8.17	0	0.00	134	22.33	132	22.00	33	5.50	47	7.83	179	29.83	0	0.00	26	4.33	600
	TOTAL	59	8.45	0	0.00	150	21.49	156	22.35	49	7.02	55	7.88	203	29.08	0	0.00	26	3.72	698
Unit/Subunit 16B																				
	SUCCESSFUL	75	42.61	16	9.09	27	15.34	2	1.14	39	22.16	2	1.14	6	3.41	0	0.00	9	5.11	176
	UNSUCCESSFUL	232	50.33	3	0.65	135	29.28	14	3.04	38	8.24	3	0.65	11	2.39	0	0.00	25	5.42	461
	TOTAL	307	48.19	19	2.98	162	25.43	16	2.51	77	12.09	5	0.78	17	2.67	0	0.00	34	5.34	637
Unit/Subunit 16Z																				
	SUCCESSFUL	n/a	n/a	n/a	n/a	n/a	n/a	n/a	n/a	n/a	n/a	n/a	n/a	n/a	n/a	n/a	n/a	n/a	n/a	0
	UNSUCCESSFUL	1	6.25	0	0.00	7	43.75	1	6.25	0	0.00	0	0.00	6	37.50	0	0.00	1	6.25	16
	TOTAL	1	6.25	0	0.00	7	43.75	1	6.25	0	0.00	0	0.00	6	37.50	0	0.00	1	6.25	16
TOTAL UNIT																				
	SUCCESSFUL	85	31.02	16	5.84	43	15.69	26	9.49	55	20.07	10	3.65	30	10.95	0	0.00	9	3.28	274
	UNSUCCESSFUL	282	26.18	3	0.28	276	25.63	147	13.65	71	6.59	50	4.64	196	18.20	0	0.00	52	4.83	1077
	TOTAL	367	27.17	19	1.41	319	23.61	173	12.81	126	9.33	60	4.44	226	16.73	0	0.00	61	4.52	1351
Unit 17																				
Unit/Subunit 17B																				
	SUCCESSFUL	99	65.56	0	0.00	48	31.79	0	0.00	3	1.99	0	0.00	0	0.00	0	0.00	1	0.66	151
	UNSUCCESSFUL	220	73.58	1	0.33	71	23.75	0	0.00	1	0.33	0	0.00	1	0.33	0	0.00	5	1.67	299
	TOTAL	319	70.89	1	0.22	119	26.44	0	0.00	4	0.89	0	0.00	1	0.22	0	0.00	6	1.33	450
Unit/Subunit 17C																				
	SUCCESSFUL	10	12.82	0	0.00	59	75.64	0	0.00	7	8.97	0	0.00	2	2.56	0	0.00	0	0.00	78
	UNSUCCESSFUL	14	13.46	0	0.00	73	70.19	0	0.00	4	3.85	0	0.00	7	6.73	0	0.00	6	5.77	104
	TOTAL	24	13.19	0	0.00	132	72.53	0	0.00	11	6.04	0	0.00	9	4.95	0	0.00	6	3.30	182
Unit/Subunit 17Z																				
	SUCCESSFUL	0	0.00	0	0.00	20	83.33	0	0.00	3	12.50	0	0.00	1	4.17	0	0.00	0	0.00	24
	UNSUCCESSFUL	6	10.00	0	0.00	44	73.33	0	0.00	1	1.67	0	0.00	2	3.33	0	0.00	7	11.67	60
	TOTAL	6	7.14	0	0.00	64	76.19	0	0.00	4	4.76	0	0.00	3	3.57	0	0.00	7	8.33	84
TOTAL UNIT																				
	SUCCESSFUL	109	43.08	0	0.00	127	50.20	0	0.00	13	5.14	0	0.00	3	1.19	0	0.00	1	0.40	253
	UNSUCCESSFUL	240	51.84	1	0.22	188	40.60	0	0.00	6	1.30	0	0.00	10	2.16	0	0.00	18	3.89	463
	TOTAL	349	48.74	1	0.14	315	43.99	0	0.00	19	2.65	0	0.00	13	1.82	0	0.00	19	2.65	716

1993-94 TRANSPORTATION METHODS BY SPECIES: MOOSE

UNIT	SUCCESS	AIRPLANE NUMBER	%	HORSE/ DOG TEAM NUMBER	%	BOAT NUMBER	%	3-OR-4 WHEELER NUMBER	%	SNOWMACHINE NUMBER	%	OFF ROAD VEHICLE NUMBER	%	HIGHWAY VEHICLE NUMBER	%	WALKING NUMBER	%	UNKNOWN NUMBER	%	TOTAL NUMBER
Unit 18																				
TOTAL UNIT																				
	SUCCESSFUL	0	0.00	0	0.00	72	69.90	0	0.00	4	3.88	0	0.00	0	0.00	0	0.00	27	26.21	103
	UNSUCCESSFUL	1	0.69	0	0.00	128	88.28	0	0.00	2	1.38	0	0.00	0	0.00	0	0.00	14	9.66	145
	TOTAL	1	0.40	0	0.00	200	80.65	0	0.00	6	2.42	0	0.00	0	0.00	0	0.00	41	16.53	248
Unit 19																				
Unit/Subunit 19A																				
	SUCCESSFUL	8	5.33	0	0.00	127	84.67	1	0.67	13	8.67	1	0.67	0	0.00	0	0.00	0	0.00	150
	UNSUCCESSFUL	15	23.44	0	0.00	38	59.38	0	0.00	2	3.13	0	0.00	0	0.00	0	0.00	9	14.06	64
	TOTAL	23	10.75	0	0.00	165	77.10	1	0.47	15	7.01	1	0.47	0	0.00	0	0.00	9	4.21	214
Unit/Subunit 19B																				
	SUCCESSFUL	130	82.80	0	0.00	22	14.01	1	0.64	2	1.27	0	0.00	0	0.00	0	0.00	2	1.27	157
	UNSUCCESSFUL	163	90.06	0	0.00	14	7.73	0	0.00	0	0.00	0	0.00	0	0.00	0	0.00	4	2.21	181
	TOTAL	293	86.69	0	0.00	36	10.65	1	0.30	2	0.59	0	0.00	0	0.00	0	0.00	6	1.78	338
Unit/Subunit 19C																				
	SUCCESSFUL	91	76.47	6	5.04	3	2.52	16	13.45	0	0.00	2	1.68	0	0.00	0	0.00	1	0.84	119
	UNSUCCESSFUL	108	93.10	0	0.00	2	1.72	3	2.59	0	0.00	0	0.00	0	0.00	0	0.00	3	2.59	116
	TOTAL	199	84.68	6	2.55	5	2.13	19	8.09	0	0.00	2	0.85	0	0.00	0	0.00	4	1.70	235
Unit/Subunit 19D																				
	SUCCESSFUL	21	17.65	0	0.00	82	68.91	8	6.72	4	3.36	1	0.84	2	1.68	0	0.00	1	0.84	119
	UNSUCCESSFUL	21	24.42	0	0.00	51	59.30	1	1.16	3	3.49	0	0.00	3	3.49	0	0.00	7	8.14	86
	TOTAL	42	20.49	0	0.00	133	64.88	9	4.39	7	3.41	1	0.49	5	2.44	0	0.00	8	3.90	205
Unit/Subunit 19Z																				
	SUCCESSFUL	6	54.55	0	0.00	2	18.18	1	9.09	0	0.00	0	0.00	0	0.00	0	0.00	2	18.18	11
	UNSUCCESSFUL	25	73.53	0	0.00	6	17.65	0	0.00	0	0.00	0	0.00	1	2.94	0	0.00	2	5.88	34
	TOTAL	31	68.89	0	0.00	8	17.78	1	2.22	0	0.00	0	0.00	1	2.22	0	0.00	4	8.89	45
TOTAL UNIT																				
	SUCCESSFUL	256	46.04	6	1.08	236	42.45	27	4.86	19	3.42	4	0.72	2	0.36	0	0.00	6	1.08	556
	UNSUCCESSFUL	332	69.02	0	0.00	111	23.08	4	0.83	5	1.04	0	0.00	4	0.83	0	0.00	25	5.20	481
	TOTAL	588	56.70	6	0.58	347	33.46	31	2.99	24	2.31	4	0.39	6	0.58	0	0.00	31	2.99	1037
Unit 20																				
Unit/Subunit 20A																				
	SUCCESSFUL	133	34.46	6	1.55	141	36.53	47	12.18	0	0.00	24	6.22	27	6.99	0	0.00	8	2.07	386
	UNSUCCESSFUL	121	16.46	15	2.04	325	44.22	99	13.47	1	0.14	52	7.07	75	10.20	0	0.00	47	6.39	735
	TOTAL	254	22.66	21	1.87	466	41.57	146	13.02	1	0.09	76	6.78	102	9.10	0	0.00	55	4.91	1121
Unit/Subunit 20B																				
	SUCCESSFUL	26	4.88	2	0.38	127	23.83	109	20.45	10	1.88	27	5.07	214	40.15	0	0.00	18	3.38	533
	UNSUCCESSFUL	25	1.07	9	0.39	383	16.42	336	14.40	50	2.14	104	4.46	1240	53.15	0	0.00	186	7.97	2333
	TOTAL	51	1.78	11	0.38	510	17.79	445	15.53	60	2.09	131	4.57	1454	50.73	0	0.00	204	7.12	2866
Unit/Subunit 20C																				
	SUCCESSFUL	29	22.14	2	1.53	58	44.27	19	14.50	1	0.76	17	12.98	4	3.05	0	0.00	1	0.76	131
	UNSUCCESSFUL	35	13.51	2	0.77	102	39.38	35	13.51	0	0.00	20	7.72	45	17.37	0	0.00	20	7.72	259
	TOTAL	64	16.41	4	1.03	160	41.03	54	13.85	1	0.26	37	9.49	49	12.56	0	0.00	21	5.38	390

1993-94 TRANSPORTATION METHODS BY SPECIES: MOOSE

UNIT	SUCCESS	AIRPLANE NUMBER	%	HORSE/ DOG TEAM NUMBER	%	BOAT NUMBER	%	3-OR-4 WHEELER NUMBER	%	SNOWMACHINE NUMBER	%	OFF ROAD VEHICLE NUMBER	%	HIGHWAY VEHICLE NUMBER	%	WALKING NUMBER	%	UNKNOWN NUMBER	%	TOTAL NUMBER
Unit 20																				
Unit/Subunit 20D																				
	SUCCESSFUL	9	5.84	2	1.30	46	29.87	39	25.32	1	0.65	10	6.49	44	28.57	0	0.00	3	1.95	154
	UNSUCCESSFUL	19	3.51	15	2.77	125	23.06	93	17.16	2	0.37	29	5.35	224	41.33	0	0.00	35	6.46	542
	TOTAL	28	4.02	17	2.44	171	24.57	132	18.97	3	0.43	39	5.60	268	38.51	0	0.00	38	5.46	696
Unit/Subunit 20E																				
	SUCCESSFUL	31	24.03	0	0.00	15	11.63	34	26.36	0	0.00	15	11.63	32	24.81	0	0.00	2	1.55	129
	UNSUCCESSFUL	23	7.67	3	1.00	48	16.00	53	17.67	0	0.00	16	5.33	131	43.67	0	0.00	26	8.67	300
	TOTAL	54	12.59	3	0.70	63	14.69	87	20.28	0	0.00	31	7.23	163	38.00	0	0.00	28	6.53	429
Unit/Subunit 20F																				
	SUCCESSFUL	1	4.17	1	4.17	9	37.50	3	12.50	2	8.33	1	4.17	7	29.17	0	0.00	0	0.00	24
	UNSUCCESSFUL	3	4.48	0	0.00	33	49.25	3	4.48	1	1.49	1	1.49	19	28.36	1	1.49	7	10.45	67
	TOTAL	4	4.35	1	1.09	42	45.65	6	6.52	3	3.26	2	2.17	26	28.26	1	1.09	7	7.61	92
Unit/Subunit 20Z																				
	SUCCESSFUL	0	0.00	0	0.00	5	41.67	2	16.67	0	0.00	1	8.33	4	33.33	0	0.00	0	0.00	12
	UNSUCCESSFUL	3	5.56	0	0.00	14	25.93	4	7.41	0	0.00	1	1.85	22	40.74	0	0.00	10	18.52	54
	TOTAL	3	4.55	0	0.00	19	28.79	6	9.09	0	0.00	2	3.03	26	39.39	0	0.00	10	15.15	66
TOTAL UNIT																				
	SUCCESSFUL	229	16.73	13	0.95	401	29.29	253	18.48	14	1.02	95	6.94	332	24.25	0	0.00	32	2.34	1369
	UNSUCCESSFUL	229	5.34	44	1.03	1030	24.01	623	14.52	54	1.26	223	5.20	1756	40.93	1	0.02	331	7.72	4290
	TOTAL	458	8.09	57	1.01	1431	25.28	876	15.48	68	1.20	318	5.62	2088	36.89	1	0.02	363	6.41	5660
Unit 21																				
Unit/Subunit 21A																				
	SUCCESSFUL	69	57.98	0	0.00	42	35.29	0	0.00	1	0.84	1	0.84	2	1.68	0	0.00	4	3.36	119
	UNSUCCESSFUL	64	80.00	0	0.00	9	11.25	3	3.75	0	0.00	0	0.00	2	2.50	0	0.00	2	2.50	80
	TOTAL	133	66.83	0	0.00	51	25.63	3	1.51	1	0.50	1	0.50	4	2.01	0	0.00	6	3.02	199
Unit/Subunit 21B																				
	SUCCESSFUL	2	2.78	0	0.00	63	87.50	3	4.17	1	1.39	0	0.00	2	2.78	0	0.00	1	1.39	72
	UNSUCCESSFUL	11	16.92	0	0.00	50	76.92	1	1.54	0	0.00	0	0.00	2	3.08	0	0.00	1	1.54	65
	TOTAL	13	9.49	0	0.00	113	82.48	4	2.92	1	0.73	0	0.00	4	2.92	0	0.00	2	1.46	137
Unit/Subunit 21C																				
	SUCCESSFUL	14	70.00	2	10.00	4	20.00	0	0.00	0	0.00	0	0.00	0	0.00	0	0.00	0	0.00	20
	UNSUCCESSFUL	17	89.47	1	5.26	1	5.26	0	0.00	0	0.00	0	0.00	0	0.00	0	0.00	0	0.00	19
	TOTAL	31	79.49	3	7.69	5	12.82	0	0.00	0	0.00	0	0.00	0	0.00	0	0.00	0	0.00	39
Unit/Subunit 21D																				
	SUCCESSFUL	7	2.69	0	0.00	230	88.46	3	1.15	12	4.62	0	0.00	3	1.15	0	0.00	5	1.92	260
	UNSUCCESSFUL	6	6.59	0	0.00	70	76.92	1	1.10	4	4.40	1	1.10	4	4.40	0	0.00	5	5.49	91
	TOTAL	13	3.70	0	0.00	300	85.47	4	1.14	16	4.56	1	0.28	7	1.99	0	0.00	10	2.85	351
Unit/Subunit 21E																				
	SUCCESSFUL	4	3.25	0	0.00	112	91.06	1	0.81	5	4.07	0	0.00	0	0.00	0	0.00	1	0.81	123
	UNSUCCESSFUL	5	12.82	0	0.00	26	66.67	0	0.00	1	2.56	0	0.00	0	0.00	0	0.00	7	17.95	39
	TOTAL	9	5.56	0	0.00	138	85.19	1	0.62	6	3.70	0	0.00	0	0.00	0	0.00	8	4.94	162

1993-94 TRANSPORTATION METHODS BY SPECIES: MOOSE

UNIT	SUCCESS	AIRPLANE NUMBER	%	HORSE/ DOG TEAM NUMBER	%	BOAT NUMBER	%	3-OR-4 WHEELER NUMBER	%	SNOWMACHINE NUMBER	%	OFF ROAD VEHICLE NUMBER	%	HIGHWAY VEHICLE NUMBER	%	WALKING NUMBER	%	UNKNOWN NUMBER	%	TOTAL NUMBER
Unit 21																				
Unit/Subunit 21Z																				
	SUCCESSFUL	2	50.00	0	0.00	2	50.00	0	0.00	0	0.00	0	0.00	0	0.00	0	0.00	0	0.00	4
	UNSUCCESSFUL	4	50.00	0	0.00	2	25.00	0	0.00	0	0.00	0	0.00	1	12.50	0	0.00	1	12.50	8
	TOTAL	6	50.00	0	0.00	4	33.33	0	0.00	0	0.00	0	0.00	1	8.33	0	0.00	1	8.33	12
TOTAL UNIT																				
	SUCCESSFUL	98	16.39	2	0.33	453	75.75	7	1.17	19	3.18	1	0.17	7	1.17	0	0.00	11	1.84	598
	UNSUCCESSFUL	107	35.43	1	0.33	158	52.32	5	1.66	5	1.66	1	0.33	9	2.98	0	0.00	16	5.30	302
	TOTAL	205	22.78	3	0.33	611	67.89	12	1.33	24	2.67	2	0.22	16	1.78	0	0.00	27	3.00	900
Unit 22																				
Unit/Subunit 22A																				
	SUCCESSFUL	0	0.00	0	0.00	17	77.27	2	9.09	3	13.64	0	0.00	0	0.00	0	0.00	0	0.00	22
	UNSUCCESSFUL	0	0.00	0	0.00	45	78.95	3	5.26	0	0.00	1	1.75	4	7.02	0	0.00	4	7.02	57
	TOTAL	0	0.00	0	0.00	62	78.48	5	6.33	3	3.80	1	1.27	4	5.06	0	0.00	4	5.06	79
Unit/Subunit 22B																				
	SUCCESSFUL	5	6.02	0	0.00	27	32.53	12	14.46	24	28.92	3	3.61	11	13.25	0	0.00	1	1.20	83
	UNSUCCESSFUL	13	19.40	0	0.00	21	31.34	12	17.91	1	1.49	1	1.49	16	23.88	0	0.00	3	4.48	67
	TOTAL	18	12.00	0	0.00	48	32.00	24	16.00	25	16.67	4	2.67	27	18.00	0	0.00	4	2.67	150
Unit/Subunit 22C																				
	SUCCESSFUL	0	0.00	0	0.00	0	0.00	5	21.74	0	0.00	2	8.70	15	65.22	0	0.00	1	4.35	23
	UNSUCCESSFUL	0	0.00	0	0.00	4	11.76	7	20.59	0	0.00	3	8.82	18	52.94	0	0.00	2	5.88	34
	TOTAL	0	0.00	0	0.00	4	7.02	12	21.05	0	0.00	5	8.77	33	57.89	0	0.00	3	5.26	57
Unit/Subunit 22D																				
	SUCCESSFUL	4	4.00	1	1.00	22	22.00	25	25.00	20	20.00	4	4.00	19	19.00	0	0.00	5	5.00	100
	UNSUCCESSFUL	2	1.65	0	0.00	31	25.62	11	9.09	3	2.48	8	6.61	50	41.32	0	0.00	16	13.22	121
	TOTAL	6	2.71	1	0.45	53	23.98	36	16.29	23	10.41	12	5.43	69	31.22	0	0.00	21	9.50	221
Unit/Subunit 22E																				
	SUCCESSFUL	0	0.00	0	0.00	3	15.79	1	5.26	12	63.16	1	5.26	0	0.00	0	0.00	2	10.53	19
	UNSUCCESSFUL	0	0.00	0	0.00	1	25.00	0	0.00	0	0.00	0	0.00	1	25.00	0	0.00	2	50.00	4
	TOTAL	0	0.00	0	0.00	4	17.39	1	4.35	12	52.17	1	4.35	1	4.35	0	0.00	4	17.39	23
Unit/Subunit 22Z																				
	SUCCESSFUL	n/a	n/a	n/a	n/a	n/a	n/a	n/a	n/a	n/a	n/a	n/a	n/a	n/a	n/a	n/a	n/a	n/a	n/a	0
	UNSUCCESSFUL	0	0.00	0	0.00	1	4.35	1	4.35	1	4.35	0	0.00	14	60.87	0	0.00	6	26.09	23
	TOTAL	0	0.00	0	0.00	1	4.35	1	4.35	1	4.35	0	0.00	14	60.87	0	0.00	6	26.09	23
TOTAL UNIT																				
	SUCCESSFUL	9	3.64	1	0.40	69	27.94	45	18.22	59	23.89	10	4.05	45	18.22	0	0.00	9	3.64	247
	UNSUCCESSFUL	15	4.90	0	0.00	103	33.66	34	11.11	5	1.63	13	4.25	103	33.66	0	0.00	33	10.78	306
	TOTAL	24	4.34	1	0.18	172	31.10	79	14.29	64	11.57	23	4.16	148	26.76	0	0.00	42	7.59	553
Unit 23																				
TOTAL UNIT																				
	SUCCESSFUL	78	57.78	0	0.00	32	23.70	6	4.44	15	11.11	1	0.74	1	0.74	0	0.00	2	1.48	135
	UNSUCCESSFUL	114	69.51	0	0.00	40	24.39	2	1.22	2	1.22	0	0.00	1	0.61	0	0.00	5	3.05	164
	TOTAL	192	64.21	0	0.00	72	24.08	8	2.68	17	5.69	1	0.33	2	0.67	0	0.00	7	2.34	299

1993-94 TRANSPORTATION METHODS BY SPECIES: MOOSE

UNIT	SUCCESS	AIRPLANE NUMBER	AIRPLANE %	HORSE/ DOG TEAM NUMBER	HORSE/ DOG TEAM %	BOAT NUMBER	BOAT %	3-OR-4 WHEELER NUMBER	3-OR-4 WHEELER %	SNOWMACHINE NUMBER	SNOWMACHINE %	OFF ROAD VEHICLE NUMBER	OFF ROAD VEHICLE %	HIGHWAY VEHICLE NUMBER	HIGHWAY VEHICLE %	WALKING NUMBER	WALKING %	UNKNOWN NUMBER	UNKNOWN %	TOTAL NUMBER
Unit 24																				
TOTAL UNIT																				
	SUCCESSFUL	23	14.74	0	0.00	91	58.33	9	5.77	8	5.13	4	2.56	15	9.62	0	0.00	6	3.85	156
	UNSUCCESSFUL	39	25.49	2	1.31	39	25.49	7	4.58	4	2.61	2	1.31	45	29.41	0	0.00	15	9.80	153
	TOTAL	62	20.06	2	0.65	130	42.07	16	5.18	12	3.88	6	1.94	60	19.42	0	0.00	21	6.80	309
Unit 25																				
Unit/Subunit 25A																				
	SUCCESSFUL	15	55.56	7	25.93	4	14.81	0	0.00	0	0.00	0	0.00	1	3.70	0	0.00	0	0.00	27
	UNSUCCESSFUL	15	57.69	4	15.38	6	23.08	0	0.00	0	0.00	0	0.00	0	0.00	0	0.00	1	3.85	26
	TOTAL	30	56.60	11	20.75	10	18.87	0	0.00	0	0.00	0	0.00	1	1.89	0	0.00	1	1.89	53
Unit/Subunit 25B																				
	SUCCESSFUL	5	11.63	1	2.33	33	76.74	1	2.33	1	2.33	1	2.33	0	0.00	0	0.00	1	2.33	43
	UNSUCCESSFUL	2	5.13	0	0.00	32	82.05	1	2.56	0	0.00	0	0.00	1	2.56	0	0.00	3	7.69	39
	TOTAL	7	8.54	1	1.22	65	79.27	2	2.44	1	1.22	1	1.22	1	1.22	0	0.00	4	4.88	82
Unit/Subunit 25C																				
	SUCCESSFUL	5	9.09	0	0.00	20	36.36	13	23.64	0	0.00	3	5.45	13	23.64	0	0.00	1	1.82	55
	UNSUCCESSFUL	7	4.27	0	0.00	22	13.41	46	28.05	2	1.22	10	6.10	70	42.68	0	0.00	7	4.27	164
	TOTAL	12	5.48	0	0.00	42	19.18	59	26.94	2	0.91	13	5.94	83	37.90	0	0.00	8	3.65	219
Unit/Subunit 25D																				
	SUCCESSFUL	5	13.16	0	0.00	27	71.05	2	5.26	2	5.26	0	0.00	0	0.00	0	0.00	2	5.26	38
	UNSUCCESSFUL	7	7.87	0	0.00	64	71.91	0	0.00	7	7.87	0	0.00	5	5.62	0	0.00	6	6.74	89
	TOTAL	12	9.45	0	0.00	91	71.65	2	1.57	9	7.09	0	0.00	5	3.94	0	0.00	8	6.30	127
Unit/Subunit 25Z																				
	SUCCESSFUL	0	0.00	0	0.00	2	100.00	0	0.00	0	0.00	0	0.00	0	0.00	0	0.00	0	0.00	2
	UNSUCCESSFUL	5	29.41	0	0.00	8	47.06	0	0.00	0	0.00	0	0.00	1	5.88	0	0.00	3	17.65	17
	TOTAL	5	26.32	0	0.00	10	52.63	0	0.00	0	0.00	0	0.00	1	5.26	0	0.00	3	15.79	19
TOTAL UNIT																				
	SUCCESSFUL	30	18.18	8	4.85	86	52.12	16	9.70	3	1.82	4	2.42	14	8.48	0	0.00	4	2.42	165
	UNSUCCESSFUL	36	10.75	4	1.19	132	39.40	47	14.03	9	2.69	10	2.99	77	22.99	0	0.00	20	5.97	335
	TOTAL	66	13.20	12	2.40	218	43.60	63	12.60	12	2.40	14	2.80	91	18.20	0	0.00	24	4.80	500
Unit 26																				
Unit/Subunit 26A																				
	SUCCESSFUL	50	79.37	0	0.00	12	19.05	0	0.00	0	0.00	0	0.00	0	0.00	0	0.00	1	1.59	63
	UNSUCCESSFUL	28	73.68	0	0.00	6	15.79	1	2.63	0	0.00	0	0.00	1	2.63	0	0.00	2	5.26	38
	TOTAL	78	77.23	0	0.00	18	17.82	1	0.99	0	0.00	0	0.00	1	0.99	0	0.00	3	2.97	101
Unit/Subunit 26B																				
	SUCCESSFUL	21	70.00	0	0.00	7	23.33	0	0.00	0	0.00	0	0.00	2	6.67	0	0.00	0	0.00	30
	UNSUCCESSFUL	28	52.83	0	0.00	4	7.55	0	0.00	0	0.00	0	0.00	20	37.74	0	0.00	1	1.89	53
	TOTAL	49	59.04	0	0.00	11	13.25	0	0.00	0	0.00	0	0.00	22	26.51	0	0.00	1	1.20	83

1993-94 TRANSPORTATION METHODS BY SPECIES: MOOSE

UNIT	SUCCESS	AIRPLANE NUMBER	AIRPLANE %	HORSE/ DOG TEAM NUMBER	HORSE/ DOG TEAM %	BOAT NUMBER	BOAT %	3-OR-4 WHEELER NUMBER	3-OR-4 WHEELER %	SNOWMACHINE NUMBER	SNOWMACHINE %	OFF ROAD VEHICLE NUMBER	OFF ROAD VEHICLE %	HIGHWAY VEHICLE NUMBER	HIGHWAY VEHICLE %	WALKING NUMBER	WALKING %	UNKNOWN NUMBER	UNKNOWN %	TOTAL NUMBER
Unit 26																				
Unit/Subunit 26C																				
	SUCCESSFUL	3	75.00	0	0.00	0	0.00	0	0.00	1	25.00	0	0.00	0	0.00	0	0.00	0	0.00	4
	UNSUCCESSFUL	3	75.00	0	0.00	1	25.00	0	0.00	0	0.00	0	0.00	0	0.00	0	0.00	0	0.00	4
	TOTAL	6	75.00	0	0.00	1	12.50	0	0.00	1	12.50	0	0.00	0	0.00	0	0.00	0	0.00	8
Unit/Subunit 26Z																				
	SUCCESSFUL	n/a	n/a	n/a	n/a	n/a	n/a	n/a	n/a	n/a	n/a	n/a	n/a	n/a	n/a	n/a	n/a	n/a	n/a	0
	UNSUCCESSFUL	0	0.00	0	0.00	1	100.00	0	0.00	0	0.00	0	0.00	0	0.00	0	0.00	0	0.00	1
	TOTAL	0	0.00	0	0.00	1	100.00	0	0.00	0	0.00	0	0.00	0	0.00	0	0.00	0	0.00	1
TOTAL UNIT																				
	SUCCESSFUL	74	76.29	0	0.00	19	19.59	0	0.00	1	1.03	0	0.00	2	2.06	0	0.00	1	1.03	97
	UNSUCCESSFUL	59	61.46	0	0.00	12	12.50	1	1.04	0	0.00	0	0.00	21	21.88	0	0.00	3	3.13	96
	TOTAL	133	68.91	0	0.00	31	16.06	1	0.52	1	0.52	0	0.00	23	11.92	0	0.00	4	2.07	193
Unit 27																				
TOTAL UNIT																				
	SUCCESSFUL	10	21.28	0	0.00	8	17.02	8	17.02	2	4.26	3	6.38	11	23.40	0	0.00	5	10.64	47
	UNSUCCESSFUL	33	10.75	4	1.30	33	10.75	28	9.12	1	0.33	15	4.89	77	25.08	0	0.00	116	37.79	307
	TOTAL	43	12.15	4	1.13	41	11.58	36	10.17	3	0.85	18	5.08	88	24.86	0	0.00	121	34.18	354
TOTAL STATEWIDE																				
	SUCCESSFUL	1527	20.97	185	2.54	2113	29.02	1049	14.41	231	3.17	605	8.31	1347	18.50	8	0.11	217	2.98	7282
	UNSUCCESSFUL	2395	11.28	322	1.52	4159	19.58	3223	15.18	189	0.89	1179	5.55	8190	38.56	43	0.20	1580	7.44	21237
	TOTAL	3922	13.73	507	1.78	6272	21.96	4272	14.96	420	1.47	1784	6.25	9537	33.39	51	0.18	1797	6.29	28562

1993-94 TRANSPORTATION METHODS BY SPECIES: MT. GOAT

UNIT	SUCCESS	AIRPLANE NUMBER	%	HORSE/ DOG TEAM NUMBER	%	BOAT NUMBER	%	3-OR-4 WHEELER NUMBER	%	SNOWMACHINE NUMBER	%	OFF ROAD VEHICLE NUMBER	%	HIGHWAY VEHICLE NUMBER	%	WALKING NUMBER	%	UNKNOWN NUMBER	%	TOTAL NUMBER
Unit 01																				
Unit/Subunit 01A																				
	SUCCESSFUL	32	72.73	0	0.00	12	27.27	0	0.00	0	0.00	0	0.00	0	0.00	0	0.00	0	0.00	44
	UNSUCCESSFUL	37	63.79	0	0.00	21	36.21	0	0.00	0	0.00	0	0.00	0	0.00	0	0.00	0	0.00	58
	TOTAL	69	67.65	0	0.00	33	32.35	0	0.00	0	0.00	0	0.00	0	0.00	0	0.00	0	0.00	102
Unit/Subunit 01B																				
	SUCCESSFUL	20	54.05	0	0.00	17	45.95	0	0.00	0	0.00	0	0.00	0	0.00	0	0.00	0	0.00	37
	UNSUCCESSFUL	18	37.50	0	0.00	29	60.42	0	0.00	0	0.00	0	0.00	0	0.00	0	0.00	1	2.08	48
	TOTAL	38	44.71	0	0.00	46	54.12	0	0.00	0	0.00	0	0.00	0	0.00	0	0.00	1	1.18	85
Unit/Subunit 01C																				
	SUCCESSFUL	7	14.58	0	0.00	36	75.00	0	0.00	0	0.00	0	0.00	4	8.33	1	2.08	0	0.00	48
	UNSUCCESSFUL	16	33.33	0	0.00	29	60.42	0	0.00	0	0.00	0	0.00	3	6.25	2	4.17	0	0.00	48
	TOTAL	23	23.47	0	0.00	65	66.33	0	0.00	0	0.00	0	0.00	7	7.14	3	3.06	0	0.00	98
Unit/Subunit 01D																				
	SUCCESSFUL	3	12.00	0	0.00	12	48.00	0	0.00	1	4.00	0	0.00	8	32.00	0	0.00	1	4.00	25
	UNSUCCESSFUL	4	7.84	0	0.00	20	39.22	0	0.00	2	3.92	0	0.00	20	39.22	16	31.37	5	9.80	51
	TOTAL	7	7.61	0	0.00	32	34.78	0	0.00	3	3.26	0	0.00	28	30.43	16	17.39	6	6.52	92
TOTAL UNIT																				
	SUCCESSFUL	62	40.26	0	0.00	77	50.00	0	0.00	1	0.65	0	0.00	12	7.79	1	0.65	1	0.65	154
	UNSUCCESSFUL	75	36.59	0	0.00	99	48.29	0	0.00	2	0.98	0	0.00	23	11.22	18	8.78	6	2.93	205
	TOTAL	137	36.34	0	0.00	176	46.68	0	0.00	3	0.80	0	0.00	35	9.28	19	5.04	7	1.86	377
Unit 04																				
TOTAL UNIT																				
	SUCCESSFUL	14	24.56	0	0.00	38	66.67	0	0.00	0	0.00	0	0.00	0	0.00	0	0.00	5	8.77	57
	UNSUCCESSFUL	14	13.33	0	0.00	74	70.48	0	0.00	0	0.00	0	0.00	2	1.90	0	0.00	15	14.29	105
	TOTAL	28	17.28	0	0.00	112	69.14	0	0.00	0	0.00	0	0.00	2	1.23	0	0.00	20	12.35	162
Unit 05																				
Unit/Subunit 05Z																				
	SUCCESSFUL	4	66.67	0	0.00	1	16.67	0	0.00	0	0.00	0	0.00	0	0.00	0	0.00	1	16.67	6
	UNSUCCESSFUL	2	33.33	0	0.00	3	50.00	0	0.00	0	0.00	0	0.00	0	0.00	0	0.00	1	16.67	6
	TOTAL	6	50.00	0	0.00	4	33.33	0	0.00	0	0.00	0	0.00	0	0.00	0	0.00	2	16.67	12
TOTAL UNIT																				
	SUCCESSFUL	4	66.67	0	0.00	1	16.67	0	0.00	0	0.00	0	0.00	0	0.00	0	0.00	1	16.67	6
	UNSUCCESSFUL	2	33.33	0	0.00	3	50.00	0	0.00	0	0.00	0	0.00	0	0.00	0	0.00	1	16.67	6
	TOTAL	6	50.00	0	0.00	4	33.33	0	0.00	0	0.00	0	0.00	0	0.00	0	0.00	2	16.67	12
Unit 06																				
Unit/Subunit 06A																				
	SUCCESSFUL	9	100.00	0	0.00	0	0.00	0	0.00	0	0.00	0	0.00	0	0.00	0	0.00	0	0.00	9
	UNSUCCESSFUL	4	80.00	0	0.00	1	20.00	0	0.00	0	0.00	0	0.00	0	0.00	0	0.00	0	0.00	5
	TOTAL	13	92.86	0	0.00	1	7.14	0	0.00	0	0.00	0	0.00	0	0.00	0	0.00	0	0.00	14

1993-94 TRANSPORTATION METHODS BY SPECIES: MT. GOAT

UNIT	SUCCESS	AIRPLANE NUMBER	%	HORSE/ DOG TEAM NUMBER	%	BOAT NUMBER	%	3-OR-4 WHEELER NUMBER	%	SNOWMACHINE NUMBER	%	OFF ROAD VEHICLE NUMBER	%	HIGHWAY VEHICLE NUMBER	%	WALKING NUMBER	%	UNKNOWN NUMBER	%	TOTAL NUMBER
Unit 06																				
Unit/Subunit 06B																				
	SUCCESSFUL	5	100.00	0	0.00	0	0.00	0	0.00	0	0.00	0	0.00	0	0.00	0	0.00	0	0.00	5
	UNSUCCESSFUL	1	100.00	0	0.00	0	0.00	0	0.00	0	0.00	0	0.00	0	0.00	0	0.00	0	0.00	1
	TOTAL	6	100.00	0	0.00	0	0.00	0	0.00	0	0.00	0	0.00	0	0.00	0	0.00	0	0.00	6
Unit/Subunit 06D																				
	SUCCESSFUL	19	46.34	0	0.00	22	53.66	0	0.00	0	0.00	0	0.00	0	0.00	0	0.00	0	0.00	41
	UNSUCCESSFUL	17	23.29	0	0.00	54	73.97	0	0.00	0	0.00	0	0.00	0	0.00	0	0.00	2	2.74	73
	TOTAL	36	31.58	0	0.00	76	66.67	0	0.00	0	0.00	0	0.00	0	0.00	0	0.00	2	1.75	114
TOTAL UNIT																				
	SUCCESSFUL	33	60.00	0	0.00	22	40.00	0	0.00	0	0.00	0	0.00	0	0.00	0	0.00	0	0.00	55
	UNSUCCESSFUL	22	27.85	0	0.00	55	69.62	0	0.00	0	0.00	0	0.00	0	0.00	0	0.00	2	2.53	79
	TOTAL	55	41.04	0	0.00	77	57.46	0	0.00	0	0.00	0	0.00	0	0.00	0	0.00	2	1.49	134
Unit 07																				
TOTAL UNIT																				
	SUCCESSFUL	25	26.60	0	0.00	23	24.47	3	3.19	0	0.00	0	0.00	40	42.55	0	0.00	3	3.19	94
	UNSUCCESSFUL	24	11.32	0	0.00	34	16.04	12	5.66	0	0.00	11	5.19	106	50.00	0	0.00	25	11.79	212
	TOTAL	49	16.01	0	0.00	57	18.63	15	4.90	0	0.00	11	3.59	146	47.71	0	0.00	28	9.15	306
Unit 08																				
TOTAL UNIT																				
	SUCCESSFUL	35	72.92	0	0.00	12	25.00	0	0.00	0	0.00	0	0.00	1	2.08	0	0.00	0	0.00	48
	UNSUCCESSFUL	25	78.13	0	0.00	5	15.63	1	3.13	0	0.00	0	0.00	1	3.13	0	0.00	0	0.00	32
	TOTAL	60	75.00	0	0.00	17	21.25	1	1.25	0	0.00	0	0.00	2	2.50	0	0.00	0	0.00	80
Unit 11																				
TOTAL UNIT																				
	SUCCESSFUL	15	93.75	0	0.00	0	0.00	0	0.00	0	0.00	0	0.00	1	6.25	0	0.00	0	0.00	16
	UNSUCCESSFUL	13	50.00	0	0.00	0	0.00	0	0.00	0	0.00	0	0.00	10	38.46	0	0.00	3	11.54	26
	TOTAL	28	66.67	0	0.00	0	0.00	0	0.00	0	0.00	0	0.00	11	26.19	0	0.00	3	7.14	42
Unit 13																				
Unit/Subunit 13D																				
	SUCCESSFUL	4	66.67	0	0.00	0	0.00	0	0.00	0	0.00	0	0.00	2	33.33	0	0.00	0	0.00	6
	UNSUCCESSFUL	4	28.57	1	7.14	0	0.00	0	0.00	0	0.00	0	0.00	9	64.29	0	0.00	0	0.00	14
	TOTAL	8	40.00	1	5.00	0	0.00	0	0.00	0	0.00	0	0.00	11	55.00	0	0.00	0	0.00	20
TOTAL UNIT																				
	SUCCESSFUL	4	66.67	0	0.00	0	0.00	0	0.00	0	0.00	0	0.00	2	33.33	0	0.00	0	0.00	6
	UNSUCCESSFUL	4	28.57	1	7.14	0	0.00	0	0.00	0	0.00	0	0.00	9	64.29	0	0.00	0	0.00	14
	TOTAL	8	40.00	1	5.00	0	0.00	0	0.00	0	0.00	0	0.00	11	55.00	0	0.00	0	0.00	20

1993-94 TRANSPORTATION METHODS BY SPECIES: MT. GOAT

UNIT	SUCCESS	AIRPLANE NUMBER	%	HORSE/ DOG TEAM NUMBER	%	BOAT NUMBER	%	3-OR-4 WHEELER NUMBER	%	SNOWMACHINE NUMBER	%	OFF ROAD VEHICLE NUMBER	%	HIGHWAY VEHICLE NUMBER	%	WALKING NUMBER	%	UNKNOWN NUMBER	%	TOTAL NUMBER
Unit 14																				
Unit/Subunit 14A																				
	SUCCESSFUL	4	100.00	0	0.00	0	0.00	0	0.00	0	0.00	0	0.00	0	0.00	0	0.00	0	0.00	4
	UNSUCCESSFUL	6	37.50	0	0.00	0	0.00	7	43.75	0	0.00	0	0.00	1	6.25	0	0.00	2	12.50	16
	TOTAL	10	50.00	0	0.00	0	0.00	7	35.00	0	0.00	0	0.00	1	5.00	0	0.00	2	10.00	20
Unit/Subunit 14C																				
	SUCCESSFUL	15	60.00	0	0.00	5	20.00	0	0.00	0	0.00	0	0.00	4	16.00	0	0.00	1	4.00	25
	UNSUCCESSFUL	40	41.24	0	0.00	14	14.43	1	1.03	0	0.00	1	1.03	34	35.05	0	0.00	7	7.22	97
	TOTAL	55	45.08	0	0.00	19	15.57	1	0.82	0	0.00	1	0.82	38	31.15	0	0.00	8	6.56	122
TOTAL UNIT																				
	SUCCESSFUL	19	65.52	0	0.00	5	17.24	0	0.00	0	0.00	0	0.00	4	13.79	0	0.00	1	3.45	29
	UNSUCCESSFUL	46	40.71	0	0.00	14	12.39	8	7.08	0	0.00	1	0.88	35	30.97	0	0.00	9	7.96	113
	TOTAL	65	45.77	0	0.00	19	13.38	8	5.63	0	0.00	1	0.70	39	27.46	0	0.00	10	7.04	142
Unit 15																				
Unit/Subunit 15B																				
	SUCCESSFUL	1	12.50	0	0.00	5	62.50	0	0.00	0	0.00	0	0.00	2	25.00	0	0.00	0	0.00	8
	UNSUCCESSFUL	5	22.73	0	0.00	10	45.45	0	0.00	0	0.00	0	0.00	7	31.82	0	0.00	0	0.00	22
	TOTAL	6	20.00	0	0.00	15	50.00	0	0.00	0	0.00	0	0.00	9	30.00	0	0.00	0	0.00	30
Unit/Subunit 15C																				
	SUCCESSFUL	33	44.59	6	8.11	26	35.14	2	2.70	0	0.00	1	1.35	3	4.05	0	0.00	3	4.05	74
	UNSUCCESSFUL	37	32.74	5	4.42	44	38.94	7	6.19	0	0.00	4	3.54	3	2.65	0	0.00	13	11.50	113
	TOTAL	70	37.43	11	5.88	70	37.43	9	4.81	0	0.00	5	2.67	6	3.21	0	0.00	16	8.56	187
TOTAL UNIT																				
	SUCCESSFUL	34	41.46	6	7.32	31	37.80	2	2.44	0	0.00	1	1.22	5	6.10	0	0.00	3	3.66	82
	UNSUCCESSFUL	42	31.11	5	3.70	54	40.00	7	5.19	0	0.00	4	2.96	10	7.41	0	0.00	13	9.63	135
	TOTAL	76	35.02	11	5.07	85	39.17	9	4.15	0	0.00	5	2.30	15	6.91	0	0.00	16	7.37	217
TOTAL STATEWIDE																				
	SUCCESSFUL	245	44.79	6	1.10	209	38.21	5	0.91	1	0.18	1	0.18	65	11.88	1	0.18	14	2.56	547
	UNSUCCESSFUL	267	28.80	6	0.65	338	36.46	28	3.02	2	0.22	16	1.73	196	21.14	18	1.94	74	7.98	927
	TOTAL	512	34.32	12	0.80	547	36.66	33	2.21	3	0.20	17	1.14	261	17.49	19	1.27	88	5.90	1492

1993-94 TRANSPORTATION METHODS BY SPECIES: MUSKOX

UNIT	SUCCESS	AIRPLANE NUMBER	AIRPLANE %	HORSE/ DOG TEAM NUMBER	HORSE/ DOG TEAM %	BOAT NUMBER	BOAT %	3-OR-4 WHEELER NUMBER	3-OR-4 WHEELER %	SNOWMACHINE NUMBER	SNOWMACHINE %	OFF ROAD VEHICLE NUMBER	OFF ROAD VEHICLE %	HIGHWAY VEHICLE NUMBER	HIGHWAY VEHICLE %	WALKING NUMBER	WALKING %	UNKNOWN NUMBER	UNKNOWN %	TOTAL NUMBER
Unit 18																				
TOTAL UNIT																				
	SUCCESSFUL	0	0.00	0	0.00	9	10.71	0	0.00	75	89.29	0	0.00	0	0.00	0	0.00	0	0.00	84
	UNSUCCESSFUL	0	n/a	0	n/a	0	n/a	0	n/a	0	n/a	0	n/a	0	n/a	n/a	n/a	0	n/a	0
	TOTAL	0	0.00	0	0.00	9	10.71	0	0.00	75	89.29	0	0.00	0	0.00	0	0.00	0	0.00	84
Unit 26																				
Unit/Subunit 26B																				
	SUCCESSFUL	1	100.00	0	0.00	0	0.00	0	0.00	0	0.00	0	0.00	0	0.00	0	0.00	0	0.00	1
	UNSUCCESSFUL	0	n/a	0	n/a	0	n/a	0	n/a	0	n/a	0	n/a	0	n/a	n/a	n/a	0	n/a	0
	TOTAL	1	100.00	0	0.00	0	0.00	0	0.00	0	0.00	0	0.00	0	0.00	0	0.00	0	0.00	1
Unit/Subunit 26C																				
	SUCCESSFUL	0	0.00	0	0.00	0	0.00	0	0.00	7	100.00	0	0.00	0	0.00	0	0.00	0	0.00	7
	UNSUCCESSFUL	0	n/a	0	n/a	0	n/a	0	n/a	0	n/a	0	n/a	0	n/a	n/a	n/a	0	n/a	0
	TOTAL	0	0.00	0	0.00	0	0.00	0	0.00	7	100.00	0	0.00	0	0.00	0	0.00	0	0.00	7
TOTAL UNIT																				
	SUCCESSFUL	1	12.50	0	0.00	0	0.00	0	0.00	7	87.50	0	0.00	0	0.00	0	0.00	0	0.00	8
	UNSUCCESSFUL	0	n/a	0	n/a	0	n/a	0	n/a	0	n/a	0	n/a	0	n/a	n/a	n/a	0	n/a	0
	TOTAL	1	12.50	0	0.00	0	0.00	0	0.00	7	87.50	0	0.00	0	0.00	0	0.00	0	0.00	8
TOTAL STATEWIDE																				
	SUCCESSFUL	1	1.09	0	0.00	9	9.78	0	0.00	82	89.13	0	0.00	0	0.00	0	0.00	0	0.00	92
	UNSUCCESSFUL	0	n/a	0	n/a	0	n/a	0	n/a	0	n/a	0	n/a	0	n/a	n/a	n/a	0	n/a	0
	TOTAL	1	1.09	0	0.00	9	9.78	0	0.00	82	89.13	0	0.00	0	0.00	0	0.00	0	0.00	92

1993-94 TRANSPORTATION METHODS BY SPECIES: OTTER

UNIT	SUCCESS	AIRPLANE NUMBER	%	HORSE/ DOG TEAM NUMBER	%	BOAT NUMBER	%	3-OR-4 WHEELER NUMBER	%	SNOWMACHINE NUMBER	%	OFF ROAD VEHICLE NUMBER	%	HIGHWAY VEHICLE NUMBER	%	WALKING NUMBER	%	UNKNOWN NUMBER	%	TOTAL NUMBER
Unit 01																				
Unit/Subunit 01A																				
	SUCCESSFUL	0	0.00	0	0.00	109	97.32	0	0.00	0	0.00	0	0.00	3	2.68	0	0.00	0	0.00	112
	UNSUCCESSFUL	n/a	n/a	n/a	n/a	n/a	n/a	n/a	n/a	n/a	n/a	n/a	n/a	n/a	n/a	n/a	n/a	n/a	n/a	n/a
	TOTAL	0	0.00	0	0.00	109	97.32	0	0.00	0	0.00	0	0.00	3	2.68	0	0.00	0	0.00	112
Unit/Subunit 01B																				
	SUCCESSFUL	0	0.00	0	0.00	20	95.24	1	4.76	0	0.00	0	0.00	0	0.00	0	0.00	0	0.00	21
	UNSUCCESSFUL	n/a	n/a	n/a	n/a	n/a	n/a	n/a	n/a	n/a	n/a	n/a	n/a	n/a	n/a	n/a	n/a	n/a	n/a	n/a
	TOTAL	0	0.00	0	0.00	20	95.24	1	4.76	0	0.00	0	0.00	0	0.00	0	0.00	0	0.00	21
Unit/Subunit 01C																				
	SUCCESSFUL	0	0.00	0	0.00	5	83.33	0	0.00	0	0.00	0	0.00	0	0.00	1	16.67	0	0.00	6
	UNSUCCESSFUL	n/a	n/a	n/a	n/a	n/a	n/a	n/a	n/a	n/a	n/a	n/a	n/a	n/a	n/a	n/a	n/a	n/a	n/a	n/a
	TOTAL	0	0.00	0	0.00	5	83.33	0	0.00	0	0.00	0	0.00	0	0.00	1	16.67	0	0.00	6
Unit/Subunit 01D																				
	SUCCESSFUL	0	0.00	0	0.00	0	0.00	0	0.00	2	66.67	0	0.00	1	33.33	0	0.00	0	0.00	3
	UNSUCCESSFUL	n/a	n/a	n/a	n/a	n/a	n/a	n/a	n/a	n/a	n/a	n/a	n/a	n/a	n/a	n/a	n/a	n/a	n/a	n/a
	TOTAL	0	0.00	0	0.00	0	0.00	0	0.00	2	66.67	0	0.00	1	33.33	0	0.00	0	0.00	3
TOTAL UNIT																				
	SUCCESSFUL	0	0.00	0	0.00	134	94.37	1	0.70	2	1.41	0	0.00	4	2.82	1	0.70	0	0.00	142
	UNSUCCESSFUL	n/a	n/a	n/a	n/a	n/a	n/a	n/a	n/a	n/a	n/a	n/a	n/a	n/a	n/a	n/a	n/a	n/a	n/a	n/a
	TOTAL	0	0.00	0	0.00	134	94.37	1	0.70	2	1.41	0	0.00	4	2.82	1	0.70	0	0.00	142
Unit 02																				
TOTAL UNIT																				
	SUCCESSFUL	0	0.00	0	0.00	54	50.00	0	0.00	0	0.00	0	0.00	54	50.00	0	0.00	0	0.00	108
	UNSUCCESSFUL	n/a	n/a	n/a	n/a	n/a	n/a	n/a	n/a	n/a	n/a	n/a	n/a	n/a	n/a	n/a	n/a	n/a	n/a	n/a
	TOTAL	0	0.00	0	0.00	54	50.00	0	0.00	0	0.00	0	0.00	54	50.00	0	0.00	0	0.00	108
Unit 03																				
TOTAL UNIT																				
	SUCCESSFUL	0	0.00	0	0.00	78	95.12	0	0.00	0	0.00	0	0.00	1	1.22	3	3.66	0	0.00	82
	UNSUCCESSFUL	n/a	n/a	n/a	n/a	n/a	n/a	n/a	n/a	n/a	n/a	n/a	n/a	n/a	n/a	n/a	n/a	n/a	n/a	n/a
	TOTAL	0	0.00	0	0.00	78	95.12	0	0.00	0	0.00	0	0.00	1	1.22	3	3.66	0	0.00	82
Unit 04																				
TOTAL UNIT																				
	SUCCESSFUL	0	0.00	0	0.00	54	85.71	0	0.00	0	0.00	0	0.00	4	6.35	5	7.94	0	0.00	63
	UNSUCCESSFUL	n/a	n/a	n/a	n/a	n/a	n/a	n/a	n/a	n/a	n/a	n/a	n/a	n/a	n/a	n/a	n/a	n/a	n/a	n/a
	TOTAL	0	0.00	0	0.00	54	85.71	0	0.00	0	0.00	0	0.00	4	6.35	5	7.94	0	0.00	63

1993-94 TRANSPORTATION METHODS BY SPECIES: OTTER

UNIT / SUCCESS	AIRPLANE NUMBER	AIRPLANE %	HORSE/ DOG TEAM NUMBER	HORSE/ DOG TEAM %	BOAT NUMBER	BOAT %	3-OR-4 WHEELER NUMBER	3-OR-4 WHEELER %	SNOWMACHINE NUMBER	SNOWMACHINE %	OFF ROAD VEHICLE NUMBER	OFF ROAD VEHICLE %	HIGHWAY VEHICLE NUMBER	HIGHWAY VEHICLE %	WALKING NUMBER	WALKING %	UNKNOWN NUMBER	UNKNOWN %	TOTAL NUMBER
Unit 05																			
Unit/Subunit 05A																			
SUCCESSFUL	0	0.00	0	0.00	0	0.00	0	0.00	0	0.00	0	0.00	1	100.00	0	0.00	0	0.00	1
UNSUCCESSFUL	n/a	n/a	n/a	n/a	n/a	n/a	n/a	n/a	n/a	n/a	n/a	n/a	n/a	n/a	n/a	n/a	n/a	n/a	n/a
TOTAL	0	0.00	0	0.00	0	0.00	0	0.00	0	0.00	0	0.00	1	100.00	0	0.00	0	0.00	1
TOTAL UNIT																			
SUCCESSFUL	0	0.00	0	0.00	0	0.00	0	0.00	0	0.00	0	0.00	1	100.00	0	0.00	0	0.00	1
UNSUCCESSFUL	n/a	n/a	n/a	n/a	n/a	n/a	n/a	n/a	n/a	n/a	n/a	n/a	n/a	n/a	n/a	n/a	n/a	n/a	n/a
TOTAL	0	0.00	0	0.00	0	0.00	0	0.00	0	0.00	0	0.00	1	100.00	0	0.00	0	0.00	1
Unit 06																			
Unit/Subunit 06C																			
SUCCESSFUL	0	0.00	0	0.00	0	0.00	0	0.00	1	8.33	8	66.67	3	25.00	0	0.00	0	0.00	12
UNSUCCESSFUL	n/a	n/a	n/a	n/a	n/a	n/a	n/a	n/a	n/a	n/a	n/a	n/a	n/a	n/a	n/a	n/a	n/a	n/a	n/a
TOTAL	0	0.00	0	0.00	0	0.00	0	0.00	1	8.33	8	66.67	3	25.00	0	0.00	0	0.00	12
Unit/Subunit 06D																			
SUCCESSFUL	0	0.00	0	0.00	20	64.52	0	0.00	6	19.35	0	0.00	1	3.23	3	9.68	1	3.23	31
UNSUCCESSFUL	n/a	n/a	n/a	n/a	n/a	n/a	n/a	n/a	n/a	n/a	n/a	n/a	n/a	n/a	n/a	n/a	n/a	n/a	n/a
TOTAL	0	0.00	0	0.00	20	64.52	0	0.00	6	19.35	0	0.00	1	3.23	3	9.68	1	3.23	31
TOTAL UNIT																			
SUCCESSFUL	0	0.00	0	0.00	20	46.51	0	0.00	7	16.28	8	18.60	4	9.30	3	6.98	1	2.33	43
UNSUCCESSFUL	n/a	n/a	n/a	n/a	n/a	n/a	n/a	n/a	n/a	n/a	n/a	n/a	n/a	n/a	n/a	n/a	n/a	n/a	n/a
TOTAL	0	0.00	0	0.00	20	46.51	0	0.00	7	16.28	8	18.60	4	9.30	3	6.98	1	2.33	43
Unit 07																			
TOTAL UNIT																			
SUCCESSFUL	0	0.00	0	0.00	0	0.00	0	0.00	0	0.00	0	0.00	16	76.19	5	23.81	0	0.00	21
UNSUCCESSFUL	n/a	n/a	n/a	n/a	n/a	n/a	n/a	n/a	n/a	n/a	n/a	n/a	n/a	n/a	n/a	n/a	n/a	n/a	n/a
TOTAL	0	0.00	0	0.00	0	0.00	0	0.00	0	0.00	0	0.00	16	76.19	5	23.81	0	0.00	21
Unit 08																			
TOTAL UNIT																			
SUCCESSFUL	28	41.18	0	0.00	21	30.88	3	4.41	0	0.00	0	0.00	13	19.12	3	4.41	0	0.00	68
UNSUCCESSFUL	n/a	n/a	n/a	n/a	n/a	n/a	n/a	n/a	n/a	n/a	n/a	n/a	n/a	n/a	n/a	n/a	n/a	n/a	n/a
TOTAL	28	41.18	0	0.00	21	30.88	3	4.41	0	0.00	0	0.00	13	19.12	3	4.41	0	0.00	68
Unit 09																			
Unit/Subunit 09B																			
SUCCESSFUL	4	11.43	0	0.00	0	0.00	0	0.00	31	88.57	0	0.00	0	0.00	0	0.00	0	0.00	35
UNSUCCESSFUL	n/a	n/a	n/a	n/a	n/a	n/a	n/a	n/a	n/a	n/a	n/a	n/a	n/a	n/a	n/a	n/a	n/a	n/a	n/a
TOTAL	4	11.43	0	0.00	0	0.00	0	0.00	31	88.57	0	0.00	0	0.00	0	0.00	0	0.00	35
Unit/Subunit 09C																			
SUCCESSFUL	0	0.00	0	0.00	0	0.00	5	71.43	1	14.29	0	0.00	1	14.29	0	0.00	0	0.00	7
UNSUCCESSFUL	n/a	n/a	n/a	n/a	n/a	n/a	n/a	n/a	n/a	n/a	n/a	n/a	n/a	n/a	n/a	n/a	n/a	n/a	n/a
TOTAL	0	0.00	0	0.00	0	0.00	5	71.43	1	14.29	0	0.00	1	14.29	0	0.00	0	0.00	7

1993-94 TRANSPORTATION METHODS BY SPECIES: OTTER

UNIT	SUCCESS	AIRPLANE NUMBER	%	HORSE/ DOG TEAM NUMBER	%	BOAT NUMBER	%	3-OR-4 WHEELER NUMBER	%	SNOWMACHINE NUMBER	%	OFF ROAD VEHICLE NUMBER	%	HIGHWAY VEHICLE NUMBER	%	WALKING NUMBER	%	UNKNOWN NUMBER	%	TOTAL NUMBER
Unit 09																				
Unit/Subunit 09D																				
	SUCCESSFUL	0	0.00	0	0.00	0	0.00	0	0.00	0	0.00	0	0.00	4	100.00	0	0.00	0	0.00	4
	UNSUCCESSFUL	n/a	n/a	n/a	n/a	n/a	n/a	n/a	n/a	n/a	n/a	n/a	n/a	n/a	n/a	n/a	n/a	n/a	n/a	n/a
	TOTAL	0	0.00	0	0.00	0	0.00	0	0.00	0	0.00	0	0.00	4	100.00	0	0.00	0	0.00	4
Unit/Subunit 09E																				
	SUCCESSFUL	4	21.05	0	0.00	1	5.26	2	10.53	8	42.11	0	0.00	0	0.00	4	21.05	0	0.00	19
	UNSUCCESSFUL	n/a	n/a	n/a	n/a	n/a	n/a	n/a	n/a	n/a	n/a	n/a	n/a	n/a	n/a	n/a	n/a	n/a	n/a	n/a
	TOTAL	4	21.05	0	0.00	1	5.26	2	10.53	8	42.11	0	0.00	0	0.00	4	21.05	0	0.00	19
TOTAL UNIT																				
	SUCCESSFUL	8	12.31	0	0.00	1	1.54	7	10.77	40	61.54	0	0.00	5	7.69	4	6.15	0	0.00	65
	UNSUCCESSFUL	n/a	n/a	n/a	n/a	n/a	n/a	n/a	n/a	n/a	n/a	n/a	n/a	n/a	n/a	n/a	n/a	n/a	n/a	n/a
	TOTAL	8	12.31	0	0.00	1	1.54	7	10.77	40	61.54	0	0.00	5	7.69	4	6.15	0	0.00	65
Unit 13																				
Unit/Subunit 13A																				
	SUCCESSFUL	0	0.00	0	0.00	0	0.00	0	0.00	9	90.00	0	0.00	0	0.00	1	10.00	0	0.00	10
	UNSUCCESSFUL	n/a	n/a	n/a	n/a	n/a	n/a	n/a	n/a	n/a	n/a	n/a	n/a	n/a	n/a	n/a	n/a	n/a	n/a	n/a
	TOTAL	0	0.00	0	0.00	0	0.00	0	0.00	9	90.00	0	0.00	0	0.00	1	10.00	0	0.00	10
Unit/Subunit 13B																				
	SUCCESSFUL	0	0.00	0	0.00	0	0.00	0	0.00	3	100.00	0	0.00	0	0.00	0	0.00	0	0.00	3
	UNSUCCESSFUL	n/a	n/a	n/a	n/a	n/a	n/a	n/a	n/a	n/a	n/a	n/a	n/a	n/a	n/a	n/a	n/a	n/a	n/a	n/a
	TOTAL	0	0.00	0	0.00	0	0.00	0	0.00	3	100.00	0	0.00	0	0.00	0	0.00	0	0.00	3
Unit/Subunit 13C																				
	SUCCESSFUL	0	0.00	0	0.00	0	0.00	0	0.00	1	25.00	0	0.00	0	0.00	3	75.00	0	0.00	4
	UNSUCCESSFUL	n/a	n/a	n/a	n/a	n/a	n/a	n/a	n/a	n/a	n/a	n/a	n/a	n/a	n/a	n/a	n/a	n/a	n/a	n/a
	TOTAL	0	0.00	0	0.00	0	0.00	0	0.00	1	25.00	0	0.00	0	0.00	3	75.00	0	0.00	4
Unit/Subunit 13D																				
	SUCCESSFUL	0	0.00	0	0.00	0	0.00	0	0.00	8	88.89	0	0.00	0	0.00	1	11.11	0	0.00	9
	UNSUCCESSFUL	n/a	n/a	n/a	n/a	n/a	n/a	n/a	n/a	n/a	n/a	n/a	n/a	n/a	n/a	n/a	n/a	n/a	n/a	n/a
	TOTAL	0	0.00	0	0.00	0	0.00	0	0.00	8	88.89	0	0.00	0	0.00	1	11.11	0	0.00	9
Unit/Subunit 13E																				
	SUCCESSFUL	1	6.25	6	37.50	0	0.00	0	0.00	7	43.75	0	0.00	0	0.00	2	12.50	0	0.00	16
	UNSUCCESSFUL	n/a	n/a	n/a	n/a	n/a	n/a	n/a	n/a	n/a	n/a	n/a	n/a	n/a	n/a	n/a	n/a	n/a	n/a	n/a
	TOTAL	1	6.25	6	37.50	0	0.00	0	0.00	7	43.75	0	0.00	0	0.00	2	12.50	0	0.00	16
TOTAL UNIT																				
	SUCCESSFUL	1	2.38	6	14.29	0	0.00	0	0.00	28	66.67	0	0.00	0	0.00	7	16.67	0	0.00	42
	UNSUCCESSFUL	n/a	n/a	n/a	n/a	n/a	n/a	n/a	n/a	n/a	n/a	n/a	n/a	n/a	n/a	n/a	n/a	n/a	n/a	n/a
	TOTAL	1	2.38	6	14.29	0	0.00	0	0.00	28	66.67	0	0.00	0	0.00	7	16.67	0	0.00	42
Unit 14																				
Unit/Subunit 14A																				
	SUCCESSFUL	0	0.00	0	0.00	0	0.00	0	0.00	14	58.33	0	0.00	2	8.33	7	29.17	1	4.17	24
	UNSUCCESSFUL	n/a	n/a	n/a	n/a	n/a	n/a	n/a	n/a	n/a	n/a	n/a	n/a	n/a	n/a	n/a	n/a	n/a	n/a	n/a
	TOTAL	0	0.00	0	0.00	0	0.00	0	0.00	14	58.33	0	0.00	2	8.33	7	29.17	1	4.17	24

1993-94 TRANSPORTATION METHODS BY SPECIES: OTTER

UNIT	SUCCESS	AIRPLANE NUMBER	%	HORSE/ DOG TEAM NUMBER	%	BOAT NUMBER	%	3-OR-4 WHEELER NUMBER	%	SNOWMACHINE NUMBER	%	OFF ROAD VEHICLE NUMBER	%	HIGHWAY VEHICLE NUMBER	%	WALKING NUMBER	%	UNKNOWN NUMBER	%	TOTAL NUMBER
Unit 14																				
Unit/Subunit 14B																				
	SUCCESSFUL	0	0.00	2	22.22	0	0.00	0	0.00	6	66.67	0	0.00	0	0.00	0	0.00	1	11.11	9
	UNSUCCESSFUL	n/a	n/a	n/a	n/a	n/a	n/a	n/a	n/a	n/a	n/a	n/a	n/a	n/a	n/a	n/a	n/a	n/a	n/a	n/a
	TOTAL	0	0.00	2	22.22	0	0.00	0	0.00	6	66.67	0	0.00	0	0.00	0	0.00	1	11.11	9
Unit/Subunit 14C																				
	SUCCESSFUL	0	0.00	0	0.00	0	0.00	0	0.00	1	50.00	0	0.00	0	0.00	1	50.00	0	0.00	2
	UNSUCCESSFUL	n/a	n/a	n/a	n/a	n/a	n/a	n/a	n/a	n/a	n/a	n/a	n/a	n/a	n/a	n/a	n/a	n/a	n/a	n/a
	TOTAL	0	0.00	0	0.00	0	0.00	0	0.00	1	50.00	0	0.00	0	0.00	1	50.00	0	0.00	2
TOTAL UNIT																				
	SUCCESSFUL	0	0.00	2	5.71	0	0.00	0	0.00	21	60.00	0	0.00	2	5.71	8	22.86	2	5.71	35
	UNSUCCESSFUL	n/a	n/a	n/a	n/a	n/a	n/a	n/a	n/a	n/a	n/a	n/a	n/a	n/a	n/a	n/a	n/a	n/a	n/a	n/a
	TOTAL	0	0.00	2	5.71	0	0.00	0	0.00	21	60.00	0	0.00	2	5.71	8	22.86	2	5.71	35
Unit 15																				
Unit/Subunit 15A																				
	SUCCESSFUL	3	37.50	0	0.00	0	0.00	0	0.00	2	25.00	0	0.00	0	0.00	3	37.50	0	0.00	8
	UNSUCCESSFUL	n/a	n/a	n/a	n/a	n/a	n/a	n/a	n/a	n/a	n/a	n/a	n/a	n/a	n/a	n/a	n/a	n/a	n/a	n/a
	TOTAL	3	37.50	0	0.00	0	0.00	0	0.00	2	25.00	0	0.00	0	0.00	3	37.50	0	0.00	8
Unit/Subunit 15B																				
	SUCCESSFUL	0	0.00	0	0.00	0	0.00	0	0.00	0	0.00	0	0.00	1	33.33	2	66.67	0	0.00	3
	UNSUCCESSFUL	n/a	n/a	n/a	n/a	n/a	n/a	n/a	n/a	n/a	n/a	n/a	n/a	n/a	n/a	n/a	n/a	n/a	n/a	n/a
	TOTAL	0	0.00	0	0.00	0	0.00	0	0.00	0	0.00	0	0.00	1	33.33	2	66.67	0	0.00	3
Unit/Subunit 15C																				
	SUCCESSFUL	13	32.50	3	7.50	6	15.00	0	0.00	0	0.00	0	0.00	7	17.50	2	5.00	9	22.50	40
	UNSUCCESSFUL	n/a	n/a	n/a	n/a	n/a	n/a	n/a	n/a	n/a	n/a	n/a	n/a	n/a	n/a	n/a	n/a	n/a	n/a	n/a
	TOTAL	13	32.50	3	7.50	6	15.00	0	0.00	0	0.00	0	0.00	7	17.50	2	5.00	9	22.50	40
TOTAL UNIT																				
	SUCCESSFUL	16	31.37	3	5.88	6	11.76	0	0.00	2	3.92	0	0.00	8	15.69	7	13.73	9	17.65	51
	UNSUCCESSFUL	n/a	n/a	n/a	n/a	n/a	n/a	n/a	n/a	n/a	n/a	n/a	n/a	n/a	n/a	n/a	n/a	n/a	n/a	n/a
	TOTAL	16	31.37	3	5.88	6	11.76	0	0.00	2	3.92	0	0.00	8	15.69	7	13.73	9	17.65	51
Unit 16																				
Unit/Subunit 16A																				
	SUCCESSFUL	0	0.00	0	0.00	0	0.00	0	0.00	2	100.00	0	0.00	0	0.00	0	0.00	0	0.00	2
	UNSUCCESSFUL	n/a	n/a	n/a	n/a	n/a	n/a	n/a	n/a	n/a	n/a	n/a	n/a	n/a	n/a	n/a	n/a	n/a	n/a	n/a
	TOTAL	0	0.00	0	0.00	0	0.00	0	0.00	2	100.00	0	0.00	0	0.00	0	0.00	0	0.00	2
Unit/Subunit 16B																				
	SUCCESSFUL	5	17.24	0	0.00	0	0.00	5	17.24	18	62.07	0	0.00	0	0.00	1	3.45	0	0.00	29
	UNSUCCESSFUL	n/a	n/a	n/a	n/a	n/a	n/a	n/a	n/a	n/a	n/a	n/a	n/a	n/a	n/a	n/a	n/a	n/a	n/a	n/a
	TOTAL	5	17.24	0	0.00	0	0.00	5	17.24	18	62.07	0	0.00	0	0.00	1	3.45	0	0.00	29
TOTAL UNIT																				
	SUCCESSFUL	5	16.13	0	0.00	0	0.00	5	16.13	20	64.52	0	0.00	0	0.00	1	3.23	0	0.00	31
	UNSUCCESSFUL	n/a	n/a	n/a	n/a	n/a	n/a	n/a	n/a	n/a	n/a	n/a	n/a	n/a	n/a	n/a	n/a	n/a	n/a	n/a
	TOTAL	5	16.13	0	0.00	0	0.00	5	16.13	20	64.52	0	0.00	0	0.00	1	3.23	0	0.00	31

1993-94 TRANSPORTATION METHODS BY SPECIES: OTTER

UNIT	SUCCESS	AIRPLANE NUMBER	AIRPLANE %	HORSE/ DOG TEAM NUMBER	HORSE/ DOG TEAM %	BOAT NUMBER	BOAT %	3-OR-4 WHEELER NUMBER	3-OR-4 WHEELER %	SNOWMACHINE NUMBER	SNOWMACHINE %	OFF ROAD VEHICLE NUMBER	OFF ROAD VEHICLE %	HIGHWAY VEHICLE NUMBER	HIGHWAY VEHICLE %	WALKING NUMBER	WALKING %	UNKNOWN NUMBER	UNKNOWN %	TOTAL NUMBER
Unit 17																				
Unit/Subunit 17A																				
	SUCCESSFUL	0	0.00	0	0.00	0	0.00	0	0.00	10	100.00	0	0.00	0	0.00	0	0.00	0	0.00	10
	UNSUCCESSFUL	n/a	n/a	n/a	n/a	n/a	n/a	n/a	n/a	n/a	n/a	n/a	n/a	n/a	n/a	n/a	n/a	n/a	n/a	n/a
	TOTAL	0	0.00	0	0.00	0	0.00	0	0.00	10	100.00	0	0.00	0	0.00	0	0.00	0	0.00	10
Unit/Subunit 17B																				
	SUCCESSFUL	0	0.00	0	0.00	0	0.00	0	0.00	5	83.33	0	0.00	0	0.00	1	16.67	0	0.00	6
	UNSUCCESSFUL	n/a	n/a	n/a	n/a	n/a	n/a	n/a	n/a	n/a	n/a	n/a	n/a	n/a	n/a	n/a	n/a	n/a	n/a	n/a
	TOTAL	0	0.00	0	0.00	0	0.00	0	0.00	5	83.33	0	0.00	0	0.00	1	16.67	0	0.00	6
Unit/Subunit 17C																				
	SUCCESSFUL	0	0.00	0	0.00	10	13.51	0	0.00	63	85.14	0	0.00	0	0.00	1	1.35	0	0.00	74
	UNSUCCESSFUL	n/a	n/a	n/a	n/a	n/a	n/a	n/a	n/a	n/a	n/a	n/a	n/a	n/a	n/a	n/a	n/a	n/a	n/a	n/a
	TOTAL	0	0.00	0	0.00	10	13.51	0	0.00	63	85.14	0	0.00	0	0.00	1	1.35	0	0.00	74
TOTAL UNIT																				
	SUCCESSFUL	0	0.00	0	0.00	10	11.11	0	0.00	78	86.67	0	0.00	0	0.00	2	2.22	0	0.00	90
	UNSUCCESSFUL	n/a	n/a	n/a	n/a	n/a	n/a	n/a	n/a	n/a	n/a	n/a	n/a	n/a	n/a	n/a	n/a	n/a	n/a	n/a
	TOTAL	0	0.00	0	0.00	10	11.11	0	0.00	78	86.67	0	0.00	0	0.00	2	2.22	0	0.00	90
Unit 18																				
TOTAL UNIT																				
	SUCCESSFUL	1	0.92	0	0.00	0	0.00	0	0.00	100	91.74	0	0.00	0	0.00	2	1.83	6	5.50	109
	UNSUCCESSFUL	n/a	n/a	n/a	n/a	n/a	n/a	n/a	n/a	n/a	n/a	n/a	n/a	n/a	n/a	n/a	n/a	n/a	n/a	n/a
	TOTAL	1	0.92	0	0.00	0	0.00	0	0.00	100	91.74	0	0.00	0	0.00	2	1.83	6	5.50	109
Unit 19																				
Unit/Subunit 19A																				
	SUCCESSFUL	1	5.00	0	0.00	0	0.00	0	0.00	19	95.00	0	0.00	0	0.00	0	0.00	0	0.00	20
	UNSUCCESSFUL	n/a	n/a	n/a	n/a	n/a	n/a	n/a	n/a	n/a	n/a	n/a	n/a	n/a	n/a	n/a	n/a	n/a	n/a	n/a
	TOTAL	1	5.00	0	0.00	0	0.00	0	0.00	19	95.00	0	0.00	0	0.00	0	0.00	0	0.00	20
Unit/Subunit 19B																				
	SUCCESSFUL	0	0.00	0	0.00	0	0.00	0	0.00	9	100.00	0	0.00	0	0.00	0	0.00	0	0.00	9
	UNSUCCESSFUL	n/a	n/a	n/a	n/a	n/a	n/a	n/a	n/a	n/a	n/a	n/a	n/a	n/a	n/a	n/a	n/a	n/a	n/a	n/a
	TOTAL	0	0.00	0	0.00	0	0.00	0	0.00	9	100.00	0	0.00	0	0.00	0	0.00	0	0.00	9
Unit/Subunit 19D																				
	SUCCESSFUL	0	0.00	0	0.00	0	0.00	0	0.00	4	100.00	0	0.00	0	0.00	0	0.00	0	0.00	4
	UNSUCCESSFUL	n/a	n/a	n/a	n/a	n/a	n/a	n/a	n/a	n/a	n/a	n/a	n/a	n/a	n/a	n/a	n/a	n/a	n/a	n/a
	TOTAL	0	0.00	0	0.00	0	0.00	0	0.00	4	100.00	0	0.00	0	0.00	0	0.00	0	0.00	4
TOTAL UNIT																				
	SUCCESSFUL	1	3.03	0	0.00	0	0.00	0	0.00	32	96.97	0	0.00	0	0.00	0	0.00	0	0.00	33
	UNSUCCESSFUL	n/a	n/a	n/a	n/a	n/a	n/a	n/a	n/a	n/a	n/a	n/a	n/a	n/a	n/a	n/a	n/a	n/a	n/a	n/a
	TOTAL	1	3.03	0	0.00	0	0.00	0	0.00	32	96.97	0	0.00	0	0.00	0	0.00	0	0.00	33

1993-94 TRANSPORTATION METHODS BY SPECIES: OTTER

UNIT	SUCCESS	AIRPLANE NUMBER	%	HORSE/ DOG TEAM NUMBER	%	BOAT NUMBER	%	3-OR-4 WHEELER NUMBER	%	SNOWMACHINE NUMBER	%	OFF ROAD VEHICLE NUMBER	%	HIGHWAY VEHICLE NUMBER	%	WALKING NUMBER	%	UNKNOWN NUMBER	%	TOTAL NUMBER
Unit 20																				
Unit/Subunit 20A																				
	SUCCESSFUL	0	0.00	0	0.00	0	0.00	0	0.00	8	100.00	0	0.00	0	0.00	0	0.00	0	0.00	8
	UNSUCCESSFUL	n/a	n/a	n/a	n/a	n/a	n/a	n/a	n/a	n/a	n/a	n/a	n/a	n/a	n/a	n/a	n/a	n/a	n/a	n/a
	TOTAL	0	0.00	0	0.00	0	0.00	0	0.00	8	100.00	0	0.00	0	0.00	0	0.00	0	0.00	8
Unit/Subunit 20B																				
	SUCCESSFUL	0	0.00	0	0.00	0	0.00	0	0.00	15	62.50	0	0.00	0	0.00	0	0.00	9	37.50	24
	UNSUCCESSFUL	n/a	n/a	n/a	n/a	n/a	n/a	n/a	n/a	n/a	n/a	n/a	n/a	n/a	n/a	n/a	n/a	n/a	n/a	n/a
	TOTAL	0	0.00	0	0.00	0	0.00	0	0.00	15	62.50	0	0.00	0	0.00	0	0.00	9	37.50	24
Unit/Subunit 20C																				
	SUCCESSFUL	1	14.29	0	0.00	0	0.00	0	0.00	5	71.43	0	0.00	0	0.00	1	14.29	0	0.00	7
	UNSUCCESSFUL	n/a	n/a	n/a	n/a	n/a	n/a	n/a	n/a	n/a	n/a	n/a	n/a	n/a	n/a	n/a	n/a	n/a	n/a	n/a
	TOTAL	1	14.29	0	0.00	0	0.00	0	0.00	5	71.43	0	0.00	0	0.00	1	14.29	0	0.00	7
Unit/Subunit 20D																				
	SUCCESSFUL	0	0.00	0	0.00	0	0.00	0	0.00	1	33.33	0	0.00	0	0.00	0	0.00	2	66.67	3
	UNSUCCESSFUL	n/a	n/a	n/a	n/a	n/a	n/a	n/a	n/a	n/a	n/a	n/a	n/a	n/a	n/a	n/a	n/a	n/a	n/a	n/a
	TOTAL	0	0.00	0	0.00	0	0.00	0	0.00	1	33.33	0	0.00	0	0.00	0	0.00	2	66.67	3
Unit/Subunit 20E																				
	SUCCESSFUL	0	0.00	0	0.00	0	0.00	0	0.00	1	100.00	0	0.00	0	0.00	0	0.00	0	0.00	1
	UNSUCCESSFUL	n/a	n/a	n/a	n/a	n/a	n/a	n/a	n/a	n/a	n/a	n/a	n/a	n/a	n/a	n/a	n/a	n/a	n/a	n/a
	TOTAL	0	0.00	0	0.00	0	0.00	0	0.00	1	100.00	0	0.00	0	0.00	0	0.00	0	0.00	1
TOTAL UNIT																				
	SUCCESSFUL	1	2.33	0	0.00	0	0.00	0	0.00	30	69.77	0	0.00	0	0.00	1	2.33	11	25.58	43
	UNSUCCESSFUL	n/a	n/a	n/a	n/a	n/a	n/a	n/a	n/a	n/a	n/a	n/a	n/a	n/a	n/a	n/a	n/a	n/a	n/a	n/a
	TOTAL	1	2.33	0	0.00	0	0.00	0	0.00	30	69.77	0	0.00	0	0.00	1	2.33	11	25.58	43
Unit 21																				
Unit/Subunit 21A																				
	SUCCESSFUL	0	0.00	1	20.00	0	0.00	0	0.00	1	20.00	0	0.00	0	0.00	3	60.00	0	0.00	5
	UNSUCCESSFUL	n/a	n/a	n/a	n/a	n/a	n/a	n/a	n/a	n/a	n/a	n/a	n/a	n/a	n/a	n/a	n/a	n/a	n/a	n/a
	TOTAL	0	0.00	1	20.00	0	0.00	0	0.00	1	20.00	0	0.00	0	0.00	3	60.00	0	0.00	5
Unit/Subunit 21D																				
	SUCCESSFUL	0	0.00	0	0.00	0	0.00	0	0.00	9	100.00	0	0.00	0	0.00	0	0.00	0	0.00	9
	UNSUCCESSFUL	n/a	n/a	n/a	n/a	n/a	n/a	n/a	n/a	n/a	n/a	n/a	n/a	n/a	n/a	n/a	n/a	n/a	n/a	n/a
	TOTAL	0	0.00	0	0.00	0	0.00	0	0.00	9	100.00	0	0.00	0	0.00	0	0.00	0	0.00	9
Unit/Subunit 21E																				
	SUCCESSFUL	0	0.00	0	0.00	0	0.00	0	0.00	4	21.05	0	0.00	0	0.00	0	0.00	15	78.95	19
	UNSUCCESSFUL	n/a	n/a	n/a	n/a	n/a	n/a	n/a	n/a	n/a	n/a	n/a	n/a	n/a	n/a	n/a	n/a	n/a	n/a	n/a
	TOTAL	0	0.00	0	0.00	0	0.00	0	0.00	4	21.05	0	0.00	0	0.00	0	0.00	15	78.95	19
TOTAL UNIT																				
	SUCCESSFUL	0	0.00	1	3.03	0	0.00	0	0.00	14	42.42	0	0.00	0	0.00	3	9.09	15	45.45	33
	UNSUCCESSFUL	n/a	n/a	n/a	n/a	n/a	n/a	n/a	n/a	n/a	n/a	n/a	n/a	n/a	n/a	n/a	n/a	n/a	n/a	n/a
	TOTAL	0	0.00	1	3.03	0	0.00	0	0.00	14	42.42	0	0.00	0	0.00	3	9.09	15	45.45	33

1993-94 TRANSPORTATION METHODS BY SPECIES: OTTER

UNIT	SUCCESS	AIRPLANE NUMBER	AIRPLANE %	HORSE/ DOG TEAM NUMBER	HORSE/ DOG TEAM %	BOAT NUMBER	BOAT %	3-OR-4 WHEELER NUMBER	3-OR-4 WHEELER %	SNOWMACHINE NUMBER	SNOWMACHINE %	OFF ROAD VEHICLE NUMBER	OFF ROAD VEHICLE %	HIGHWAY VEHICLE NUMBER	HIGHWAY VEHICLE %	WALKING NUMBER	WALKING %	UNKNOWN NUMBER	UNKNOWN %	TOTAL NUMBER
Unit 22																				
Unit/Subunit 22B																				
	SUCCESSFUL	0	0.00	0	0.00	0	0.00	0	0.00	4	100.00	0	0.00	0	0.00	0	0.00	0	0.00	4
	UNSUCCESSFUL	n/a	n/a	n/a	n/a	n/a	n/a	n/a	n/a	n/a	n/a	n/a	n/a	n/a	n/a	n/a	n/a	n/a	n/a	n/a
	TOTAL	0	0.00	0	0.00	0	0.00	0	0.00	4	100.00	0	0.00	0	0.00	0	0.00	0	0.00	4
Unit/Subunit 22C																				
	SUCCESSFUL	0	0.00	0	0.00	0	0.00	0	0.00	4	100.00	0	0.00	0	0.00	0	0.00	0	0.00	4
	UNSUCCESSFUL	n/a	n/a	n/a	n/a	n/a	n/a	n/a	n/a	n/a	n/a	n/a	n/a	n/a	n/a	n/a	n/a	n/a	n/a	n/a
	TOTAL	0	0.00	0	0.00	0	0.00	0	0.00	4	100.00	0	0.00	0	0.00	0	0.00	0	0.00	4
Unit/Subunit 22E																				
	SUCCESSFUL	0	0.00	1	100.00	0	0.00	0	0.00	0	0.00	0	0.00	0	0.00	0	0.00	0	0.00	1
	UNSUCCESSFUL	n/a	n/a	n/a	n/a	n/a	n/a	n/a	n/a	n/a	n/a	n/a	n/a	n/a	n/a	n/a	n/a	n/a	n/a	n/a
	TOTAL	0	0.00	1	100.00	0	0.00	0	0.00	0	0.00	0	0.00	0	0.00	0	0.00	0	0.00	1
TOTAL UNIT																				
	SUCCESSFUL	0	0.00	1	11.11	0	0.00	0	0.00	8	88.89	0	0.00	0	0.00	0	0.00	0	0.00	9
	UNSUCCESSFUL	n/a	n/a	n/a	n/a	n/a	n/a	n/a	n/a	n/a	n/a	n/a	n/a	n/a	n/a	n/a	n/a	n/a	n/a	n/a
	TOTAL	0	0.00	1	11.11	0	0.00	0	0.00	8	88.89	0	0.00	0	0.00	0	0.00	0	0.00	9
Unit 24																				
TOTAL UNIT																				
	SUCCESSFUL	0	0.00	0	0.00	0	0.00	0	0.00	23	100.00	0	0.00	0	0.00	0	0.00	0	0.00	23
	UNSUCCESSFUL	n/a	n/a	n/a	n/a	n/a	n/a	n/a	n/a	n/a	n/a	n/a	n/a	n/a	n/a	n/a	n/a	n/a	n/a	n/a
	TOTAL	0	0.00	0	0.00	0	0.00	0	0.00	23	100.00	0	0.00	0	0.00	0	0.00	0	0.00	23
Unit 25																				
Unit/Subunit 25D																				
	SUCCESSFUL	0	0.00	0	0.00	0	0.00	0	0.00	3	100.00	0	0.00	0	0.00	0	0.00	0	0.00	3
	UNSUCCESSFUL	n/a	n/a	n/a	n/a	n/a	n/a	n/a	n/a	n/a	n/a	n/a	n/a	n/a	n/a	n/a	n/a	n/a	n/a	n/a
	TOTAL	0	0.00	0	0.00	0	0.00	0	0.00	3	100.00	0	0.00	0	0.00	0	0.00	0	0.00	3
TOTAL UNIT																				
	SUCCESSFUL	0	0.00	0	0.00	0	0.00	0	0.00	3	100.00	0	0.00	0	0.00	0	0.00	0	0.00	3
	UNSUCCESSFUL	n/a	n/a	n/a	n/a	n/a	n/a	n/a	n/a	n/a	n/a	n/a	n/a	n/a	n/a	n/a	n/a	n/a	n/a	n/a
	TOTAL	0	0.00	0	0.00	0	0.00	0	0.00	3	100.00	0	0.00	0	0.00	0	0.00	0	0.00	3
TOTAL STATEWIDE																				
	SUCCESSFUL	61	5.57	13	1.19	378	34.52	16	1.46	408	37.26	8	0.73	112	10.23	55	5.02	44	4.02	1095
	UNSUCCESSFUL	n/a	n/a	n/a	n/a	n/a	n/a	n/a	n/a	n/a	n/a	n/a	n/a	n/a	n/a	n/a	n/a	n/a	n/a	n/a
	TOTAL	61	5.57	13	1.19	378	34.52	16	1.46	408	37.26	8	0.73	112	10.23	55	5.02	44	4.02	1095

1993-94 TRANSPORTATION METHODS BY SPECIES: SHEEP

UNIT	SUCCESS	AIRPLANE NUMBER	AIRPLANE %	HORSE/ DOG TEAM NUMBER	HORSE/ DOG TEAM %	BOAT NUMBER	BOAT %	3-OR-4 WHEELER NUMBER	3-OR-4 WHEELER %	SNOWMACHINE NUMBER	SNOWMACHINE %	OFF ROAD VEHICLE NUMBER	OFF ROAD VEHICLE %	HIGHWAY VEHICLE NUMBER	HIGHWAY VEHICLE %	WALKING NUMBER	WALKING %	UNKNOWN NUMBER	UNKNOWN %	TOTAL NUMBER
Unit 07																				
TOTAL UNIT																				
	SUCCESSFUL	4	57.14	0	0.00	0	0.00	0	0.00	0	0.00	0	0.00	2	28.57	0	0.00	1	14.29	7
	UNSUCCESSFUL	6	6.06	5	5.05	19	19.19	1	1.01	0	0.00	1	1.01	60	60.61	0	0.00	7	7.07	99
	TOTAL	10	9.43	5	4.72	19	17.92	1	0.94	0	0.00	1	0.94	62	58.49	0	0.00	8	7.55	106
Unit 09																				
Unit/Subunit 09B																				
	SUCCESSFUL	n/a	n/a	n/a	n/a	n/a	n/a	n/a	n/a	n/a	n/a	n/a	n/a	n/a	n/a	n/a	n/a	n/a	n/a	0
	UNSUCCESSFUL	0	0.00	0	0.00	1	100.00	0	0.00	0	0.00	0	0.00	0	0.00	0	0.00	0	0.00	1
	TOTAL	0	0.00	0	0.00	1	100.00	0	0.00	0	0.00	0	0.00	0	0.00	0	0.00	0	0.00	1
Unit/Subunit 09Z																				
	SUCCESSFUL	n/a	n/a	n/a	n/a	n/a	n/a	n/a	n/a	n/a	n/a	n/a	n/a	n/a	n/a	n/a	n/a	n/a	n/a	0
	UNSUCCESSFUL	0	0.00	0	0.00	0	0.00	0	0.00	0	0.00	0	0.00	0	0.00	0	0.00	1	100.00	1
	TOTAL	0	0.00	0	0.00	0	0.00	0	0.00	0	0.00	0	0.00	0	0.00	0	0.00	1	100.00	1
TOTAL UNIT																				
	SUCCESSFUL	n/a	n/a	n/a	n/a	n/a	n/a	n/a	n/a	n/a	n/a	n/a	n/a	n/a	n/a	n/a	n/a	n/a	n/a	0
	UNSUCCESSFUL	0	0.00	0	0.00	1	50.00	0	0.00	0	0.00	0	0.00	0	0.00	0	0.00	1	50.00	2
	TOTAL	0	0.00	0	0.00	1	50.00	0	0.00	0	0.00	0	0.00	0	0.00	0	0.00	1	50.00	2
Unit 11																				
TOTAL UNIT																				
	SUCCESSFUL	55	38.46	3	2.10	12	8.39	21	14.69	0	0.00	5	3.50	45	31.47	0	0.00	2	1.40	143
	UNSUCCESSFUL	63	26.25	2	0.83	6	2.50	37	15.42	0	0.00	11	4.58	105	43.75	0	0.00	16	6.67	240
	TOTAL	118	30.81	5	1.31	18	4.70	58	15.14	0	0.00	16	4.18	150	39.16	0	0.00	18	4.70	383
Unit 12																				
TOTAL UNIT																				
	SUCCESSFUL	118	60.51	41	21.03	4	2.05	10	5.13	0	0.00	2	1.03	16	8.21	0	0.00	4	2.05	195
	UNSUCCESSFUL	149	47.45	19	6.05	8	2.55	49	15.61	0	0.00	9	2.87	66	21.02	0	0.00	14	4.46	314
	TOTAL	267	52.46	60	11.79	12	2.36	59	11.59	0	0.00	11	2.16	82	16.11	0	0.00	18	3.54	509
Unit 13																				
Unit/Subunit 13A																				
	SUCCESSFUL	17	32.08	0	0.00	0	0.00	19	35.85	0	0.00	6	11.32	10	18.87	0	0.00	1	1.89	53
	UNSUCCESSFUL	18	7.47	11	4.56	2	0.83	138	57.26	1	0.41	29	12.03	37	15.35	0	0.00	5	2.07	241
	TOTAL	35	11.90	11	3.74	2	0.68	157	53.40	1	0.34	35	11.90	47	15.99	0	0.00	6	2.04	294
Unit/Subunit 13B																				
	SUCCESSFUL	0	0.00	0	0.00	0	0.00	0	0.00	0	0.00	1	50.00	1	50.00	0	0.00	0	0.00	2
	UNSUCCESSFUL	0	0.00	1	3.45	3	10.34	2	6.90	0	0.00	0	0.00	17	58.62	0	0.00	6	20.69	29
	TOTAL	0	0.00	1	3.23	3	9.68	2	6.45	0	0.00	1	3.23	18	58.06	0	0.00	6	19.35	31

1993-94 TRANSPORTATION METHODS BY SPECIES: SHEEP

UNIT	SUCCESS	AIRPLANE NUMBER	%	HORSE/ DOG TEAM NUMBER	%	BOAT NUMBER	%	3-OR-4 WHEELER NUMBER	%	SNOWMACHINE NUMBER	%	OFF ROAD VEHICLE NUMBER	%	HIGHWAY VEHICLE NUMBER	%	WALKING NUMBER	%	UNKNOWN NUMBER	%	TOTAL NUMBER
Unit 13																				
Unit/Subunit 13C																				
	SUCCESSFUL	5	71.43	0	0.00	0	0.00	1	14.29	0	0.00	0	0.00	1	14.29	0	0.00	0	0.00	7
	UNSUCCESSFUL	5	15.15	0	0.00	0	0.00	9	27.27	0	0.00	5	15.15	13	39.39	0	0.00	1	3.03	33
	TOTAL	10	25.00	0	0.00	0	0.00	10	25.00	0	0.00	5	12.50	14	35.00	0	0.00	1	2.50	40
Unit/Subunit 13D																				
	SUCCESSFUL	40	64.52	3	4.84	3	4.84	4	6.45	0	0.00	0	0.00	11	17.74	0	0.00	1	1.61	62
	UNSUCCESSFUL	47	39.83	10	8.47	12	10.17	8	6.78	0	0.00	5	4.24	32	27.12	0	0.00	4	3.39	118
	TOTAL	87	48.33	13	7.22	15	8.33	12	6.67	0	0.00	5	2.78	43	23.89	0	0.00	5	2.78	180
Unit/Subunit 13E																				
	SUCCESSFUL	8	47.06	0	0.00	0	0.00	4	23.53	0	0.00	4	23.53	1	5.88	0	0.00	0	0.00	17
	UNSUCCESSFUL	13	14.44	5	5.56	0	0.00	36	40.00	0	0.00	14	15.56	18	20.00	0	0.00	4	4.44	90
	TOTAL	21	19.63	5	4.67	0	0.00	40	37.38	0	0.00	18	16.82	19	17.76	0	0.00	4	3.74	107
Unit/Subunit 13Z																				
	SUCCESSFUL	1	100.00	0	0.00	0	0.00	0	0.00	0	0.00	0	0.00	0	0.00	0	0.00	0	0.00	1
	UNSUCCESSFUL	2	12.50	0	0.00	0	0.00	4	25.00	0	0.00	3	18.75	3	18.75	0	0.00	4	25.00	16
	TOTAL	3	17.65	0	0.00	0	0.00	4	23.53	0	0.00	3	17.65	3	17.65	0	0.00	4	23.53	17
TOTAL UNIT																				
	SUCCESSFUL	71	50.00	3	2.11	3	2.11	28	19.72	0	0.00	11	7.75	24	16.90	0	0.00	2	1.41	142
	UNSUCCESSFUL	85	16.13	27	5.12	17	3.23	197	37.38	1	0.19	56	10.63	120	22.77	0	0.00	24	4.55	527
	TOTAL	156	23.32	30	4.48	20	2.99	225	33.63	1	0.15	67	10.01	144	21.52	0	0.00	26	3.89	669
Unit 14																				
Unit/Subunit 14A																				
	SUCCESSFUL	8	27.59	3	10.34	3	10.34	5	17.24	0	0.00	1	3.45	8	27.59	0	0.00	1	3.45	29
	UNSUCCESSFUL	9	7.26	8	6.45	15	12.10	41	33.06	0	0.00	8	6.45	41	33.06	0	0.00	2	1.61	124
	TOTAL	17	11.11	11	7.19	18	11.76	46	30.07	0	0.00	9	5.88	49	32.03	0	0.00	3	1.96	153
Unit/Subunit 14B																				
	SUCCESSFUL	11	84.62	0	0.00	0	0.00	0	0.00	0	0.00	0	0.00	1	7.69	0	0.00	1	7.69	13
	UNSUCCESSFUL	11	73.33	0	0.00	0	0.00	3	20.00	0	0.00	0	0.00	1	6.67	0	0.00	0	0.00	15
	TOTAL	22	78.57	0	0.00	0	0.00	3	10.71	0	0.00	0	0.00	2	7.14	0	0.00	1	3.57	28
Unit/Subunit 14C																				
	SUCCESSFUL	8	10.96	0	0.00	2	2.74	9	12.33	0	0.00	2	2.74	50	68.49	0	0.00	2	2.74	73
	UNSUCCESSFUL	4	2.38	3	1.79	8	4.76	15	8.93	0	0.00	1	0.60	126	75.00	0	0.00	11	6.55	168
	TOTAL	12	4.98	3	1.24	10	4.15	24	9.96	0	0.00	3	1.24	176	73.03	0	0.00	13	5.39	241
Unit/Subunit 14Z																				
	SUCCESSFUL	1	100.00	0	0.00	0	0.00	0	0.00	0	0.00	0	0.00	0	0.00	0	0.00	0	0.00	1
	UNSUCCESSFUL	1	50.00	0	0.00	0	0.00	1	50.00	0	0.00	0	0.00	0	0.00	0	0.00	0	0.00	2
	TOTAL	2	66.67	0	0.00	0	0.00	1	33.33	0	0.00	0	0.00	0	0.00	0	0.00	0	0.00	3
TOTAL UNIT																				
	SUCCESSFUL	28	24.14	3	2.59	5	4.31	14	12.07	0	0.00	3	2.59	59	50.86	0	0.00	4	3.45	116
	UNSUCCESSFUL	25	8.09	11	3.56	23	7.44	60	19.42	0	0.00	9	2.91	168	54.37	0	0.00	13	4.21	309
	TOTAL	53	12.47	14	3.29	28	6.59	74	17.41	0	0.00	12	2.82	227	53.41	0	0.00	17	4.00	425

1993-94 TRANSPORTATION METHODS BY SPECIES: SHEEP

UNIT / SUCCESS	AIRPLANE NUMBER	AIRPLANE %	HORSE/ DOG TEAM NUMBER	HORSE/ DOG TEAM %	BOAT NUMBER	BOAT %	3-OR-4 WHEELER NUMBER	3-OR-4 WHEELER %	SNOWMACHINE NUMBER	SNOWMACHINE %	OFF ROAD VEHICLE NUMBER	OFF ROAD VEHICLE %	HIGHWAY VEHICLE NUMBER	HIGHWAY VEHICLE %	WALKING NUMBER	WALKING %	UNKNOWN NUMBER	UNKNOWN %	TOTAL NUMBER
Unit 15																			
Unit/Subunit 15A																			
SUCCESSFUL	0	0.00	0	0.00	0	0.00	0	0.00	0	0.00	0	0.00	11	100.00	0	0.00	0	0.00	11
UNSUCCESSFUL	0	0.00	3	5.66	1	1.89	0	0.00	0	0.00	0	0.00	46	86.79	0	0.00	3	5.66	53
TOTAL	0	0.00	3	4.69	1	1.56	0	0.00	0	0.00	0	0.00	57	89.06	0	0.00	3	4.69	64
Unit/Subunit 15B																			
SUCCESSFUL	6	33.33	0	0.00	10	55.56	0	0.00	0	0.00	0	0.00	1	5.56	0	0.00	1	5.56	18
UNSUCCESSFUL	21	31.34	2	2.99	35	52.24	0	0.00	0	0.00	0	0.00	8	11.94	0	0.00	1	1.49	67
TOTAL	27	31.76	2	2.35	45	52.94	0	0.00	0	0.00	0	0.00	9	10.59	0	0.00	2	2.35	85
Unit/Subunit 15C																			
SUCCESSFUL	2	40.00	1	20.00	2	40.00	0	0.00	0	0.00	0	0.00	0	0.00	0	0.00	0	0.00	5
UNSUCCESSFUL	13	65.00	0	0.00	7	35.00	0	0.00	0	0.00	0	0.00	0	0.00	0	0.00	0	0.00	20
TOTAL	15	60.00	1	4.00	9	36.00	0	0.00	0	0.00	0	0.00	0	0.00	0	0.00	0	0.00	25
Unit/Subunit 15Z																			
SUCCESSFUL	n/a	n/a	n/a	n/a	n/a	n/a	n/a	n/a	n/a	n/a	n/a	n/a	n/a	n/a	n/a	n/a	n/a	n/a	0
UNSUCCESSFUL	0	0.00	0	0.00	1	33.33	0	0.00	0	0.00	0	0.00	2	66.67	0	0.00	0	0.00	3
TOTAL	0	0.00	0	0.00	1	33.33	0	0.00	0	0.00	0	0.00	2	66.67	0	0.00	0	0.00	3
TOTAL UNIT																			
SUCCESSFUL	8	23.53	1	2.94	12	35.29	0	0.00	0	0.00	0	0.00	12	35.29	0	0.00	1	2.94	34
UNSUCCESSFUL	34	23.78	5	3.50	44	30.77	0	0.00	0	0.00	0	0.00	56	39.16	0	0.00	4	2.80	143
TOTAL	42	23.73	6	3.39	56	31.64	0	0.00	0	0.00	0	0.00	68	38.42	0	0.00	5	2.82	177
Unit 16																			
Unit/Subunit 16A																			
SUCCESSFUL	n/a	n/a	n/a	n/a	n/a	n/a	n/a	n/a	n/a	n/a	n/a	n/a	n/a	n/a	n/a	n/a	n/a	n/a	0
UNSUCCESSFUL	0	0.00	0	0.00	0	0.00	1	100.00	0	0.00	0	0.00	0	0.00	0	0.00	0	0.00	1
TOTAL	0	0.00	0	0.00	0	0.00	1	100.00	0	0.00	0	0.00	0	0.00	0	0.00	0	0.00	1
Unit/Subunit 16B																			
SUCCESSFUL	15	88.24	2	11.76	0	0.00	0	0.00	0	0.00	0	0.00	0	0.00	0	0.00	0	0.00	17
UNSUCCESSFUL	20	100.00	0	0.00	0	0.00	0	0.00	0	0.00	0	0.00	0	0.00	0	0.00	0	0.00	20
TOTAL	35	94.59	2	5.41	0	0.00	0	0.00	0	0.00	0	0.00	0	0.00	0	0.00	0	0.00	37
TOTAL UNIT																			
SUCCESSFUL	15	88.24	2	11.76	0	0.00	0	0.00	0	0.00	0	0.00	0	0.00	0	0.00	0	0.00	17
UNSUCCESSFUL	20	95.24	0	0.00	0	0.00	1	4.76	0	0.00	0	0.00	0	0.00	0	0.00	0	0.00	21
TOTAL	35	92.11	2	5.26	0	0.00	1	2.63	0	0.00	0	0.00	0	0.00	0	0.00	0	0.00	38
Unit 17																			
Unit/Subunit 17B																			
SUCCESSFUL	n/a	n/a	n/a	n/a	n/a	n/a	n/a	n/a	n/a	n/a	n/a	n/a	n/a	n/a	n/a	n/a	n/a	n/a	0
UNSUCCESSFUL	0	0.00	0	0.00	1	100.00	0	0.00	0	0.00	0	0.00	0	0.00	0	0.00	0	0.00	1
TOTAL	0	0.00	0	0.00	1	100.00	0	0.00	0	0.00	0	0.00	0	0.00	0	0.00	0	0.00	1
TOTAL UNIT																			
SUCCESSFUL	n/a	n/a	n/a	n/a	n/a	n/a	n/a	n/a	n/a	n/a	n/a	n/a	n/a	n/a	n/a	n/a	n/a	n/a	0
UNSUCCESSFUL	0	0.00	0	0.00	1	100.00	0	0.00	0	0.00	0	0.00	0	0.00	0	0.00	0	0.00	1
TOTAL	0	0.00	0	0.00	1	100.00	0	0.00	0	0.00	0	0.00	0	0.00	0	0.00	0	0.00	1

1993-94 TRANSPORTATION METHODS BY SPECIES: SHEEP

UNIT	SUCCESS	AIRPLANE NUMBER	%	HORSE/ DOG TEAM NUMBER	%	BOAT NUMBER	%	3-OR-4 WHEELER NUMBER	%	SNOWMACHINE NUMBER	%	OFF ROAD VEHICLE NUMBER	%	HIGHWAY VEHICLE NUMBER	%	WALKING NUMBER	%	UNKNOWN NUMBER	%	TOTAL NUMBER
Unit 19																				
Unit/Subunit 19B																				
	SUCCESSFUL	6	100.00	0	0.00	0	0.00	0	0.00	0	0.00	0	0.00	0	0.00	0	0.00	0	0.00	6
	UNSUCCESSFUL	0	n/a	0	n/a	0	n/a	0	n/a	0	n/a	0	n/a	0	n/a	n/a	n/a	0	n/a	0
	TOTAL	6	100.00	0	0.00	0	0.00	0	0.00	0	0.00	0	0.00	0	0.00	0	0.00	0	0.00	6
Unit/Subunit 19C																				
	SUCCESSFUL	96	81.36	10	8.47	2	1.69	5	4.24	0	0.00	4	3.39	0	0.00	0	0.00	1	0.85	118
	UNSUCCESSFUL	86	89.58	3	3.13	2	2.08	1	1.04	0	0.00	3	3.13	0	0.00	0	0.00	1	1.04	96
	TOTAL	182	85.05	13	6.07	4	1.87	6	2.80	0	0.00	7	3.27	0	0.00	0	0.00	2	0.93	214
Unit/Subunit 19Z																				
	SUCCESSFUL	1	100.00	0	0.00	0	0.00	0	0.00	0	0.00	0	0.00	0	0.00	0	0.00	0	0.00	1
	UNSUCCESSFUL	1	100.00	0	0.00	0	0.00	0	0.00	0	0.00	0	0.00	0	0.00	0	0.00	0	0.00	1
	TOTAL	2	100.00	0	0.00	0	0.00	0	0.00	0	0.00	0	0.00	0	0.00	0	0.00	0	0.00	2
TOTAL UNIT																				
	SUCCESSFUL	103	82.40	10	8.00	2	1.60	5	4.00	0	0.00	4	3.20	0	0.00	0	0.00	1	0.80	125
	UNSUCCESSFUL	87	89.69	3	3.09	2	2.06	1	1.03	0	0.00	3	3.09	0	0.00	0	0.00	1	1.03	97
	TOTAL	190	85.59	13	5.86	4	1.80	6	2.70	0	0.00	7	3.15	0	0.00	0	0.00	2	0.90	222
Unit 20																				
Unit/Subunit 20A																				
	SUCCESSFUL	25	50.00	14	28.00	0	0.00	2	4.00	0	0.00	0	0.00	8	16.00	0	0.00	1	2.00	50
	UNSUCCESSFUL	38	32.76	12	10.34	1	0.86	19	16.38	0	0.00	13	11.21	26	22.41	0	0.00	7	6.03	116
	TOTAL	63	37.95	26	15.66	1	0.60	21	12.65	0	0.00	13	7.83	34	20.48	0	0.00	8	4.82	166
Unit/Subunit 20B																				
	SUCCESSFUL	n/a	n/a	n/a	n/a	n/a	n/a	n/a	n/a	n/a	n/a	n/a	n/a	n/a	n/a	n/a	n/a	n/a	n/a	0
	UNSUCCESSFUL	4	40.00	0	0.00	0	0.00	5	50.00	0	0.00	0	0.00	1	10.00	0	0.00	0	0.00	10
	TOTAL	4	40.00	0	0.00	0	0.00	5	50.00	0	0.00	0	0.00	1	10.00	0	0.00	0	0.00	10
Unit/Subunit 20C																				
	SUCCESSFUL	n/a	n/a	n/a	n/a	n/a	n/a	n/a	n/a	n/a	n/a	n/a	n/a	n/a	n/a	n/a	n/a	n/a	n/a	0
	UNSUCCESSFUL	0	0.00	0	0.00	0	0.00	0	0.00	0	0.00	0	0.00	1	100.00	0	0.00	0	0.00	1
	TOTAL	0	0.00	0	0.00	0	0.00	0	0.00	0	0.00	0	0.00	1	100.00	0	0.00	0	0.00	1
Unit/Subunit 20D																				
	SUCCESSFUL	37	62.71	0	0.00	0	0.00	4	6.78	0	0.00	0	0.00	15	25.42	0	0.00	3	5.08	59
	UNSUCCESSFUL	37	52.86	1	1.43	1	1.43	6	8.57	0	0.00	0	0.00	20	28.57	0	0.00	5	7.14	70
	TOTAL	74	57.36	1	0.78	1	0.78	10	7.75	0	0.00	0	0.00	35	27.13	0	0.00	8	6.20	129
Unit/Subunit 20E																				
	SUCCESSFUL	4	50.00	0	0.00	0	0.00	0	0.00	0	0.00	0	0.00	4	50.00	0	0.00	0	0.00	8
	UNSUCCESSFUL	10	62.50	0	0.00	0	0.00	1	6.25	0	0.00	0	0.00	4	25.00	0	0.00	1	6.25	16
	TOTAL	14	58.33	0	0.00	0	0.00	1	4.17	0	0.00	0	0.00	8	33.33	0	0.00	1	4.17	24
Unit/Subunit 20Z																				
	SUCCESSFUL	n/a	n/a	n/a	n/a	n/a	n/a	n/a	n/a	n/a	n/a	n/a	n/a	n/a	n/a	n/a	n/a	n/a	n/a	0
	UNSUCCESSFUL	1	100.00	0	0.00	0	0.00	0	0.00	0	0.00	0	0.00	0	0.00	0	0.00	0	0.00	1
	TOTAL	1	100.00	0	0.00	0	0.00	0	0.00	0	0.00	0	0.00	0	0.00	0	0.00	0	0.00	1

1993-94 TRANSPORTATION METHODS BY SPECIES: SHEEP

UNIT	SUCCESS	AIRPLANE NUMBER	AIRPLANE %	HORSE/ DOG TEAM NUMBER	HORSE/ DOG TEAM %	BOAT NUMBER	BOAT %	3-OR-4 WHEELER NUMBER	3-OR-4 WHEELER %	SNOWMACHINE NUMBER	SNOWMACHINE %	OFF ROAD VEHICLE NUMBER	OFF ROAD VEHICLE %	HIGHWAY VEHICLE NUMBER	HIGHWAY VEHICLE %	WALKING NUMBER	WALKING %	UNKNOWN NUMBER	UNKNOWN %	TOTAL NUMBER
Unit 20																				
TOTAL UNIT																				
	SUCCESSFUL	66	56.41	14	11.97	0	0.00	6	5.13	0	0.00	0	0.00	27	23.08	0	0.00	4	3.42	117
	UNSUCCESSFUL	90	42.06	13	6.07	2	0.93	31	14.49	0	0.00	13	6.07	52	24.30	0	0.00	13	6.07	214
	TOTAL	156	47.13	27	8.16	2	0.60	37	11.18	0	0.00	13	3.93	79	23.87	0	0.00	17	5.14	331
Unit 23																				
TOTAL UNIT																				
	SUCCESSFUL	9	45.00	0	0.00	0	0.00	0	0.00	11	55.00	0	0.00	0	0.00	0	0.00	0	0.00	20
	UNSUCCESSFUL	6	40.00	0	0.00	0	0.00	0	0.00	8	53.33	0	0.00	0	0.00	0	0.00	1	6.67	15
	TOTAL	15	42.86	0	0.00	0	0.00	0	0.00	19	54.29	0	0.00	0	0.00	0	0.00	1	2.86	35
Unit 24																				
TOTAL UNIT																				
	SUCCESSFUL	10	38.46	2	7.69	3	11.54	0	0.00	0	0.00	3	11.54	8	30.77	0	0.00	0	0.00	26
	UNSUCCESSFUL	18	30.00	0	0.00	5	8.33	0	0.00	1	1.67	0	0.00	21	35.00	0	0.00	15	25.00	60
	TOTAL	28	32.56	2	2.33	8	9.30	0	0.00	1	1.16	3	3.49	29	33.72	0	0.00	15	17.44	86
Unit 25																				
Unit/Subunit 25A																				
	SUCCESSFUL	20	74.07	6	22.22	1	3.70	0	0.00	0	0.00	0	0.00	0	0.00	0	0.00	0	0.00	27
	UNSUCCESSFUL	25	58.14	5	11.63	0	0.00	0	0.00	0	0.00	0	0.00	11	25.58	0	0.00	2	4.65	43
	TOTAL	45	64.29	11	15.71	1	1.43	0	0.00	0	0.00	0	0.00	11	15.71	0	0.00	2	2.86	70
Unit/Subunit 25B																				
	SUCCESSFUL	n/a	n/a	n/a	n/a	n/a	n/a	n/a	n/a	n/a	n/a	n/a	n/a	n/a	n/a	n/a	n/a	n/a	n/a	0
	UNSUCCESSFUL	0	0.00	0	0.00	5	100.00	0	0.00	0	0.00	0	0.00	0	0.00	0	0.00	0	0.00	5
	TOTAL	0	0.00	0	0.00	5	100.00	0	0.00	0	0.00	0	0.00	0	0.00	0	0.00	0	0.00	5
Unit/Subunit 25C																				
	SUCCESSFUL	4	80.00	0	0.00	0	0.00	1	20.00	0	0.00	0	0.00	0	0.00	0	0.00	0	0.00	5
	UNSUCCESSFUL	5	16.67	0	0.00	1	3.33	14	46.67	0	0.00	3	10.00	4	13.33	0	0.00	3	10.00	30
	TOTAL	9	25.71	0	0.00	1	2.86	15	42.86	0	0.00	3	8.57	4	11.43	0	0.00	3	8.57	35
Unit/Subunit 25D																				
	SUCCESSFUL	3	100.00	0	0.00	0	0.00	0	0.00	0	0.00	0	0.00	0	0.00	0	0.00	0	0.00	3
	UNSUCCESSFUL	4	100.00	0	0.00	0	0.00	0	0.00	0	0.00	0	0.00	0	0.00	0	0.00	0	0.00	4
	TOTAL	7	100.00	0	0.00	0	0.00	0	0.00	0	0.00	0	0.00	0	0.00	0	0.00	0	0.00	7
Unit/Subunit 25Z																				
	SUCCESSFUL	1	100.00	0	0.00	0	0.00	0	0.00	0	0.00	0	0.00	0	0.00	0	0.00	0	0.00	1
	UNSUCCESSFUL	3	50.00	0	0.00	1	16.67	0	0.00	0	0.00	0	0.00	1	16.67	0	0.00	1	16.67	6
	TOTAL	4	57.14	0	0.00	1	14.29	0	0.00	0	0.00	0	0.00	1	14.29	0	0.00	1	14.29	7
TOTAL UNIT																				
	SUCCESSFUL	28	77.78	6	16.67	1	2.78	1	2.78	0	0.00	0	0.00	0	0.00	0	0.00	0	0.00	36
	UNSUCCESSFUL	37	42.05	5	5.68	7	7.95	14	15.91	0	0.00	3	3.41	16	18.18	0	0.00	6	6.82	88
	TOTAL	65	52.42	11	8.87	8	6.45	15	12.10	0	0.00	3	2.42	16	12.90	0	0.00	6	4.84	124

1993-94 TRANSPORTATION METHODS BY SPECIES: SHEEP

UNIT	SUCCESS	AIRPLANE NUMBER	%	HORSE/ DOG TEAM NUMBER	%	BOAT NUMBER	%	3-OR-4 WHEELER NUMBER	%	SNOWMACHINE NUMBER	%	OFF ROAD VEHICLE NUMBER	%	HIGHWAY VEHICLE NUMBER	%	WALKING NUMBER	%	UNKNOWN NUMBER	%	TOTAL NUMBER
Unit 26																				
Unit/Subunit 26A																				
	SUCCESSFUL	8	100.00	0	0.00	0	0.00	0	0.00	0	0.00	0	0.00	0	0.00	0	0.00	0	0.00	8
	UNSUCCESSFUL	11	84.62	2	15.38	0	0.00	0	0.00	0	0.00	0	0.00	0	0.00	0	0.00	0	0.00	13
	TOTAL	19	90.48	2	9.52	0	0.00	0	0.00	0	0.00	0	0.00	0	0.00	0	0.00	0	0.00	21
Unit/Subunit 26B																				
	SUCCESSFUL	29	70.73	0	0.00	1	2.44	0	0.00	0	0.00	0	0.00	11	26.83	0	0.00	0	0.00	41
	UNSUCCESSFUL	51	34.46	0	0.00	3	2.03	0	0.00	0	0.00	0	0.00	76	51.35	0	0.00	18	12.16	148
	TOTAL	80	42.33	0	0.00	4	2.12	0	0.00	0	0.00	0	0.00	87	46.03	0	0.00	18	9.52	189
Unit/Subunit 26C																				
	SUCCESSFUL	57	86.36	0	0.00	0	0.00	0	0.00	9	13.64	0	0.00	0	0.00	0	0.00	0	0.00	66
	UNSUCCESSFUL	38	90.48	0	0.00	1	2.38	0	0.00	3	7.14	0	0.00	0	0.00	0	0.00	0	0.00	42
	TOTAL	95	87.96	0	0.00	1	0.93	0	0.00	12	11.11	0	0.00	0	0.00	0	0.00	0	0.00	108
Unit/Subunit 26Z																				
	SUCCESSFUL	3	100.00	0	0.00	0	0.00	0	0.00	0	0.00	0	0.00	0	0.00	0	0.00	0	0.00	3
	UNSUCCESSFUL	0	0.00	0	0.00	0	0.00	0	0.00	0	0.00	0	0.00	1	50.00	0	0.00	1	50.00	2
	TOTAL	3	60.00	0	0.00	0	0.00	0	0.00	0	0.00	0	0.00	1	20.00	0	0.00	1	20.00	5
TOTAL UNIT																				
	SUCCESSFUL	97	82.20	0	0.00	1	0.85	0	0.00	9	7.63	0	0.00	11	9.32	0	0.00	0	0.00	118
	UNSUCCESSFUL	100	48.78	2	0.98	4	1.95	0	0.00	3	1.46	0	0.00	77	37.56	0	0.00	19	9.27	205
	TOTAL	197	60.99	2	0.62	5	1.55	0	0.00	12	3.72	0	0.00	88	27.24	0	0.00	19	5.88	323
Unit 27																				
TOTAL UNIT																				
	SUCCESSFUL	3	60.00	0	0.00	1	20.00	0	0.00	0	0.00	1	20.00	0	0.00	0	0.00	0	0.00	5
	UNSUCCESSFUL	15	36.59	2	4.88	0	0.00	5	12.20	0	0.00	0	0.00	10	24.39	0	0.00	9	21.95	41
	TOTAL	18	39.13	2	4.35	1	2.17	5	10.87	0	0.00	1	2.17	10	21.74	0	0.00	9	19.57	46
TOTAL STATEWIDE																				
	SUCCESSFUL	615	55.86	85	7.72	44	4.00	85	7.72	20	1.82	29	2.63	204	18.53	0	0.00	19	1.73	1101
	UNSUCCESSFUL	735	30.93	94	3.96	139	5.85	396	16.67	13	0.55	105	4.42	751	31.61	0	0.00	143	6.02	2376
	TOTAL	1350	38.83	179	5.15	183	5.26	481	13.83	33	0.95	134	3.85	955	27.47	0	0.00	162	4.66	3477

1993-94 TRANSPORTATION METHODS BY SPECIES: WOLF

UNIT	SUCCESS	AIRPLANE NUMBER	AIRPLANE %	HORSE/ DOG TEAM NUMBER	HORSE/ DOG TEAM %	BOAT NUMBER	BOAT %	3-OR-4 WHEELER NUMBER	3-OR-4 WHEELER %	SNOWMACHINE NUMBER	SNOWMACHINE %	OFF ROAD VEHICLE NUMBER	OFF ROAD VEHICLE %	HIGHWAY VEHICLE NUMBER	HIGHWAY VEHICLE %	WALKING NUMBER	WALKING %	UNKNOWN NUMBER	UNKNOWN %	TOTAL NUMBER
Unit 01																				
Unit/Subunit 01A																				
	SUCCESSFUL	1	3.13	0	0.00	28	87.50	1	3.13	0	0.00	0	0.00	2	6.25	0	0.00	0	0.00	32
	UNSUCCESSFUL	n/a	n/a	n/a	n/a	n/a	n/a	n/a	n/a	n/a	n/a	n/a	n/a	n/a	n/a	n/a	n/a	n/a	n/a	n/a
	TOTAL	1	3.13	0	0.00	28	87.50	1	3.13	0	0.00	0	0.00	2	6.25	0	0.00	0	0.00	32
Unit/Subunit 01B																				
	SUCCESSFUL	1	5.88	0	0.00	15	88.24	0	0.00	0	0.00	1	5.88	0	0.00	0	0.00	0	0.00	17
	UNSUCCESSFUL	n/a	n/a	n/a	n/a	n/a	n/a	n/a	n/a	n/a	n/a	n/a	n/a	n/a	n/a	n/a	n/a	n/a	n/a	n/a
	TOTAL	1	5.88	0	0.00	15	88.24	0	0.00	0	0.00	1	5.88	0	0.00	0	0.00	0	0.00	17
Unit/Subunit 01C																				
	SUCCESSFUL	0	0.00	0	0.00	4	57.14	0	0.00	0	0.00	0	0.00	2	28.57	1	14.29	0	0.00	7
	UNSUCCESSFUL	n/a	n/a	n/a	n/a	n/a	n/a	n/a	n/a	n/a	n/a	n/a	n/a	n/a	n/a	n/a	n/a	n/a	n/a	n/a
	TOTAL	0	0.00	0	0.00	4	57.14	0	0.00	0	0.00	0	0.00	2	28.57	1	14.29	0	0.00	7
Unit/Subunit 01D																				
	SUCCESSFUL	0	0.00	0	0.00	1	100.00	0	0.00	0	0.00	0	0.00	0	0.00	0	0.00	0	0.00	1
	UNSUCCESSFUL	n/a	n/a	n/a	n/a	n/a	n/a	n/a	n/a	n/a	n/a	n/a	n/a	n/a	n/a	n/a	n/a	n/a	n/a	n/a
	TOTAL	0	0.00	0	0.00	1	100.00	0	0.00	0	0.00	0	0.00	0	0.00	0	0.00	0	0.00	1
TOTAL UNIT																				
	SUCCESSFUL	2	3.51	0	0.00	48	84.21	1	1.75	0	0.00	1	1.75	4	7.02	1	1.75	0	0.00	57
	UNSUCCESSFUL	n/a	n/a	n/a	n/a	n/a	n/a	n/a	n/a	n/a	n/a	n/a	n/a	n/a	n/a	n/a	n/a	n/a	n/a	n/a
	TOTAL	2	3.51	0	0.00	48	84.21	1	1.75	0	0.00	1	1.75	4	7.02	1	1.75	0	0.00	57
Unit 02																				
TOTAL UNIT																				
	SUCCESSFUL	1	0.97	0	0.00	59	57.28	1	0.97	0	0.00	0	0.00	41	39.81	0	0.00	1	0.97	103
	UNSUCCESSFUL	n/a	n/a	n/a	n/a	n/a	n/a	n/a	n/a	n/a	n/a	n/a	n/a	n/a	n/a	n/a	n/a	n/a	n/a	n/a
	TOTAL	1	0.97	0	0.00	59	57.28	1	0.97	0	0.00	0	0.00	41	39.81	0	0.00	1	0.97	103
Unit 03																				
TOTAL UNIT																				
	SUCCESSFUL	2	4.17	0	0.00	39	81.25	0	0.00	0	0.00	0	0.00	6	12.50	1	2.08	0	0.00	48
	UNSUCCESSFUL	n/a	n/a	n/a	n/a	n/a	n/a	n/a	n/a	n/a	n/a	n/a	n/a	n/a	n/a	n/a	n/a	n/a	n/a	n/a
	TOTAL	2	4.17	0	0.00	39	81.25	0	0.00	0	0.00	0	0.00	6	12.50	1	2.08	0	0.00	48
Unit 05																				
Unit/Subunit 05A																				
	SUCCESSFUL	2	40.00	0	0.00	1	20.00	1	20.00	0	0.00	0	0.00	1	20.00	0	0.00	0	0.00	5
	UNSUCCESSFUL	n/a	n/a	n/a	n/a	n/a	n/a	n/a	n/a	n/a	n/a	n/a	n/a	n/a	n/a	n/a	n/a	n/a	n/a	n/a
	TOTAL	2	40.00	0	0.00	1	20.00	1	20.00	0	0.00	0	0.00	1	20.00	0	0.00	0	0.00	5
Unit/Subunit 05B																				
	SUCCESSFUL	1	100.00	0	0.00	0	0.00	0	0.00	0	0.00	0	0.00	0	0.00	0	0.00	0	0.00	1
	UNSUCCESSFUL	n/a	n/a	n/a	n/a	n/a	n/a	n/a	n/a	n/a	n/a	n/a	n/a	n/a	n/a	n/a	n/a	n/a	n/a	n/a
	TOTAL	1	100.00	0	0.00	0	0.00	0	0.00	0	0.00	0	0.00	0	0.00	0	0.00	0	0.00	1

1993-94 TRANSPORTATION METHODS BY SPECIES: WOLF

UNIT	SUCCESS	AIRPLANE NUMBER	AIRPLANE %	HORSE/ DOG TEAM NUMBER	HORSE/ DOG TEAM %	BOAT NUMBER	BOAT %	3-OR-4 WHEELER NUMBER	3-OR-4 WHEELER %	SNOWMACHINE NUMBER	SNOWMACHINE %	OFF ROAD VEHICLE NUMBER	OFF ROAD VEHICLE %	HIGHWAY VEHICLE NUMBER	HIGHWAY VEHICLE %	WALKING NUMBER	WALKING %	UNKNOWN NUMBER	UNKNOWN %	TOTAL NUMBER
Unit 05																				
TOTAL UNIT																				
	SUCCESSFUL	3	50.00	0	0.00	1	16.67	1	16.67	0	0.00	0	0.00	1	16.67	0	0.00	0	0.00	6
	UNSUCCESSFUL	n/a	n/a	n/a	n/a	n/a	n/a	n/a	n/a	n/a	n/a	n/a	n/a	n/a	n/a	n/a	n/a	n/a	n/a	n/a
	TOTAL	3	50.00	0	0.00	1	16.67	1	16.67	0	0.00	0	0.00	1	16.67	0	0.00	0	0.00	6
Unit 06																				
Unit/Subunit 06A																				
	SUCCESSFUL	2	100.00	0	0.00	0	0.00	0	0.00	0	0.00	0	0.00	0	0.00	0	0.00	0	0.00	2
	UNSUCCESSFUL	n/a	n/a	n/a	n/a	n/a	n/a	n/a	n/a	n/a	n/a	n/a	n/a	n/a	n/a	n/a	n/a	n/a	n/a	n/a
	TOTAL	2	100.00	0	0.00	0	0.00	0	0.00	0	0.00	0	0.00	0	0.00	0	0.00	0	0.00	2
TOTAL UNIT																				
	SUCCESSFUL	2	100.00	0	0.00	0	0.00	0	0.00	0	0.00	0	0.00	0	0.00	0	0.00	0	0.00	2
	UNSUCCESSFUL	n/a	n/a	n/a	n/a	n/a	n/a	n/a	n/a	n/a	n/a	n/a	n/a	n/a	n/a	n/a	n/a	n/a	n/a	n/a
	TOTAL	2	100.00	0	0.00	0	0.00	0	0.00	0	0.00	0	0.00	0	0.00	0	0.00	0	0.00	2
Unit 07																				
TOTAL UNIT																				
	SUCCESSFUL	1	16.67	0	0.00	0	0.00	0	0.00	2	33.33	0	0.00	2	33.33	1	16.67	0	0.00	6
	UNSUCCESSFUL	n/a	n/a	n/a	n/a	n/a	n/a	n/a	n/a	n/a	n/a	n/a	n/a	n/a	n/a	n/a	n/a	n/a	n/a	n/a
	TOTAL	1	16.67	0	0.00	0	0.00	0	0.00	2	33.33	0	0.00	2	33.33	1	16.67	0	0.00	6
Unit 09																				
Unit/Subunit 09B																				
	SUCCESSFUL	4	28.57	0	0.00	0	0.00	0	0.00	10	71.43	0	0.00	0	0.00	0	0.00	0	0.00	14
	UNSUCCESSFUL	n/a	n/a	n/a	n/a	n/a	n/a	n/a	n/a	n/a	n/a	n/a	n/a	n/a	n/a	n/a	n/a	n/a	n/a	n/a
	TOTAL	4	28.57	0	0.00	0	0.00	0	0.00	10	71.43	0	0.00	0	0.00	0	0.00	0	0.00	14
Unit/Subunit 09C																				
	SUCCESSFUL	1	8.33	0	0.00	0	0.00	0	0.00	10	83.33	0	0.00	1	8.33	0	0.00	0	0.00	12
	UNSUCCESSFUL	n/a	n/a	n/a	n/a	n/a	n/a	n/a	n/a	n/a	n/a	n/a	n/a	n/a	n/a	n/a	n/a	n/a	n/a	n/a
	TOTAL	1	8.33	0	0.00	0	0.00	0	0.00	10	83.33	0	0.00	1	8.33	0	0.00	0	0.00	12
Unit/Subunit 09D																				
	SUCCESSFUL	1	50.00	0	0.00	0	0.00	0	0.00	0	0.00	0	0.00	1	50.00	0	0.00	0	0.00	2
	UNSUCCESSFUL	n/a	n/a	n/a	n/a	n/a	n/a	n/a	n/a	n/a	n/a	n/a	n/a	n/a	n/a	n/a	n/a	n/a	n/a	n/a
	TOTAL	1	50.00	0	0.00	0	0.00	0	0.00	0	0.00	0	0.00	1	50.00	0	0.00	0	0.00	2
Unit/Subunit 09E																				
	SUCCESSFUL	37	92.50	0	0.00	0	0.00	0	0.00	2	5.00	0	0.00	0	0.00	1	2.50	0	0.00	40
	UNSUCCESSFUL	n/a	n/a	n/a	n/a	n/a	n/a	n/a	n/a	n/a	n/a	n/a	n/a	n/a	n/a	n/a	n/a	n/a	n/a	n/a
	TOTAL	37	92.50	0	0.00	0	0.00	0	0.00	2	5.00	0	0.00	0	0.00	1	2.50	0	0.00	40
TOTAL UNIT																				
	SUCCESSFUL	43	63.24	0	0.00	0	0.00	0	0.00	22	32.35	0	0.00	2	2.94	1	1.47	0	0.00	68
	UNSUCCESSFUL	n/a	n/a	n/a	n/a	n/a	n/a	n/a	n/a	n/a	n/a	n/a	n/a	n/a	n/a	n/a	n/a	n/a	n/a	n/a
	TOTAL	43	63.24	0	0.00	0	0.00	0	0.00	22	32.35	0	0.00	2	2.94	1	1.47	0	0.00	68

1993-94 TRANSPORTATION METHODS BY SPECIES: WOLF

UNIT	SUCCESS	AIRPLANE NUMBER	%	HORSE/ DOG TEAM NUMBER	%	BOAT NUMBER	%	3-OR-4 WHEELER NUMBER	%	SNOWMACHINE NUMBER	%	OFF ROAD VEHICLE NUMBER	%	HIGHWAY VEHICLE NUMBER	%	WALKING NUMBER	%	UNKNOWN NUMBER	%	TOTAL NUMBER
Unit 11																				
TOTAL UNIT																				
	SUCCESSFUL	2	11.76	3	17.65	0	0.00	0	0.00	12	70.59	0	0.00	0	0.00	0	0.00	0	0.00	17
	UNSUCCESSFUL	n/a	n/a	n/a	n/a	n/a	n/a	n/a	n/a	n/a	n/a	n/a	n/a	n/a	n/a	n/a	n/a	n/a	n/a	n/a
	TOTAL	2	11.76	3	17.65	0	0.00	0	0.00	12	70.59	0	0.00	0	0.00	0	0.00	0	0.00	17
Unit 12																				
TOTAL UNIT																				
	SUCCESSFUL	27	38.03	3	4.23	0	0.00	1	1.41	30	42.25	0	0.00	8	11.27	0	0.00	2	2.82	71
	UNSUCCESSFUL	n/a	n/a	n/a	n/a	n/a	n/a	n/a	n/a	n/a	n/a	n/a	n/a	n/a	n/a	n/a	n/a	n/a	n/a	n/a
	TOTAL	27	38.03	3	4.23	0	0.00	1	1.41	30	42.25	0	0.00	8	11.27	0	0.00	2	2.82	71
Unit 13																				
Unit/Subunit 13A																				
	SUCCESSFUL	19	52.78	0	0.00	0	0.00	2	5.56	11	30.56	0	0.00	0	0.00	0	0.00	4	11.11	36
	UNSUCCESSFUL	n/a	n/a	n/a	n/a	n/a	n/a	n/a	n/a	n/a	n/a	n/a	n/a	n/a	n/a	n/a	n/a	n/a	n/a	n/a
	TOTAL	19	52.78	0	0.00	0	0.00	2	5.56	11	30.56	0	0.00	0	0.00	0	0.00	4	11.11	36
Unit/Subunit 13B																				
	SUCCESSFUL	7	17.50	1	2.50	0	0.00	1	2.50	28	70.00	0	0.00	2	5.00	0	0.00	1	2.50	40
	UNSUCCESSFUL	n/a	n/a	n/a	n/a	n/a	n/a	n/a	n/a	n/a	n/a	n/a	n/a	n/a	n/a	n/a	n/a	n/a	n/a	n/a
	TOTAL	7	17.50	1	2.50	0	0.00	1	2.50	28	70.00	0	0.00	2	5.00	0	0.00	1	2.50	40
Unit/Subunit 13C																				
	SUCCESSFUL	22	70.97	0	0.00	0	0.00	0	0.00	8	25.81	0	0.00	0	0.00	0	0.00	1	3.23	31
	UNSUCCESSFUL	n/a	n/a	n/a	n/a	n/a	n/a	n/a	n/a	n/a	n/a	n/a	n/a	n/a	n/a	n/a	n/a	n/a	n/a	n/a
	TOTAL	22	70.97	0	0.00	0	0.00	0	0.00	8	25.81	0	0.00	0	0.00	0	0.00	1	3.23	31
Unit/Subunit 13D																				
	SUCCESSFUL	11	39.29	0	0.00	0	0.00	0	0.00	16	57.14	0	0.00	1	3.57	0	0.00	0	0.00	28
	UNSUCCESSFUL	n/a	n/a	n/a	n/a	n/a	n/a	n/a	n/a	n/a	n/a	n/a	n/a	n/a	n/a	n/a	n/a	n/a	n/a	n/a
	TOTAL	11	39.29	0	0.00	0	0.00	0	0.00	16	57.14	0	0.00	1	3.57	0	0.00	0	0.00	28
Unit/Subunit 13E																				
	SUCCESSFUL	6	13.95	0	0.00	0	0.00	0	0.00	33	76.74	1	2.33	1	2.33	1	2.33	1	2.33	43
	UNSUCCESSFUL	n/a	n/a	n/a	n/a	n/a	n/a	n/a	n/a	n/a	n/a	n/a	n/a	n/a	n/a	n/a	n/a	n/a	n/a	n/a
	TOTAL	6	13.95	0	0.00	0	0.00	0	0.00	33	76.74	1	2.33	1	2.33	1	2.33	1	2.33	43
TOTAL UNIT																				
	SUCCESSFUL	65	36.52	1	0.56	0	0.00	3	1.69	96	53.93	1	0.56	4	2.25	1	0.56	7	3.93	178
	UNSUCCESSFUL	n/a	n/a	n/a	n/a	n/a	n/a	n/a	n/a	n/a	n/a	n/a	n/a	n/a	n/a	n/a	n/a	n/a	n/a	n/a
	TOTAL	65	36.52	1	0.56	0	0.00	3	1.69	96	53.93	1	0.56	4	2.25	1	0.56	7	3.93	178
Unit 14																				
Unit/Subunit 14A																				
	SUCCESSFUL	0	0.00	0	0.00	0	0.00	1	100.00	0	0.00	0	0.00	0	0.00	0	0.00	0	0.00	1
	UNSUCCESSFUL	n/a	n/a	n/a	n/a	n/a	n/a	n/a	n/a	n/a	n/a	n/a	n/a	n/a	n/a	n/a	n/a	n/a	n/a	n/a
	TOTAL	0	0.00	0	0.00	0	0.00	1	100.00	0	0.00	0	0.00	0	0.00	0	0.00	0	0.00	1

1993-94 TRANSPORTATION METHODS BY SPECIES: WOLF

UNIT	SUCCESS	AIRPLANE NUMBER	%	HORSE/ DOG TEAM NUMBER	%	BOAT NUMBER	%	3-OR-4 WHEELER NUMBER	%	SNOWMACHINE NUMBER	%	OFF ROAD VEHICLE NUMBER	%	HIGHWAY VEHICLE NUMBER	%	WALKING NUMBER	%	UNKNOWN NUMBER	%	TOTAL NUMBER
Unit 14																				
Unit/Subunit 14B																				
	SUCCESSFUL	1	16.67	0	0.00	0	0.00	0	0.00	5	83.33	0	0.00	0	0.00	0	0.00	0	0.00	6
	UNSUCCESSFUL	n/a	n/a	n/a	n/a	n/a	n/a	n/a	n/a	n/a	n/a	n/a	n/a	n/a	n/a	n/a	n/a	n/a	n/a	n/a
	TOTAL	1	16.67	0	0.00	0	0.00	0	0.00	5	83.33	0	0.00	0	0.00	0	0.00	0	0.00	6
TOTAL UNIT																				
	SUCCESSFUL	1	14.29	0	0.00	0	0.00	1	14.29	5	71.43	0	0.00	0	0.00	0	0.00	0	0.00	7
	UNSUCCESSFUL	n/a	n/a	n/a	n/a	n/a	n/a	n/a	n/a	n/a	n/a	n/a	n/a	n/a	n/a	n/a	n/a	n/a	n/a	n/a
	TOTAL	1	14.29	0	0.00	0	0.00	1	14.29	5	71.43	0	0.00	0	0.00	0	0.00	0	0.00	7
Unit 15																				
Unit/Subunit 15A																				
	SUCCESSFUL	5	83.33	0	0.00	0	0.00	0	0.00	1	16.67	0	0.00	0	0.00	0	0.00	0	0.00	6
	UNSUCCESSFUL	n/a	n/a	n/a	n/a	n/a	n/a	n/a	n/a	n/a	n/a	n/a	n/a	n/a	n/a	n/a	n/a	n/a	n/a	n/a
	TOTAL	5	83.33	0	0.00	0	0.00	0	0.00	1	16.67	0	0.00	0	0.00	0	0.00	0	0.00	6
Unit/Subunit 15B																				
	SUCCESSFUL	4	44.44	1	11.11	0	0.00	0	0.00	2	22.22	0	0.00	1	11.11	1	11.11	0	0.00	9
	UNSUCCESSFUL	n/a	n/a	n/a	n/a	n/a	n/a	n/a	n/a	n/a	n/a	n/a	n/a	n/a	n/a	n/a	n/a	n/a	n/a	n/a
	TOTAL	4	44.44	1	11.11	0	0.00	0	0.00	2	22.22	0	0.00	1	11.11	1	11.11	0	0.00	9
Unit/Subunit 15C																				
	SUCCESSFUL	1	16.67	1	16.67	0	0.00	1	16.67	3	50.00	0	0.00	0	0.00	0	0.00	0	0.00	6
	UNSUCCESSFUL	n/a	n/a	n/a	n/a	n/a	n/a	n/a	n/a	n/a	n/a	n/a	n/a	n/a	n/a	n/a	n/a	n/a	n/a	n/a
	TOTAL	1	16.67	1	16.67	0	0.00	1	16.67	3	50.00	0	0.00	0	0.00	0	0.00	0	0.00	6
TOTAL UNIT																				
	SUCCESSFUL	10	47.62	2	9.52	0	0.00	1	4.76	6	28.57	0	0.00	1	4.76	1	4.76	0	0.00	21
	UNSUCCESSFUL	n/a	n/a	n/a	n/a	n/a	n/a	n/a	n/a	n/a	n/a	n/a	n/a	n/a	n/a	n/a	n/a	n/a	n/a	n/a
	TOTAL	10	47.62	2	9.52	0	0.00	1	4.76	6	28.57	0	0.00	1	4.76	1	4.76	0	0.00	21
Unit 16																				
Unit/Subunit 16A																				
	SUCCESSFUL	0	0.00	0	0.00	0	0.00	0	0.00	1	100.00	0	0.00	0	0.00	0	0.00	0	0.00	1
	UNSUCCESSFUL	n/a	n/a	n/a	n/a	n/a	n/a	n/a	n/a	n/a	n/a	n/a	n/a	n/a	n/a	n/a	n/a	n/a	n/a	n/a
	TOTAL	0	0.00	0	0.00	0	0.00	0	0.00	1	100.00	0	0.00	0	0.00	0	0.00	0	0.00	1
Unit/Subunit 16B																				
	SUCCESSFUL	5	45.45	2	18.18	0	0.00	0	0.00	4	36.36	0	0.00	0	0.00	0	0.00	0	0.00	11
	UNSUCCESSFUL	n/a	n/a	n/a	n/a	n/a	n/a	n/a	n/a	n/a	n/a	n/a	n/a	n/a	n/a	n/a	n/a	n/a	n/a	n/a
	TOTAL	5	45.45	2	18.18	0	0.00	0	0.00	4	36.36	0	0.00	0	0.00	0	0.00	0	0.00	11
TOTAL UNIT																				
	SUCCESSFUL	5	41.67	2	16.67	0	0.00	0	0.00	5	41.67	0	0.00	0	0.00	0	0.00	0	0.00	12
	UNSUCCESSFUL	n/a	n/a	n/a	n/a	n/a	n/a	n/a	n/a	n/a	n/a	n/a	n/a	n/a	n/a	n/a	n/a	n/a	n/a	n/a
	TOTAL	5	41.67	2	16.67	0	0.00	0	0.00	5	41.67	0	0.00	0	0.00	0	0.00	0	0.00	12

1993-94 TRANSPORTATION METHODS BY SPECIES: WOLF

UNIT	SUCCESS	AIRPLANE NUMBER	AIRPLANE %	HORSE/ DOG TEAM NUMBER	HORSE/ DOG TEAM %	BOAT NUMBER	BOAT %	3-OR-4 WHEELER NUMBER	3-OR-4 WHEELER %	SNOWMACHINE NUMBER	SNOWMACHINE %	OFF ROAD VEHICLE NUMBER	OFF ROAD VEHICLE %	HIGHWAY VEHICLE NUMBER	HIGHWAY VEHICLE %	WALKING NUMBER	WALKING %	UNKNOWN NUMBER	UNKNOWN %	TOTAL NUMBER
Unit 17																				
Unit/Subunit 17B																				
	SUCCESSFUL	19	38.78	0	0.00	0	0.00	1	2.04	27	55.10	0	0.00	0	0.00	1	2.04	1	2.04	49
	UNSUCCESSFUL	n/a	n/a	n/a	n/a	n/a	n/a	n/a	n/a	n/a	n/a	n/a	n/a	n/a	n/a	n/a	n/a	n/a	n/a	n/a
	TOTAL	19	38.78	0	0.00	0	0.00	1	2.04	27	55.10	0	0.00	0	0.00	1	2.04	1	2.04	49
Unit/Subunit 17C																				
	SUCCESSFUL	1	16.67	0	0.00	0	0.00	0	0.00	5	83.33	0	0.00	0	0.00	0	0.00	0	0.00	6
	UNSUCCESSFUL	n/a	n/a	n/a	n/a	n/a	n/a	n/a	n/a	n/a	n/a	n/a	n/a	n/a	n/a	n/a	n/a	n/a	n/a	n/a
	TOTAL	1	16.67	0	0.00	0	0.00	0	0.00	5	83.33	0	0.00	0	0.00	0	0.00	0	0.00	6
TOTAL UNIT																				
	SUCCESSFUL	20	36.36	0	0.00	0	0.00	1	1.82	32	58.18	0	0.00	0	0.00	1	1.82	1	1.82	55
	UNSUCCESSFUL	n/a	n/a	n/a	n/a	n/a	n/a	n/a	n/a	n/a	n/a	n/a	n/a	n/a	n/a	n/a	n/a	n/a	n/a	n/a
	TOTAL	20	36.36	0	0.00	0	0.00	1	1.82	32	58.18	0	0.00	0	0.00	1	1.82	1	1.82	55
Unit 18																				
TOTAL UNIT																				
	SUCCESSFUL	0	0.00	0	0.00	0	0.00	0	0.00	5	83.33	0	0.00	0	0.00	0	0.00	1	16.67	6
	UNSUCCESSFUL	n/a	n/a	n/a	n/a	n/a	n/a	n/a	n/a	n/a	n/a	n/a	n/a	n/a	n/a	n/a	n/a	n/a	n/a	n/a
	TOTAL	0	0.00	0	0.00	0	0.00	0	0.00	5	83.33	0	0.00	0	0.00	0	0.00	1	16.67	6
Unit 19																				
Unit/Subunit 19A																				
	SUCCESSFUL	4	66.67	0	0.00	0	0.00	0	0.00	2	33.33	0	0.00	0	0.00	0	0.00	0	0.00	6
	UNSUCCESSFUL	n/a	n/a	n/a	n/a	n/a	n/a	n/a	n/a	n/a	n/a	n/a	n/a	n/a	n/a	n/a	n/a	n/a	n/a	n/a
	TOTAL	4	66.67	0	0.00	0	0.00	0	0.00	2	33.33	0	0.00	0	0.00	0	0.00	0	0.00	6
Unit/Subunit 19B																				
	SUCCESSFUL	14	73.68	0	0.00	0	0.00	1	5.26	1	5.26	0	0.00	0	0.00	0	0.00	3	15.79	19
	UNSUCCESSFUL	n/a	n/a	n/a	n/a	n/a	n/a	n/a	n/a	n/a	n/a	n/a	n/a	n/a	n/a	n/a	n/a	n/a	n/a	n/a
	TOTAL	14	73.68	0	0.00	0	0.00	1	5.26	1	5.26	0	0.00	0	0.00	0	0.00	3	15.79	19
Unit/Subunit 19C																				
	SUCCESSFUL	25	67.57	2	5.41	0	0.00	2	5.41	6	16.22	0	0.00	0	0.00	1	2.70	1	2.70	37
	UNSUCCESSFUL	n/a	n/a	n/a	n/a	n/a	n/a	n/a	n/a	n/a	n/a	n/a	n/a	n/a	n/a	n/a	n/a	n/a	n/a	n/a
	TOTAL	25	67.57	2	5.41	0	0.00	2	5.41	6	16.22	0	0.00	0	0.00	1	2.70	1	2.70	37
Unit/Subunit 19D																				
	SUCCESSFUL	6	27.27	0	0.00	0	0.00	0	0.00	16	72.73	0	0.00	0	0.00	0	0.00	0	0.00	22
	UNSUCCESSFUL	n/a	n/a	n/a	n/a	n/a	n/a	n/a	n/a	n/a	n/a	n/a	n/a	n/a	n/a	n/a	n/a	n/a	n/a	n/a
	TOTAL	6	27.27	0	0.00	0	0.00	0	0.00	16	72.73	0	0.00	0	0.00	0	0.00	0	0.00	22
TOTAL UNIT																				
	SUCCESSFUL	49	58.33	2	2.38	0	0.00	3	3.57	25	29.76	0	0.00	0	0.00	1	1.19	4	4.76	84
	UNSUCCESSFUL	n/a	n/a	n/a	n/a	n/a	n/a	n/a	n/a	n/a	n/a	n/a	n/a	n/a	n/a	n/a	n/a	n/a	n/a	n/a
	TOTAL	49	58.33	2	2.38	0	0.00	3	3.57	25	29.76	0	0.00	0	0.00	1	1.19	4	4.76	84

1993-94 TRANSPORTATION METHODS BY SPECIES: WOLF

UNIT	SUCCESS	AIRPLANE NUMBER	AIRPLANE %	HORSE/ DOG TEAM NUMBER	HORSE/ DOG TEAM %	BOAT NUMBER	BOAT %	3-OR-4 WHEELER NUMBER	3-OR-4 WHEELER %	SNOWMACHINE NUMBER	SNOWMACHINE %	OFF ROAD VEHICLE NUMBER	OFF ROAD VEHICLE %	HIGHWAY VEHICLE NUMBER	HIGHWAY VEHICLE %	WALKING NUMBER	WALKING %	UNKNOWN NUMBER	UNKNOWN %	TOTAL NUMBER
Unit 20																				
Unit/Subunit 20A																				
	SUCCESSFUL	114	71.25	0	0.00	0	0.00	1	0.63	36	22.50	0	0.00	0	0.00	2	1.25	7	4.38	160
	UNSUCCESSFUL	n/a	n/a	n/a	n/a	n/a	n/a	n/a	n/a	n/a	n/a	n/a	n/a	n/a	n/a	n/a	n/a	n/a	n/a	n/a
	TOTAL	114	71.25	0	0.00	0	0.00	1	0.63	36	22.50	0	0.00	0	0.00	2	1.25	7	4.38	160
Unit/Subunit 20B																				
	SUCCESSFUL	4	3.88	0	0.00	0	0.00	1	0.97	81	78.64	0	0.00	4	3.88	2	1.94	11	10.68	103
	UNSUCCESSFUL	n/a	n/a	n/a	n/a	n/a	n/a	n/a	n/a	n/a	n/a	n/a	n/a	n/a	n/a	n/a	n/a	n/a	n/a	n/a
	TOTAL	4	3.88	0	0.00	0	0.00	1	0.97	81	78.64	0	0.00	4	3.88	2	1.94	11	10.68	103
Unit/Subunit 20C																				
	SUCCESSFUL	12	40.00	4	13.33	0	0.00	0	0.00	12	40.00	0	0.00	1	3.33	1	3.33	0	0.00	30
	UNSUCCESSFUL	n/a	n/a	n/a	n/a	n/a	n/a	n/a	n/a	n/a	n/a	n/a	n/a	n/a	n/a	n/a	n/a	n/a	n/a	n/a
	TOTAL	12	40.00	4	13.33	0	0.00	0	0.00	12	40.00	0	0.00	1	3.33	1	3.33	0	0.00	30
Unit/Subunit 20D																				
	SUCCESSFUL	7	14.58	0	0.00	0	0.00	0	0.00	34	70.83	0	0.00	5	10.42	0	0.00	2	4.17	48
	UNSUCCESSFUL	n/a	n/a	n/a	n/a	n/a	n/a	n/a	n/a	n/a	n/a	n/a	n/a	n/a	n/a	n/a	n/a	n/a	n/a	n/a
	TOTAL	7	14.58	0	0.00	0	0.00	0	0.00	34	70.83	0	0.00	5	10.42	0	0.00	2	4.17	48
Unit/Subunit 20E																				
	SUCCESSFUL	16	23.53	0	0.00	0	0.00	1	1.47	31	45.59	0	0.00	19	27.94	0	0.00	1	1.47	68
	UNSUCCESSFUL	n/a	n/a	n/a	n/a	n/a	n/a	n/a	n/a	n/a	n/a	n/a	n/a	n/a	n/a	n/a	n/a	n/a	n/a	n/a
	TOTAL	16	23.53	0	0.00	0	0.00	1	1.47	31	45.59	0	0.00	19	27.94	0	0.00	1	1.47	68
Unit/Subunit 20F																				
	SUCCESSFUL	1	10.00	1	10.00	1	10.00	1	10.00	6	60.00	0	0.00	0	0.00	0	0.00	0	0.00	10
	UNSUCCESSFUL	n/a	n/a	n/a	n/a	n/a	n/a	n/a	n/a	n/a	n/a	n/a	n/a	n/a	n/a	n/a	n/a	n/a	n/a	n/a
	TOTAL	1	10.00	1	10.00	1	10.00	1	10.00	6	60.00	0	0.00	0	0.00	0	0.00	0	0.00	10
TOTAL UNIT																				
	SUCCESSFUL	154	36.75	5	1.19	1	0.24	4	0.95	200	47.73	0	0.00	29	6.92	5	1.19	21	5.01	419
	UNSUCCESSFUL	n/a	n/a	n/a	n/a	n/a	n/a	n/a	n/a	n/a	n/a	n/a	n/a	n/a	n/a	n/a	n/a	n/a	n/a	n/a
	TOTAL	154	36.75	5	1.19	1	0.24	4	0.95	200	47.73	0	0.00	29	6.92	5	1.19	21	5.01	419
Unit 21																				
Unit/Subunit 21A																				
	SUCCESSFUL	0	0.00	0	0.00	1	14.29	0	0.00	4	57.14	0	0.00	0	0.00	2	28.57	0	0.00	7
	UNSUCCESSFUL	n/a	n/a	n/a	n/a	n/a	n/a	n/a	n/a	n/a	n/a	n/a	n/a	n/a	n/a	n/a	n/a	n/a	n/a	n/a
	TOTAL	0	0.00	0	0.00	1	14.29	0	0.00	4	57.14	0	0.00	0	0.00	2	28.57	0	0.00	7
Unit/Subunit 21B																				
	SUCCESSFUL	0	0.00	0	0.00	0	0.00	0	0.00	9	75.00	0	0.00	0	0.00	1	8.33	2	16.67	12
	UNSUCCESSFUL	n/a	n/a	n/a	n/a	n/a	n/a	n/a	n/a	n/a	n/a	n/a	n/a	n/a	n/a	n/a	n/a	n/a	n/a	n/a
	TOTAL	0	0.00	0	0.00	0	0.00	0	0.00	9	75.00	0	0.00	0	0.00	1	8.33	2	16.67	12
Unit/Subunit 21D																				
	SUCCESSFUL	0	0.00	0	0.00	1	2.78	0	0.00	32	88.89	0	0.00	0	0.00	1	2.78	2	5.56	36
	UNSUCCESSFUL	n/a	n/a	n/a	n/a	n/a	n/a	n/a	n/a	n/a	n/a	n/a	n/a	n/a	n/a	n/a	n/a	n/a	n/a	n/a
	TOTAL	0	0.00	0	0.00	1	2.78	0	0.00	32	88.89	0	0.00	0	0.00	1	2.78	2	5.56	36

1993-94 TRANSPORTATION METHODS BY SPECIES: WOLF

UNIT	SUCCESS	AIRPLANE NUMBER	%	HORSE/ DOG TEAM NUMBER	%	BOAT NUMBER	%	3-OR-4 WHEELER NUMBER	%	SNOWMACHINE NUMBER	%	OFF ROAD VEHICLE NUMBER	%	HIGHWAY VEHICLE NUMBER	%	WALKING NUMBER	%	UNKNOWN NUMBER	%	TOTAL NUMBER
Unit 21																				
Unit/Subunit 21E																				
	SUCCESSFUL	0	0.00	0	0.00	0	0.00	0	0.00	7	100.00	0	0.00	0	0.00	0	0.00	0	0.00	7
	UNSUCCESSFUL	n/a	n/a	n/a	n/a	n/a	n/a	n/a	n/a	n/a	n/a	n/a	n/a	n/a	n/a	n/a	n/a	n/a	n/a	n/a
	TOTAL	0	0.00	0	0.00	0	0.00	0	0.00	7	100.00	0	0.00	0	0.00	0	0.00	0	0.00	7
TOTAL UNIT																				
	SUCCESSFUL	0	0.00	0	0.00	2	3.23	0	0.00	52	83.87	0	0.00	0	0.00	4	6.45	4	6.45	62
	UNSUCCESSFUL	n/a	n/a	n/a	n/a	n/a	n/a	n/a	n/a	n/a	n/a	n/a	n/a	n/a	n/a	n/a	n/a	n/a	n/a	n/a
	TOTAL	0	0.00	0	0.00	2	3.23	0	0.00	52	83.87	0	0.00	0	0.00	4	6.45	4	6.45	62
Unit 22																				
Unit/Subunit 22A																				
	SUCCESSFUL	0	0.00	0	0.00	0	0.00	0	0.00	23	100.00	0	0.00	0	0.00	0	0.00	0	0.00	23
	UNSUCCESSFUL	n/a	n/a	n/a	n/a	n/a	n/a	n/a	n/a	n/a	n/a	n/a	n/a	n/a	n/a	n/a	n/a	n/a	n/a	n/a
	TOTAL	0	0.00	0	0.00	0	0.00	0	0.00	23	100.00	0	0.00	0	0.00	0	0.00	0	0.00	23
Unit/Subunit 22B																				
	SUCCESSFUL	0	0.00	0	0.00	0	0.00	0	0.00	11	100.00	0	0.00	0	0.00	0	0.00	0	0.00	11
	UNSUCCESSFUL	n/a	n/a	n/a	n/a	n/a	n/a	n/a	n/a	n/a	n/a	n/a	n/a	n/a	n/a	n/a	n/a	n/a	n/a	n/a
	TOTAL	0	0.00	0	0.00	0	0.00	0	0.00	11	100.00	0	0.00	0	0.00	0	0.00	0	0.00	11
TOTAL UNIT																				
	SUCCESSFUL	0	0.00	0	0.00	0	0.00	0	0.00	34	100.00	0	0.00	0	0.00	0	0.00	0	0.00	34
	UNSUCCESSFUL	n/a	n/a	n/a	n/a	n/a	n/a	n/a	n/a	n/a	n/a	n/a	n/a	n/a	n/a	n/a	n/a	n/a	n/a	n/a
	TOTAL	0	0.00	0	0.00	0	0.00	0	0.00	34	100.00	0	0.00	0	0.00	0	0.00	0	0.00	34
Unit 23																				
TOTAL UNIT																				
	SUCCESSFUL	3	6.00	1	2.00	0	0.00	0	0.00	45	90.00	0	0.00	0	0.00	0	0.00	1	2.00	50
	UNSUCCESSFUL	n/a	n/a	n/a	n/a	n/a	n/a	n/a	n/a	n/a	n/a	n/a	n/a	n/a	n/a	n/a	n/a	n/a	n/a	n/a
	TOTAL	3	6.00	1	2.00	0	0.00	0	0.00	45	90.00	0	0.00	0	0.00	0	0.00	1	2.00	50
Unit 24																				
TOTAL UNIT																				
	SUCCESSFUL	3	3.70	1	1.23	3	3.70	0	0.00	67	82.72	0	0.00	1	1.23	1	1.23	5	6.17	81
	UNSUCCESSFUL	n/a	n/a	n/a	n/a	n/a	n/a	n/a	n/a	n/a	n/a	n/a	n/a	n/a	n/a	n/a	n/a	n/a	n/a	n/a
	TOTAL	3	3.70	1	1.23	3	3.70	0	0.00	67	82.72	0	0.00	1	1.23	1	1.23	5	6.17	81
Unit 25																				
Unit/Subunit 25A																				
	SUCCESSFUL	2	11.11	0	0.00	1	5.56	0	0.00	15	83.33	0	0.00	0	0.00	0	0.00	0	0.00	18
	UNSUCCESSFUL	n/a	n/a	n/a	n/a	n/a	n/a	n/a	n/a	n/a	n/a	n/a	n/a	n/a	n/a	n/a	n/a	n/a	n/a	n/a
	TOTAL	2	11.11	0	0.00	1	5.56	0	0.00	15	83.33	0	0.00	0	0.00	0	0.00	0	0.00	18
Unit/Subunit 25B																				
	SUCCESSFUL	0	0.00	5	41.67	1	8.33	0	0.00	6	50.00	0	0.00	0	0.00	0	0.00	0	0.00	12
	UNSUCCESSFUL	n/a	n/a	n/a	n/a	n/a	n/a	n/a	n/a	n/a	n/a	n/a	n/a	n/a	n/a	n/a	n/a	n/a	n/a	n/a
	TOTAL	0	0.00	5	41.67	1	8.33	0	0.00	6	50.00	0	0.00	0	0.00	0	0.00	0	0.00	12

1993-94 TRANSPORTATION METHODS BY SPECIES: WOLF

UNIT	SUCCESS	AIRPLANE NUMBER	AIRPLANE %	HORSE/ DOG TEAM NUMBER	HORSE/ DOG TEAM %	BOAT NUMBER	BOAT %	3-OR-4 WHEELER NUMBER	3-OR-4 WHEELER %	SNOWMACHINE NUMBER	SNOWMACHINE %	OFF ROAD VEHICLE NUMBER	OFF ROAD VEHICLE %	HIGHWAY VEHICLE NUMBER	HIGHWAY VEHICLE %	WALKING NUMBER	WALKING %	UNKNOWN NUMBER	UNKNOWN %	TOTAL NUMBER
Unit 25																				
Unit/Subunit 25C																				
	SUCCESSFUL	10	52.63	0	0.00	0	0.00	1	5.26	4	21.05	1	5.26	3	15.79	0	0.00	0	0.00	19
	UNSUCCESSFUL	n/a	n/a	n/a	n/a	n/a	n/a	n/a	n/a	n/a	n/a	n/a	n/a	n/a	n/a	n/a	n/a	n/a	n/a	n/a
	TOTAL	10	52.63	0	0.00	0	0.00	1	5.26	4	21.05	1	5.26	3	15.79	0	0.00	0	0.00	19
Unit/Subunit 25D																				
	SUCCESSFUL	2	10.53	0	0.00	0	0.00	0	0.00	17	89.47	0	0.00	0	0.00	0	0.00	0	0.00	19
	UNSUCCESSFUL	n/a	n/a	n/a	n/a	n/a	n/a	n/a	n/a	n/a	n/a	n/a	n/a	n/a	n/a	n/a	n/a	n/a	n/a	n/a
	TOTAL	2	10.53	0	0.00	0	0.00	0	0.00	17	89.47	0	0.00	0	0.00	0	0.00	0	0.00	19
TOTAL UNIT																				
	SUCCESSFUL	14	20.59	5	7.35	2	2.94	1	1.47	42	61.76	1	1.47	3	4.41	0	0.00	0	0.00	68
	UNSUCCESSFUL	n/a	n/a	n/a	n/a	n/a	n/a	n/a	n/a	n/a	n/a	n/a	n/a	n/a	n/a	n/a	n/a	n/a	n/a	n/a
	TOTAL	14	20.59	5	7.35	2	2.94	1	1.47	42	61.76	1	1.47	3	4.41	0	0.00	0	0.00	68
Unit 26																				
Unit/Subunit 26A																				
	SUCCESSFUL	4	6.78	0	0.00	4	6.78	0	0.00	45	76.27	0	0.00	0	0.00	0	0.00	6	10.17	59
	UNSUCCESSFUL	n/a	n/a	n/a	n/a	n/a	n/a	n/a	n/a	n/a	n/a	n/a	n/a	n/a	n/a	n/a	n/a	n/a	n/a	n/a
	TOTAL	4	6.78	0	0.00	4	6.78	0	0.00	45	76.27	0	0.00	0	0.00	0	0.00	6	10.17	59
Unit/Subunit 26B																				
	SUCCESSFUL	3	9.68	0	0.00	0	0.00	0	0.00	12	38.71	0	0.00	15	48.39	1	3.23	0	0.00	31
	UNSUCCESSFUL	n/a	n/a	n/a	n/a	n/a	n/a	n/a	n/a	n/a	n/a	n/a	n/a	n/a	n/a	n/a	n/a	n/a	n/a	n/a
	TOTAL	3	9.68	0	0.00	0	0.00	0	0.00	12	38.71	0	0.00	15	48.39	1	3.23	0	0.00	31
TOTAL UNIT																				
	SUCCESSFUL	7	7.78	0	0.00	4	4.44	0	0.00	57	63.33	0	0.00	15	16.67	1	1.11	6	6.67	90
	UNSUCCESSFUL	n/a	n/a	n/a	n/a	n/a	n/a	n/a	n/a	n/a	n/a	n/a	n/a	n/a	n/a	n/a	n/a	n/a	n/a	n/a
	TOTAL	7	7.78	0	0.00	4	4.44	0	0.00	57	63.33	0	0.00	15	16.67	1	1.11	6	6.67	90
TOTAL STATEWIDE																				
	SUCCESSFUL	414	26.80	25	1.62	159	10.29	18	1.17	737	47.70	3	0.19	117	7.57	19	1.23	53	3.43	1545
	UNSUCCESSFUL	n/a	n/a	n/a	n/a	n/a	n/a	n/a	n/a	n/a	n/a	n/a	n/a	n/a	n/a	n/a	n/a	n/a	n/a	n/a
	TOTAL	414	26.80	25	1.62	159	10.29	18	1.17	737	47.70	3	0.19	117	7.57	19	1.23	53	3.43	1545

1993-94 TRANSPORTATION METHODS BY SPECIES: WOLVERINE

UNIT	SUCCESS	AIRPLANE NUMBER	%	HORSE/ DOG TEAM NUMBER	%	BOAT NUMBER	%	3-OR-4 WHEELER NUMBER	%	SNOWMACHINE NUMBER	%	OFF ROAD VEHICLE NUMBER	%	HIGHWAY VEHICLE NUMBER	%	WALKING NUMBER	%	UNKNOWN NUMBER	%	TOTAL NUMBER
Unit 01																				
Unit/Subunit 01A																				
	SUCCESSFUL	0	0.00	0	0.00	1	100.00	0	0.00	0	0.00	0	0.00	0	0.00	0	0.00	0	0.00	1
	UNSUCCESSFUL	n/a	n/a	n/a	n/a	n/a	n/a	n/a	n/a	n/a	n/a	n/a	n/a	n/a	n/a	n/a	n/a	n/a	n/a	n/a
	TOTAL	0	0.00	0	0.00	1	100.00	0	0.00	0	0.00	0	0.00	0	0.00	0	0.00	0	0.00	1
Unit/Subunit 01B																				
	SUCCESSFUL	0	0.00	0	0.00	5	71.43	1	14.29	0	0.00	0	0.00	1	14.29	0	0.00	0	0.00	7
	UNSUCCESSFUL	n/a	n/a	n/a	n/a	n/a	n/a	n/a	n/a	n/a	n/a	n/a	n/a	n/a	n/a	n/a	n/a	n/a	n/a	n/a
	TOTAL	0	0.00	0	0.00	5	71.43	1	14.29	0	0.00	0	0.00	1	14.29	0	0.00	0	0.00	7
Unit/Subunit 01C																				
	SUCCESSFUL	0	0.00	0	0.00	2	50.00	0	0.00	0	0.00	0	0.00	1	25.00	1	25.00	0	0.00	4
	UNSUCCESSFUL	n/a	n/a	n/a	n/a	n/a	n/a	n/a	n/a	n/a	n/a	n/a	n/a	n/a	n/a	n/a	n/a	n/a	n/a	n/a
	TOTAL	0	0.00	0	0.00	2	50.00	0	0.00	0	0.00	0	0.00	1	25.00	1	25.00	0	0.00	4
Unit/Subunit 01D																				
	SUCCESSFUL	0	0.00	1	33.33	0	0.00	0	0.00	2	66.67	0	0.00	0	0.00	0	0.00	0	0.00	3
	UNSUCCESSFUL	n/a	n/a	n/a	n/a	n/a	n/a	n/a	n/a	n/a	n/a	n/a	n/a	n/a	n/a	n/a	n/a	n/a	n/a	n/a
	TOTAL	0	0.00	1	33.33	0	0.00	0	0.00	2	66.67	0	0.00	0	0.00	0	0.00	0	0.00	3
TOTAL UNIT																				
	SUCCESSFUL	0	0.00	1	6.67	8	53.33	1	6.67	2	13.33	0	0.00	2	13.33	1	6.67	0	0.00	15
	UNSUCCESSFUL	n/a	n/a	n/a	n/a	n/a	n/a	n/a	n/a	n/a	n/a	n/a	n/a	n/a	n/a	n/a	n/a	n/a	n/a	n/a
	TOTAL	0	0.00	1	6.67	8	53.33	1	6.67	2	13.33	0	0.00	2	13.33	1	6.67	0	0.00	15
Unit 05																				
Unit/Subunit 05A																				
	SUCCESSFUL	1	100.00	0	0.00	0	0.00	0	0.00	0	0.00	0	0.00	0	0.00	0	0.00	0	0.00	1
	UNSUCCESSFUL	n/a	n/a	n/a	n/a	n/a	n/a	n/a	n/a	n/a	n/a	n/a	n/a	n/a	n/a	n/a	n/a	n/a	n/a	n/a
	TOTAL	1	100.00	0	0.00	0	0.00	0	0.00	0	0.00	0	0.00	0	0.00	0	0.00	0	0.00	1
TOTAL UNIT																				
	SUCCESSFUL	1	100.00	0	0.00	0	0.00	0	0.00	0	0.00	0	0.00	0	0.00	0	0.00	0	0.00	1
	UNSUCCESSFUL	n/a	n/a	n/a	n/a	n/a	n/a	n/a	n/a	n/a	n/a	n/a	n/a	n/a	n/a	n/a	n/a	n/a	n/a	n/a
	TOTAL	1	100.00	0	0.00	0	0.00	0	0.00	0	0.00	0	0.00	0	0.00	0	0.00	0	0.00	1
Unit 06																				
Unit/Subunit 06B																				
	SUCCESSFUL	0	0.00	0	0.00	0	0.00	0	0.00	1	100.00	0	0.00	0	0.00	0	0.00	0	0.00	1
	UNSUCCESSFUL	n/a	n/a	n/a	n/a	n/a	n/a	n/a	n/a	n/a	n/a	n/a	n/a	n/a	n/a	n/a	n/a	n/a	n/a	n/a
	TOTAL	0	0.00	0	0.00	0	0.00	0	0.00	1	100.00	0	0.00	0	0.00	0	0.00	0	0.00	1
Unit/Subunit 06C																				
	SUCCESSFUL	0	0.00	0	0.00	1	14.29	0	0.00	2	28.57	0	0.00	4	57.14	0	0.00	0	0.00	7
	UNSUCCESSFUL	n/a	n/a	n/a	n/a	n/a	n/a	n/a	n/a	n/a	n/a	n/a	n/a	n/a	n/a	n/a	n/a	n/a	n/a	n/a
	TOTAL	0	0.00	0	0.00	1	14.29	0	0.00	2	28.57	0	0.00	4	57.14	0	0.00	0	0.00	7
Unit/Subunit 06D																				
	SUCCESSFUL	2	25.00	0	0.00	0	0.00	0	0.00	5	62.50	0	0.00	1	12.50	0	0.00	0	0.00	8
	UNSUCCESSFUL	n/a	n/a	n/a	n/a	n/a	n/a	n/a	n/a	n/a	n/a	n/a	n/a	n/a	n/a	n/a	n/a	n/a	n/a	n/a
	TOTAL	2	25.00	0	0.00	0	0.00	0	0.00	5	62.50	0	0.00	1	12.50	0	0.00	0	0.00	8

1993-94 TRANSPORTATION METHODS BY SPECIES: WOLVERINE

UNIT	SUCCESS	AIRPLANE NUMBER	%	HORSE/ DOG TEAM NUMBER	%	BOAT NUMBER	%	3-OR-4 WHEELER NUMBER	%	SNOWMACHINE NUMBER	%	OFF ROAD VEHICLE NUMBER	%	HIGHWAY VEHICLE NUMBER	%	WALKING NUMBER	%	UNKNOWN NUMBER	%	TOTAL NUMBER
Unit 06																				
TOTAL UNIT																				
	SUCCESSFUL	2	12.50	0	0.00	1	6.25	0	0.00	8	50.00	0	0.00	5	31.25	0	0.00	0	0.00	16
	UNSUCCESSFUL	n/a	n/a	n/a	n/a	n/a	n/a	n/a	n/a	n/a	n/a	n/a	n/a	n/a	n/a	n/a	n/a	n/a	n/a	n/a
	TOTAL	2	12.50	0	0.00	1	6.25	0	0.00	8	50.00	0	0.00	5	31.25	0	0.00	0	0.00	16
Unit 07																				
TOTAL UNIT																				
	SUCCESSFUL	3	33.33	0	0.00	0	0.00	0	0.00	3	33.33	0	0.00	0	0.00	3	33.33	0	0.00	9
	UNSUCCESSFUL	n/a	n/a	n/a	n/a	n/a	n/a	n/a	n/a	n/a	n/a	n/a	n/a	n/a	n/a	n/a	n/a	n/a	n/a	n/a
	TOTAL	3	33.33	0	0.00	0	0.00	0	0.00	3	33.33	0	0.00	0	0.00	3	33.33	0	0.00	9
Unit 09																				
Unit/Subunit 09A																				
	SUCCESSFUL	0	0.00	0	0.00	0	0.00	0	0.00	6	85.71	0	0.00	0	0.00	1	14.29	0	0.00	7
	UNSUCCESSFUL	n/a	n/a	n/a	n/a	n/a	n/a	n/a	n/a	n/a	n/a	n/a	n/a	n/a	n/a	n/a	n/a	n/a	n/a	n/a
	TOTAL	0	0.00	0	0.00	0	0.00	0	0.00	6	85.71	0	0.00	0	0.00	1	14.29	0	0.00	7
Unit/Subunit 09B																				
	SUCCESSFUL	0	0.00	0	0.00	0	0.00	0	0.00	23	95.83	0	0.00	1	4.17	0	0.00	0	0.00	24
	UNSUCCESSFUL	n/a	n/a	n/a	n/a	n/a	n/a	n/a	n/a	n/a	n/a	n/a	n/a	n/a	n/a	n/a	n/a	n/a	n/a	n/a
	TOTAL	0	0.00	0	0.00	0	0.00	0	0.00	23	95.83	0	0.00	1	4.17	0	0.00	0	0.00	24
Unit/Subunit 09C																				
	SUCCESSFUL	0	0.00	0	0.00	0	0.00	1	7.69	9	69.23	0	0.00	2	15.38	1	7.69	0	0.00	13
	UNSUCCESSFUL	n/a	n/a	n/a	n/a	n/a	n/a	n/a	n/a	n/a	n/a	n/a	n/a	n/a	n/a	n/a	n/a	n/a	n/a	n/a
	TOTAL	0	0.00	0	0.00	0	0.00	1	7.69	9	69.23	0	0.00	2	15.38	1	7.69	0	0.00	13
Unit/Subunit 09E																				
	SUCCESSFUL	5	35.71	0	0.00	1	7.14	3	21.43	5	35.71	0	0.00	0	0.00	0	0.00	0	0.00	14
	UNSUCCESSFUL	n/a	n/a	n/a	n/a	n/a	n/a	n/a	n/a	n/a	n/a	n/a	n/a	n/a	n/a	n/a	n/a	n/a	n/a	n/a
	TOTAL	5	35.71	0	0.00	1	7.14	3	21.43	5	35.71	0	0.00	0	0.00	0	0.00	0	0.00	14
TOTAL UNIT																				
	SUCCESSFUL	5	8.62	0	0.00	1	1.72	4	6.90	43	74.14	0	0.00	3	5.17	2	3.45	0	0.00	58
	UNSUCCESSFUL	n/a	n/a	n/a	n/a	n/a	n/a	n/a	n/a	n/a	n/a	n/a	n/a	n/a	n/a	n/a	n/a	n/a	n/a	n/a
	TOTAL	5	8.62	0	0.00	1	1.72	4	6.90	43	74.14	0	0.00	3	5.17	2	3.45	0	0.00	58
Unit 11																				
TOTAL UNIT																				
	SUCCESSFUL	0	0.00	2	28.57	0	0.00	0	0.00	5	71.43	0	0.00	0	0.00	0	0.00	0	0.00	7
	UNSUCCESSFUL	n/a	n/a	n/a	n/a	n/a	n/a	n/a	n/a	n/a	n/a	n/a	n/a	n/a	n/a	n/a	n/a	n/a	n/a	n/a
	TOTAL	0	0.00	2	28.57	0	0.00	0	0.00	5	71.43	0	0.00	0	0.00	0	0.00	0	0.00	7
Unit 12																				
TOTAL UNIT																				
	SUCCESSFUL	5	23.81	0	0.00	0	0.00	0	0.00	16	76.19	0	0.00	0	0.00	0	0.00	0	0.00	21
	UNSUCCESSFUL	n/a	n/a	n/a	n/a	n/a	n/a	n/a	n/a	n/a	n/a	n/a	n/a	n/a	n/a	n/a	n/a	n/a	n/a	n/a
	TOTAL	5	23.81	0	0.00	0	0.00	0	0.00	16	76.19	0	0.00	0	0.00	0	0.00	0	0.00	21

1993-94 TRANSPORTATION METHODS BY SPECIES: WOLVERINE

UNIT	SUCCESS	AIRPLANE NUMBER	AIRPLANE %	HORSE/ DOG TEAM NUMBER	HORSE/ DOG TEAM %	BOAT NUMBER	BOAT %	3-OR-4 WHEELER NUMBER	3-OR-4 WHEELER %	SNOWMACHINE NUMBER	SNOWMACHINE %	OFF ROAD VEHICLE NUMBER	OFF ROAD VEHICLE %	HIGHWAY VEHICLE NUMBER	HIGHWAY VEHICLE %	WALKING NUMBER	WALKING %	UNKNOWN NUMBER	UNKNOWN %	TOTAL NUMBER
Unit 13																				
Unit/Subunit 13A																				
	SUCCESSFUL	1	20.00	0	0.00	0	0.00	1	20.00	2	40.00	0	0.00	1	20.00	0	0.00	0	0.00	5
	UNSUCCESSFUL	n/a	n/a	n/a	n/a	n/a	n/a	n/a	n/a	n/a	n/a	n/a	n/a	n/a	n/a	n/a	n/a	n/a	n/a	n/a
	TOTAL	1	20.00	0	0.00	0	0.00	1	20.00	2	40.00	0	0.00	1	20.00	0	0.00	0	0.00	5
Unit/Subunit 13B																				
	SUCCESSFUL	1	14.29	0	0.00	0	0.00	0	0.00	6	85.71	0	0.00	0	0.00	0	0.00	0	0.00	7
	UNSUCCESSFUL	n/a	n/a	n/a	n/a	n/a	n/a	n/a	n/a	n/a	n/a	n/a	n/a	n/a	n/a	n/a	n/a	n/a	n/a	n/a
	TOTAL	1	14.29	0	0.00	0	0.00	0	0.00	6	85.71	0	0.00	0	0.00	0	0.00	0	0.00	7
Unit/Subunit 13C																				
	SUCCESSFUL	1	100.00	0	0.00	0	0.00	0	0.00	0	0.00	0	0.00	0	0.00	0	0.00	0	0.00	1
	UNSUCCESSFUL	n/a	n/a	n/a	n/a	n/a	n/a	n/a	n/a	n/a	n/a	n/a	n/a	n/a	n/a	n/a	n/a	n/a	n/a	n/a
	TOTAL	1	100.00	0	0.00	0	0.00	0	0.00	0	0.00	0	0.00	0	0.00	0	0.00	0	0.00	1
Unit/Subunit 13D																				
	SUCCESSFUL	0	0.00	0	0.00	0	0.00	0	0.00	11	78.57	0	0.00	3	21.43	0	0.00	0	0.00	14
	UNSUCCESSFUL	n/a	n/a	n/a	n/a	n/a	n/a	n/a	n/a	n/a	n/a	n/a	n/a	n/a	n/a	n/a	n/a	n/a	n/a	n/a
	TOTAL	0	0.00	0	0.00	0	0.00	0	0.00	11	78.57	0	0.00	3	21.43	0	0.00	0	0.00	14
Unit/Subunit 13E																				
	SUCCESSFUL	0	0.00	0	0.00	0	0.00	0	0.00	6	85.71	0	0.00	0	0.00	1	14.29	0	0.00	7
	UNSUCCESSFUL	n/a	n/a	n/a	n/a	n/a	n/a	n/a	n/a	n/a	n/a	n/a	n/a	n/a	n/a	n/a	n/a	n/a	n/a	n/a
	TOTAL	0	0.00	0	0.00	0	0.00	0	0.00	6	85.71	0	0.00	0	0.00	1	14.29	0	0.00	7
TOTAL UNIT																				
	SUCCESSFUL	3	8.82	0	0.00	0	0.00	1	2.94	25	73.53	0	0.00	4	11.76	1	2.94	0	0.00	34
	UNSUCCESSFUL	n/a	n/a	n/a	n/a	n/a	n/a	n/a	n/a	n/a	n/a	n/a	n/a	n/a	n/a	n/a	n/a	n/a	n/a	n/a
	TOTAL	3	8.82	0	0.00	0	0.00	1	2.94	25	73.53	0	0.00	4	11.76	1	2.94	0	0.00	34
Unit 14																				
Unit/Subunit 14A																				
	SUCCESSFUL	3	42.86	0	0.00	0	0.00	1	14.29	2	28.57	0	0.00	0	0.00	1	14.29	0	0.00	7
	UNSUCCESSFUL	n/a	n/a	n/a	n/a	n/a	n/a	n/a	n/a	n/a	n/a	n/a	n/a	n/a	n/a	n/a	n/a	n/a	n/a	n/a
	TOTAL	3	42.86	0	0.00	0	0.00	1	14.29	2	28.57	0	0.00	0	0.00	1	14.29	0	0.00	7
Unit/Subunit 14B																				
	SUCCESSFUL	0	0.00	0	0.00	0	0.00	0	0.00	5	100.00	0	0.00	0	0.00	0	0.00	0	0.00	5
	UNSUCCESSFUL	n/a	n/a	n/a	n/a	n/a	n/a	n/a	n/a	n/a	n/a	n/a	n/a	n/a	n/a	n/a	n/a	n/a	n/a	n/a
	TOTAL	0	0.00	0	0.00	0	0.00	0	0.00	5	100.00	0	0.00	0	0.00	0	0.00	0	0.00	5
Unit/Subunit 14C																				
	SUCCESSFUL	1	100.00	0	0.00	0	0.00	0	0.00	0	0.00	0	0.00	0	0.00	0	0.00	0	0.00	1
	UNSUCCESSFUL	n/a	n/a	n/a	n/a	n/a	n/a	n/a	n/a	n/a	n/a	n/a	n/a	n/a	n/a	n/a	n/a	n/a	n/a	n/a
	TOTAL	1	100.00	0	0.00	0	0.00	0	0.00	0	0.00	0	0.00	0	0.00	0	0.00	0	0.00	1
TOTAL UNIT																				
	SUCCESSFUL	4	30.77	0	0.00	0	0.00	1	7.69	7	53.85	0	0.00	0	0.00	1	7.69	0	0.00	13
	UNSUCCESSFUL	n/a	n/a	n/a	n/a	n/a	n/a	n/a	n/a	n/a	n/a	n/a	n/a	n/a	n/a	n/a	n/a	n/a	n/a	n/a
	TOTAL	4	30.77	0	0.00	0	0.00	1	7.69	7	53.85	0	0.00	0	0.00	1	7.69	0	0.00	13

1993-94 TRANSPORTATION METHODS BY SPECIES: WOLVERINE

UNIT	SUCCESS	AIRPLANE NUMBER	%	HORSE/ DOG TEAM NUMBER	%	BOAT NUMBER	%	3-OR-4 WHEELER NUMBER	%	SNOWMACHINE NUMBER	%	OFF ROAD VEHICLE NUMBER	%	HIGHWAY VEHICLE NUMBER	%	WALKING NUMBER	%	UNKNOWN NUMBER	%	TOTAL NUMBER
Unit 15																				
Unit/Subunit 15C																				
	SUCCESSFUL	3	37.50	0	0.00	0	0.00	0	0.00	0	0.00	0	0.00	0	0.00	1	12.50	4	50.00	8
	UNSUCCESSFUL	n/a	n/a	n/a	n/a	n/a	n/a	n/a	n/a	n/a	n/a	n/a	n/a	n/a	n/a	n/a	n/a	n/a	n/a	n/a
	TOTAL	3	37.50	0	0.00	0	0.00	0	0.00	0	0.00	0	0.00	0	0.00	1	12.50	4	50.00	8
TOTAL UNIT																				
	SUCCESSFUL	3	37.50	0	0.00	0	0.00	0	0.00	0	0.00	0	0.00	0	0.00	1	12.50	4	50.00	8
	UNSUCCESSFUL	n/a	n/a	n/a	n/a	n/a	n/a	n/a	n/a	n/a	n/a	n/a	n/a	n/a	n/a	n/a	n/a	n/a	n/a	n/a
	TOTAL	3	37.50	0	0.00	0	0.00	0	0.00	0	0.00	0	0.00	0	0.00	1	12.50	4	50.00	8
Unit 16																				
Unit/Subunit 16B																				
	SUCCESSFUL	6	50.00	0	0.00	0	0.00	0	0.00	6	50.00	0	0.00	0	0.00	0	0.00	0	0.00	12
	UNSUCCESSFUL	n/a	n/a	n/a	n/a	n/a	n/a	n/a	n/a	n/a	n/a	n/a	n/a	n/a	n/a	n/a	n/a	n/a	n/a	n/a
	TOTAL	6	50.00	0	0.00	0	0.00	0	0.00	6	50.00	0	0.00	0	0.00	0	0.00	0	0.00	12
TOTAL UNIT																				
	SUCCESSFUL	6	50.00	0	0.00	0	0.00	0	0.00	6	50.00	0	0.00	0	0.00	0	0.00	0	0.00	12
	UNSUCCESSFUL	n/a	n/a	n/a	n/a	n/a	n/a	n/a	n/a	n/a	n/a	n/a	n/a	n/a	n/a	n/a	n/a	n/a	n/a	n/a
	TOTAL	6	50.00	0	0.00	0	0.00	0	0.00	6	50.00	0	0.00	0	0.00	0	0.00	0	0.00	12
Unit 17																				
Unit/Subunit 17A																				
	SUCCESSFUL	0	0.00	0	0.00	0	0.00	0	0.00	2	100.00	0	0.00	0	0.00	0	0.00	0	0.00	2
	UNSUCCESSFUL	n/a	n/a	n/a	n/a	n/a	n/a	n/a	n/a	n/a	n/a	n/a	n/a	n/a	n/a	n/a	n/a	n/a	n/a	n/a
	TOTAL	0	0.00	0	0.00	0	0.00	0	0.00	2	100.00	0	0.00	0	0.00	0	0.00	0	0.00	2
Unit/Subunit 17B																				
	SUCCESSFUL	5	25.00	0	0.00	0	0.00	0	0.00	14	70.00	0	0.00	0	0.00	1	5.00	0	0.00	20
	UNSUCCESSFUL	n/a	n/a	n/a	n/a	n/a	n/a	n/a	n/a	n/a	n/a	n/a	n/a	n/a	n/a	n/a	n/a	n/a	n/a	n/a
	TOTAL	5	25.00	0	0.00	0	0.00	0	0.00	14	70.00	0	0.00	0	0.00	1	5.00	0	0.00	20
Unit/Subunit 17C																				
	SUCCESSFUL	0	0.00	0	0.00	0	0.00	0	0.00	3	100.00	0	0.00	0	0.00	0	0.00	0	0.00	3
	UNSUCCESSFUL	n/a	n/a	n/a	n/a	n/a	n/a	n/a	n/a	n/a	n/a	n/a	n/a	n/a	n/a	n/a	n/a	n/a	n/a	n/a
	TOTAL	0	0.00	0	0.00	0	0.00	0	0.00	3	100.00	0	0.00	0	0.00	0	0.00	0	0.00	3
TOTAL UNIT																				
	SUCCESSFUL	5	20.00	0	0.00	0	0.00	0	0.00	19	76.00	0	0.00	0	0.00	1	4.00	0	0.00	25
	UNSUCCESSFUL	n/a	n/a	n/a	n/a	n/a	n/a	n/a	n/a	n/a	n/a	n/a	n/a	n/a	n/a	n/a	n/a	n/a	n/a	n/a
	TOTAL	5	20.00	0	0.00	0	0.00	0	0.00	19	76.00	0	0.00	0	0.00	1	4.00	0	0.00	25
Unit 18																				
TOTAL UNIT																				
	SUCCESSFUL	1	25.00	0	0.00	0	0.00	0	0.00	3	75.00	0	0.00	0	0.00	0	0.00	0	0.00	4
	UNSUCCESSFUL	n/a	n/a	n/a	n/a	n/a	n/a	n/a	n/a	n/a	n/a	n/a	n/a	n/a	n/a	n/a	n/a	n/a	n/a	n/a
	TOTAL	1	25.00	0	0.00	0	0.00	0	0.00	3	75.00	0	0.00	0	0.00	0	0.00	0	0.00	4

1993-94 TRANSPORTATION METHODS BY SPECIES: WOLVERINE

UNIT	SUCCESS	AIRPLANE NUMBER	AIRPLANE %	HORSE/ DOG TEAM NUMBER	HORSE/ DOG TEAM %	BOAT NUMBER	BOAT %	3-OR-4 WHEELER NUMBER	3-OR-4 WHEELER %	SNOWMACHINE NUMBER	SNOWMACHINE %	OFF ROAD VEHICLE NUMBER	OFF ROAD VEHICLE %	HIGHWAY VEHICLE NUMBER	HIGHWAY VEHICLE %	WALKING NUMBER	WALKING %	UNKNOWN NUMBER	UNKNOWN %	TOTAL NUMBER
Unit 19																				
Unit/Subunit 19A																				
	SUCCESSFUL	0	0.00	0	0.00	0	0.00	0	0.00	2	50.00	0	0.00	0	0.00	0	0.00	2	50.00	4
	UNSUCCESSFUL	n/a	n/a	n/a	n/a	n/a	n/a	n/a	n/a	n/a	n/a	n/a	n/a	n/a	n/a	n/a	n/a	n/a	n/a	n/a
	TOTAL	0	0.00	0	0.00	0	0.00	0	0.00	2	50.00	0	0.00	0	0.00	0	0.00	2	50.00	4
Unit/Subunit 19B																				
	SUCCESSFUL	1	14.29	0	0.00	0	0.00	0	0.00	3	42.86	0	0.00	0	0.00	2	28.57	1	14.29	7
	UNSUCCESSFUL	n/a	n/a	n/a	n/a	n/a	n/a	n/a	n/a	n/a	n/a	n/a	n/a	n/a	n/a	n/a	n/a	n/a	n/a	n/a
	TOTAL	1	14.29	0	0.00	0	0.00	0	0.00	3	42.86	0	0.00	0	0.00	2	28.57	1	14.29	7
Unit/Subunit 19C																				
	SUCCESSFUL	4	28.57	0	0.00	0	0.00	0	0.00	7	50.00	0	0.00	1	7.14	2	14.29	0	0.00	14
	UNSUCCESSFUL	n/a	n/a	n/a	n/a	n/a	n/a	n/a	n/a	n/a	n/a	n/a	n/a	n/a	n/a	n/a	n/a	n/a	n/a	n/a
	TOTAL	4	28.57	0	0.00	0	0.00	0	0.00	7	50.00	0	0.00	1	7.14	2	14.29	0	0.00	14
Unit/Subunit 19D																				
	SUCCESSFUL	2	28.57	0	0.00	0	0.00	0	0.00	4	57.14	0	0.00	0	0.00	0	0.00	1	14.29	7
	UNSUCCESSFUL	n/a	n/a	n/a	n/a	n/a	n/a	n/a	n/a	n/a	n/a	n/a	n/a	n/a	n/a	n/a	n/a	n/a	n/a	n/a
	TOTAL	2	28.57	0	0.00	0	0.00	0	0.00	4	57.14	0	0.00	0	0.00	0	0.00	1	14.29	7
TOTAL UNIT																				
	SUCCESSFUL	7	21.88	0	0.00	0	0.00	0	0.00	16	50.00	0	0.00	1	3.13	4	12.50	4	12.50	32
	UNSUCCESSFUL	n/a	n/a	n/a	n/a	n/a	n/a	n/a	n/a	n/a	n/a	n/a	n/a	n/a	n/a	n/a	n/a	n/a	n/a	n/a
	TOTAL	7	21.88	0	0.00	0	0.00	0	0.00	16	50.00	0	0.00	1	3.13	4	12.50	4	12.50	32
Unit 20																				
Unit/Subunit 20A																				
	SUCCESSFUL	1	6.25	0	0.00	0	0.00	0	0.00	13	81.25	0	0.00	1	6.25	1	6.25	0	0.00	16
	UNSUCCESSFUL	n/a	n/a	n/a	n/a	n/a	n/a	n/a	n/a	n/a	n/a	n/a	n/a	n/a	n/a	n/a	n/a	n/a	n/a	n/a
	TOTAL	1	6.25	0	0.00	0	0.00	0	0.00	13	81.25	0	0.00	1	6.25	1	6.25	0	0.00	16
Unit/Subunit 20B																				
	SUCCESSFUL	0	0.00	0	0.00	0	0.00	0	0.00	9	69.23	0	0.00	0	0.00	2	15.38	2	15.38	13
	UNSUCCESSFUL	n/a	n/a	n/a	n/a	n/a	n/a	n/a	n/a	n/a	n/a	n/a	n/a	n/a	n/a	n/a	n/a	n/a	n/a	n/a
	TOTAL	0	0.00	0	0.00	0	0.00	0	0.00	9	69.23	0	0.00	0	0.00	2	15.38	2	15.38	13
Unit/Subunit 20C																				
	SUCCESSFUL	1	25.00	0	0.00	0	0.00	0	0.00	3	75.00	0	0.00	0	0.00	0	0.00	0	0.00	4
	UNSUCCESSFUL	n/a	n/a	n/a	n/a	n/a	n/a	n/a	n/a	n/a	n/a	n/a	n/a	n/a	n/a	n/a	n/a	n/a	n/a	n/a
	TOTAL	1	25.00	0	0.00	0	0.00	0	0.00	3	75.00	0	0.00	0	0.00	0	0.00	0	0.00	4
Unit/Subunit 20D																				
	SUCCESSFUL	0	0.00	0	0.00	0	0.00	0	0.00	7	77.78	0	0.00	0	0.00	2	22.22	0	0.00	9
	UNSUCCESSFUL	n/a	n/a	n/a	n/a	n/a	n/a	n/a	n/a	n/a	n/a	n/a	n/a	n/a	n/a	n/a	n/a	n/a	n/a	n/a
	TOTAL	0	0.00	0	0.00	0	0.00	0	0.00	7	77.78	0	0.00	0	0.00	2	22.22	0	0.00	9
Unit/Subunit 20E																				
	SUCCESSFUL	7	70.00	1	10.00	0	0.00	0	0.00	2	20.00	0	0.00	0	0.00	0	0.00	0	0.00	10
	UNSUCCESSFUL	n/a	n/a	n/a	n/a	n/a	n/a	n/a	n/a	n/a	n/a	n/a	n/a	n/a	n/a	n/a	n/a	n/a	n/a	n/a
	TOTAL	7	70.00	1	10.00	0	0.00	0	0.00	2	20.00	0	0.00	0	0.00	0	0.00	0	0.00	10

1993-94 TRANSPORTATION METHODS BY SPECIES: WOLVERINE

UNIT	SUCCESS	AIRPLANE NUMBER	%	HORSE/ DOG TEAM NUMBER	%	BOAT NUMBER	%	3-OR-4 WHEELER NUMBER	%	SNOWMACHINE NUMBER	%	OFF ROAD VEHICLE NUMBER	%	HIGHWAY VEHICLE NUMBER	%	WALKING NUMBER	%	UNKNOWN NUMBER	%	TOTAL NUMBER
Unit 20																				
Unit/Subunit 20F																				
	SUCCESSFUL	0	0.00	0	0.00	0	0.00	0	0.00	2	100.00	0	0.00	0	0.00	0	0.00	0	0.00	2
	UNSUCCESSFUL	n/a	n/a	n/a	n/a	n/a	n/a	n/a	n/a	n/a	n/a	n/a	n/a	n/a	n/a	n/a	n/a	n/a	n/a	n/a
	TOTAL	0	0.00	0	0.00	0	0.00	0	0.00	2	100.00	0	0.00	0	0.00	0	0.00	0	0.00	2
TOTAL UNIT																				
	SUCCESSFUL	9	16.67	1	1.85	0	0.00	0	0.00	36	66.67	0	0.00	1	1.85	5	9.26	2	3.70	54
	UNSUCCESSFUL	n/a	n/a	n/a	n/a	n/a	n/a	n/a	n/a	n/a	n/a	n/a	n/a	n/a	n/a	n/a	n/a	n/a	n/a	n/a
	TOTAL	9	16.67	1	1.85	0	0.00	0	0.00	36	66.67	0	0.00	1	1.85	5	9.26	2	3.70	54
Unit 21																				
Unit/Subunit 21A																				
	SUCCESSFUL	0	0.00	2	13.33	2	13.33	0	0.00	6	40.00	0	0.00	0	0.00	5	33.33	0	0.00	15
	UNSUCCESSFUL	n/a	n/a	n/a	n/a	n/a	n/a	n/a	n/a	n/a	n/a	n/a	n/a	n/a	n/a	n/a	n/a	n/a	n/a	n/a
	TOTAL	0	0.00	2	13.33	2	13.33	0	0.00	6	40.00	0	0.00	0	0.00	5	33.33	0	0.00	15
Unit/Subunit 21B																				
	SUCCESSFUL	0	0.00	1	11.11	0	0.00	0	0.00	8	88.89	0	0.00	0	0.00	0	0.00	0	0.00	9
	UNSUCCESSFUL	n/a	n/a	n/a	n/a	n/a	n/a	n/a	n/a	n/a	n/a	n/a	n/a	n/a	n/a	n/a	n/a	n/a	n/a	n/a
	TOTAL	0	0.00	1	11.11	0	0.00	0	0.00	8	88.89	0	0.00	0	0.00	0	0.00	0	0.00	9
Unit/Subunit 21D																				
	SUCCESSFUL	0	0.00	0	0.00	0	0.00	0	0.00	15	93.75	0	0.00	0	0.00	0	0.00	1	6.25	16
	UNSUCCESSFUL	n/a	n/a	n/a	n/a	n/a	n/a	n/a	n/a	n/a	n/a	n/a	n/a	n/a	n/a	n/a	n/a	n/a	n/a	n/a
	TOTAL	0	0.00	0	0.00	0	0.00	0	0.00	15	93.75	0	0.00	0	0.00	0	0.00	1	6.25	16
Unit/Subunit 21E																				
	SUCCESSFUL	2	50.00	0	0.00	0	0.00	0	0.00	1	25.00	0	0.00	0	0.00	0	0.00	1	25.00	4
	UNSUCCESSFUL	n/a	n/a	n/a	n/a	n/a	n/a	n/a	n/a	n/a	n/a	n/a	n/a	n/a	n/a	n/a	n/a	n/a	n/a	n/a
	TOTAL	2	50.00	0	0.00	0	0.00	0	0.00	1	25.00	0	0.00	0	0.00	0	0.00	1	25.00	4
TOTAL UNIT																				
	SUCCESSFUL	2	4.55	3	6.82	2	4.55	0	0.00	30	68.18	0	0.00	0	0.00	5	11.36	2	4.55	44
	UNSUCCESSFUL	n/a	n/a	n/a	n/a	n/a	n/a	n/a	n/a	n/a	n/a	n/a	n/a	n/a	n/a	n/a	n/a	n/a	n/a	n/a
	TOTAL	2	4.55	3	6.82	2	4.55	0	0.00	30	68.18	0	0.00	0	0.00	5	11.36	2	4.55	44
Unit 22																				
Unit/Subunit 22A																				
	SUCCESSFUL	0	0.00	0	0.00	0	0.00	0	0.00	3	75.00	0	0.00	0	0.00	0	0.00	1	25.00	4
	UNSUCCESSFUL	n/a	n/a	n/a	n/a	n/a	n/a	n/a	n/a	n/a	n/a	n/a	n/a	n/a	n/a	n/a	n/a	n/a	n/a	n/a
	TOTAL	0	0.00	0	0.00	0	0.00	0	0.00	3	75.00	0	0.00	0	0.00	0	0.00	1	25.00	4
Unit/Subunit 22B																				
	SUCCESSFUL	0	0.00	0	0.00	0	0.00	0	0.00	9	100.00	0	0.00	0	0.00	0	0.00	0	0.00	9
	UNSUCCESSFUL	n/a	n/a	n/a	n/a	n/a	n/a	n/a	n/a	n/a	n/a	n/a	n/a	n/a	n/a	n/a	n/a	n/a	n/a	n/a
	TOTAL	0	0.00	0	0.00	0	0.00	0	0.00	9	100.00	0	0.00	0	0.00	0	0.00	0	0.00	9
Unit/Subunit 22C																				
	SUCCESSFUL	0	0.00	0	0.00	0	0.00	0	0.00	3	100.00	0	0.00	0	0.00	0	0.00	0	0.00	3
	UNSUCCESSFUL	n/a	n/a	n/a	n/a	n/a	n/a	n/a	n/a	n/a	n/a	n/a	n/a	n/a	n/a	n/a	n/a	n/a	n/a	n/a
	TOTAL	0	0.00	0	0.00	0	0.00	0	0.00	3	100.00	0	0.00	0	0.00	0	0.00	0	0.00	3

1993-94 TRANSPORTATION METHODS BY SPECIES: WOLVERINE

UNIT	SUCCESS	AIRPLANE NUMBER	%	HORSE/ DOG TEAM NUMBER	%	BOAT NUMBER	%	3-OR-4 WHEELER NUMBER	%	SNOWMACHINE NUMBER	%	OFF ROAD VEHICLE NUMBER	%	HIGHWAY VEHICLE NUMBER	%	WALKING NUMBER	%	UNKNOWN NUMBER	%	TOTAL NUMBER
Unit 22																				
Unit/Subunit 22D																				
	SUCCESSFUL	0	0.00	0	0.00	0	0.00	0	0.00	4	100.00	0	0.00	0	0.00	0	0.00	0	0.00	4
	UNSUCCESSFUL	n/a	n/a	n/a	n/a	n/a	n/a	n/a	n/a	n/a	n/a	n/a	n/a	n/a	n/a	n/a	n/a	n/a	n/a	n/a
	TOTAL	0	0.00	0	0.00	0	0.00	0	0.00	4	100.00	0	0.00	0	0.00	0	0.00	0	0.00	4
Unit/Subunit 22E																				
	SUCCESSFUL	0	0.00	0	0.00	0	0.00	0	0.00	4	100.00	0	0.00	0	0.00	0	0.00	0	0.00	4
	UNSUCCESSFUL	n/a	n/a	n/a	n/a	n/a	n/a	n/a	n/a	n/a	n/a	n/a	n/a	n/a	n/a	n/a	n/a	n/a	n/a	n/a
	TOTAL	0	0.00	0	0.00	0	0.00	0	0.00	4	100.00	0	0.00	0	0.00	0	0.00	0	0.00	4
TOTAL UNIT																				
	SUCCESSFUL	0	0.00	0	0.00	0	0.00	0	0.00	23	95.83	0	0.00	0	0.00	0	0.00	1	4.17	24
	UNSUCCESSFUL	n/a	n/a	n/a	n/a	n/a	n/a	n/a	n/a	n/a	n/a	n/a	n/a	n/a	n/a	n/a	n/a	n/a	n/a	n/a
	TOTAL	0	0.00	0	0.00	0	0.00	0	0.00	23	95.83	0	0.00	0	0.00	0	0.00	1	4.17	24
Unit 23																				
TOTAL UNIT																				
	SUCCESSFUL	1	5.26	0	0.00	0	0.00	0	0.00	18	94.74	0	0.00	0	0.00	0	0.00	0	0.00	19
	UNSUCCESSFUL	n/a	n/a	n/a	n/a	n/a	n/a	n/a	n/a	n/a	n/a	n/a	n/a	n/a	n/a	n/a	n/a	n/a	n/a	n/a
	TOTAL	1	5.26	0	0.00	0	0.00	0	0.00	18	94.74	0	0.00	0	0.00	0	0.00	0	0.00	19
Unit 24																				
TOTAL UNIT																				
	SUCCESSFUL	0	0.00	0	0.00	0	0.00	0	0.00	27	90.00	0	0.00	1	3.33	0	0.00	2	6.67	30
	UNSUCCESSFUL	n/a	n/a	n/a	n/a	n/a	n/a	n/a	n/a	n/a	n/a	n/a	n/a	n/a	n/a	n/a	n/a	n/a	n/a	n/a
	TOTAL	0	0.00	0	0.00	0	0.00	0	0.00	27	90.00	0	0.00	1	3.33	0	0.00	2	6.67	30
Unit 25																				
Unit/Subunit 25A																				
	SUCCESSFUL	0	0.00	1	6.25	0	0.00	0	0.00	15	93.75	0	0.00	0	0.00	0	0.00	0	0.00	16
	UNSUCCESSFUL	n/a	n/a	n/a	n/a	n/a	n/a	n/a	n/a	n/a	n/a	n/a	n/a	n/a	n/a	n/a	n/a	n/a	n/a	n/a
	TOTAL	0	0.00	1	6.25	0	0.00	0	0.00	15	93.75	0	0.00	0	0.00	0	0.00	0	0.00	16
Unit/Subunit 25B																				
	SUCCESSFUL	1	7.69	1	7.69	0	0.00	0	0.00	10	76.92	0	0.00	0	0.00	0	0.00	1	7.69	13
	UNSUCCESSFUL	n/a	n/a	n/a	n/a	n/a	n/a	n/a	n/a	n/a	n/a	n/a	n/a	n/a	n/a	n/a	n/a	n/a	n/a	n/a
	TOTAL	1	7.69	1	7.69	0	0.00	0	0.00	10	76.92	0	0.00	0	0.00	0	0.00	1	7.69	13
Unit/Subunit 25C																				
	SUCCESSFUL	3	42.86	0	0.00	0	0.00	0	0.00	4	57.14	0	0.00	0	0.00	0	0.00	0	0.00	7
	UNSUCCESSFUL	n/a	n/a	n/a	n/a	n/a	n/a	n/a	n/a	n/a	n/a	n/a	n/a	n/a	n/a	n/a	n/a	n/a	n/a	n/a
	TOTAL	3	42.86	0	0.00	0	0.00	0	0.00	4	57.14	0	0.00	0	0.00	0	0.00	0	0.00	7

1993-94 TRANSPORTATION METHODS BY SPECIES: WOLVERINE

UNIT	SUCCESS	AIRPLANE NUMBER	%	HORSE/ DOG TEAM NUMBER	%	BOAT NUMBER	%	3-OR-4 WHEELER NUMBER	%	SNOWMACHINE NUMBER	%	OFF ROAD VEHICLE NUMBER	%	HIGHWAY VEHICLE NUMBER	%	WALKING NUMBER	%	UNKNOWN NUMBER	%	TOTAL NUMBER
Unit 25																				
Unit/Subunit 25D																				
	SUCCESSFUL	1	7.69	1	7.69	0	0.00	0	0.00	11	84.62	0	0.00	0	0.00	0	0.00	0	0.00	13
	UNSUCCESSFUL	n/a	n/a	n/a	n/a	n/a	n/a	n/a	n/a	n/a	n/a	n/a	n/a	n/a	n/a	n/a	n/a	n/a	n/a	n/a
	TOTAL	1	7.69	1	7.69	0	0.00	0	0.00	11	84.62	0	0.00	0	0.00	0	0.00	0	0.00	13
TOTAL UNIT																				
	SUCCESSFUL	5	10.20	3	6.12	0	0.00	0	0.00	40	81.63	0	0.00	0	0.00	0	0.00	1	2.04	49
	UNSUCCESSFUL	n/a	n/a	n/a	n/a	n/a	n/a	n/a	n/a	n/a	n/a	n/a	n/a	n/a	n/a	n/a	n/a	n/a	n/a	n/a
	TOTAL	5	10.20	3	6.12	0	0.00	0	0.00	40	81.63	0	0.00	0	0.00	0	0.00	1	2.04	49
Unit 26																				
Unit/Subunit 26A																				
	SUCCESSFUL	0	0.00	0	0.00	0	0.00	0	0.00	13	92.86	0	0.00	0	0.00	0	0.00	1	7.14	14
	UNSUCCESSFUL	n/a	n/a	n/a	n/a	n/a	n/a	n/a	n/a	n/a	n/a	n/a	n/a	n/a	n/a	n/a	n/a	n/a	n/a	n/a
	TOTAL	0	0.00	0	0.00	0	0.00	0	0.00	13	92.86	0	0.00	0	0.00	0	0.00	1	7.14	14
Unit/Subunit 26B																				
	SUCCESSFUL	0	0.00	0	0.00	0	0.00	0	0.00	4	36.36	0	0.00	7	63.64	0	0.00	0	0.00	11
	UNSUCCESSFUL	n/a	n/a	n/a	n/a	n/a	n/a	n/a	n/a	n/a	n/a	n/a	n/a	n/a	n/a	n/a	n/a	n/a	n/a	n/a
	TOTAL	0	0.00	0	0.00	0	0.00	0	0.00	4	36.36	0	0.00	7	63.64	0	0.00	0	0.00	11
Unit/Subunit 26C																				
	SUCCESSFUL	0	0.00	0	0.00	0	0.00	0	0.00	1	100.00	0	0.00	0	0.00	0	0.00	0	0.00	1
	UNSUCCESSFUL	n/a	n/a	n/a	n/a	n/a	n/a	n/a	n/a	n/a	n/a	n/a	n/a	n/a	n/a	n/a	n/a	n/a	n/a	n/a
	TOTAL	0	0.00	0	0.00	0	0.00	0	0.00	1	100.00	0	0.00	0	0.00	0	0.00	0	0.00	1
TOTAL UNIT																				
	SUCCESSFUL	0	0.00	0	0.00	0	0.00	0	0.00	18	69.23	0	0.00	7	26.92	0	0.00	1	3.85	26
	UNSUCCESSFUL	n/a	n/a	n/a	n/a	n/a	n/a	n/a	n/a	n/a	n/a	n/a	n/a	n/a	n/a	n/a	n/a	n/a	n/a	n/a
	TOTAL	0	0.00	0	0.00	0	0.00	0	0.00	18	69.23	0	0.00	7	26.92	0	0.00	1	3.85	26
TOTAL STATEWIDE																				
	SUCCESSFUL	62	12.38	10	2.00	12	2.40	7	1.40	345	68.86	0	0.00	24	4.79	24	4.79	17	3.39	501
	UNSUCCESSFUL	n/a	n/a	n/a	n/a	n/a	n/a	n/a	n/a	n/a	n/a	n/a	n/a	n/a	n/a	n/a	n/a	n/a	n/a	n/a
	TOTAL	62	12.38	10	2.00	12	2.40	7	1.40	345	68.86	0	0.00	24	4.79	24	4.79	17	3.39	501



1993-94 ALASKA HUNTING AND TRAPPING REGULATIONS AND SEASONS

The Regulations and Seasons section of this book lists all hunting and trapping seasons open in Alaska during regulatory year 1993-94. The descriptions of the seasons, bag limits, hunt areas, and methods and means are the same as those listed in *Alaska Game Regulations, no. 34, effective July 1, 1993 - June 30, 1994.*

Please Note :
The season dates, defined hunt areas and/or bag limits have been adjusted to reflect actual opening and closing dates, boundary changes or hunt conditions as mandated by Emergency Orders issued by state biologists or the Board of Game.

Adjustment of season lengths is only one method by which harvest levels may be manipulated from year to year. When comparing differences in harvest levels between years, possible differences in season lengths, size and location of hunt areas, bag limits, and methods and means should be kept in mind. For a more detailed discussion of the limitations of multi-year comparisons, please refer to the *Introduction/How To Use This Book* section at the front of this book.

GAME MANAGEMENT UNIT 1

HUNT AREA AND BAG LIMITS	SUBSISTENCE/ RESIDENT OPEN SEASONS	NONRESIDENT OPEN SEASONS
BLACK BEAR		
Unit 1		
SUBSISTENCE/RESIDENT HUNTERS: Two bears, not more than one of which may be a blue or glacier bear. Evidence of sex required	Sep. 1--June 30	
NONRESIDENT HUNTERS: One bear. Evidence of sex required		Sep. 1--June 30
BROWN BEAR/GRIZZLY BEAR		
Unit 1: One bear every four regulatory years by registration permit only	Sep. 15--Dec. 31 Mar. 15--May 31	Sep. 15--Dec. 31 Mar. 15--May 31
DEER		
Unit 1(A): Four antlered deer. Harvest ticket required. Evidence of sex required	Aug. 1--Dec. 31	Aug. 1--Dec. 31
Unit 1(B): Two antlered deer. Harvest ticket required. Evidence of sex required	Aug. 1--Dec. 31	Aug. 1--Dec. 31
Unit 1(C), that portion including Douglas, Lincoln, Shelter and Sullivan Islands: Four deer; however antlerless deer may be taken only from Sept. 15--Dec. 31. Harvest ticket required. Evidence of sex required	Aug. 1--Dec. 31	Aug. 1--Dec. 31
Remainder Unit 1(C): Two antlered deer	Aug. 1--Dec. 31	Aug. 1--Dec. 31
Unit 1(D)	No open season	No open season
ELK		
Unit 1	No open season	No open season
MOUNTAIN GOAT		
Unit 1(A), Revillagigedo Island except that portion west of Carroll Inlet and Creek, west of the divide between Carroll Creek and the south fork of Orchard Creek, south of Orchard Creek, Orchard Lake, Shrimp Bay, and Gedney Pass: One goat by registration permit only	Aug. 1--Dec. 31	Aug. 1--Dec. 31

Hunt area and bag limits	Subsistence/ Resident Open Seasons	Nonresident Open Seasons
MOUNTAIN GOAT		
Unit 1(A), remainder of Revillagigedo Island:	No open season	No open season
Unit 1(B), that portion north of Bradfield Canal and the north fork of the Bradfield River: One goat by registration permit only. However, the taking of kids or nannies with kids is prohibited	Aug. 1--Dec. 31	Aug. 1--Dec. 31
Remainder of Units 1(A) and 1(B): Two goats by registration permit only	Aug. 1--Dec. 31	Aug. 1--Dec. 31
Unit 1(C), that portion draining into Lynn Canal and Stephens Passage between Antler River and Eagle Glacier and River: One goat by registration permit only	Oct. 1--Nov. 30	Oct. 1--Nov. 30
Unit 1(C), that portion draining into Stephens Passage and Taku Inlet between Eagle Glacier and River and Taku Glacier, and all drainages of the Chilkat Range south of the Endicott River	No open season	No open season
Remainder of Unit 1(C): One goat by registration permit only	Aug. 1--Nov. 30	Aug. 1--Nov. 30
Unit 1(D), that portion between Taiya Inlet and River and White Pass and Yukon Railroad	No open season	No open season
Unit 1(D), that portion lying north of the Katzehin River and northeast of the Haines Highway: One goat by registration permit only	Sept. 15--Nov. 30	Sept. 15--Nov. 30
Remainder of Unit 1(D): One goat by registration permit only	Aug. 1--Dec. 31	Aug. 1--Dec. 31
MOOSE		
Unit 1(A) and Unit 1(B), south of LeConte Bay and Glacier: One bull by registration permit only. Evidence of sex required	Sept. 15--Oct. 15	Sept. 15--Oct. 15
Unit 1(B), north of LeConte Bay and Glacier: One bull with spike-fork or 50-inch antlers or antlers with 3 or more brow tines on one side by registration permit only. Evidence of sex required	Oct. 1--Oct. 15	Oct. 1--Oct. 15
Unit 1(C), Berners Bay drainages only: One moose by drawing permit only. Up to 20 permits will be issued. Evidence of sex required	Sept. 15--Oct. 15	Sept. 15--Oct. 15

Hunt area and bag limits	Subsistence/ Resident Open Seasons	Nonresident Open Seasons
MOOSE		
Remainder of Unit 1(C): One bull by registration permit only. Evidence of sex required	Sept. 15--Oct. 15	Sept. 15--Oct. 15
Unit 1(D): One bull with spike-fork or 50-inch antlers or antlers with 3 or more brow tines on one side by Tier II subsistence permit only; up to 200 permits will be issued. Evidence of sex required	Oct. 1--Oct. 15	No open season
WOLF		
Unit 1: Five wolves	Aug. 1--Apr. 30	Aug. 1--Apr. 30
WOLVERINE		
Unit 1: One wolverine	Nov. 10--Feb. 15	Nov. 10--Feb. 15
COYOTE		
Unit 1.: Two coyotes	Sept. 1--April 30	Sept. 1--April 30
FOX, RED		
Unit 1	No open season	No open season
LYNX		
Unit 1	No open season	No open season

GAME MANAGEMENT UNIT 2

HUNT AREA AND BAG LIMITS	SUBSISTENCE/ RESIDENT OPEN SEASONS	NONRESIDENT OPEN SEASONS
BLACK BEAR		
Unit 2:		
SUBSISTENCE/RESIDENT HUNTERS: Two bears, not more than one of which may be a blue or glacier bear. Evidence of sex required	Sep. 1--June 30	
NONRESIDENT HUNTERS: One bear. Evidence of sex required		Sep. 1--June 30
BROWN BEAR/GRIZZLY BEAR		
Unit 2	No open season	No open season
DEER		
Unit 2: Four antlered deer. Harvest ticket required. Evidence of sex required	Aug. 1--Dec. 31	Aug. 1--Dec. 31
ELK		
Unit 2	No open season	No open season

Hunt area and bag limits	Subsistence/ Resident Open Seasons	Nonresident Open Seasons
MOOSE		
Unit 2	No open season	No open season
WOLF		
Unit 2: Five wolves	Aug. 1--Apr. 30	Aug. 1--Apr. 30
WOLVERINE		
Unit 2: One wolverine	Nov. 10--Feb. 15	Nov. 10--Feb. 15
COYOTE		
Unit 2: Two coyotes	Sept. 1--April 30	Sept. 1--April 30
FOX, RED		
Unit 2	No open season	No open season
LYNX		
Unit 2	No open season	No open season

GAME MANAGEMENT UNIT 3

Hunt area and bag limits	Subsistence/ Resident Open Seasons	Nonresident Open Seasons
BLACK BEAR		
Unit 3:		
SUBSISTENCE/RESIDENT HUNTERS: Two bears, not more than one of which may be a blue or glacier bear. Evidence of sex required	Sep. 1--June 30	
NONRESIDENT HUNTERS: One bear. Evidence of sex required		Sep. 1--June 30
BROWN BEAR/GRIZZLY BEAR		
Unit 3	No open season	No open season
DEER		
Unit 3, that portion of Mitkof Island within the Petersburg city limits and that portion of Kupreanof Island within the Kupreanof city limits: One antlered deer by registration permit only. Evidence of sex required.	Oct. 15--Oct 31	Oct. 15--Oct 31
Unit 3, that portion of Mitkof island within the Petersburg city limits and that portion of Kureanof Island within the Kupreanof city limits.	No open season	No open season
Remainder of Unit 3: Two antlered deer. Harvest ticket required. Evidence of sex required	Aug. 1--Nov. 30	Aug. 1--Nov. 30

Hunt area and bag limits	Subsistence/ Resident Open Seasons	Nonresident Open Seasons
ELK		
Unit 3	No open season	No open season
MOOSE		
Unit 3: One bull with spike-fork or 50-inch antlers or antlers with 3 or more brow tines on one side by registration permit only. Evidence of sex required	Oct. 1--Oct. 15	Oct. 1--Oct. 15
WOLF		
Unit 3: Five wolves	Aug. 1--Apr. 30	Aug. 1--Apr. 30
WOLVERINE		
Unit 3: One wolverine	Nov. 10--Feb. 15	Nov. 10--Feb. 15
COYOTE		
Unit 3: Two coyotes	Sept. 1--April 30	Sept. 1--April 30
FOX, RED		
Unit 3	No open season	No open season
LYNX		
Unit 3	No open season	No open season

GAME MANAGEMENT UNIT 4

HUNT AREA AND BAG LIMITS	SUBSISTENCE/ RESIDENT OPEN SEASONS	NONRESIDENT OPEN SEASONS
BROWN BEAR/GRIZZLY BEAR		
Unit 4, Chichagof Island south and west of a line which follows the crest of the island from Rock Point (58° N. lat., 136° 21 'W. long.), to Rodgers Point (57° 35 'N. lat., 135° 33' W. long.), including Yakobi and other adjacent islands; Baranof Island south and west of a line which follows the crest of the island from Nismeni Point (57° 34' N. lat., 135° 25' W. long.), to the entrance of Gut Bay (56° 44' N. lat., 134° 38' W. long.), including the drainages into Gut Bay and including Kruzof and other adjacent islands: One bear every four regulatory years by registration permit only. Evidence of sex required	Sep. 15--Dec. 31 Mar. 15--May 31	Sep. 15--Dec. 31 Mar. 15--May 31
Unit 4, that portion in the Northeast Chichagof Controlled Use Area: One bear every four regulatory years by registration permit only. Evidence of sex required	Mar. 15--May 20	Mar. 15--May 20

Hunt area and bag limits	Subsistence/ Resident Open Seasons	Nonresident Open Seasons
BROWN BEAR/GRIZZLY BEAR		
Remainder of Unit 4: One bear every four regulatory years by registration permit only. Evidence of sex required	Sep. 15--Dec. 31 Mar. 15--May 20	Sep. 15--Dec. 31 Mar. 15--May 20
DEER		
Unit 4, that portion of Chichagof Island east of Port Frederick and north of Tenakee Inlet including all drainages into Tenakee Inlet: Three deer, however antlerless deer may be taken only from Sept. 15--Dec. 31. Harvest ticket required. Evidence of sex required	Aug. 1--Dec. 31	Aug. 1--Dec. 31
Remainder of Unit 4: Four deer; however, antlerless deer may be taken only from Sept. 15--Dec. 31. Harvest ticket required. Evidence of sex required	Aug. 1--Dec. 31	Aug. 1--Dec. 1
ELK		
Unit 4	No open season	No open season
MOUNTAIN GOAT		
Unit 4: One goat by registration permit only	Aug. 1--Dec. 31	Aug. 1--Dec. 31
MOOSE		
Unit 4	No open season	No open season
WOLF		
Unit 4: Five wolves	Aug. 1--Apr. 30	Aug. 1--Apr. 30
WOLVERINE		
Unit 4: One wolverine	Nov. 10--Feb. 15	Nov. 10--Feb. 15
COYOTE		
Unit 4: Two coyotes	Sept. 1--April 30	Sept. 1--April 30
FOX, RED		
Unit 4	No open season	No open season
LYNX		
Unit 4	No open season	No open season

GAME MANAGEMENT UNIT 5

HUNT AREA AND BAG LIMITS	SUBSISTENCE/ RESIDENT OPEN SEASONS	NONRESIDENT OPEN SEASONS
BLACK BEAR		
Unit 5:		
SUBSISTENCE/RESIDENT HUNTERS: Two bears, not more than one of which may be a blue or glacier bear. Evidence of sex required	Sep. 1--June 30	
NONRESIDENT HUNTERS: One bear. Evidence of sex required		Sep. 1--June 30
BROWN BEAR/GRIZZLY BEAR		
Unit 5: One bear every four regulatory years. Evidence of sex required	Sep. 1--May 31	Sep. 1--May 31
DEER		
Unit 5(A): One antlered deer. Harvest ticket required. Evidence of sex required	Nov. 1--Nov. 30	Nov. 1--Nov. 30
Unit 5(B)	No open season	No open season
ELK		
Unit 5	No open season	No open season
MOUNTAIN GOAT		
Unit 5: One goat by registration permit only	Aug. 1--Dec. 31	Aug. 1--Dec. 31
MOOSE		
Unit 5(A), except Nunatak Bench: One bull by registration permit only. Up to 60 bulls may be taken; the season will be closed in that portion west ot the Dangerous River when 30 bulls have been taken in that area. Evidence of sex required Note: Under federal subsistence hunting regulations federal public lands in Unit 5(A) are closed to moose hunting from Oct. 15--Oct. 21, except by residents of Unit 5(A)	Oct. 15--Nov. 15	Oct. 15--Nov. 15
Unit 5(A), Nunatak Bench	No open season	No open season
Unit 5(B): One bull by registration permit only; up to 25 bulls may be taken. See Federal Regulations for people qualified to hunt in National Parks and Monuments. Evidence of sex required	Sept. 1--Dec. 15	Sept. 1--Dec. 15

Hunt area and bag limits	Subsistence/ Resident Open Seasons	Nonresident Open Seasons
WOLF		
Unit 5: Five wolves	Aug. 1--Apr. 30	Aug. 1--Apr. 30
WOLVERINE		
Unit 5: One wolverine	Nov. 10--Feb. 15	Nov. 10--Feb. 15
COYOTE		
Unit 5: Two coyotes	Sept. 1--April 30	Sept. 1--April 30
FOX, RED		
Unit 5	No open season	No open season
LYNX		
Unit 5	No open season	No open season

GAME MANAGEMENT UNIT 6

HUNT AREA AND BAG LIMITS	SUBSISTENCE/ RESIDENT OPEN SEASONS	NONRESIDENT OPEN SEASONS
BLACK BEAR		
Unit 6: One bear. Evidence of sex required	Sept. 1--June 30	Sept. 1--June 30
BROWN BEAR/GRIZZLY BEAR		
Units 6(A), 6(B), 6(C): One bear every four regulatory years. Evidence of sex required	Sept. 1--May 31	Sept. 1--May 31
Unit 6(D), Montague Island: One bear every four regulatory years. Evidence of sex required	Apr. 1--Apr. 6	Apr. 1--Apr. 6
Remainder of Unit 6(D): One bear every four regulatory years. Evidence of sex required	Oct. 1--May 31	Oct. 1--May 31
DEER		
Unit 6: Four deer; however, antlerless deer may be taken only from Nov. 1--Dec. 31. Harvest ticket required. Evidence of sex required	Aug. 1--Dec. 31	Aug. 1--Dec. 31
MOUNTAIN GOAT		
Unit 6(A), Hunt # RG206; specifically that portion west of and north of the main channel of the Duktoth River, west of the Wrangell-St. Elias National Park boundary, south and east of Bering Glacier, and east of the Tsiu River: One goat by registration permit only	Aug. 20--Nov. 17	Aug. 20-- Nov. 17

Hunt area and bag limits	Subsistence/ Resident Open Seasons	Nonresident Open Seasons
MOUNTAIN GOAT		
Unit 6(B), Hunt #RG220; specifically that portion north of and including, Martin River Glacier; north of Martin River; and east of Pleasant Valley Creek and Pleasant Valley Glacier	No open season	No open season
Unit 6(D), Hunt #RG242; specifically, the mainland drainages south of Port Fidalgo and Gravina River, north of Orca Bay, and north and west of Nelson Bay and Rude River; Hunt #RG249; specifically that portion east of Columbia Glacier, north of Valdez Arm and west of Port Valdez, Shoup Bay and Shoup Glacier; Hunt #RG266; specifically the mainland drainages south of Icy Bay, Tiger Glacier, and Sargent Icefield, and east of Cape Fairfield: One goat by registration permit only	Aug. 20--Nov. 3	Aug. 20--Nov. 3
Remainder of Unit 6: One goat by registration permit only	Aug. 20--Jan. 31	Aug. 20--Jan. 31
MOOSE		
Unit 6(A), That portion west of Suckling Hills and west of Bering Glacier: One moose by registration permit only; up to 30 antlered moose may be taken.	Sept. 1--Sept. 11	Sept. 1--Sept. 11
Unit 6(A), That portion west of Suckling Hills and west of Bering Glacier: One moose by permit only. Up to 30 drawing permits will be issued for antlerless moose.	Sept. 1--Oct. 5	Sept. 1--Oct. 5
Remainder of Unit 6(A): One moose. Harvest ticket required. Evidence of sex required. See Federal regulations for people qualified to hunt in National Parks and Monuments	Sept.1--Dec. 31	Sept. 1--Dec. 31
Unit 6(B): One moose by drawing permit only. Up to 30 drawing permits will be issued for antlerless moose. No motorized vehicles may be used for hunting moose from Aug. 27--Aug. 31 with the exception of highway vehicles on the maintained surface of the Copper River Highway. Evidence of sex required	Aug. 27--Sept. 30 (General hunt only)	No open season

Hunt area and bag limits	Subsistence/ Resident Open Seasons	Nonresident Open Seasons
MOOSE		
Unit 6(B): One moose by registration permit only. Up to 30 antlered moose may be taken. No motorized vehicles may be used for hunting moose from Aug. 27--Aug. 31 with the exception of highway vehicles on the maintained surface of the Copper River Highway. Evidence of sex required	Aug. 27--Sept. 4 (General hunt only)	No open season
Unit 6(C): One moose by drawing permit only. Up to 20 permits for antlered moose and up to 20 permits for antlerless moose will be issued. Evidence of sex required	Sept. 1--Sept. 30 (General hunt only)	No open season
Unit 6(D): One bull. Harvest ticket required. Evidence of sex required	Sept. 1--Sept. 30 (General hunt only)	Sept. 1--Sept. 30
WOLF		
Unit 6: Five wolves	Aug. 10--Apr. 30	Aug. 10--Apr. 30
WOLVERINE		
Unit 6: One wolverine	Sept. 1--Mar. 31	Sept. 1--Mar. 31
COYOTE		
Unit 6: Two coyotes	Sept. 1--April 30	Sept. 1--April 30
FOX, RED		
Unit 6	No open season	No open season
LYNX		
Unit 6	No open season	No open season

GAME MANAGEMENT UNIT 7

HUNT AREA AND BAG LIMITS	SUBSISTENCE/ RESIDENT OPEN SEASONS	NONRESIDENT OPEN SEASONS
BLACK BEAR		
Unit 7: Three bears. Evidence of sex required	No closed season	No closed season
BROWN BEAR/GRIZZLY BEAR		
Unit 7: One bear every four regulatory years. Evidence of sex required	Sep. 15--Oct. 15 May 10--May 25	Sep. 15--Oct. 15 May 10--May 25
CARIBOU		
Unit 7, north of the Sterling Highway and west of the Seward Highway: One caribou by drawing permit only. Up to 200 permits may be issued	Aug. 10--Sep. 30	Aug. 10--Sep. 30

Hunt area and bag limits	Subsistence/ Resident Open Seasons	Nonresident Open Seasons
Remainder of Unit 7	No open season	No open season
MOUNTAIN GOAT		
Unit 7, Hunts RG333 and RG347: One goat by drawing permit only in the Aug. 10--Sept. 30 season or one goat by registration permit only in the Oct. 15--Oct. 21 season	Aug. 10--Sept. 30 (General hunt only) Oct. 15--Oct. 21 (General hunt only)	Aug. 10--Sept. 30 Oct. 15--Oct. 21
MOUNTAIN GOAT		
Unit 7, Hunts RG336 and RG352: One goat by drawing permit only in the Aug. 10--Sept. 30 season, or one goat by registration permit only in the Oct. 15--Oct. 29 season	Aug. 10--Sept. 30 (General hunt only) Oct. 15--Oct. 29 (General hunt only)	Aug. 10--Sept. 30 Oct. 15--Oct. 29
MOUNTAIN GOAT		
Unit 7, Hunt RG340: One goat by drawing permit only in the Aug. 10--Sept. 30 season, or one goat by registration permit only in the Oct. 15--Nov. 9 season	Aug. 10--Sept. 30 (General hunt only) Oct. 15--Nov. 9 (General hunt only)	Aug. 10--Sept. 30 Oct. 15--Nov. 9
Remainder of Unit 7: One goat by drawing permit only in the Aug. 10--Sept. 30 season; up to 500 permits will be issued; or one goat by registration permit only in the Oct. 15--Nov. 30 season	Aug. 10--Sept. 30 Oct. 15--Nov. 30	Aug. 10--Sept. 30 Oct. 15--Nov. 30
MOOSE		
Unit 7, that portion known as the Resurrection Creek Closed Area	No open season	No open season
Unit 7, the Placer River drainages, and that portion of Placer Creek drainage (Bear Valley) outside the Portage Glacier Closed Area: One moose by drawing permit only. Up to 60 permits for antlered moose and up to 70 permits for antlerless moose will be issued. The antlered moose season will close Sept. 30. Evidence of sex required	Aug. 20--Oct. 10	Aug. 20--Oct. 10
Remainder of Unit 7: One bull with spike-fork or 50-inch antlers or antlers with 3 or more brow tines on one side Harvest ticket required. Evidence of sex required	Aug. 20--Sept. 20	Aug. 20--Sept. 20
SHEEP		
Unit 7: One ram with full curl horn or larger. Harvest ticket required	Aug. 10--Sept. 20	Aug. 10--Sept. 20

Hunt area and bag limits	Subsistence/ Resident Open Seasons	Nonresident Open Seasons
WOLF		
Unit 7: That portion within the Kenai National Wildlife Refuge:		
Two wolves	Aug. 10--Apr. 30	Aug. 10--Apr. 30
Unit 7: That portion outside the Kenai National Wildlife Refuge:		
Five wolves	Aug. 10--Apr. 30	Aug. 10--Apr. 30
WOLVERINE		
Unit 7:		
One wolverine	Sept. 1--Mar. 31	Sept. 1--Mar. 31
COYOTE		
Unit 7:		
Two coyotes	Sept. 1--April 30	Sept. 1--April 30
FOX, RED		
Unit 7	No open season	No open season
LYNX		
Unit 7	No open season	No open season

GAME MANAGEMENT UNIT 8

HUNT AREA AND BAG LIMITS	SUBSISTENCE/ RESIDENT OPEN SEASONS	NONRESIDENT OPEN SEASONS
BROWN BEAR/GRIZZLY BEAR		
Unit 8, that portion of Kodiak Island east of a line from the mouth of Saltery Creek to Crag Point, and Spruce Island:		
One bear every four regulatory years by registration permit only. Evidence of sex required	Oct. 25--Nov. 30 Apr. 1--May 15	Oct. 25--Nov. 30 Apr. 1--May 15
Remainder of Unit 8:		
One bear every four regulatory years, by permit only. Residents, and nonresidents accompanied by residents within the second degree of kindred, may take bear by drawing permit only; nonresidents guided by a registered, master or Class A assistant guide may take bear by registration permit only. Evidence of sex required	Oct. 25--Nov. 30 Apr. 1--May 15	Oct. 25--Nov. 30 Apr. 1--May 15
CARIBOU		
Unit 8:		
No limit. Harvest ticket required	No closed season	No closed season

Hunt area and bag limits	Subsistence/ Resident Open Seasons	Nonresident Open Seasons
DEER		
Unit 8, that portion of Kodiak Island north of a line from the head of Settlers Cove to Crescent Lake (57° 52'N., 152° 58' W.), and east of a line from the outlet of Crescent Lake to Mount Ellison Peak to Pokati Point at Whale Passage, and that portion of Kodiak Island east of a line from the mouth of Saltery Creek to the mouth at Elbow Creek and adjacent small islands in Chiniak Bay: One deer; however, antlerless deer may be taken only from Oct. 25--Oct. 31. Harvest ticket required. Evidence of sex required	Aug. 1--Oct. 31	Aug. 1--Oct. 31
Unit 8, that portion of Kodiak Island and adjacent islands south and west of a line from the head of Terror Bay to the head of the southwestern most arm of Ugak Bay: Four deer; however antlerless deer may be taken only from Oct. 1--Dec. 31. Harvest ticket required. Evidence of sex required	Aug. 1--Dec. 31	Aug. 1--Dec. 31
Remainder of Unit 8: Four deer; however antlerless deer may be taken only from Oct. 1--Dec. 31; no more than 1 antlerless deer may be taken from Oct. 1--Nov. 30. Harvest ticket required. Evidence of sex required	Aug. 1--Dec. 31	Aug. 1--Dec. 31
ELK		
Unit 8, Raspberry Island: One elk by drawing permit only. Up to 300 permits will be issued	Oct. 10--Nov. 25 (General hunt only)	Oct. 10--Nov. 25
Unit 8, that portion of Afognak Island east of Tonki Bay and east of a line from the head of Tonki Bay to Pillar Cape.	No open season	No open season
Unit 8, that portion of Afognak Island west of Tonki Bay and west of a line from the head of Tonki Bay to Pillar Cape and south and east fo a line from the head of Discoverer Bay to the head of Malina Bay and south of Malina Bay: One elk by drawing permit only; up to 500 permits will be issued.	Oct. 10--Oct. 31	Oct. 10--Oct. 31

Hunt area and bag limits	Subsistence/ Resident Open Seasons	Nonresident Open Seasons
ELK		
Unit 8, that portion of Afognak Island west of Izhut Bay and south and west of a line from the head of Saposa Bay to Delphin Point and south and east of a line from Delphin Point to the head of Malina Bay and north and east of a line from the head of Malina Bay to the head of Back Bay: One elk by registration permit only	Nov. 5--Nov. 7	Nov. 5--Nov. 7
Remainder of Unit 8: One elk by registration permit only	Oct. 10--Nov. 25	Oct. 10--Nov. 25
MOUNTAIN GOAT		
Unit 8: One goat by drawing permit only; up to 150 permits will be issued	Sept. 1--Oct. 31	Sept. 1--Oct. 31
MOOSE		
Unit 8	No open season	No open season
WOLF		
Unit 8: Five wolves	Aug. 10--Apr. 30	Aug. 10--Apr. 30
WOLVERINE		
Unit 8: One wolverine	Sept. 1--Mar. 31	Sept. 1--Mar. 31
COYOTE		
Unit 8: Two coyotes	Sept. 1--April 30	Sept. 1--April 30
FOX, RED		
Unit 8: Two foxes	Sept. 1--Feb. 15	Sept 1--Feb. 15
LYNX		
Unit 8	No open season	No open season

GAME MANAGEMENT UNIT 9

Hunt area and bag limits	Subsistence/ Resident Open Seasons	Nonresident Open Seasons
BLACK BEAR		
Unit 9: Three bears	No closed season	No closed season
BROWN BEAR/GRIZZLY BEAR		
Unit 9(A), those drainages into Kamishak Bay from Contact Point to the McNeil River State Game Sanctuary including adjacent tidelands	No open season	No open season

Hunt area and bag limits	Subsistence/ Resident Open Seasons	Nonresident Open Seasons
BROWN BEAR/GRIZZLY BEAR		
Remainder of Unit 9(A): One bear every four regulatory years. Evidence of sex required. Note: these areas are only open in the fall of odd-numbered years and the spring of even-numbered years	Oct. 1--Oct. 21 May 10--May 25	Oct. 1--Oct. 21 May 10--May 25
Unit 9(B): One bear every four regulatory years. Evidence of sex required. Note: these areas are only open in the fall of odd-numbered years and the spring of even-numbered years	Oct. 1--Oct. 21 May 10--May 25	Oct. 1--Oct. 21 May 10--May 25
Unit 9(C), Naknek River drainage: One bear every four regulatory years by registration permit only. Evidence of sex required	Sep. 1--Oct 31 (General hunt only) May 1--June 30 (General hunt only)	Sep. 1--Oct. 31 May 1--June 30
Unit 9(D), south and west of a line from Moffett Point to the eastern side of the eastern entrance of Kinzarof Lagoon, and north of a line from the base of Cape Glazenap to Frosty Peak to the mouth of Old Man's Lagoon: One bear every four years by registration permit only. Evidence of sex required. The season will be closed by emergency order when allowable harvest is reached Note: these areas are only open in the fall of odd-numbered years and the spring of even-numbered years	Oct. 7--Oct. 8 May 10--May 18	Oct. 7--Oct. 8 May 10--May 18
Remainder of Unit 9(C), remainder of 9(D), and 9(E): One bear every four regulatory years. Evidence of sex required. Note: these areas are only open in the fall of odd-numbered years and the spring of even-numbered years	Oct. 7--Oct. 21 May 10--May 25	Oct. 7--Oct. 21 May 10--May 25
CARIBOU		
Units 9(A) and 9(C):		
SUBSISTENCE/RESIDENT HUNTERS: Four caribou; however, no more than two caribou may be taken Aug. 10--Aug. 31 and no more than one caribou may be taken Sep. 1--Nov. 30, and only by a hunter who has taken no caribou in the state from July 1--Aug. 31. Harvest ticket required	Aug. 10--Mar. 31	
NONRESIDENT HUNTERS: One caribou. Harvest ticket required		Aug. 10--Mar. 31

Hunt area and bag limits	Subsistence/ Resident Open Seasons	Nonresident Open Seasons
CARIBOU **Unit 9(B)**		
SUBSISTENCE/RESIDENT HUNTERS: Five caribou; however, no more than two may be bulls. Harvest ticket required	Aug. 1--Apr. 15	
NONRESIDENT HUNTERS: Two caribou. Harvest ticket required		Aug. 1--Apr. 15
Unit 9(D): **Note**: Under federal subsistence hunting regulations, federal public lands in Unit 9(D) and Unimak Island are closed to caribou hunting, except by residents of Unit 9(D) and False Pass	No open season	No open season
Unit 9(E), The Pacific drainages southwest of Seal Cape only:		
SUBSISTENCE/RESIDENT HUNTERS: Four caribou; however, only bulls may be taken July 1--Aug. 9, and no more than two caribou may be taken July. 1--Aug. 31; no more than one caribou may be taken Sept. 1--Nov. 30, and only by a hunter who has taken no caribou in the state from July 1--Aug. 31; no more than two caribou may be taken Apr. 1--Apr. 30. Harvest ticket required	July 1--Apr. 30	
NONRESIDENT HUNTERS: One caribou. Harvest ticket required		Aug. 10--Mar. 31
Remainder of Unit 9(E):		
SUBSISTENCE/RESIDENT HUNTERS: Four caribou; however, no more than two caribou may be taken Aug. 10--Aug. 31; no more than one caribou may be taken Sept. 1--Nov. 30, and only by a hunter who has taken no caribou in the state from July 1--Aug. 31; no more than two caribou may be taken Apr. 1--Apr. 30. Harvest ticket required	Aug. 10--Apr. 30	
NONRESIDENT HUNTERS: One caribou. Harvest ticket required		Aug. 10--Mar. 31
MOOSE		
Unit 9(A): One bull. Harvest ticket required. Evidence of sex required. See Federal Regulations for people qualified to hunt in National Parks and Monuments	Sept. 1--Sept. 15	Sept. 5--Sept. 15

Hunt area and bag limits	Subsistence/ Resident Open Seasons	Nonresident Open Seasons
MOOSE		
Unit 9(B):		
SUBSISTENCE/RESIDENT HUNTERS: One bull. Harvest ticket required. Evidence of sex required. See Federal Regulations for people qualified to hunt in National Parks and Monuments	Sept. 1--Sept. 15 Dec. 1--Dec. 31	
NONRESIDENT HUNTERS: One bull with 50-inch antlers or antlers with 3 or more brow tines on one side. Harvest ticket required. Evidence of sex required. See Federal Regulations for people qualified to hunt in National Parks and Monuments		Sept. 5--Sept. 15
Unit 9(C), that portion draining into the Naknek River:		
SUBSISTENCE/RESIDENT HUNTERS: One bull. Harvest ticket required. Evidence of sex required. See Federal Regulations for people qualified to hunt in National Parks and Monuments. **Note**: Under federal subsistence hunting regulations, federal public lands draining into the Naknek River from the south are closed to moose hunting from Dec. 1--Dec. 31, except by residents of Units 9(A), 9(B), 9(C), and 9(E).	Sept. 1--Sept. 15 Dec. 1--Dec. 31	
NONRESIDENT HUNTERS: One bull with 50-inch antlers or antlers with 3 or more brow tines on one side. Harvest ticket required. Evidence of sex required. See Federal Regulations for people qualified to hunt in National Parks and Monuments		Sept. 5--Sept. 15
Remainder of Unit 9(C):		
SUBSISTENCE/RESIDENT HUNTERS: One moose; however antlerless moose may be taken only from Dec. 1--Dec. 31. Harvest ticket required. Evidence of sex required. See Federal Regulations for people qualified to hunt in National Parks and Monuments	Sept. 1--Sept. 15 Dec. 1--Dec. 31	
NONRESIDENT HUNTERS: One bull with 50-inch antlers or antlers with 3 or more brow tines on one side. Harvest ticket required. Evidence of sex required. See Federal Regulations for people qualified to hunt in National Parks and Monuments		Sept. 5--Sept. 15

Hunt area and bag limits	Subsistence/ Resident Open Seasons	Nonresident Open Seasons
MOOSE		
Unit 9(D):	No open season	No open season
Unit 9(E):		
SUBSISTENCE/RESIDENT HUNTERS: One bull; however moose taken from Sept. 10--Sept. 20 must have 50-inch antlers or antlers with 3 or more brow tines on one side. Harvest ticket required. Evidence of sex required	Sept. 10--Sept. 20 Dec. 1--Dec. 31	Sept. 10--Sept. 20
NONRESIDENT HUNTERS: One bull with 50-inch antlers or antlers with 3 or more brow tines on one side. Harvest ticket required. Evidence of sex required.		Sept.10--Sept. 20
SHEEP		
Unit 9: One ram with full curl horn or larger. Harvest ticket required. Evidence of sex required	Aug. 10--Sept. 20	Aug. 10--Sept. 20
WOLF		
Unit 9: Five wolves	Aug. 10--Apr. 30	Aug. 10--Apr. 30
WOLVERINE		
Unit 9: One wolverine	Sept. 1--Mar. 31	Sept. 1--Mar. 31
COYOTE		
Unit 9: Two coyotes	Sept. 1--April 30	Sept. 1--April 30
FOX, ARCTIC		
Unit 9: Two foxes	Sept.1--Apr. 30	Sept.1--Apr. 30
FOX, RED		
Unit 9: Two foxes	Sept. 1--Feb. 15	Sept 1--Feb. 15
LYNX		
Unit 9: Two lynx	Nov. 10--Feb. 28	Nov. 10--Feb. 28

GAME MANAGEMENT UNIT 10

HUNT AREA AND BAG LIMITS	SUBSISTENCE/ RESIDENT OPEN SEASONS	NONRESIDENT OPEN SEASONS
BROWN BEAR/GRIZZLY BEAR		
Unit 10, (Unimak Island): One bear every four regulatory years by drawing permit only. Up to 15 permits may be issued. Evidence of sex required	Oct. 1--Oct. 21 May 10--May 25	Oct. 1--Oct. 21 May 10--May 25

Hunt area and bag limits	Subsistence/ Resident Open Seasons	Nonresident Open Seasons
CARIBOU		
Unit 10, Adak Island only: No limit by registration permit only	No closed season	No closed season
Unit 10, Unimak Island only **Note**: Under federal subsistence hunting regulations, federal public lands in Unit 9(D) and Unimak Island are closed to caribou hunting, except by residents of Unit 9(D) and False Pass	No open season	No open season
Unit 10, Umnak Island only	No open season	No open season
Remainder of Unit 10: No limit. Harvest ticket required	No closed season	No closed season
WOLF		
Unit 10: Five wolves	Aug. 10--Apr. 30	Aug. 10--Apr. 30
WOLVERINE		
Unit-10: One wolverine	Sept. 1--Mar. 31	Sept. 1--Mar. 31
COYOTE		
Unit 10: Two coyotes	Sept. 1--April 30	Sept. 1--April 30
FOX, ARCTIC		
Unit 10: No limit	No closed season	No closed season
FOX, RED		
Unit 10: Two foxes	Sept. 1--Feb. 15	Sept 1--Feb. 15
LYNX		
Unit 10	No open season	No open season

GAME MANAGEMENT UNIT 11

HUNT AREA AND BAG LIMITS	SUBSISTENCE/ RESIDENT OPEN SEASONS	NONRESIDENT OPEN SEASONS
BLACK BEAR		
Unit 11: Three bears. Evidence of sex required	No closed season	No closed season
BROWN BEAR/GRIZZLY BEAR		
Unit 11: One bear every four regulatory years. Evidence of sex required. See Federal Regulations for people qualified to hunt in National Parks and Monuments	Sep. 1--Oct. 31 Apr. 25--May 31	Sep. 1--Oct. 31 Apr. 25--May 31
BISON		
Unit 11	No open season	No open season

Hunt area and bag limits	Subsistence/ Resident Open Seasons	Nonresident Open Seasons
CARIBOU		
Unit 11 See Federal Regulations for people qualified to hunt in National Parks and Monuments	No open season	No open season
MOUNTAIN GOAT		
Unit 11: One goat by registration permit only. See Federal Regulations for people qualified to hunt in National Parks and Monuments	Sept. 1--Nov. 30	Sept. 1--Nov. 30
MOOSE		
Unit 11: One bull with spike-fork or 50-inch antlers or antlers with 3 or more brow tines on one side. Harvest ticket required. Evidence of sex required. See Federal Regulations for people qualified to hunt in National Parks and Monuments	Aug. 20--Sept. 20	Aug. 20--Sept. 20
SHEEP		
Unit 11:		
SUBSISTENCE/RESIDENT HUNTERS: One sheep. Harvest ticket required	Aug. 10--Sept. 20	
NONRESIDENT HUNTERS: One ram with full curl horn or larger. Harvest ticket required. Evidence of sex required.		Aug. 10--Sept. 20
WOLF **Unit 11:** Five wolves	Aug. 10--Apr. 30	Aug. 10--Apr. 30
WOLVERINE **Unit 11:** One wolverine Note: Under federal subsistence hunting regulations, federal public lands in Units 11 and 13 are closed to wolverine hunting except by federally eligible rural residents of Alaska	Sept. 1--Jan 31	Sept. 1--Jan. 31
COYOTE **Unit 11:** Two coyotes	Sept. 1--April 30	Sept. 1--April 30
FOX, RED **Unit 11:** Two foxes	Sept. 1--Feb. 15	Sept 1--Feb. 15
LYNX **Unit 11:** Two lynx	Nov. 10--Jan. 31	Nov. 10--Jan. 31

GAME MANAGEMENT UNIT 12

HUNT AREA AND BAG LIMITS	SUBSISTENCE/ RESIDENT OPEN SEASONS	NONRESIDENT OPEN SEASONS
BLACK BEAR		
Unit 12: Three bears. Evidence of sex required	No closed season	No closed season
BROWN BEAR/GRIZZLY BEAR		
Unit 12: One bear every regulatory year. Evidence of sex required. A bear taken in this unit does not count against the one bear every four years bag limit in other units; however, no person may take more than one bear statewide per regulatory year	Sep. 1--May 31	Sep. 1--May 31
CARIBOU		
Unit 12, that portion of west of the Nabesna River within the drainages of Jack Creek, Platinum Creek, and Totschunda Creek. See Federal Regulations for people qualified to hunt in National Parks and Monuments	No open season	No open season
Unit 12, that portion of east of the Nabesna River and south of the winter trail from the Nabesna River to Pickeral Lake to the Canadian border: One bull by registration permit only. The Sept. season will be closed when 20 bulls have been taken. The Nov. season prohibits hunting within 100 yards of any state-maintained road and from the Northway Road between the Alaska Highway and Northway Village, except from the Northway Airport. The Nov. season will be closed when 300 Nelchina caribou and 50 Mentasta bulls have been taken. See Federal Regulations for people qualified to hunt in National Parks and Monuments	Sept. 1--Sept. 20 Nov. 1--Nov. 24	Sept. 1--Sept. 20

Hunt area and bag limits	Subsistence/ Resident Open Seasons	Nonresident Open Seasons
MOOSE		
Remainder of Unit 12:		
SUBSISTENCE/RESIDENT HUNTERS: One bull; however; one bull may be taken by registration permit only during the Nov. season. The Nov. registration season prohibits hunting within 100 yards of any state-maintained road and from the Northway Road between the Alaska Highway and Norhtway Village, except from the Northway Airport. The Nov. season will be closed when 300 Nelchina caribou and 50 Mentasta bulls have been taken. See Federal Regulations for people qualified to hunt in National Parks and Monuments	Sep. 1--Sep. 20 Nov. 1--Nov. 24	
NONRESIDENT HUNTERS: One bull		Sep. 1--Sep. 20
MOUNTAIN GOAT		
Unit 12	No open season	No open season
MOOSE		
Unit 12, that portion drained by the Little Tok River upstream from and including the first eastern tributary from the headwaters of Tuck Creek: One bull with spike-fork or 50-inch antlers or antlers with four or more brow tines on one side	Sept. 1--Sept. 15	Sept. 5--Sept. 15
Unit 12, that portion lying east of the Nabesna River and south of the winter trail running southeast from Pickerel Lake to the Canadian border: One bull with 50-inch antlers or antlers with four or more brow tines on one side. Harvest ticket required. Evidence of sex required. See Federal Regulations for people qualified to hunt in National Parks and Monuments	Sept. 1--Sept. 30	Sept. 1--Sept. 30
Remainder of Unit 12:		
SUBSISTENCE/RESIDENT HUNTERS: One bull. Harvest ticket required. Evidence of sex required	Sept. 1--Sept. 15	
NONRESIDENT HUNTERS: One bull with 50-inch antlers or antlers with four or more brow tines on one side. Harvest ticket required. Evidence of sex required		Sept. 5--Sept. 15

Hunt area and bag limits	Subsistence/ Resident Open Seasons	Nonresident Open Seasons
SHEEP		
Unit 12, those portions known as the Tok Management Area: One ram with full curl horn or larger, every four regulatory years, by drawing permit only. Up to 120 permits may be issued	Aug. 10--Sept. 20	Aug. 10--Sept. 20
Remainder of Unit 12: One ram with full curl horn or larger. Harvest ticket required	Aug. 10--Sept. 20	Aug. 10--Sept. 20
WOLF		
Unit 12: Five wolves	Aug. 10--Apr. 30	Aug. 10--Apr. 30
WOLVERINE		
Unit 12: One wolverine	Sept. 1--Mar. 31	Sept. 1--Mar. 31
COYOTE		
Unit 12: Two coyotes	Sept. 1--April 30	Sept. 1--April 30
FOX, RED		
Unit 12: Ten foxes; however, no more than two foxes may be taken prior to Oct. 1	Sept. 1--Mar. 15	Sept. 1--Mar. 15
LYNX		
Units 12: Two lynx	Nov. 1--Jan. 31	Nov. 1--Jan. 31

GAME MANAGEMENT UNIT 13

HUNT AREA AND BAG LIMITS	SUBSISTENCE/ RESIDENT OPEN SEASONS	NONRESIDENT OPEN SEASONS
BLACK BEAR		
Unit 13: Three bears. Evidence of sex required	No closed season	No closed season
BROWN BEAR/GRIZZLY BEAR		
Unit 13(E), that portion west of the Alaska Railroad: One bear every four regulatory years. Evidence of sex required	Sep. 10--May 31	Sep. 10--May 31
Remainder of Unit 13: One bear every four regulatory years. Evidence of sex required	Sep. 1--May 31	Sep. 1--May 31
CARIBOU		
Unit 13: One caribou by Tier II permit only; season will be closed when 5000 caribou have been taken. Caribou may not be taken within 1/2 mile of the Alaska Pipeline. During the Jan. 5--Mar. 31 season only antlered caribou may be taken	Aug. 10--Sept. 20 Jan. 5--Mar. 31	No open season

Hunt area and bag limits	Subsistence/ Resident Open Seasons	Nonresident Open Seasons
MOUNTAIN GOAT		
Unit 13(D): One goat by drawing permit only; up to 35 permits will be issued; the taking of kids with a horn length of 3" or less or nannies accompanied by kids is prohibited. Evidence of sex required	Aug. 10--Sept. 20	Aug. 10--Sept. 20
Remainder of Unit 13	No open season	No open season
MOOSE		
Unit 13(A), that portion between Kosina Creek and the Oshetna River: One bull with spike-fork or 50-inch antlers or antlers with 3 or more brow tines on one side; however, one antlerless moose may be taken by drawing permit only during Sept. 1--Sept. 15; up to 25 permits will be issued. Harvest ticket required. Evidence of sex required	Aug. 20--Sept. 20 Sept. 1--Sept. 15	Aug. 20--Sept. 20 Sept. 1--Sept. 15
Unit 13(A), that portion between the Oshetna River, and the Little Nelchina River, and west of the Lake Louise Road, Lake Susitna, and Tyone River: One bull with spike-fork or 50-inch antlers or antlers with 3 or more brow tines on one side; however, one antlerless moose may be taken by drawing permit only during Sept. 1--Sept. 15; up to 25 permits will be issued. Harvest ticket required. Evidence of sex required	Aug. 20--Sept. 20 Sept. 1--Sept. 15	Aug. 20--Sept. 20 Sept. 1--Sept. 15
Unit 13(A), that portion between the Little Nelchina River and the Chickaloon River, and that portion within the Talkeetna River drainage south of Aspen Creek: One bull with spike-fork or 50-inch antlers or antlers with 3 or more brow tines on one side; however, one antlerless moose may be taken by drawing permit only during Sept. 1--Sept. 15; up to 25 permits will be issued. Harvest ticket required. Evidence of sex required	Aug. 20--Sept. 20 Sept. 1--Sept. 15	Aug. 20--Sept. 20 Sept. 1--Sept. 15
Remainder of Unit 13: One bull with spike-fork or 50-inch antlers or antlers with 3 or more brow tines on one side. Harvest ticket required. Evidence of sex required	Aug. 20--Sept. 20	Aug. 20--Sept. 20

Hunt area and bag limits	Subsistence/ Resident Open Seasons	Nonresident Open Seasons
SHEEP		
Unit 13, those portions known as the Tok Management Area: One ram with full curl horn or larger, every four regulatory years, by drawing permit only. Up to 120 permits may be issued	Aug. 10--Sept. 20	Aug. 10--Sept. 20
Unit 13, those portions known as the Delta Controlled Use Area: One ram with full curl horn or larger, by drawing permit only. Up to 150 permits may be issued	Aug. 10--Sept. 20	Aug. 10--Sept. 20
Remainder of Unit 13: One ram with full curl horn or larger. Harvest ticket required	Aug. 10--Sept. 20	Aug. 10--Sept. 20
WOLF		
Unit 13: Five wolves	Aug. 10--Apr. 30	Aug. 10--Apr. 30
WOLVERINE		
Unit 13: One wolverine Note: Under federal subsistence hunting regulations, federal public lands in Units 11 and 13 are closed to wolverine hunting except by federally-eligible rural residents of Alaska	Sept. 1--Jan 31	Sept. 1--Jan. 31
COYOTE		
Unit 13: Two coyotes	Sept. 1--April 30	Sept. 1--April 30
FOX, RED		
Unit 13: Two foxes	Sept. 1--Feb. 15	Sept 1--Feb. 15
LYNX		
Unit 13: Two lynx	Nov. 10--Jan. 31	Nov. 10--Jan. 31

GAME MANAGEMENT UNIT 14

HUNT AREA AND BAG LIMITS	SUBSISTENCE/ RESIDENT OPEN SEASONS	NONRESIDENT OPEN SEASONS
BLACK BEAR		
Unit 14(A): One bear. Evidence of sex required	Sept. 1--May 25	Sept. 1--May 25
Remainder of Unit 14: One bear. Evidence of sex required. See special restrictions in Chugach State Park	No closed season	No closed season
BROWN BEAR/GRIZZLY BEAR		
Unit 14: One bear every four regulatory years. Evidence of sex required. Special restrictions apply in Chugach State Park	Sep. 15--Oct. 10 May 1--May 25	Sep. 15--Oct. 10 May 1--May 25

Hunt area and bag limits	Subsistence/ Resident Open Seasons	Nonresident Open Seasons
CARIBOU		
Units 14(A), and 14(C)	No open season	No open season
Unit 14(B): One caribou by drawing permit only; up to 100 permits may be issued.	Aug. 10--Sept. 20	Aug. 10--Sept. 20
MOUNTAIN GOAT		
Unit 14(A), north of the Matanuska River, and Unit 14(B)	No open season	No open season
Remainder of Unit 14: One goat by registration permit only; however, from Oct. 16--Oct. 31 goats may be taken by bow and arrow in Unit 14(C) only	Sept. 1--Oct. 31	Sept. 1--Oct. 31
MOOSE		
Unit 14(A): One bull with spike-fork or 50-inch antlers or antlers with 3 or more brow tines on one side; however, antlerless moose may be taken by drawing permit only, and only antlerless moose may be taken from Nov.1--Nov.15; up to 600 permits will be issued. Harvest ticket required. Evidence of sex required	Aug. 20--Sept. 20 Nov. 1--Nov. 15	Aug. 20--Sept. 20 Nov. 1--Nov. 15
Unit 14(B): One bull with spike-fork or 50-inch antlers or antlers with 3 or more brow tines on one side. Harvest ticket required. Evidence of sex required	Aug. 20--Sept. 20	Aug. 20--Sept. 20
Unit 14(C), that portion of the Fort Richardson Management Area north of Eagle River: One moose by drawing permit only, by muzzle loading rifle; up to 35 permits will be issued. Evidence of sex required	Sept. 7--Dec. 14	Sept. 7--Dec. 14
Unit 14(C), Fort Richardson Management Area: One moose by drawing permit by bow and arrow only; up to 75 permits will be issued. The Sept. season is limited to that portion south of Eagle River. Evidence of sex required	Sept. 7--Nov. 15 Dec. 15--Jan. 15	Sept. 7--Nov. 15 Dec. 15--Jan. 15
Unit 14(C), Elmendorf Air Force Base: One moose by drawing permit, by bow and arrow only; up to 15 permits will be issued. Evidence of sex required	Sept. 7--Sept. 30	Sept. 7--Sept. 30

Hunt area and bag limits	Subsistence/ Resident Open Seasons	Nonresident Open Seasons
MOOSE		
Unit 14(C), that portion known as the Peters Creek Management Area: One moose by drawing permit only, by bow and arrow; up to 25 permits will be issued. Evidence of sex required	Sept. 7--Sept. 30	Sept. 7--Sept. 30
Unit 14(C), that portion known as Anchorage Management Area	No open season	No open season
Unit 14(C), the Eklutna Lake Management Area: One bull by bow and arrow only, by registration permit; up to 10 bulls may be taken. Evidence of sex required. Special restrictions apply in Chugach State Park	Sept. 7--Sept. 30	Sept. 7--Sept 30
Unit 14(C), that portion within the 20 Mile River drainage: One moose by drawing permit only. Up to 60 permits for antlered moose and up to 70 permits for antlerless moose will be issued; the antlered moose season will close Sept. 30	Aug. 20--Oct. 10	Aug. 20--Oct. 10
Remainder of Unit 14(C): One moose; however, antlerless moose may be taken by drawing permit only. Up to 60 permits will be issued. Harvest ticket required. Evidence of sex required. Special restrictions apply in Chugach State Park	Sept. 7--Sept. 20	Sept. 7--Sept. 20
SHEEP		
Units 14(A) ,and 14(B): One ram with full curl horn or larger. Harvest ticket required	Aug. 10--Sept. 20	Aug. 10--Sept. 20
Unit 14(C), the Eklutna Management Area: One sheep by drawing permit only, and by bow and arrow only; up to 25 permits will be issued. See special restrictions in Chugach State Park	Sept. 7--Sept. 30	Sept. 7--Sept. 30
Remainder of Unit 14(C): One sheep by drawing permit only; up to 240 permits will be issued. One sheep by drawing permit only; up to 80 permits will be issued for bow and arrow only. See special restrictions in Chugach State Park	Aug. 10--Sept. 30 Oct. 1--Oct. 10	Aug. 10--Sept. 30 Oct. 1--Oct. 10
WOLF		
Unit 14: Five wolves	Aug. 10--Apr. 30	Aug. 10--Apr. 30
WOLVERINE		
Unit 14: One wolverine	Sept. 1--Jan 31	Sept. 1--Jan. 31
COYOTE		
Unit 14: Two coyotes	Sept. 1--April 30	Sept. 1--April 30

Hunt area and bag limits	Subsistence/ Resident Open Seasons	Nonresident Open Seasons
FOX, RED		
Unit 14	No open season	No open season
LYNX		
Unit 14:		
Two lynx. Special restrictions apply in Chugach State Park	Dec. 15--Jan 15	Dec. 15--Jan. 15

GAME MANAGEMENT UNIT 15

HUNT AREA AND BAG LIMITS	SUBSISTENCE/ RESIDENT OPEN SEASONS	NONRESIDENT OPEN SEASONS
BLACK BEAR		
Unit 15:		
Three bears. Evidence of sex required	No closed season	No closed season
BROWN BEAR/GRIZZLY BEAR		
Unit 15:		
One bear every four regulatory years. Evidence of sex required	Sep. 15--Oct. 15 May 10--May 25	Sep. 15--Oct. 15 May 10--May 25
CARIBOU		
Unit 15	No open season	No open season
MOUNTAIN GOAT		
Unit15(C), that portion south and west of a line beginning at the mouth of Rocky River, up the Rocky and Windy Rivers, across the Windy River/Jackolof Creek divide and down Jackolof /Creek to its mouth:		
One goat by Tier II subsistence hunting permit only in the Aug. 1--Sept. 30 season; one goat by registration permit only during the Oct. 15--Nov. 30 season	Aug 1-Sept. 30 Oct. 15-- Nov. 30	No open season
Unit15(C), Hunt RG364:		
One goat by Tier II subsistence hunting permit only in the Aug. 1--Sept. 30 season; one goat by registration permit only during the Oct. 15-- Oct. 21 season	Aug 1-Sept. 30 Oct. 15-- Oct. 21	No open season
Unit15(C), Hunts RG360 andRG363:		
One goat by drawing permit only in the Aug. 10-Sept. 30 season, or one goat by registration permit only in the Oct. 15-Oct. 29 season	Aug. 10--Sept. 30 (General hunt only) Oct. 15--Oct. 29 (General hunt only)	Aug. 10--Sept. 30 Oct. 15--Oct. 29

Hunt area and bag limits	Subsistence/ Resident Open Seasons	Nonresident Open Seasons
MOUNTAIN GOAT		
Unit15(C), Hunt RG358 and Hunt RG359: One goat by drawing permit only in the Aug. 10--Sept. 30 season, or one goat by registration permit only in the Oct. 15--Nov. 9 season	Aug. 10--Sept. 30 (General hunt only) Oct. 15-- Nov. 9 (General hunt only)	Aug. 10--Sept. 30 (General hunt only) Oct. 15-- Nov. 9 (General hunt only)
Remainder of Unit 15: One goat by drawing permit only in the Aug. 10--Sept. 30 season; up to 500 permits will be issued; or one goat by registration permit only in the Oct. 15--Nov. 30 season	Aug. 10--Sept. 30 Oct. 15--Nov. 30	Aug. 10--Sept. 30 Oct. 15--Nov. 30
MOOSE		
Unit 15(A), the Skilak Loop Wildlife Management Area: One antlerless moose by drawing permit only; up to 30 permits may be issued. The taking of calves and females accompanied by calves is prohibited. Evidence of sex required	Sept. 21--Sept. 30	Sept. 21--Sept. 30
Unit 15(B), that portion bounded by a line running from the mouth of Shantatalik Creek on Tustumena Lake, northward to the west fork of Funny River; then downstream along the west fork of Funny River to the Kenai National Wildlife Refuge boundary; then east along the refuge boundary to its junction with the Kenai River; then eastward along the south side of the Kenai River and Skilak Lake; then south along the western side of Skilak River, Skilak Glacier, and Harding Icefield; then west along the Subunit 15(B) boundary to the mouth of Shantatalik Creek: One bull with 50-inch antlers or antlers with 3 or more brow tines on one side by drawing permit only; up to 100 permits may be issued. Evidence of sex required	Sept. 1--Sept. 20 Sept. 26--Oct. 15	Sept. 1--Sept. 20 Sept. 26--Oct. 15
Unit 15(C), that portion southwest of a line from Point Pogibshi to the point of land between Rocky Bay and Windy Bay: One bull by Tier II subsistence hunting permit only. Evidence of sex required	Sept. 1--Sept. 30 Oct. 16--Oct. 22	No open season
Remainder of Units 15(A), 15(B) and 15(C): One bull with spike-fork or 50-inch antlers or antlers with 3 or more brow tines on one side. Harvest ticket required. Evidence of sex required	Aug. 20--Sept. 20	Aug. 20--Sept. 20

Hunt area and bag limits	Subsistence/ Resident Open Seasons	Nonresident Open Seasons
SHEEP		
Unit 15, that portion east of Fuller Lake trail and south of DikeCreek: One ram with full curl horn or larger. however, one ewe may be taken by drawing permit only; up to 50 permits will be issued. Harvest ticket required	Aug. 10--Sept. 20	Aug. 10--Sept. 20
Remainder of Unit 15: One ram with full curl horn or larger. Harvest ticket required	Aug. 10--Sept. 20	Aug. 10--Sept. 20
WOLF		
Unit 15, within the Kenai National Wildlife Refuge: Two wolves	Aug. 10--Apr. 30	Aug. 10--Apr. 30
Remainder of Unit 15: Five wolves	Aug. 10--Apr. 30	Aug. 10--Apr. 30
WOLVERINE		
Unit 15: One wolverine	Sept. 1--Mar. 31	Sept. 1--Mar. 31
COYOTE		
Unit 15: Two coyotes	Sept. 1--April 30	Sept. 1--April 30
FOX, RED		
Unit 15	No open season	No open season
LYNX		
Unit 15	No open season	No open season

GAME MANAGEMENT UNIT 16

HUNT AREA AND BAG LIMITS	SUBSISTENCE/ RESIDENT OPEN SEASONS	NONRESIDENT OPEN SEASONS
BLACK BEAR		
Unit 16: Three bears. Evidence of sex required	No closed season	No closed season
BROWN BEAR/GRIZZLY BEAR		
Unit 16: One bear every four regulatory years. Evidence of sex required	Sep. 1--May 25	Sep. 1--May 25
CARIBOU		
Unit 16: One bull caribou. Harvest ticket required. Evidence of sex required	Aug. 10--Oct. 10	Aug. 10--Oct. 10

Hunt area and bag limits	Subsistence/ Resident Open Seasons	Nonresident Open Seasons
MOOSE		
Unit 16(A): One bull with spike-fork or 50-inch antlers or antlers with 3 or more brow tines on one side; however, any bull may be taken by drawing permit only from Nov. 1--Nov. 15; up to 200 permits will be issued. Harvest ticket required. Evidence of sex required	Aug. 20--Sept. 20 Nov. 1--Nov. 15	Aug. 20--Sept. 20 Nov. 1--Nov. 15
Unit 16(B), Kalgin Island: One bull. Harvest ticket required. Evidence of sex required	Aug. 20--Sept. 20	Aug. 20--Sept. 20
Unit 16(B), Redoubt Bay drainages south and west of and including the Kustatan River drainage: One bull with spike-fork or 50-inch antlers or antlers with 3 or more brow tines on one side. Harvest ticket required. Evidence of sex required	Aug. 20--Sept. 20	No open season
Unit 16(B), that portion north and east of the Beluga River, Beluga Lake and Triumvirate Glacier: One moose, however bulls must have spike-fork or 50-inch antlers or antlers with 3 or more brow tines on one side; antlerless moose may be taken only during the period Jan. 10--Jan. 23 and only by Tier II subsistence hunting permit; up to 30 cows may be taken. Harvest ticket required. Evidence of sex required	Aug. 20--Sept. 20 Jan. 10--Jan. 23	Aug. 20--Sept. 20 No open season
Remainder of Unit 16(B): One bull by Tier II subsistence hunting permit only; up to 20 bulls may be taken. Evidence of sex required	Aug. 20--Sept. 20 Jan. 24--Feb. 13 (Subsistence hunt only)	No open season
SHEEP		
Unit 16: One ram with full curl horn or larger. Harvest ticket required	Aug. 10--Sept. 20	Aug. 10--Sept. 20
WOLF		
Unit 16: Five wolves	Aug. 10--Apr. 30	Aug. 10--Apr. 30
WOLVERINE		
Unit 16(A): One wolverine	Sept. 1--Jan 31	Sept. 1--Jan. 31
Unit 16(B): One wolverine	Sept. 1--Mar. 31	Sept. 1--Mar. 31
COYOTE		
Unit 16: Two coyotes	Sept. 1--April 30	Sept. 1--April 30
FOX, RED		
Unit 16: Two foxes	Sept. 1--Feb. 15	Sept 1--Feb. 15
LYNX		
Unit 16: Two lynx	Dec. 15--Jan 15	Dec. 15--Jan. 15

GAME MANAGEMENT UNIT 17

HUNT AREA AND BAG LIMITS	SUBSISTENCE/ RESIDENT OPEN SEASONS	NONRESIDENT OPEN SEASONS
BLACK BEAR		
Unit 17: Three bears	No closed season	No closed season
BROWN BEAR/GRIZZLY BEAR		
Units 17(A) and 17(C): One bear every four regulatory years. Evidence of sex required	Sep. 10--Oct. 10 May 10--May 25	Sep. 10--Oct. 10 May 10--May 25
Unit 17(B): One bear every four regulatory years. Evidence of sex required	Sep. 20--Oct. 10 May 10--May 25	Sep. 20--Oct. 10 May 10--May 25
Units 17(A), and 17(B) those portions in the Western Alaska Brown Bear Management Area: One bear every regulatory year. Hunters must register to hunt	Sept. 1--May 31 (Subsistence hunt only)	No open season
CARIBOU		
Unit 17(A), and that portion of Unit 17(C) west of the Nushagak River	No open season	No open season
Unit 17(B), and that portion of Unit 17(C) east of the Nushagak River:		
SUBSISTENCE/RESIDENT HUNTERS: Five caribou; however, no more than two may be bulls. Harvest ticket required	Aug. 1--Apr. 15	
NONRESIDENT HUNTERS: Two caribou. Harvest ticket required		Aug. 1--Apr. 15
MOOSE		
Unit 17(A)	No open season	No open season
Unit 17(B), that portion which includes all drainages of the Mulchatna River upstream from and including the Chilchitna River drainage:		
SUBSISTENCE/RESIDENT HUNTERS: One bull by registration permit only. However, during the period Sept. 1--Sept. 15 bulls with spike-fork or 50-inch antlers or antlers with 3 or more brow tines on one side may be taken with a harvest ticket. Evidence of sex required	Aug. 20--Sept. 15	
NONRESIDENT HUNTERS: One bull with 50-inch antlers or antlers with 3 or more brow tines on one side. Harvest ticket required. Evidence of sex required		Sept. 1--Sept. 15

Hunt area and bag limits	Subsistence/ Resident Open Seasons	Nonresident Open Seasons
MOOSE		
Remainder of Unit 17(B);	Aug. 20--Sept. 20	
SUBSISTENCE/RESIDENT HUNTERS: One bull by registration permit; however, during the period Sept. 1--Sept. 15 bulls with spike-fork or 50-inch antlers or antlers with 3 or more brow tines on one side may be taken with a harvest ticket. Evidence of sex required	Dec. 1--Dec. 31	
NONRESIDENT HUNTERS: One bull with 50-inch antlers or antlers with 3 or more brow tines on one side. Harvest ticket required. Evidence of sex required		Sept. 5--Sept. 15
Unit 17(C), that portion including the Iowithla drainage, Sunshine Valley, and all lands west of Wood River and south of Aleknagik Lake: One bull by registration permit only; however during the period Sept. 1--Sept. 15 bulls with spike-fork or 50-inch antlers or antlers with 3 or more brow tines on one side may be taken with a harvest ticket. Evidence of sex required	Aug. 20--Sept. 15	No open season
Remainder of Unit 17(C): One bull by registration permit only; however, during the period Sept. 1--Sept. 15 bulls with spike-fork or 50-inch antlers or antlers with 3 or more brow tines on one side may be taken with a harvest ticket. Evidence of sex required	Aug. 20--Sep 15 Dec. 1--Dec. 31	No open season
SHEEP		
Unit 17: One ram with full curl horn or larger. Harvest ticket required	Aug. 10--Sept. 20	Aug. 10--Sept. 20
WOLF		
Unit 17: Five wolves	Aug. 10--Apr. 30	Aug. 10--Apr. 30
WOLVERINE		
Unit 17: One wolverine	Sept. 1--Mar. 31	Sept. 1--Mar. 31
COYOTE		
Unit 17: Two coyotes	Sept. 1--April 30	Sept. 1--April 30
FOX, ARCTIC		
Unit 17: Two foxes	Sept.1--Apr. 30	Sept.1--Apr. 30
FOX, RED		
Unit 17	No cpen season	No cpen season
LYNX		
Unit 17: Two lynx	Nov. 10--Feb. 28	Nov. 10--Feb. 28

GAME MANAGEMENT UNIT 18

HUNT AREA AND BAG LIMITS	SUBSISTENCE/ RESIDENT OPEN SEASONS	NONRESIDENT OPEN SEASONS
BLACK BEAR		
Unit 18: Three bears	No closed season	No closed season
BROWN BEAR/GRIZZLY BEAR		
Unit 18: One bear every four regulatory years. Evidence of sex required	Sep. 10--Oct. 10 April 10--May 25	Sep. 10--Oct. 10 May 10--May 25
Unit 18, the Western Alaska Brown Bear Management Area: One bear every regulatory year. Hunters must register to hunt.	Sept. 1--May 31 (Subsistence Hunt Only)	No open season
CARIBOU		
Unit 18, north of the Yukon River: One caribou **Note:** Under federal subsistence hunting regulations, federal public lands in Unit 18 north of the Yukon River are closed to all caribou hunting	Feb. 1--Mar. 31	Feb. 1--Mar. 31
Unit 18, south of the Kuskokwim River: One bull caribou registration permit only. Evidence of sex required	Sept. 1--Sept.30	No open season
Remainder of Unit 18: One caribou	No open season	No open season
MOOSE		
Unit 18, that portion north and west of a line from Cape Romanzof to Kuzilvak Mountain, and then to Mountain Village, and west of (but not including) the drainage of the Andreafsky River	No open season	No open season
Remainder of Unit 18: One bull. Evidence of sex required **Note:** Under federal subsistence hunting regulations, federal public lands in Unit 18 are closed to moose hunting, except by residents of Unit 18 and Upper Kalskag	Sept. 1--Sept. 30 Dec. 20-- Dec. 29	Sept. 1--Sept. 30

Hunt area and bag limits	Subsistence/ Resident Open Seasons	Nonresident Open Seasons
MUSK OXEN		
Unit 18, Nunivak Island: One bull by drawing permit only, with up to 10 permits issued for the fall season and up to 35 permits for the spring season; however one cow may be taken by registration permit only with up to 30 permits issued on a first-come, first-served basis, beginning in the fall and continuing in the spring. Evidence of sex required	Sept. 1--Sept. 30 Feb. 1--Mar. 15	Sept. 1--Sept. 30 Feb. 1--Mar. 15
Unit 18, Nelson Island: One musk ox by registration permit only; up to 30 permits may be issued on a first-come, first-served basis. Evidence of sex required	Feb. 1--Mar. 25	Feb. 1--Mar. 25
Remainder of Unit 18	No open season	No open season
WOLF		
Unit 18: Five wolves	Aug. 10--Apr. 30	Aug. 10--Apr. 30
WOLVERINE		
Unit 18: One wolverine	Sept. 1--Mar. 31	Sept. 1--Mar. 31
COYOTE		
Unit 18: Two coyotes	Sept. 1--April 30	Sept. 1--April 30
FOX, ARCTIC		
Unit 18: Two foxes	Sept.1--Apr. 30	Sept.1--Apr. 30
FOX, RED		
Unit 18: Ten foxes; however, no more than two foxes may be taken prior to Oct. 1	Sept. 1--Mar. 15	Sept. 1--Mar. 15
LYNX		
Unit 18: Two lynx	Nov. 10--Mar. 31	Nov. 10--Mar. 31

GAME MANAGEMENT UNIT 19

HUNT AREA AND BAG LIMITS	SUBSISTENCE/ RESIDENT OPEN SEASONS	NONRESIDENT OPEN SEASONS
BLACK BEAR		
Unit 19: Three bears	No closed season	No closed season
BROWN BEAR/GRIZZLY BEAR		
Units 19(A), 19(C), and 19(D): One bear every four regulatory years. Evidence of sex required	Sep. 1--May 31	Sep. 1--May 31
Unit 19(B): One bear every four regulatory years. Evidence of sex required	Sep. 10--May 25	Sep. 10--May 25

Hunt area and bag limits	Subsistence/ Resident Open Seasons	Nonresident Open Seasons
BROWN BEAR/GRIZZLY BEAR		
Units 19(A), and 19(B), those portions in the Western Alaska Brown Bear Management Area: One bear every regulatory year. Hunters must register to hunt	Sept. 1--May 31 (Subsistence hunt only)	No open season
BISON		
Unit 19: One bison every 5 regulatory years by drawing permit only. Up to 100 permits may be issued	Sep. 1--Sep. 30 Mar. 1--Mar. 30	Sep. 1--Sep. 30 Mar. 1--Mar. 30
CARIBOU		
Unit 19(A), that portion within the Lime Village Management Area:		
SUBSISTENCE/RESIDENT HUNTERS: Four caribou; however, cows with calves may not be taken from April 1--Aug. 9. Harvest ticket required	July 1--June 30	
NONRESIDENT HUNTERS: One caribou. Harvest ticket required		Aug. 10--Mar. 31
Unit 19(A), north of the Kuskokwim River:		
SUBSISTENCE/RESIDENT HUNTERS: One caribou. Harvest ticket required	Aug. 10--Sep. 30 Nov. 1--Feb. 28	
NONRESIDENT HUNTERS: One caribou. Harvest ticket required		Aug. 10--Sep. 30
Remainder of Unit 19(A) and Unit 19(B):		
SUBSISTENCE/RESIDENT HUNTERS: Five caribou; however, no more than 2 may be bulls. Harvest ticket required	Aug. 1--Apr 15	
NONRESIDENT HUNTERS: Two caribou. Harvest ticket required		Aug. 1--Apr 15
Unit 19(C): One bull. Harvest ticket required	Aug. 10--Oct. 10	Aug. 10--Oct. 10
Unit 19(D), south and east of the Kuskokwim River and North Fork of the Kuskokwim River:		
SUBSISTENCE/RESIDENT HUNTERS: One caribou. Harvest ticket required	Aug. 10--Sept. 30 Nov. 1--Jan. 31	

Hunt area and bag limits	Subsistence/ Resident Open Seasons	Nonresident Open Seasons
CARIBOU		
NONRESIDENT HUNTERS: One caribou. Harvest ticket required		Aug. 10--Sept. 30
Remainder of Unit 19(D): One caribou. Harvest ticket required	Aug. 10--Sept. 30	Aug. 10--Sept. 30
MOOSE		
Unit 19(A), that portion within the Lime Village Management Area: Two moose by Tier II subsistence hunting permit only. Up to 14 permits will be issued.	Aug. 10--Sept. 25 Nov. 20--Mar. 31	No open season
Remainder of Unit 19(A):		
SUBSISTENCE/RESIDENT HUNTERS: One bull. Harvest ticket required. Evidence of sex required	Sept. 1--Sept. 20 Nov. 20--Nov. 30 Feb. 1--Feb. 10	
NONRESIDENT HUNTERS: One bull with 50-inch antlers or antlers with 4 or more brow tines on one side. Harvest ticket required. Evidence of sex required		Sept. 1--Sept. 20
Unit 19(B) and 19(C):		
SUBSISTENCE/RESIDENT HUNTERS: One bull. Harvest ticket required. Evidence of sex required	Sept. 1--Sept. 25	
NONRESIDENT HUNTERS: One bull with 50-inch antlers or antlers with 4 or more brow tines on one side. Harvest ticket required. Evidence of sex required		Sept. 1--Sept. 25
Unit 19(D), that portion of the Upper Kuskokwim Controlled Use Area within the drainage of the North Fork upstream from the confluence of the South Fork to the mouth of the Swift Fork:		
SUBSISTENCE/RESIDENT HUNTERS: One bull. Harvest ticket required. Evidence of sex required	Sept. 1--Sept. 25	
NONRESIDENT HUNTERS: One bull with 50-inch antlers or antlers with 4 or more brow tines on one side. Harvest ticket required. Evidence of sex required		Sept. 1--Sept. 25

Hunt area and bag limits	Subsistence/ Resident Open Seasons	Nonresident Open Seasons
MOOSE		
Unit 19(D), remainder of the Upper Kuskokwim Controlled Use Area:		
SUBSISTENCE/RESIDENT HUNTERS: One bull. Harvest ticket required. Evidence of sex required	Sept. 1--Sept. 25 Dec. 1--Feb. 28	
NONRESIDENT HUNTERS: One bull with 50-inch antlers or antlers with 4 or more brow tines on one side.		Sept. 1--Sept. 25
Remainder of Unit 19(D):		
SUBSISTENCE/RESIDENT HUNTERS: One bull. Harvest ticket required. Evidence of sex required	Sept. 1--Sept. 25 Dec. 1--Dec. 15	
MOOSE		
NONRESIDENT HUNTERS: One bull with 50-inch antlers or antlers with 4 or more brow tines on one side. Harvest ticket required. Evidence of sex required		Sept. 1--Sept. 25
SHEEP		
Unit 19: One ram with full curl horn or larger. Harvest ticket required	Aug. 10--Sept. 20	Aug. 10--Sept. 20
WOLF **Unit 19:** Five wolves	Aug. 10--Apr. 30	Aug. 10--Apr. 30
WOLVERINE **Unit 19:** One wolverine	Sept. 1--Mar. 31	Sept. 1--Mar. 31
COYOTE **Unit 19:** Two coyotes	Sept. 1--April 30	Sept. 1--April 30
FOX, RED **Unit 19:** Ten foxes; however, no more than two foxes may be taken prior to Oct. 1	Sept. 1--Mar. 15	Sept. 1--Mar. 15
LYNX **Unit 19:** Two lynx	Nov. 1--Feb. 28	Nov. 1--Feb. 28

GAME MANAGEMENT UNIT 20

HUNT AREA AND BAG LIMITS	SUBSISTENCE/ RESIDENT OPEN SEASONS	NONRESIDENT OPEN SEASONS
BLACK BEAR		
Unit 20: Three bears. Evidence of sex required	No closed season	No closed season

Hunt area and bag limits	Subsistence/ Resident Open Seasons	Nonresident Open Seasons
BROWN BEAR/GRIZZLY BEAR		
Unit 20 (except 20(E) and 20(D) north of the Tanana River): One bear every four regulatory years. Evidence of sex required	Sep. 1--May 31	Sep. 1--May 31
Unit 20(D) north of the Tanana River, and Unit 20(E): One bear every regulatory year. A bear taken in either unit does not count against the one bear every four years bag limits in other units; however, no person may take more than one bear, statewide, per regulatory year. Evidence of sex required	Aug. 10--June 30	Aug. 10--June 30
BISON		
Unit 20(D): One bison every 5 reg. years by drawing permit only. Up to 150 permits may be issued.	July 20--Mar. 31	July 20--Mar. 31
CARIBOU		
Unit 20(A)	No open season	No open season
Unit 20(B), that portion within the Fairbanks Nonsubsistence Area south of the Steese Highway and Unit 20(D), that portion within the Fairbanks Nonsubsistence Area north of the south bank of the Tanana River: One bull by registration permit only; up to 50 bulls may be taken.	Aug. 10--Sept. 20	Aug. 10--Sept. 20
Units 20(B), and 20(F), those portions north and west of the Steese Highway, north and east of the Elliott and Dalton Highways and south of the Yukon River: One caribou; however, only bull caribou may be taken during Aug. 10-- Sept. 20 and caribou may be taken by drawing permit only between Feb. 15-- Mar. 15; up to 150 permits may be issued. Evidence of sex required. Harvest ticket required	Aug. 10--Sept. 20 Feb. 15--Mar. 15	Aug. 10--Sept. 20 Feb. 15--Mar. 15
Remainder of Unit 20(B): One bull	Aug. 10--Sept. 20	Aug. 10--Sept. 20
Unit 20(C)	No open season	No open season.

Hunt area and bag limits	Subsistence/ Resident Open Seasons	Nonresident Open Seasons
CARIBOU		
Unit 20(D), north of the south bank of the Tanana River except those portions within the Fairbanks Nonsubsistence Area and Unit 20(E):		
SUBSISTENCE/RESIDENT HUNTERS: One bull by registration permit only; up to 450 bulls may be taken. Evidence of sex required	Aug.10--Sept. 30	
NONRESIDENT HUNTERS:		No open season
Unit 20(D) south of the Tanana River	No open season	No open season
Unit 20(F), south of the Yukon River and west of the Dalton Highway: One bull. Harvest ticket required. Evidence of sex required	Aug. 10--Sept. 20	Aug.10--Sept. 20
Unit 20(F), Tozitna River drainage:		
SUBSISTENCE/RESIDENT HUNTERS: One caribou; however only bull caribou may be taken during the Aug. 10-Sept. 30 season. Harvest ticket required. Evidence of sex required	Aug. 10--Sept. 30 Dec. 1--Dec. 10 Mar. 1--Mar. 15	
NONRESIDENT HUNTERS: One bull. Harvest ticket required. Evidence of sex required		Aug. 10--Sept. 30
Remainder of Unit 20(F): One bull. Evidence of sex required	Aug. 10--Sept. 30	Aug. 10--Sept. 30
MOOSE		
Unit 20(A), the Ferry Trail Management Area and the Yanert Controlled Use Area: One bull with spike-fork or 50-inch antlers or antlers with 4 or more brow tines on one side. Harvest ticket required. Evidence of sex required	Sept. 1--Sept. 20	Sept. 1--Sept. 20
Remainder of Unit 20(A): One bull. Harvest ticket required. Evidence of sex required	Sept. 1--Sept. 20	Sept. 1--Sept. 20
Unit 20(B), that portion within the Fairbanks Management Area: One bull by bow and arrow only by registration permit. Evidence of sex required	Sept. 1--Sept. 30 Nov. 21--Nov. 27	Sept. 1--Sept. 30 Nov. 21--Nov. 27

Hunt area and bag limits	Subsistence/ Resident Open Seasons	Nonresident Open Seasons
MOOSE		
Unit 20(B), that portion within the Minto Flats Management Area: One bull by Tier II subsistence permit only; up to 250 permits will be issued. Evidence of sex required	Sept. 1--Sept. 20 Jan. 10--Feb. 28	No open season
Unit 20(B), the drainage of the Middle Fork of the Chena River and that portion of the Salcha River drainage upstream from and including Goose Creek: One bull. Harvest ticket required. Evidence of sex required	Sept. 1--Sept. 20	Sept. 1--Sept. 20
Remainder of Unit 20(B): One bull. Harvest ticket required. Evidence of sex required	Sept. 1--Sept. 15	Sept. 5--Sept. 15
Unit 20(C): One bull; however, white-phased or partial albino (more than 50 percent white) moose may not be taken. Harvest ticket required. Evidence of sex required	Sept. 1--Sept. 20	Sept. 5--Sept. 15
Unit 20(D), that portion lying west of the east bank of the Johnson River and south of the north bank of the Tanana River, except the Delta Junction Closed Area:		
SUBSISTENCE/RESIDENT HUNTERS: One bull with spike-fork or 50-inch antlers or antlers with 4 or more brow tines on one side. Harvest ticket required. Evidence of sex required	Sept. 1--Sept. 15	
NONRESIDENT HUNTERS: One bull with 50-inch antlers or antlers with 4 or more brow tines on one side. Harvest ticket required. Evidence of sex required		Sept. 5--Sept. 15
Unit 20(D), that portion lying south of the north bank of the Tanana River and east of the east bank of the Johnson River: One bull. During the winter season, one bull by Tier II subsistence permit only; up to five bulls may be taken. Harvest ticket required. Evidence of sex required	Sept. 1--Sept. 15 Jan. 1--Feb 15	No open season
Unit 20(D), that portion known as the Delta Junction Closed Area	No open season	No open season
Remainder of Unit 20(D): One bull. Harvest ticket required. Evidence of sex required	Sept. 1--Sept. 15	Sept. 1--Sept. 15

Hunt area and bag limits	Subsistence/ Resident Open Seasons	Nonresident Open Seasons
MOOSE		
Unit 20(E), that portion drained by the Ladue, Sixty-mile, and Forty-mile Rivers (all forks) from 9 1/2 to 145 mile Taylor Highway, including the Boundary Cutoff road:		
SUBSISTENCE/RESIDENT HUNTERS: One bull. Harvest ticket required. Evidence of sex required	Sept. 1--Sept. 15	
NONRESIDENT HUNTERS: One bull with 50-inch antlers or antlers with 4 or more brow tines on one side.. Harvest ticket required. Evidence of sex required		Sept. 5--Sept. 15
Remainder of Unit 20(E):		
SUBSISTENCE/RESIDENT HUNTERS: One bull. Harvest ticket required. Evidence of sex required	Sept. 5--Sept. 25	
NONRESIDENT HUNTERS: One bull with 50-inch antlers or antlers with 4 or more brow tines on one side. Harvest ticket required. Evidence of sex required		Sept.5--Sept. 25
Unit 20(F), that portion drained by the Yukon River excluding the Tanana River drainage downstream from the drainage of Hess Creek: One bull. Harvest ticket required. Evidence of sex required	Sept. 1--Sept. 15 Dec. 1--Dec. 10	No open season
Remainder of Unit 20(F): One bull. Harvest ticket required. Evidence of sex required	Sept. 1--Sept. 15	No open season
SHEEP		
Unit 20, portions known as the Tok Management Area: One ram with full curl horn or larger, every four regulatory years, by drawing permit only. Up to 120 permits may be issued	Aug. 10--Sept. 20	Aug. 10--Sept. 20
Unit 20, those portions known as the Delta Controlled Use Area: One ram with full curl horn or larger, by drawing permit only. Up to 150 permits may be issued	Aug. 10--Sept. 20	Aug. 10--Sept. 20

Hunt area and bag limits	Subsistence/ Resident Open Seasons	Nonresident Open Seasons
SHEEP		
Unit 20(D) that portion north of the Alaska Highway and that portion of Unit 20(E) encompassing Mt. Harper south of Joseph Creek and the headwaters of the Charley River: One ram with full curl horn or larger, by drawing permit only. Four permits will be issued	Aug. 10--Sept. 20	Aug. 10--Sept. 20
Remainder of Unit 20: One ram with full curl horn or larger Harvest ticket required. Evidence of sex required	Aug. 10--Sept. 20	Aug. 10--Sept. 20
WOLF		
Unit 20: Five wolves	Aug. 10--Apr. 30	Aug. 10--Apr. 30
WOLVERINE		
Unit 20: One wolverine	Sept. 1--Mar. 31	Sept. 1--Mar. 31
COYOTE		
Unit 20: Two coyotes	Sept. 1--April 30	Sept. 1--April 30
FOX, RED		
Unit 20: Ten foxes; however, no more than two foxes may be taken prior to Oct. 1	Sept. 1--Mar. 15	Sept. 1--Mar. 15
LYNX		
Unit 20(E): Two lynx	Nov. 1--Jan. 31	Nov. 1--Jan. 31
Remainder of Unit 20: Two lynx	Dec. 1--Jan. 31	Dec. 1--Jan. 31

GAME MANAGEMENT UNIT 21

HUNT AREA AND BAG LIMITS	SUBSISTENCE/ RESIDENT OPEN SEASONS	NONRESIDENT OPEN SEASONS
BLACK BEAR		
Unit 21: Three bears	No closed season	No closed season
BROWN BEAR/GRIZZLY BEAR		
Unit 21: One bear every four regulatory years. Evidence of sex required	Sep. 1--May 31	Sep. 1--May 31
CARIBOU		
Unit 21(A): One caribou. Harvest ticket required	Aug. 10--Sept. 30 Dec. 10--Dec. 20	Aug. 10--Sept. 30 Dec. 10--Dec. 20

Hunt area and bag limits	Subsistence/ Resident Open Seasons	Nonresident Open Seasons
CARIBOU		
Unit 21(B), 21(C), and that portion of 21(D) north of the Yukon River and east of the Koyukuk River and Unit 21(E):		
One caribou; however 2 additional caribou may be taken during a winter season to be announced	Aug 10--Sept. 30	Aug 10--Sept. 30
Remainder of Unit 21(D):		
SUBSISTENCE/RESIDENT HUNTERS: Five caribou per day; however cow caribou may not be taken May 16--June 30. Harvest ticket required	July 1--June 30	
NONRESIDENT HUNTERS: Five caribou. Cow caribou may not be taken May 16--June 30. Harvest ticket required		July 1--June 30
MOOSE		
Unit 21(A):		
SUBSISTENCE/RESIDENT HUNTERS: One bull. Harvest ticket required. Evidence of sex required	Sept. 5--Sept. 25 Nov. 1--Nov. 30	
NONRESIDENT HUNTERS: One bull with 50-inch antlers or antlers with 4 or more brow tines on one side. Harvest ticket required. Evidence of sex required		Sept. 5--Sept. 25
Unit 21(B):		
SUBSISTENCE/RESIDENT HUNTERS: One bull. Harvest ticket required. Evidence of sex required	Sept. 5--Sept. 25	
NONRESIDENT HUNTERS: One bull with 50-inch antlers or antlers with 4 or more brow tines on one side. Harvest ticket required. Evidence of sex required		Sept. 5--Sept. 25
Unit 21(C): One bull. Harvest ticket required. Evidence of sex required	Sept. 5--Sept. 25	Sept. 5--Sept. 25
Unit 21(D):		
SUBSISTENCE/RESIDENT HUNTERS: One moose; antlerless moose may be taken only from Sept. 21--Sept. 25 and Feb. 1--Feb 10. Moose may not be taken within 1/2 mile of the Yukon River, below Bishop Rock, or within 5 miles of the Yukon River above Bishop Rock during the Feb. 1--Feb 10 season. Harvest ticket required. Evidence of sex required	Sept. 5--Sept. 25 (General hunt only) Feb. 1--Feb. 10 (General hunt only)	

Hunt area and bag limits	Subsistence/ Resident Open Seasons	Nonresident Open Seasons
MOOSE		
NONRESIDENT HUNTERS: One bull with 50-inch antlers or antlers with 4 or more brow tines on one side. Harvest ticket required. Evidence of sex required		Sept. 5--Sept. 25
Unit 21(E):		
SUBSISTENCE/RESIDENT HUNTERS: One moose; however, antlerless moose may be taken only from Feb. 1--Feb. 10; moose may not be taken within 1/2 mile of the Yukon River during the February season. Harvest ticket required. Evidence of sex required	Sept. 5--Sept. 25 Feb. 1--Feb. 10	
NONRESIDENT HUNTERS: One bull with 50-inch antlers or antlers with 4 or more brow tines on one side. Harvest ticket required. Evidence of sex required		Sept. 5--Sept. 25
WOLF		
Unit 21: Five wolves	Aug. 10--Apr. 30	Aug. 10--Apr. 30
WOLVERINE		
Unit 21: One wolverine	Sept. 1--Mar. 31	Sept. 1--Mar. 31
COYOTE		
Unit 21: Two coyotes	Sept. 1--April 30	Sept. 1--April 30
FOX, RED		
Unit 21: Ten foxes; however, no more than two foxes may be taken prior to Oct. 1	Sept. 1--Mar. 15	Sept. 1--Mar. 15
LYNX		
Unit 21: Two lynx	Nov. 1--Feb. 28	Nov. 1-- Feb. 28

GAME MANAGEMENT UNIT 22

HUNT AREA AND BAG LIMITS	SUBSISTENCE/ RESIDENT OPEN SEASONS	NONRESIDENT OPEN SEASONS
BLACK BEAR		
Unit 22: Three bears	No closed season	No closed season
BROWN BEAR/GRIZZLY BEAR		
Unit 22(A): One bear every four regulatory years. Evidence of sex required	Sep. 1--Oct. 31 Apr. 15--May 25	Sep. 1--Oct. 31 Apr. 15--May 25

Hunt area and bag limits	Subsistence/ Resident Open Seasons	Nonresident Open Seasons
BROWN BEAR/GRIZZLY BEAR		
Unit 22(B):		
SUBSISTENCE/RESIDENT HUNTERS: One bear every four regulatory years. Evidence of sex required	Sep. 1--Oct. 31 Apr. 15--May 25	
NONRESIDENT HUNTERS: One bear every four regulatory years by drawing permit only. Up to 20 permits may be issued for this hunt in combination with **Unit 22(C).** Evidence of sex required		Sep. 1--Oct. 31 Apr. 15--May 25
Unit 22(C):		
RESIDENT HUNTERS: One bear every four regulatory years. Evidence of sex required	Sep. 1--Oct. 31 May 10--May 25	
NONRESIDENT HUNTERS: One bear every four regulatory year by drawing permit only. 20 permits may be issued for this hunt in combination with **Unit 22(B).** Evidence of sex required		Sep. 1--Oct. 31 May 10--May 25
Remainder of Unit 22:		
RESIDENT HUNTERS: One bear every four regulatory years. Evidence of sex required	Sep. 1--Oct. 31 Apr. 15--May 25	
NONRESIDENT HUNTERS: One bear every four regulatory year by drawing permit only. 5 permits may be issued. Evidence of sex required		Sep. 1--Oct. 31 Apr. 15--May 25
CARIBOU		
Units 22(A), and 22(B):		
SUBSISTENCE/RESIDENT HUNTERS: Five caribou per day; however cow caribou may not be taken May 16--June 30. Harvest ticket required	July 1--June 30	
NONRESIDENT HUNTERS: Five caribou. Cow caribou may not be taken May 16--June 30. Harvest ticket required		July 1--June 30
Units 22(C), 22(D), and 22(E)	No open season	No open season
MOOSE		
Unit 22(A):		
SUBSISTENCE/RESIDENT HUNTERS: One bull. Harvest ticket required. Evidence of sex required	Aug. 1--Sept. 30 Dec. 1--Jan. 31	

Hunt area and bag limits	Subsistence/ Resident Open Seasons	Nonresident Open Seasons
MOOSE		
NONRESIDENT HUNTERS: One bull with 50-inch antlers or antlers with 4 or more brow tines on one side. Harvest ticket required. Evidence of sex required		Aug. 1--Sept. 30
Unit 22(B):		
SUBSISTENCE/RESIDENT HUNTERS: One moose; however, antlerless moose may be taken only from Dec. 1--Dec. 31. No person may take a cow accompanied by a calf. Harvest ticket required. Evidence of sex required	Aug. 1--Jan. 31	
NONRESIDENT HUNTERS: One bull with 50-inch antlers or antlers with 4 or more brow tines on one side. Harvest ticket required. Evidence of sex required		Aug. 1--Jan. 31
Unit 22(C):		
SUBSISTENCE/RESIDENT HUNTERS: One bull. Harvest ticket required. Evidence of sex required	Sept. 1--Sept. 14	
NONRESIDENT HUNTERS: One bull with 50-inch antlers or antlers with 4 or more brow tines on one side. Harvest ticket required. Evidence of sex required		Sept. 1--Sept. 14
Unit 22(D):		
SUBSISTENCE/RESIDENT HUNTERS: One moose; however, antlerless moose may be taken only from Dec. 1--Dec. 31. No person may take a cow accompanied by a calf; only antlered moose may be taken Jan. 1--Jan. 31. Harvest ticket required. Evidence of sex required	Aug. 1--Jan. 31	
NONRESIDENT HUNTERS: One bull with 50-inch antlers or antlers with 4 or more brow tines on one side. Harvest ticket required. Evidence of sex required		Aug. 1--Jan. 31
Unit 22(E):		
SUBSISTENCE/RESIDENT HUNTERS: One moose. No person may take a cow accompanied by a calf. Harvest ticket required.	Aug. 1--Mar. 31	
NONRESIDENT HUNTERS: One bull with 50-inch antlers or antlers with 4 or more brow tines on one side. Harvest ticket required. Evidence of sex required		Aug. 1--Mar. 31

Hunt area and bag limits	Subsistence/ Resident Open Seasons	Nonresident Open Seasons
WOLF		
Unit 22: Five wolves	Aug. 10--Apr. 30	Aug. 10--Apr. 30
WOLVERINE		
Unit 22: One wolverine	Sept. 1--Mar. 31	Sept. 1--Mar. 31
COYOTE		
Unit 22: Two coyotes	Sept. 1--April 30	Sept. 1--April 30
FOX, ARCTIC		
Unit 22: Two foxes	Sept.1--Apr. 30	Sept.1--Apr. 30
FOX, RED		
Unit 22:		
Ten foxes; however, no more than two foxes may be taken prior to Oct. 1	Sept. 1--Mar. 15	Sept. 1--Mar. 15
LYNX		
Unit 22: Two lynx	Nov. 1--Apr. 15	Nov. 1--Apr. 15

GAME MANAGEMENT UNIT 23

Hunt area and bag limits	Subsistence/ Resident Open Seasons	Nonresident Open Seasons
BLACK BEAR		
Unit 23: Three bears	No closed season	No closed season
BROWN BEAR/GRIZZLY BEAR		
Unit 23:		
SUBSISTENCE/RESIDENT HUNTERS: One bear every four regulatory years. Evidence of sex required	Sep. 1--Oct. 10 Apr. 15--May 25	
NONRESIDENT HUNTERS: One bear every four regulatory years by drawing permit only. 25 permits may be issued. Evidence of sex required		Sep. 1--Oct. 10 Apr. 15--May 25
Unit 23, those portions in the Northwest Alaska Brown Bear Management Area: One bear every regulatory year. Hunters must register to hunt	Sept. 1--May 31 (Subsistence hunt only)	No open season
Unit 23:		
SUBSISTENCE/RESIDENT HUNTERS: Five caribou per day; however cow caribou may not be taken May 16--June 30. Harvest ticket required	July 1--June 30	
NONRESIDENT HUNTERS: Five caribou. Cow caribou may not be taken May 16--June 30. Harvest ticket required		July 1--June 30

Hunt area and bag limits	Subsistence/ Resident Open Seasons	Nonresident Open Seasons
MOOSE		
Unit 23, that portion in the Noatak drainage:		
SUBSISTENCE/RESIDENT HUNTERS: One moose, however, antlerless moose may be taken only from Nov. 1--Mar. 31; no person may take a cow accompanied by a calf. Harvest ticket required.	Aug. 1--Sept. 15 Oct. 1--Mar. 31	
NONRESIDENT HUNTERS: One bull with spike-fork or 50-inch antlers or antlers with 4 or more brow tines on one side. Harvest ticket required. Evidence of sex required		Sept. 1--Sept. 15
Remainder of Unit 23:		
SUBSISTENCE/RESIDENT HUNTERS: One moose; no person may take a cow accompanied by a calf. Harvest ticket required.	Aug. 1--Mar. 31	
NONRESIDENT HUNTERS: One bull with spike-fork or 50-inch antlers or antlers with 4 or more brow tines on one side. Harvest ticket required. Evidence of sex required		Sept. 1--Sept. 20
SHEEP		
Unit 23, that portion south and east of the Noatak River, and west of the Cutler and Redstone Rivers (excluding the Upper Noatak River Canyon/Sekuiak Bluffs), and including the Igichuk Hills (that area west of the Noatak River and south of Noatak village) **Note:** Under federal subsistence hunting regulations, federal public lands in Unit 23 are closed to sheep hunting from Oct. 1--April 30, except by residents of Unit 23 living north of the Arctic Circle	No open season	No open season
Remainder of Unit 23 (excluding Gates of the Arctic National Park):		
SUBSISTENCE/RESIDENT HUNTERS: One sheep. Harvest ticket required.	Oct. 1--Apr. 30	No open season
ALL HUNTERS: One ram with full curl horn or larger. Evidence of sex required. Harvest ticket required	Sept. 1--Sept. 20	Sept. 1--Sept. 20
WOLF		
Unit 23: Five wolves	Aug. 10--Apr. 30	Aug. 10--Apr. 30
WOLVERINE		
Unit 23: One wolverine	Sept. 1--Mar. 31	Sept. 1--Mar. 31

Hunt area and bag limits	Subsistence/ Resident Open Seasons	Nonresident Open Seasons
COYOTE		
Unit 23: Two coyotes	Sept. 1--April 30	Sept. 1--April 30
FOX, ARCTIC		
Unit 23: Two foxes	Sept.1--Apr. 30	Sept.1--Apr. 30
FOX, RED		
Unit 23:		
Ten foxes; however, no more than two foxes may be taken prior to Oct. 1	Sept. 1--Mar. 15	Sept. 1--Mar. 15
LYNX		
Two lynx	Dec. 1--Jan 15	Dec. 1--Jan 15

GAME MANAGEMENT UNIT 24

Hunt area and bag limits	Subsistence/ Resident Open Seasons	Nonresident Open Seasons
BLACK BEAR		
Unit 24: Three bears	No closed season	No closed season
BROWN BEAR/GRIZZLY BEAR		
Unit 24, those portions in the Northwest Alaska Brown Bear Management Area:		
One bear every regulatory year. Hunters must register to hunt	Sept. 1--May 31 (Subsistence hunt only)	No open season
Unit 24:		
One bear every four regulatory years. Evidence of sex required	Sept. 1--May 31	Sept. 1--May 31
CARIBOU		
Unit 24, the Kanuti River drainage upstream from Kanuti River, Chalatna Creek confluence, and the Fish Creek drainage, including Bonanza Creek:		
One bull. Harvest ticket required. Evidence of sex required	Aug. 10--Sept. 30	Aug. 10--Sept. 30
Remainder of Unit 24:		
SUBSISTENCE/RESIDENT HUNTERS: Five caribou per day; however cow caribou may not be taken May 16--June 30. Harvest ticket required. Evidence of sex required	July 1--June 30	
NONRESIDENT HUNTERS: Five caribou; cow caribou may not be taken May 16--June 30. Harvest ticket required. Evidence of sex required		July 1--June 30

Hunt area and bag limits	Subsistence/ Resident Open Seasons	Nonresident Open Seasons
MOOSE		
Unit 24: that portion within the Koyukuk Controlled Use Area:		
SUBSISTENCE/RESIDENT HUNTERS: One moose; however, antlerless moose may be taken only from Sept. 21--Sept. 25, Dec. 1--Dec. 10, and Mar. 1--Mar. 10. Harvest ticket required. Evidence of sex required	Sept. 1--Sept. 25 Dec. 1--Dec. 10 Mar. 1--Mar. 10	
NONRESIDENT HUNTERS: One bull with 50-inch antlers or antlers with 4 or more brow tines on one side. Harvest ticket required. Evidence of sex required. See Federal Regulations for people qualified to hunt in National Parks and Monuments		Sept. 5--Sept. 25
Unit 24, that portion of the John River within the Gates of the Arctic National Park: One moose. Harvest ticket required. See Federal Regulations for people qualified to hunt in National Parks and Monuments	Aug. 1--Dec. 31	No open season
Unit 24, All drainages to the north of the Koyukuk River upstream from, and including the Alatna River to, and including the North Fork of the Koyukuk River, except that portion of the John River within the Gates of the Arctic National Park:		
SUBSISTENCE/RESIDENT HUNTERS: One moose; however, antlerless moose may be taken only from Sept. 21--Sept. 25 and Mar. 1--Mar. 10. Harvest ticket required. Evidence of sex required. See Federal Regulations for people qualified to hunt in National Parks and Monuments	Sept. 1--Sept. 25 Mar. 1--Mar. 10	
NONRESIDENT HUNTERS: One bull with 50-inch antlers or antlers with 4 or more brow tines on one side. Harvest ticket required. Evidence of sex required. See Federal Regulations for people qualified to hunt in National Parks and Monuments		Sept. 5--Sept. 25
Remainder of Unit 24:		
SUBSISTENCE/RESIDENT HUNTERS: One bull. Harvest ticket required. Evidence of sex required	Sept. 1--Sept. 25	

Hunt area and bag limits	Subsistence/ Resident Open Seasons	Nonresident Open Seasons
MOOSE		
NONRESIDENT HUNTERS: One bull with 50-inch antlers or antlers with 4 or more brow tines on one side. Harvest ticket required. Evidence of sex required **Note:** Under federal subsistence hunting regulations, federal public lands in the Kanuti Controlled Use Area are closed to moose hunting except by residents of Unit 24, Anaktuvuk Pass, Koyukuk, and Galena		Sept. 5--Sept. 25
SHEEP		
Unit 24: One ram with full curl horn or larger. Harvest ticket required	Aug. 10--Sept. 20	Aug. 10--Sept. 20
WOLF		
Unit 24: Five wolves	Aug. 10--Apr. 30	Aug. 10--Apr. 30
WOLVERINE		
Unit 24: One wolverine	Sept. 1--Mar. 31	Sept. 1--Mar. 31
COYOTE		
Unit 24: Two coyotes	Sept. 1--April 30	Sept. 1--April 30
FOX, RED		
Unit 24: Ten foxes; however, no more than two foxes may be taken prior to Oct. 1	Sept. 1--Mar. 15	Sept. 1--Mar. 15
LYNX		
Unit 24: Two lynx	Nov. 1--Feb. 28	Nov. 1--Feb. 28

GAME MANAGEMENT UNIT 25

HUNT AREA AND BAG LIMITS	SUBSISTENCE/ RESIDENT OPEN SEASONS	NONRESIDENT OPEN SEASONS
BLACK BEAR		
Unit 25: Three bears	No closed season	No closed season
BROWN BEAR/GRIZZLY BEAR		
Unit 25(A), within the Hodzana River drainage: One bear every four regulatory years. Evidence of sex required	Sep. 1--May 20	Sep. 1--May 20
Remainder of Unit 25(A):		
SUBSISTENCE/RESIDENT HUNTERS: One bear every four regulatory years. Evidence of sex required	Sep. 1--May 20	

Hunt area and bag limits	Subsistence/ Resident Open Seasons	Nonresident Open Seasons
BROWN BEAR/GRIZZLY BEAR		
NONRESIDENT HUNTERS: One bear every four regulatory years by drawing permit only. Up to 36 permits may be issued. Evidence of sex required		Sep. 1--May 20
Units 25(B), 25(C), and 25(D): One bear every four regulatory years. Evidence of sex required	Sep. 1--May 31	Sep. 1--May 31
CARIBOU		
Units 25(A), and 25(B):		
SUBSISTENCE/RESIDENT HUNTERS: Ten caribou; however no more than five caribou may be transported from these units per regulatory year	July 1--Apr. 30	
NONRESIDENT HUNTERS: Five caribou		July 1--Apr. 30
Unit 25(C), those portions north and west of the Steese Highway, north and east of the Elliott and Dalton Highways and south of the Yukon River: One caribou; however, only bull caribou may be taken during Aug. 10-- Sept. 20 and caribou may be taken by drawing permit only between Feb. 15-- Mar. 15; up to 150 permits may be issued. Evidence of sex required. Harvest ticket required	Aug. 10--Sept. 20 Feb. 15--Mar. 15	Aug. 10--Sept. 20 Feb. 15--Mar. 15
Remainder of Unit 25(C):		
SUBSISTENCE/RESIDENT HUNTERS: One bull by registration permit only. Up to 450 bulls may be taken. Evidence of sex required	Aug. 10--Sept. 30 Dec. 1--Feb. 28	
NONRESIDENT HUNTERS:		No open season
Unit 25(D); drained by the west fork of the Dall River, west of 150° W. long.: One bull. Harvest ticket required. Evidence of sex required	Aug. 10--Sept. 30	Aug. 10--Sept. 30
Remainder of Unit 25(D):		
SUBSISTENCE/RESIDENT HUNTERS: Ten caribou Harvest ticket required. Evidence of sex required	July 1--Apr. 30	
NONRESIDENT HUNTERS: Five caribou Harvest ticket required. Evidence of sex required		July 1--Apr. 30

Hunt area and bag limits	Subsistence/ Resident Open Seasons	Nonresident Open Seasons
MOOSE		
Unit 25(A): One bull. Harvest ticket required. Evidence of sex required	Sept. 5--Sept. 25	Sept. 5--Sept. 25
Unit 25(B), that portion within the Porcupine River drainage upstream from but excluding the Coleen River drainage: One bull. Harvest ticket required. Evidence of sex required	Sept. 20--Sept. 30	Sept. 20--Sept. 30
Remainder of Unit 25(B): One bull. Harvest ticket required. Evidence of sex required	Sept. 5--Sept. 25 Dec. 1--Dec. 15	Sept. 5--Sept. 25
Unit 25(C): One bull. Harvest ticket required. Evidence of sex required	Sept. 1--Sept. 15	Sept. 5--Sept. 15
Unit 25(D), that portion lying west of a line extending from the Unit 25(D) boundary on Preacher Creek, then downstream along Preacher Creek, Birch Creek, and Lower Mouth Birch Creek to the Yukon River, then downstream along the north bank of the Yukon River (including islands) to the confluence of the Hadweenzik River, then upstream along the west bank of the Hadweenzik River to the confluence of Forty and One-Half Mile Creek, then upstream along Forty and One-Half Mile Creek to Nelson Mountain on the Unit 25(D) boundary: One bull by Tier II subsistence permit only; up to 125 permits will be issued. Evidence of sex required	Aug. 25--Sept. 25 Dec. 1--Dec. 10 Feb. 18--Feb. 28	No open season
Remainder of Unit 25(D):		
SUBSISTENCE/RESIDENT HUNTERS: One bull. Harvest ticket required. Evidence of sex required	Sept. 10--Sept. 20 Dec. 1--Dec. 10	
NONRESIDENT HUNTERS: One bull with 50-inch antlers or antlers with 4 or more brow tines on one side. Harvest ticket required. Evidence of sex required		Sept. 10--Sept. 20
SHEEP		
Unit 25(A):		
SUBSISTENCE/RESIDENT HUNTERS: One ram with full curl horn or larger Aug. 10--Sept. 20; or up to three sheep maybe taken by registration permit Oct. 1--Apr. 30. Harvest ticket required	Aug. 10--Sept. 20 Oct. 1--Apr. 30	

Hunt area and bag limits	Subsistence/ Resident Open Seasons	Nonresident Open Seasons
SHEEP		
NONRESIDENT HUNTERS: One ram with full curl horn or larger. Harvest ticket required **Note:** Under federal subsistence hunting regulations, federal public lands in that portion of Unit 25(A) established as the Arctic Village Sheep Management Area are closed to sheep hunting except by residents of Arctic Village, Venetie, Fort Yukon, Kaktovik, and Chalkytsik.		Aug. 10--Sept. 20
Remainder of Unit 25: One ram with a full curl horn or larger. Harvest ticket required	Aug. 10--Sept. 20	Aug. 10--Sept. 20
WOLF		
Unit 25: Five wolves	Aug. 10--Apr. 30	Aug. 10--Apr. 30
WOLVERINE		
Unit 25: One wolverine	Sept. 1--Mar. 31	Sept. 1--Mar. 31
COYOTE		
Unit 25: Two coyotes	Sept. 1--April 30	Sept. 1--April 30
FOX, RED		
Unit 25: Ten foxes; however, no more than two foxes may be taken prior to Oct. 1	Sept. 1--Mar. 15	Sept. 1--Mar. 15
LYNX		
Unit 25(C): Two lynx	Dec. 1--Jan. 31	Dec. 1--Jan. 31
Remainder of Unit 25: Two lynx	Nov. 1--Feb. 28	Nov. 1--Feb. 28

GAME MANAGEMENT UNIT 26

HUNT AREA AND BAG LIMITS	SUBSISTENCE/ RESIDENT OPEN SEASONS	NONRESIDENT OPEN SEASONS
BLACK BEAR		
Unit 26: Three bears	No closed season	No closed season
BROWN BEAR/GRIZZLY BEAR		
Unit 26(A), east of 159° W. long.:		
SUBSISTENCE/RESIDENT HUNTERS: One bear every four regulatory years. Evidence of sex required	Sep. 1--May 31	
NONRESIDENT HUNTERS: One bear every four regulatory years by drawing permit only. Up to 12 permits may be issued. Evidence of sex required		Sep. 1--May 20

Hunt area and bag limits	Subsistence/ Resident Open Seasons	Nonresident Open Seasons
BROWN BEAR/GRIZZLY BEAR		
Unit 26(A), west of 159° W. long:		
SUBSISTENCE/RESIDENT HUNTERS: One bear every four regulatory years. Evidence of sex required	Sep. 1--May 31	
NONRESIDENT HUNTERS: One bear every four regulatory years by drawing permit only. Up to 22 permits may be issued. Evidence of sex required		Sep. 1--May 20
Unit 26(A): those portions in the Northwest Alaska Brown Bear Management Area: One bear every regulatory year. Hunters must register to hunt	Sept. 1--May 31 (Subsistence hunt only)	No open season
Unit 26(B):		
SUBSISTENCE/RESIDENT HUNTERS: One bear every four regulatory years. Evidence of sex required	Sep. 1--May 31	
NONRESIDENT HUNTERS: One bear every four regulatory years by drawing permit only; up to 10 permits may be issued. Evidence of sex required		Sep. 1--May 20
Unit 26(C):		
SUBSISTENCE/RESIDENT HUNTERS: One bear every four regulatory years. Evidence of sex required	Sep. 1--May 31	
NONRESIDENT HUNTERS: One bear every four regulatory years by drawing permit only; up to 10 permits may be issued. Evidence of sex required		Sep. 1--May 20
CARIBOU		
Unit 26(A):		
SUBSISTENCE/RESIDENT HUNTERS: Five caribou per day; however cow caribou may not be taken May 16--June 30. Harvest ticket required	July 1--June 30	
NONRESIDENT HUNTERS: Five caribou. Cow caribou may not be taken May 16--June 30. Harvest ticket required		July 1--June 30

Hunt area and bag limits	Subsistence/ Resident Open Seasons	Nonresident Open Seasons
CARIBOU		
Unit 26(B), that portion north of 69 30' and west of the east bank of the Kuparuk River to a point at 70 10' N. lat. 149 04' W. long., then west approximately 22 miles to 70 10' N. lat. and 149 56' W, long. then following the east bank of the Kalubik River to the Arctic Ocean:		
SUBSISTENCE/RESIDENT HUNTERS: Ten caribou	July 1--Apr. 30	
NONRESIDENT HUNTERS: Five caribou		July 1--Apr 30
Remainder of Unit 26(B):		
SUBSISTENCE/RESIDENT HUNTERS: Two caribou; however only one caribou may be taken from July 1--Sept. 30, and cow caribou may be taken only from Oct. 1--Apr. 30. Harvest ticket required	July 1--Apr. 30	
NONRESIDENT HUNTERS: One bull. Harvest ticket required. Evidence of sex required		July 1--Apr. 30
Unit 26(C):		
SUBSISTENCE/RESIDENT HUNTERS: Ten caribou; only bull caribou may be taken June 23--June 30	July 1--Apr. 30 June 23--June 30	
NONRESIDENT HUNTERS: Five caribou		July 1--Apr. 30
MOOSE		
Unit 26(A), that portion in the Colville River drainage upstream from and including the Chandler River drainage:		
SUBSISTENCE/RESIDENT HUNTERS: One moose. No person may take a cow accompanied by a calf. Harvest ticket required.	Aug. 1--Mar. 31	
NONRESIDENT HUNTERS: One bull with 50-inch antlers or antlers with 4 or more brow tines on one side. Harvest ticket required		Sept. 1--Dec. 31
Remainder of Unit 26(A):		
SUBSISTENCE/RESIDENT HUNTERS: One moose. No person may take a cow accompanied by a calf. Harvest ticket required. See Federal Regulations for people qualified to hunt in National Parks and Monuments	Aug. 1--Dec. 31	

Hunt area and bag limits	Subsistence/ Resident Open Seasons	Nonresident Open Seasons
MOOSE		
NONRESIDENT HUNTERS: One bull with 50-inch antlers or antlers with 4 or more brow tines on one side. Harvest ticket required. See Federal Regulations for people qualified to hunt in National Parks and Monuments		Sept. 1--Dec. 31
Unit 26(B), that portion within the Dalton Highway Corridor Management Area: One bull with 50-inch antlers or antlers with 4 or more brow tines on one side by bow and arrow only. Harvest ticket required. Evidence of sex required	Sept. 5--Sept. 15	Sept. 5--Sept. 15
Remainder of Unit 26(B), and Unit 26(C):		
SUBSISTENCE/RESIDENT HUNTERS: One bull. Harvest ticket required. Evidence of sex required. See Federal Regulations for people qualified to hunt in National Parks and Monuments	Sept. 5--Sept. 15 Nov. 1--Dec. 31	
NONRESIDENT HUNTERS: One bull with 50-inch antlers or antlers with 4 or more brow tines on one side. Harvest ticket required. Evidence of sex required. See Federal Regulations for people qualified to hunt in National Parks and Monuments		Sept. 5--Sept. 15
MUSK OXEN		
Unit 26(B): One bull by Tier II permit only; up to 2 muskoxen may be taken. Evidence of sex required	Oct. 1--Oct. 31 Mar. 1--Mar. 31	No open season
Remainder of Unit 26:	No open season	No open season
SHEEP		
Unit 26(A), That portion west of Howard Pass: One ram with full curl horn or larger. Harvest ticket required	Sept. 1--Sept. 20	Sept. 1--Sept. 20
Remainder of Unit 26(A); and Unit 26(B): One ram with full curl horn or larger. Harvest ticket required	Aug. 10--Sept. 20	Aug. 10--Sept. 20
Unit 26(C):		
SUBSISTENCE/RESIDENT HUNTERS: One ram with full curl horn or larger may be taken only from Aug. 10--Sept. 20; up to three sheep by registration permit Oct. 1--Apr. 30. Harvest ticket required	Aug. 10--Sept. 20 Oct. 1--Apr. 30	

Hunt area and bag limits	Subsistence/ Resident Open Seasons	Nonresident Open Seasons
SHEEP		
Unit 26(C):		
NONRESIDENT HUNTERS: One ram with full curl horn or larger. Harvest ticket required		Aug. 10--Sept. 20
WOLF		
Unit 26: Ten wolves	Aug. 10--Apr. 30	Aug. 10--Apr. 30
WOLVERINE		
Unit 26: One wolverine	Sept. 1--Mar. 31	Sept. 1--Mar. 31
COYOTE		
Unit 26: Two coyotes	Sept. 1--April 30	Sept. 1--April 30
FOX, ARCTIC		
Unit 26: Two foxes	Sept.1--Apr. 30	Sept.1--Apr. 30
FOX, RED		
Unit 26: Ten foxes; however, no more than two foxes may be taken prior to Oct. 1	Sept. 1--Mar. 15	Sept. 1--Mar. 15
LYNX		
Unit 26: Two lynx	Nov. 1--Apr. 15	Nov. 1--Apr. 15

BEAVER -- TRAPPING

Hunt area and bag limits	Subsistence/ Resident Open Seasons	Nonresident Open Seasons
Units 1 (except 1(D)), 2, 3 (except Mitkof Island), and 4 (that portion east of Chatham Strait). Trapping restricted in a portion of the area		
No limit	Dec. 1--May 15	Dec. 1--May 15
Unit 1(D)	No open season	No open season
Unit 3, Mitkof Island		
No limit	Dec. 1--April 15	Dec. 1--April 15
Unit 4 (that portion west of Chatham Strait)	No open season	No open season
Unit 5		
No limit	Nov. 10--May 15	Nov. 10--May 15
Unit 6, 7, and 15. Trapping restricted in a portion of the area		
Twenty per season	Dec. 1--Mar. 31	Dec. 1--Mar. 31
Units 8, 11, 14(A), 14(B), and 16		
Thirty per season	Nov. 10--Apr. 30	Nov. 10--Apr. 30
Unit 9. Trapping restricted in a portion of the area		
Forty per season	Jan. 1--Mar. 31	Jan. 1--Mar. 31
Units 10 and 26	No open season	No open season

HUNT AREA AND BAG LIMITS	SUBSISTENCE/ RESIDENT OPEN SEASONS	NONRESIDENT OPEN SEASONS
BEAVER, TRAPPING		
Unit 12 Fifteen per season	Nov. 1--Apr. 15	Nov. 1--Apr. 15
Unit 13 Thirty per season	Oct. 10--Apr. 30	Oct. 10--Apr. 30
Unit 14(C), that portion within the drainages of Glacier Creek, Kern Creek, Peterson Creek, and Twentymile River and the drainages of Knik River outside Chugach State Park Twenty per season	Dec. 1--Apr. 15	Dec. 1--Apr. 15
Remainder of Unit 14(C)	No open season	No open season
Unit 17(A). Trapping restricted in a portion of the area Twenty per season	Jan. 1--Feb. 28	Jan. 1-- Feb. 28
Units 17(B) and 17(C) Twenty per season	Jan. 1--Feb. 28	Jan. 1--Feb. 28
Unit 18 No limit	Nov. 1--June 10	Nov. 1--June 10
Units 19, 21, (except 21(E)) and 24 No limit	Nov. 1--Apr. 15	Nov. 1--Apr. 15
Unit 21(E) No limit	Nov. 1--June 1	Nov. 1--June 1
Unit 20(A) Twenty five per season	Nov. 1--Apr. 15	Nov. 1--Apr. 15
Unit 20(B), that portion of the Chena River downstream from its confluence with the Little Chena River, and Badger (Piledriver) Slough downstream from Plack Road	No open season	No open season
Remainder of Unit 20(B), and Units 20(C), 20(E), and that portion of Unit 20(D) draining into the north bank of the Tanana River, including the islands in the Tanana River Twenty five per season	Nov. 1--Apr. 15	Nov. 1--Apr. 15
Remainder of Unit 20(D) Fifteen per season	Feb. 1--Apr. 15	Feb. 1--Apr. 15
Units 20(F) and 25 (except Unit 25(C)) Fifty per season	Nov. 1--Apr. 15	Nov. 1--Apr. 15
Units 22(A) and 22(B) Fifty per season	Nov. 1--June 10	Nov. 1--June 10
Remainder of Unit 22 Fifty per season	Nov. 1--Apr. 15	Nov. 1--Apr. 15

HUNT AREA AND BAG LIMITS	SUBSISTENCE/ RESIDENT OPEN SEASONS	NONRESIDENT OPEN SEASONS
BEAVER, TRAPPING		
Unit 23, the Kobuk and Selawik River drainages Fifty per season	Nov. 1--June 10	Nov. 1--June 10
Remainder of Unit 23 Thirty per season	Nov. 1--June 10	Nov. 1--June 10
Unit 25(C) Twenty five per season	Nov. 1--Apr. 15	Nov. 1--Apr. 15

COYOTE -- TRAPPING

HUNT AREA AND BAG LIMITS	SUBSISTENCE/ RESIDENT OPEN SEASONS	NONRESIDENT OPEN SEASONS
Units 1-5 Trapping restricted in a portion of the area No limit.	Dec. 1--Feb. 15	Dec. 1--Feb. 15
Unit 6(C), that portion south of the Copper River highway and east of the Heney Range. No limit	Nov. 10--Apr. 30	Nov. 10--Apr. 30
Remainder of Unit 6, and Units 9-11, 13, 14(A), 14(B), and 16-18. Trapping restricted in a portion of the area No limit	Nov. 10--Mar. 31	Nov. 10--Mar. 31
Units 7, 14(C) and 15. Trapping restricted in a portion of the area No limit	Nov. 10--Feb. 28	Nov. 10--Feb. 28
Units 12 and 20(E) No limit	Nov. 1--Feb. 28	Nov. 1--Feb. 28
Units 19, 21, 24, 25, and the remainder of Unit 20 No limit	Nov. 1--Mar. 31	Nov. 1--Mar. 31
Units 22, 23, and 26 No limit	Nov. 1--Apr. 15	Nov. 1--Apr. 15

FOX, ARCTIC -- TRAPPING

HUNT AREA AND BAG LIMITS	SUBSISTENCE/ RESIDENT OPEN SEASONS	NONRESIDENT OPEN SEASONS
Units 9, 10, and 17. Trapping restricted in a portion of the area No limit	Nov. 10--Feb. 28	Nov. 10--Feb. 28
Unit 18 No limit	Nov. 10--Mar. 31	Nov. 10--Mar. 31

HUNT AREA AND BAG LIMITS	SUBSISTENCE/ RESIDENT OPEN SEASONS	NONRESIDENT OPEN SEASONS
FOX, ARCTIC TRAPPING		
Units 22, 23, and 26 No limit	Nov. 1--Apr. 15	Nov. 1--Apr. 15

FOX, RED -- TRAPPING

Hunt area and bag limits	Subsistence/ Resident Open Seasons	Nonresident Open Seasons
Units 1-5. Trapping restricted in a portion of the area No limit	Dec. 1--Feb. 15	Dec. 1--Feb. 15
Units 6, 9-11, 13, 14(A), 14(B), 16 and 17. Trapping restricted in a portion of the area No limit	Nov. 10--Feb. 28	Nov. 10--Feb. 28
Units 7, 14(C), and 15. Trapping restricted in a portion of the area One fox	Nov. 10--Feb. 28	Nov. 10--Feb. 28
Unit 8 No limit	Nov. 10--Mar. 31	Nov. 10--Mar. 31
Units 12, 20, 21, 24, and 25 No limit	Nov. 1--Feb. 28	Nov. 1--Feb. 28
Unit 18 No limit	Nov. 10--Mar. 31	Nov. 10--Mar. 31
Unit 19 No limit	Nov. 1--Mar. 31	Nov. 1--Mar. 31
Units 22, 23, and 26 No limit	Nov. 1--Apr. 15	Nov. 1--Apr. 15

LYNX -- TRAPPING

HUNT AREA AND BAG LIMITS	SUBSISTENCE/ RESIDENT OPEN SEASONS	NONRESIDENT OPEN SEASONS
Units 1-5. Trapping restricted in a portion of the area No limit	Dec. 1--Feb. 15	Dec. 1--Feb. 15
Units 6, 14, and 16. Trapping restricted in a portion of the area No limit	Dec. 15--Jan. 15	Dec. 15--Jan. 15
Units 11 and 13 No limit	Nov. 10--Jan. 31	Nov. 10--Jan. 31
Units 7 , 8, 10, and 15	No open season	No open season

HUNT AREA AND BAG LIMITS	SUBSISTENCE/ RESIDENT OPEN SEASONS	NONRESIDENT OPEN SEASONS
LYNX, TRAPPING		
Units 9 and 17. Trapping restricted in a portion of the area No limit	Nov. 10--Feb. 28	Nov. 10--Feb. 28
Units 12, 20, and 25(C) No limit	Dec. 1--Jan. 31	Dec. 1--Jan. 31
Unit 18		
No limit	Nov. 10--Mar. 31	Nov. 10--Mar. 31
Units 19, 21, an 24 No limit	Nov. 1--Feb. 28	Nov. 1--Feb. 28
Units 22 and 26 No limit	Nov. 1--Apr. 15	Nov. 1--Apr. 15
Unit 23 Three lynx	Dec. 1--Jan. 15	Dec. 1--Jan. 15
Remainder of Unit 25 No limit	Nov. 1--Feb. 28	Nov. 1--Feb. 28

MARTEN -- TRAPPING

HUNT AREA AND BAG LIMITS	SUBSISTENCE/ RESIDENT OPEN SEASONS	NONRESIDENT OPEN SEASONS
Units 1-3. Trapping restricted in a portion of the area No limit.	Dec. 1--Feb. 15	Dec. 1--Feb. 15
Unit 4, that portion of Chichagof Island east of Idaho Inlet and north of the Trail River and Tenakee Inlet and north of a line from the headwaters of Trail River to the head of Tenakee Inlet No limit **Note:** Under federal subsistence trapping regulations, federal public lands in this portion of Unit 4 are closed to marten trapping, except by federally-eligible rural residents of Alaska	Dec. 1--Dec. 31	Dec. 1--Dec. 31
Remainder of Unit 4: No limit	Dec. 1--Feb. 15	Dec. 1--Feb. 15
Unit 5 No limit	Nov. 10--Feb. 15	Nov. 10--Feb. 15
Units 6-8, 11, and 13 (except 13(E)). Trapping restricted in a portion of the area No limit	Nov. 10--Jan. 31	Nov. 10--Jan. 31

HUNT AREA AND BAG LIMITS	SUBSISTENCE/ RESIDENT OPEN SEASONS	NONRESIDENT OPEN SEASONS
MARTEN, TRAPPING		
Units 13(E), 14 and 16 No limit	Nov. 10--Dec. 10	Nov. 10--Dec. 10
Units 9 and 17. Trapping restricted in a portion of the area No limit	Nov. 10--Feb. 28	Nov. 10--Feb. 28
Unit 15(B), that portion east of the Kenai River, Skilak Lake, Skilak River and Skilak Glacier	No open season	No open season
Remainder of Unit 15. Trapping restricted in a portion of the area No limit	Nov. 10--Jan 31	Nov. 10--Jan 31
Units 12, 19-21, 24, and 25 No limit	Nov. 1--Feb. 28	Nov. 1--Feb. 28
Unit 18 No limit	Nov. 10--Mar. 31	Nov. 10--Mar. 31
Units 22, 23, and 26 No limit	Nov. 1--Apr. 15	Nov. 1--Apr. 15

MINK and WEASELS -- TRAPPING

HUNT AREA AND BAG LIMITS	SUBSISTENCE/ RESIDENT OPEN SEASONS	NONRESIDENT OPEN SEASONS
Units 1-3. Trapping restricted in a portion of the area No limit	Dec. 1--Feb. 15	Dec. 1--Feb. 15
Unit 4, that portion of Chichagof Island east of Idaho Inlet and north of the Trail River and Tenakee Inlet and north of a line from the headwaters of Trail River to the head of Tenakee Inlet No limit **Note:** Under federal subsistence trapping regulations, federal public lands in this portion of Unit 4 are closed to mink and weasel trapping, except by federally-eligible rural residents of Alaska	Dec. 1--Dec. 31	Dec. 1--Dec. 31
Remainder of Unit 4 No limit	Dec. 1--Feb. 15	Dec. 1--Feb. 15
Unit 5 No limit	Nov. 10--Feb. 15	Nov. 10--Feb. 15
Units 6-8, 11, 13-16 and 18. Trapping restricted in a portion of the area No limit	Nov. 10--Jan. 31	Nov. 10--Jan. 31

Hunt area and bag limits	Subsistence/ Resident Open Seasons	Nonresident Open Seasons
MINK AND WEASELS, TRAPPING		
Units 9, 10, and 17. Trapping restricted in a portion of the area No limit	Nov. 10--Feb. 28	Nov. 10--Feb. 28
Units 12, 19-21, 24, and 25 No limit	Nov. 1--Feb. 28	Nov. 1--Feb. 28
Units 22, 23, and 26 No limit	Nov. 1--Jan. 31	Nov. 1--Jan. 31

OTTER, LAND -- TRAPPING

Hunt area and bag limits	Subsistence/ Resident Open Seasons	Nonresident Open Seasons
Units 1-4. Trapping restricted in a portion of the area No limit	Dec. 1--Feb. 15	Dec. 1--Feb. 15
Unit 5 No limit	Nov. 10--Feb. 15	Nov. 10--Feb. 15
Unit 6, 9-11, 13, 14(A), 14(B), 16-18. Trapping restricted in a portion of the area No limit	Nov. 10--Mar. 31	Nov. 10--Mar. 31
Units 7, 14(C), and 15(C). Trapping restricted in a portion of the area No limit	Nov. 10--Feb. 28	Nov. 10--Feb. 28
Units 8, 15(A) and 15(B). Trapping restricted in a portion of the area No limit	Nov. 10--Jan. 31	Nov. 10--Jan. 31
Units 12 and 19-26 No limit	Nov. 1--Apr. 15	Nov. 1--Apr. 15

WOLF -- TRAPPING

Hunt area and bag limits	Subsistence/ Resident Open Seasons	Nonresident Open Seasons
Units 1--5 Trapping restricted in a portion of the area No limit	Nov. 10--Apr. 30	Nov. 10--Apr. 30
Units 6, 9, 10, 11, 13, 14(A), 14(B), and 16-1. Trapping restricted in a portion of the area No limit	Nov. 10--Mar. 31	Nov. 10--Mar. 31

Hunt Area and Bag Limits	Subsistence/ Resident Open Seasons	Nonresident Open Seasons
WOLF, TRAPPING		
Units 7, 14(C) and 15 No limit	Nov. 10--Feb. 28	Nov. 10--Feb. 28
Units 12 and 20(E) No limit	Oct. 1--April 30	Oct. 1--April 30
Units 19, 21, 24, 25, and remainder of Unit 20 No limit	Nov. 1--March 31	Nov. 1--March 31
Units 22, 23 and 26 No limit	Nov. 1--April 15	Nov. 1--April 15

WOLVERINE -- TRAPPING

Hunt Area and Bag Limits	Subsistence/ Resident Open Seasons	Nonresident Open Seasons
Units 1--5. Trapping restricted in a portion of the area No limit	Nov. 10--April 30	Nov. 10--April 30
Units 6--10, 15(B), 15(C), 16(B), and 17. Trapping restricted in a portion of the area No limit	Nov. 10--Feb. 28	Nov. 10--Feb. 28
Units 11, 13, 14, and 16(A) Two wolverines	Nov. 10--Jan. 31	Nov. 10--Jan. 31
Unit 15(A)	No open season	No open season
Units 12, 20, and 25(C) No limit	Nov. 1--Feb. 28	Nov. 1--Feb. 28
Unit 18 No limit	Nov. 10--Mar. 31	Nov. 10--Mar. 31
Units 19, 21, 24, and remainder of Unit 25 No limit	Nov. 1--Mar. 31	Nov. 1--Mar. 31
Units 22, 23, and 26 No limit	Nov. 1--Apr. 15	Nov. 1--Apr. 15

DUCKS

GAME MANAGEMENT UNIT AND BAG LIMITS	SUBSISTENCE/ RESIDENT OPEN SEASONS	NONRESIDENT OPEN SEASONS
Units 1-4: Five a day, fifteen in possession	Sept. 1--Dec. 16	Sept. 1--Dec. 16
Units 5-7, 9, 10 (Unimak Island only), and 14-16: Six a day, eighteen in possession	Sept. 1--Dec. 16	Sept. 1--Dec. 16
Units 8 and 10 (except Unimak Island): Five a day, fifteen in possession	Oct. 8--Jan. 22	Oct. 8--Jan. 22
Units 11-13 and 17-26: Eight a day, twenty-four in possession	Sept. 1--Dec. 16	Sept. 1--Dec. 16

SEA DUCKS · MERGANSERS · (King and common eiders, scoters, old squaw, and mergansers)

GAME MANAGEMENT UNIT AND BAG LIMITS	SUBSISTENCE/ RESIDENT OPEN SEASONS	NONRESIDENT OPEN SEASONS
Units 1-7, 9, 10 (Unimak Island only) and 11-26: Fifteen a day, thirty in possession	Sept. 1--Dec. 16	Sept. 1--Dec. 16
Units 8 and 10 (except Unimak Island): Fifteen a day, thirty in possession	Oct. 8--Jan. 22	Oct. 8--Jan. 22

Note: The total combined bag limit for sea ducks, including harlequin ducks, is 15 per day, 30 in possession

SEA DUCKS · HARLEQUIN DUCKS

GAME MANAGEMENT UNIT AND BAG LIMITS	SUBSISTENCE/ RESIDENT OPEN SEASONS	NONRESIDENT OPEN SEASONS
Units 1-5, 6(A-C), 9, 10 (Unimak Island only) and 11-26: Fifteen per day, thirty in possession	Sept. 1--Dec. 16	Sept. 1--Dec. 16
Units 6(D) and 7: Fifteen per day, thirty in possession	Oct. 1--Dec. 16	Oct. 1--Dec. 16
Units 8 and 10 (except Unimak Island) Fifteen per day, thirty in possession	Oct. 8--Jan. 22	Oct. 8--Jan. 22

Note: The total combined bag limit for sea ducks, including harlequin ducks, is 15 per day, 30 in possession

SEA DUCKS · SPECTACLED AND STELLER'S EIDERS

Game Management Unit and Bag Limits	Subsistence/ Resident Open Seasons	Nonresident Open Seasons
Units 1-26	No open season	No open season

Note: The total combined bag limit for sea ducks, including harlequin ducks, is 15 per day, 30 in possession

CANADA GEESE

Game Management Unit and Bag Limits	Subsistence/ Resident Open Seasons	Nonresident Open Seasons
Note: The total combined bag limit for Canada, white-fronted, and snow geese is six per day and twelve in possession. In no unit may more than four per day, eight in possession, be any combination of Canada and white-fronted geese		
Unit 1-4, 7, 9 (except 9(E)), 10 (Unimak Island only), 11-17, and 19-26: Four a day, eight in possession	Sep. 1--Dec. 16	Sep. 1--Dec. 16
Units 5 and 6: Four a day, eight in possession	Sep. 21--Dec. 16	Sep. 21--Dec. 16
Units 8, 9(E), 10 (except Unimak Island) and 18	No open season	No open season
Unit 18, that portion east of a line from the mouth of Pastolik River to Kusilvak Mountain, then to the mouth of the Kialik River, then to the Unit 18 boundary near the north outlet of Nagugun Lake: Four a day, eight in possession:	Sept. 1--Dec. 16	Sept. 1--Dec. 16
Remainder of Unit 18:	No open season	No open season

CACKLING CANADA GEESE

Game Management Unit and Bag Limits	Subsistence/ Resident Open Seasons	Nonresident Open Seasons
Units 1 thru 26	No open season	No open season

WHITE FRONTED GEESE

Note: The total combined bag limit for Canada, white-fronted, and snow geese is six per day and twelve in possession. In no unit may more than four per day, eight in possession, be any combination of Canada and white-fronted geese

Game Management Unit and Bag Limits	Subsistence/ Resident Open Seasons	Nonresident Open Seasons
Units 1--7, 9, and 14--18: Two a day, four in possession	Sept. 1--Dec. 16	Sept. 1--Dec. 16
Unit 8: Two a day, four in possession	Oct. 8--Jan. 22	Oct. 8--Jan. 22
Unit 10 (except Unimak Island): Four a day, eight in possession	Oct. 8--Jan. 22	Oct. 8--Jan. 22
Unit 10 (Unimak Island), 11--13, and 19--26: Four a day, eight in possession	Sept. 1--Dec. 16	Sept. 1--Dec. 16

SNOW GEESE

Note: The total combined bag limit for Canada, white-fronted, and snow geese is six per day and twelve in possession. In no unit may more than four per day, eight in possession, be any combination of Canada and white-fronted geese

Game Management Unit and Bag limits	Subsistence/ Resident Open Seasons	Nonresident Open Seasons
Units 1 (except 1(C)), 2-7, 9, 10 (Unimak Island only), and 11-26: Six a day, twelve in possession	Sept. 1--Dec. 16	Sept. 1--Dec. 16
Unit 1(C)	No open season	No open season
Units 8 and 10 (except Unimak Island): Six a day, twelve in possession	Oct. 8--Jan. 22	Oct. 8--Jan. 22

BRANT

Game Management Unit and Bag limits	Subsistence/ Resident Open Seasons	Nonresident Open Seasons
Units 1--7, 9, 10 (Unimak Island only), and 11--26: Two per day, four in possession	Sept. 1--Dec. 16	Sept. 1--Dec. 16
Units 8 and 10 (except Unimak Island) : Two per day, four in possession	Oct. 8--Jan. 22	Oct. 8--Jan. 22

EMPEROR GEESE

Game Management Unit and Bag limits	Subsistence/ Resident Open Seasons	Nonresident Open Seasons
Units 1--26	No open season	No open season

TUNDRA SWANS

Game Management Unit and Bag limits	Subsistence/ Resident Open Seasons	Nonresident Open Seasons
Unit 18: One per season by registration permit only; up to 500 will be issued.	Sept. 1--Oct. 31	Sept. 1--Oct. 31
Unit 22: One per season by registration permit only; up to 300 will be issued.	Sept. 1--Oct. 30	Sept. 1--Oct. 30
All other Units	No open season	No open season

SANDHILL CRANES

Game Management Unit and Bag limits	Subsistence/ Resident Open Seasons	Nonresident Open Seasons
Units 1--7, 9, 10 (Unimak Island only), and 14--17: Two a day, four in possession	Sept. 1--Dec. 16	Sept. 1--Dec. 16
Units 8 and 10 (except Unimak Island): Two a day, four in possession	Oct. 8--Jan. 22	Oct. 8--Jan. 22
Units 11--13, and 18--26: Three a day, six in possession	Sept. 1--Dec. 16	Sept. 1--Dec. 16

COMMON SNIPE

Game Management Unit and Bag limits	Subsistence/ Resident Open Seasons	Nonresident Open Seasons
Units 1--7, 9, 10 (Unimak Island only), and 11--26: Eight a day, sixteen in possession	Sept. 1--Dec. 16	Sept. 1--Dec. 16
Units 8 and 10 (except Unimak Island): Eight a day, sixteen in possession	Oct. 8--Jan. 22	Oct. 8--Jan. 22