OFFICE COPY

ALASKA WILDLIFE

# HARVEST SUMMARY

1992-1993



Alaska Department of Fish and Game
Division of Wildlife Conservation

*Alaska Wildlife*

# HARVEST SUMMARY

## 1992 - 1993

Prepared by:
Division of Wildlife Conservation
Information Management Section
Wildlife Information Data Base Project
Enid Keyes, Project Leader

March 1, 1994

This book was partially financed by Federal Aid in Wildlife Restoration funds under Project W-23-6, Job. No. 22.0, Alaska Wildlife Statistics Information Data Base, Segment Period July 1, 1993 - June 30, 1994.

---

This publication was released by the Alaska Department of Fish and Game, Division of Wildlife Conservation, produced at a cost of $24.63 per copy to present summary data of wildlife harvests for regulatory year 1992-93, and printed in Anchorage, Alaska.

---

The Alaska Department of Fish and Game administers all programs and activities free from discrimination on the basis of sex, color, race, religion, national origin, age, marital status, pregnancy, parenthood, or disability. For information on alternative formats available for this and other department publications, please contact the department ADA Coordinator at (voice) 907-465-4120, (TDD) 907-465-3646. Any person who believes she/he has been discriminated against should write to: ADF&G, P.O. Box 25526, Juneau, AK 99802-5526; or O.E.O., U.S. Department of the Interior, Washington, D.C. 20240.

*This book is printed on recycled paper.*



TABLE OF CONTENTS



# *TABLE OF CONTENTS*



**Introduction/How to Use this Book**

Introduction ..... 1
A Key to Using the Tables ..... 3

**Sources of Data**

Sources of Harvest Information ..... 9

**Miscellaneous Statistics**

Alaska License Sale Statistics ..... 17
License Revenues ..... 18
Drawing Permit Statistics, 1992-93 ..... 19
Comparison of Harvest Tickets, Issued and Returned ..... 20
Comparision of Permits, Issued and Returned ..... 21

**Maps**

Game Management Unit 1 ..... M-1
Game Management Unit 2 ..... M-2
Game Management Unit 3 ..... M-3
Game Management Unit 4 ..... M-4
Game Management Unit 5 ..... M-5
Game Management Unit 6 ..... M-6
Game Management Unit 7 ..... M-7
Game Management Unit 8 ..... M-8
Game Management Unit 9 ..... M-9
Game Management Unit 10 ..... M-10
Game Management Unit 11 ..... M-11
Game Management Unit 12 ..... M-12
Game Management Unit 13 ..... M-13
Game Management Unit 14 ..... M-14
Game Management Unit 15 ..... M-15
Game Management Unit 16 ..... M-16
Game Management Unit 17 ..... M-17
Game Management Unit 18 ..... M-18
Game Management Unit 19 ..... M-19
Game Management Unit 20 ..... M-20
Game Management Unit 21 ..... M-21
Game Management Unit 22 ..... M-22
Game Management Unit 23 ..... M-23
Game Management Unit 24 ..... M-24
Game Management Unit 25 ..... M-25
Game Management Unit 26 ..... M-26
Alaska State Map/Game Management Units ..... M-27
Alaska State Map/Game Management Regions ..... M-28

**Harvest Totals**

Statewide Harvest Totals and % Take by Residency ..... 25
Reported Harvest Totals by Region, by year ..... 28
Reported Harvest Totals by GMU, by year ..... 30

## *TABLE OF CONTENTS (CONTINUED)*


**Historical Tables**

Caribou Hunt Information by Herd, by Year ..... 37
Sheep Hunt Information by Mountain Range, by Year ..... 45
Unsealed Furbearers by GMU, by Regulatory Year ..... 47
Duck Harvest/Hunter Information, by Year ..... 55
Goose Harvest/Hunter Information, by Year ..... 63

**Species**

***1992-93 Harvest Information:***

Beaver ..... 69
Bison ..... 73
Black Bear ..... 74
Brown Bear ..... 78
Caribou ..... 88
Herds by Unit/Subunit ..... 92
Harvest Information by Herd ..... 93
Coyote ..... 95
Deer ..... 99
Elk ..... 100
Fox ..... 101
Lynx ..... 105
Marten ..... 108
Mink ..... 112
Moose ..... 116
Mountain Goat ..... 122
Muskox ..... 125
Otter ..... 126
Sheep ..... 130
By Mountain Range ..... 134
Wolf ..... 137
Wolverine ..... 141

***1992-93 Hunter Information:***

Beaver ..... 145
Bison ..... 149
Black Bear ..... 150
Brown Bear ..... 154
Caribou ..... 163
Herds by Unit/Subunit ..... 167
Hunter Information by Herd ..... 168
Coyote ..... 170
Deer ..... 171
Elk ..... 172
Fox ..... 173
Lynx ..... 174
Marten ..... 178
Mink ..... 181
Moose ..... 182
Mountain Goat ..... 188
Muskox ..... 191
Otter ..... 192

# *TABLE OF CONTENTS (CONTINUED)*

**Species**

***1992-93 Hunter Information:***

Sheep ..... 196
By Mountain Range ..... 200
Wolf ..... 203
Wolverine ..... 207

**Unit/Subunit**

***1992-93 Harvest Information:***

Game Management Unit 1 ..... 211
Game Management Unit 2 ..... 214
Game Management Unit 3 ..... 215
Game Management Unit 4 ..... 216
Game Management Unit 5 ..... 217
Game Management Unit 6 ..... 219
Game Management Unit 7 ..... 222
Game Management Unit 8 ..... 224
Game Management Unit 9 ..... 230
Game Management Unit 10 ..... 234
Game Management Unit 11 ..... 235
Game Management Unit 12 ..... 237
Game Management Unit 13 ..... 239
Game Management Unit 14 ..... 243
Game Management Unit 15 ..... 247
Game Management Unit 16 ..... 251
Game Management Unit 17 ..... 253
Game Management Unit 18 ..... 256
Game Management Unit 19 ..... 258
Game Management Unit 20 ..... 261
Game Management Unit 21 ..... 266
Game Management Unit 22 ..... 269
Game Management Unit 23 ..... 272
Game Management Unit 24 ..... 274
Game Management Unit 25 ..... 276
Game Management Unit 26 ..... 279
Game Management Unit 27 (Unknowns) ..... 282
Statewide ..... 283

***1992-93 Hunter Information:***

Game Management Unit 1 ..... 285
Game Management Unit 2 ..... 288
Game Management Unit 3 ..... 289
Game Management Unit 4 ..... 290
Game Management Unit 5 ..... 291
Game Management Unit 6 ..... 293
Game Management Unit 7 ..... 296
Game Management Unit 8 ..... 298
Game Management Unit 9 ..... 304
Game Management Unit 10 ..... 307
Game Management Unit 11 ..... 308
Game Management Unit 12 ..... 310
Game Management Unit 13 ..... 312
Game Management Unit 14 ..... 316
Game Management Unit 15 ..... 319

## *TABLE OF CONTENTS (CONTINUED)*


**Unit/Subunit**

***1992-93 Hunter Information:***

Game Management Unit 16 ..... 322
Game Management Unit 17 ..... 324
Game Management Unit 18 ..... 327
Game Management Unit 19 ..... 329
Game Management Unit 20 ..... 332
Game Management Unit 21 ..... 336
Game Management Unit 22 ..... 339
Game Management Unit 23 ..... 342
Game Management Unit 24 ..... 344
Game Management Unit 25 ..... 346
Game Management Unit 26 ..... 349
Game Management Unit 27 (Unknowns) ..... 352
Statewide ..... 353

**Tier II/Federal Hunts (Subsistence)**

Harvest Information ..... 355
Hunter Information ..... 358

**Commercial Services/Transport Type**

1992-93 Commercial Services Information by Species ..... 361
1992-93 Hunter Information by Transportation Type:
Beaver ..... 365
Bison ..... 373
Black Bear ..... 374
Brown Bear ..... 381
Caribou ..... 390
Deer ..... 394
Elk ..... 395
Lynx ..... 396
Marten ..... 403
Moose ..... 406
Mountain Goat ..... 416
Muskox ..... 419
Otter ..... 420
Sheep ..... 428
Wolf ..... 434
Wolverine ..... 442

# *TABLE OF CONTENTS (CONTINUED)*

## 1992-93 Regulations and Seasons


Beaver
- Trapping ..... 452

Bison ..... 453
Black Bear ..... 454
Brant ..... 454
Brown Bear and Grizzly Bear ..... 454
Cackling Canada Geese ..... 458
Canada Geese ..... 459
Caribou ..... 459
Coyote
- Hunting ..... 463
- Trapping ..... 464

Deer ..... 464
Ducks ..... 466
Elk ..... 466
Emperor Geese ..... 467
Fox, Arctic
- Hunting ..... 467
- Trapping ..... 467

Fox, Red
- Hunting ..... 467
- Trapping ..... 467

Lynx
- Hunting ..... 468
- Trapping ..... 468

Marten
- Trapping ..... 469

Mink
- Trapping ..... 470

Moose ..... 471
Mountain Goat ..... 483
Musk Oxen ..... 486
Otter, Land
- Trapping ..... 486

Sea Ducks ..... 487
Sheep ..... 488
Snow Geese ..... 489
Wolf
- Hunting ..... 490
- Trapping ..... 490

Wolverine
- Hunting ..... 490
- Trapping ..... 491

# INTRODUCTION/HOW TO USE THIS BOOK



# *INTRODUCTION*

As a part of the Division of Wildlife Conservation's continuing commitment to provide reliable data for those concerned with Alaska wildlife issues, the Wildlife Information Data Base Project presents the 1992-93 Wildlife Harvest Summary Book. The information in this book is accurate as of January 1, 1994.



This edition is the fifth in an ongoing series of yearly publications, and incorporates 5 years of data ( regulatory years 1988-89 through 1992-93) in its multi-year tables. This year's book contains the final format for this publication: future books will also contain five years of historical information (the 1993-94 book will cover regulatory years 1989-90 through 1993-94).

As you look at the data and compare information from year to year, you should keep in mind the following aspects of the 1992-93 regulatory year which affected reported harvest levels and produced differences between this and previous years:

Interviews with deer hunters in some villages in Southeast Alaska indicate under-reporting of harvests continues to be a problem in many remote areas. Under-reporting of actual harvests jeopardizes future harvest allocations.

The Alaska Peninsula (GMU 9) was closed for Fall and Spring brown bear hunting in 1992-93 (the season was open in '91-92).

An early snowstorm in September of 1992 was severe for wildlife and hunters over much of Interior and SouthCentral Alaska. As a result of the poor hunting conditions, harvests of moose, caribou, brown bear, black bear and sheep were lower than normal. Severe conditions also affected breeding that fall and will likely affect future harvests of some species.

Moose harvests on the Seward Peninsula were down in 1992-93 primarily because of a population decline resulting from several previous severe winters. Biologists estimate the herds on the Seward Peninsula were down by 25% in the Fall of 1992.

We hope you find the information in this book useful.

D. L. Kelleyhouse

David Kelleyhouse, Director
Division of Wildlife Conservation

## *ACKNOWLEDGEMENTS*

Thanks is extended to the Information Management Section staff for their diligence and dedication in producing this book. Special thanks goes to Becky Strauch for her exceptional computer capabilities and dedication to excellence, to Suzan Bowen without whose ideas, attention to detail, and good humor this book would have been impossible; to Thela Divens, Bob Walker, Tammy Wettin, and Ruth Moulton for their efforts, and high standards of accuracy. Thanks goes to other Divisional staff making significant contributions to this book: to each area and assistant area management biologist for his/her outstanding cooperation and willing effort; to the Management Coordinators; to the Regional Supervisors; to Deputy Director Wayne Regelin for his encouragement and support; and especially to SuzAnne Miller for her dedication of staff time and budgetary resources for the annual completion of this program.

# 1992-1993 ALASKA WILDLIFE HARVEST SUMMARY

## A KEY TO USING THE TABLES

***FOR EASIER INTERPRETATION OF TABLE CONTENTS, PLEASE NOTE THE FOLLOWING:***

1. **"n/a"** means **NO DATA WAS AVAILABLE.**

2. A **"Z"** designation following a Game Management Unit (GMU) number refers to data for which the **SUBUNIT WAS UNKNOWN**; during central processing, data could only be assigned at the GMU level due to omissions or illegibility of information.

3. **"Unit 27Z"** refers to data for which the **GAME MANAGEMENT UNIT** was unknown.

4. Hunt numbers followed by an **"F"** refer to **FALL HUNTS**; numbers followed by an **"S"** refer to **SPRING HUNTS**. Not all Fall or Spring hunts have an F or S designation. For a more complete listing of Fall or Spring hunt numbers, refer to the 1992-93 Permit Hunt Supplement newspapers.

5. Hunt numbers preceded by a **"T"** refer to **TIER II SUBSISTENCE HUNTS**.
   Hunt numbers preceded by a **"D"** refer to **DRAWING PERMIT HUNTS**.
   Hunt numbers preceded by an **"R"** refer to **REGISTRATION PERMIT HUNTS**.
   All **FEDERAL HUNTS** are **REGISTRATION HUNTS**.

6. **"General Season"** refers to a season not regulated by the drawing or registration permit systems and is open to one or more of the following categories of hunters: Alaska Resident, Non-Resident, or Subsistence. In general season hunts, the numbers of hunters are not regulated; the numbers of animals taken are regulated by bag limits, season lengths, methods and means, and access restrictions.

7. Throughout this book, **"SHEEP"** refers to **DALL SHEEP**; **"DEER"** refers to **SITKA BLACKTAIL DEER**; and **"OTTER"** refers to **RIVER OTTER** (also known as **LAND OTTER**).

8. If a species is not listed for a particular GMU/subunit, it does not occur in that area.

---

*Be aware of the scope and limitations of the information presented here before interpreting it for other applications. In using these wildlife harvest statistics, you should check available information (the Comments column in the main tables and the Seasons section) to note actual season lengths, applicable regulations, or other conditions which may have affected harvest levels. Other factors affecting harvest (such as weather conditions, availability of other food sources, alternative hunting opportunities, or travel costs) are not quantified here.*

---

## HOW THIS BOOK IS ORGANIZED

## WHAT IS IN THE DATA TABLES

The harvest data presented in this book have been compiled from two main sources:

1. **CENTRALLY PROCESSED DATA** obtained from keypunched harvest reports (e.g., moose harvest tickets, bear and furbearer sealing certificates, etc.), from keypunched permit reports (includes most drawing permit data and some registration hunt data), and from a deer hunter survey for South East and South Central Alaska.

2. **BIOLOGIST-COMPILED RECORDS** (e.g., some drawing permit hunt data; data from most registration hunts; general seasons where harvest reports are not required; Defense of Life and Property [DLP] kills ; and illegal and unreported kills).

Refer to the **SOURCES OF DATA** section of this book for a more detailed explanation of the systems used for collecting the harvest data presented here.

The State of Alaska's summary harvest data for regulatory year 1992-1993 (July 1, 1992-June 30, 1993) is presented in two ways, each in its own section:

1. By **GAME MANAGEMENT UNIT/SUBUNIT**

2. By **SPECIES**

Within each section of these two sections, the data are presented in two parts:

1. **HARVEST INFORMATION**

2. **HUNTER INFORMATION**

The two parts are presented separately to avoid confusion when the tables are read. In other words, in the GMU/Subunit section, all harvest information for all units is presented, followed by tables for all hunter information for all units. In the Species section, harvest for all species is presented, followed by all hunter information.

All data are identified as to species, GMU/Subunit, type of hunting season (i.e., general season, drawing permit, registration permit, trapping, etc.) and hunt number, where applicable. Information on permit or harvest ticket holders who did not hunt is not reported in this book.

### HARVEST INFORMATION contains the following:

1. **Total Harvest**: Total number of animals harvested. Reported harvest only. Does NOT include DLP's for bears or unreported/illegal harvest.

2. **Sex** breakdown of reported harvest: (male + female + unknown = Total Harvest).

3. **DLP**: Defense of Life and Property kills. Applies to mainly to brown and black bears, but occasionally to nuisance beaver kills or similar ADF&G-sanctioned kills.

4. **Unreported/Illegal**: Estimates of unreported and/or illegally taken harvest. In some areas, for some species, unreported and illegal harvest may equal or exceed the reported harvest.

5. **Average Horn Length/Antler Width**: Horn length applies to Dall Sheep and Mountain Goat.
   Antler width applies to moose.
   Caribou and Deer rack size data are not collected.

6. **Comments**: Explanatory information pertinent to interpretation of the data.



## HUNTER INFORMATION contains the following:

1. **Successful Hunters**

   a. **Total**: Total number of successful hunters. Total Successful = Successful Unit Residents + Other Successful State Residents + Total Successful Non-Residents + Total Successful Unknown Residents.

      For hunts and species which have a single animal bag limit, Total Successful = Total Harvest.

   b. **Unit Residents**: Number of successful hunters whose primary place of residence is the GMU in which the hunt or season is held.

   c. **Other State Residents:** Total number of successful hunters who are Alaska State residents but who are not residents of the GMU for which data is reported.

   d. **Non-Residents**: Total number of successful hunters who are non-residents. Non-residents includes aliens who reside outside of the U.S.

   e. **Unknown Residents**: Total number of successful hunters whose residency is unknown, generally because of illegibly written address information or failure to include it on the harvest or permit report.

2. **Unsuccessful Hunters**
   The residency categories for Unsuccessful hunters are the same as for Successful categories, except that Unsuccessful data apply. Total = Unsuccessful Unit Residents + Unsuccessful Other State Residents + Unsuccessful Non-Residents + Unsuccessful Unknown Residency hunters.

   For many hunts, Unsuccessful residency information is not available and is denoted by "n/a" in the appropriate columns. No Unsuccessful residency is collected for brown and black bear harvests (except for permitted hunts), caribou General Season hunts, and all furbearers.

3. **Percent Successful**:
   For those hunts where both Successful and Unsuccessful hunter residency data is available, % Success is calculated.

   a. **Total % Success** = (Total number of successful hunters / [Total number of successful hunters + Total number of unsuccessful hunters]) x 100.

   b. **Unit Resident % Success** = (Total number of successful GMU resident hunters/[Total number of successful GMU resident hunters + Total number of unsuccessful GMU resident hunters]) x 100.

c. **Other State Resident % Success** = (Total number of successful other Alaska resident hunters/[Total number of successful other Alaska resident hunters + Total number of unsuccessful other Alaska resident hunters]) x 100.

d. **Non-Resident % Success** = (Total number of successful non-resident hunters/[Total number of successful non-resident hunters + Total number of unsuccessful non-resident hunters]) x 100.

e. **Unknown Resident % Success** = (Total number of successful unknown residency hunters/[Total number of successful unknown residency hunters + Total number of unsuccessful unknown residency hunters]) x 100.

4. **Total Days** = Total number of days or parts of days spent in the field by all hunters having the intent to harvest a given species.

5. **Average Effort** = Total number of days spent by all hunters in the field / Total number of hunters, where Total number of hunters = Total Successful + Total Unsuccessfuls.

## CALCULATION OF TOTALS

AT THE SUBUNIT LEVEL:

***HUNTER AND HARVEST INFORMATION:***

1. **TOTAL HUNT**: When more than one hunt with the same hunt number appears within a subunit (e.g., Fall and Spring hunts with the same number; or a drawing permit hunt and a registration hunt open to anyone), the data for those hunts are totalled.

2. **TOTAL SUBUNIT**: When more than one hunt for a given species occurs within a subunit, the data for all hunts for that species are totalled. Single hunts within a subunit for a given species are their own totals.

AT THE GAME MANAGEMENT UNIT LEVEL:

***HARVEST INFORMATION:***

1. **TOTAL UNIT**: All reported harvest for a given species, regardless of hunt number or hunt type, is totalled at the Unit level and is presented at the end of the Subunit tables.

   a. **When a GMU has no Subunits**, data from individual hunts are shown as in Subunit tables, then totalled in a GMU summary table, consistent with the format for GMU's with Subunits.

   b. **For sealed furbearers** (beaver; marten taken from GMU's 1-5 and 7, 13(E), 14, 15, and 16; lynx; otter; wolf; and wolverine), data are totalled at the GMU level. Acquisition and export data for unsealed furbearers are shown in a special table in the ***Historical Tables*** section

***HUNTER INFORMATION:***

Even though problems exist because of duplicate reporting when a single individual hunts in more than one subunit (one individual would be counted as more than one), **hunter data is totalled at the Unit level as well as at the subunit level. These data are intended for use as indices only and may overestimate the true number of hunters utilizing the resource.**



AT THE STATEWIDE LEVEL

***TOTAL STATEWIDE***

1. The sum total of all harvest data Statewide is shown in a separate table at the end of the **GMU/SUBUNIT** section.

2. Statewide totals by species are shown at the end of the GMU summaries in the **SPECIES** section.

3. No statewide totals for unsealed furbearers are given because of incomplete data. Acquisition and export data for unsealed furbearers are shown in a special table in the **HISTORICAL TABLES** section. Refer to **SOURCES** section for an explanation of acquisition and export information.

## COMPARATIVE TABLES

The **HISTORICAL TABLES** section of this book contains tables which compare harvest and/or hunter information on a multi-year basis. These tables present statewide, regional or GMU totals from the previous Harvest Summary Books (1988-89 through 1991-92) along with the 1992-93 information in a comparative format.

## MULTI-YEAR COMPARISONS OF HARVEST DATA

---

*When comparing harvest levels by hunt number from one year to the next, remember that hunt numbers, hunt areas, bag limits, and/or methods and means frequently change from one year to the next. Depending upon the changes, comparisons between years should only be made with caution; and in some cases, direct comparisons should not be made at all.*

---

**This book contains no multi-year comparisons of harvest data at the hunt number level. Exercise extreme caution before you attempt to make such comparisons.** Refer to the Seasons section of this book, to past and current issues of *Alaska Game Regulations*, the annual drawing and registration permit hunt supplemental newspapers, and Division of Wildlife Conservation staff who have knowledge of hunt histories (specific area biologists, Regional Regulation Specialists, Regional Management Coordinators, etc.). ADF&G's Wildlife Conservation Information Management Section has compiled a multi-year database containing an exhaustive listing of all hunts and their histories held in Alaska since 1988. Specific information regarding hunt number changes, etc. may be obtained by contacting Bob Walker, ADF&G, (907)267-2404. Charges for information may apply.

# SOURCES OF DATA



# *SOURCES OF HARVEST INFORMATION*

The Division of Wildlife Conservation compiles Alaska wildlife harvest information from a diverse array of sources. This section outlines the various data sources for the species whose harvests are summarized in this book. Specific sources of harvest information for each separate species are explained in the second part of this section.

## HARVEST TICKETS

Harvest tickets are the primary means of collecting information on caribou, moose, and sheep harvests in areas not administered by registration or drawing permit hunts. License vendors and Department staff issue harvest tickets to individual hunters. Each "harvest ticket" has three parts: an overlay, containing hunter's name, residency information and license number; a hunt report containing harvest data; and a harvest ticket carried into the field by the hunter and validated when an animal is harvested., License vendors return overlays to the Division of Wildlife Conservation in Anchorage. Alalska law requires hunters to send in a completed hunt report within a specified time frame after the hunt. Reports are postage-paid and pre-addressed to be sent to Anchorage for central processing by the Information Management Section.

Moose and sheep overlays are keypunched, and hunters not returning reports are sent up to three reminder letters. Deer overlays are keypunched and the information is used for annual survey questionnaires sent to randomly selected individuals hunting in Kodiak, Prince William Sound, and Southeastern Alaska. No hunter reports are required of deer hunters or Western Arctic caribou hunters. Caribou overlays are not presently keypunched.



Hunter reports provide information on hunter residency, effort, success, location of kill, method of take, transport means, commercial services used, sex of animal(s) killed, number of animals killed if multiple bag limits apply, horn or antler measurements where applicable, and chronology of kill.

## DRAWING PERMITS AND REGISTRATION PERMITS

A drawing permit is obtained through a lottery drawing in which qualified applicants are chosen on the basis of a computerized random assignment of winning numbers. Harvest levels are regulated through the numbers of permits allotted within each hunt. Drawing winners are issued a permit, part of which is a hunt report which must be filled out and returned to the Division of Wildlife Conservation as part of the conditions of the permit hunt. Failure to return a hunt report for a drawing permit may lead to the exclusion of the hunter from eligibility for drawing permits in the following year.

Registration permits are obtained by application in person at designated area offices. In general, registration permit hunts, unlike drawing permit hunts, have no limiting quota of permits that may be issued. For a few hunts, the total number of permits is limited and permits are issued on a first-come-first-serve basis at designated offices. Harvest levels are regulated through emergency closures of each hunt when desired harvest levels have been reached. In certain registration hunts, only qualified local residents may participate. In some other hunts, only Alaskans holding a resident hunting license may participate; in others, any licensed hunter, regardless of residency, may hunt.

Registration permits contain a hunt report which must be returned either in person or by mail to a designated ADF&G office at a specified time following each hunt. Some drawing and registration hunts may also require hunters to telephone in hunt information.

Permit harvest reports provide hunter residency, effort, location of kill, success, method of take, transport means, and commercial services used in addition to harvest data (sex and horn/antler measurements where applicable).

## TIER II PERMITS

In 1991-92 Tier II subsistence hunts were created by the Alaska Board of Game. Tier II subsistence hunts occur when there is not enough wild game in an area for all subsistence hunters to have a reasonable opportunity to take. Hunting permits are given to people who get the highest number of points on a scored application. Points are awarded by the following criteria (defined by law):

1. Customary and direct dependence upon the game population as the mainstay of one's livelihood
2. Local residency
3. Availability of alternative resources

In the 1992-93 regulatory year, 12 Tier II subsistence hunts were held for moose, caribou, mountain goat, and muskox.

## FEDERAL PERMITS

During the 1992-93 regulatory year, 35 Federal subsistence hunts were held for caribou, moose, sheep, brown bear, muskox, and mountain goat. Federal regulations were set by a governing board analogous to Alaska's Board of Game. All Federal hunts were registration hunts and all permits issued were valid only for hunt areas on Federal lands. Harvest information was provided by a hunt report similar to the State's, to be returned by each permit holder by a specified deadline.

## SEALING DOCUMENTS

Sealing certificates are used in gathering information on black and brown bear harvests, and some furbearer harvests.

Brown bear and black bear sealing certificates are filled out by an authorized Department employee at the time a hunter brings in a bear skull and hide to have a numbered locking tag (seal) affixed. Hunter residency, location of kill, transport means, commercial services used, and successful hunter effort data are obtained from bear sealing certificates, along with sex, age, and color-phase information. No information concerning unsuccessful bear hunters is collected. Sealing of black bears is required only for GMU's 1 - 7, 11 - 16, and 20. For those units where sealing is not required, harvest levels must be estimated and where available, are shown as "unreported harvest".

Of the furbearers harvested in Alaska, five species require sealing: beaver, lynx, otter, wolf, and wolverine. In addition, marten are required to be sealed in GMU's 1-5 (Southeastern Alaska) and GMU's 7,13(E), 14, 15 and 16. Furbearers are sealed by affixing a numbered locking seal to each pelt. Trapper residency data are not routinely collected, nor is effort or success information. Information on number of animals taken, location of harvest, method of take, transport means, pelt size and sex data (where applicable) are obtained from furbearer sealing certificates.

## HUNTER QUESTIONNAIRES/SURVEYS

Hunter questionnaires are used to obtain harvest and hunter information for some species in lieu of other sources of reliable harvest information. Deer harvest is generally monitored through the

use of yearly hunter surveys in southeastern Alaska, Kodiak and Prince William Sound. The deer harvest information presented in this year's book was obtained through a deer survey covering all of these areas. Some biologists employ trapper questionnaires to monitor furbearer harvests, and some caribou harvest information is obtained through the use of hunter surveys.

Hunter questionnaires are direct mail surveys sent to a random sample of hunters and trappers based on names obtained from harvest tickets, sealing certificates, or tag sales. Follow-up questionnaires are frequently used to encourage hunters to respond. The total harvest of a population in question is estimated based on a statistical analysis of hunter questionnaire results. Questionnaires can be used as a vehicle for obtaining comprehensive information from hunters. In addition to the same information provided by hunt reports, hunter questionnaires may also provide information on hunter motivations, hunter expenses, use of public facilities, and observations of other wildlife .

## HUNTER INTERVIEWS

Many area management biologists augment their more formal sources of harvest data by conducting informal interviews of hunters in the field, at local airports, and in rural towns and villages. Interviews can provide word-of-mouth information on otherwise unreported harvests, information on illegal kills, and a check on hunter reporting rates. While hunter interview information is subjective data, it can be of great help to the biologist in assessing harvest levels and harvest-related activities in his area.



## FUR EXPORT AND FUR ACQUISITION REPORTS

Of the 18 furbearer species trapped in Alaska, only five have mandatory sealing requirements statewide. To estimate harvest of the remaining species, biologists may use information from raw fur export and fur acquisition reports. More frequently, when information is collected at all, it is obtained from trapper questionnaires and personal trapper interviews.

Fur acquisition reports are filled out by a fur buyer when raw furs are purchased from a trapper or fur dealer. A report of the transaction, showing species, number, and location in which the furs were trapped (GMU) is sent to ADF&G. Information on trapper residency, transport means, etc. are not available on fur export or acquisition reports. Fur acquisition reports may include reporting of animals taken in previous years.

Fur export reports are filled out when an individual sends raw furs out of state. The same information is collected from export reports as from acquisition reports, and the reports are sent to the Information Management Section in Anchorage for compilation.

Since fur reports provide a record of commercial transactions involving furs (animals kept for home tanning are not documented in fur reports), and are not an actual record of numbers of furbearers harvested in a given regulatory year, harvest estimate information extrapolated from fur reports should be considered marginal in quality. Raw fur purchase plus trapper export numbers have been summed for an *index* of harvest trends but do not necessarily reflect actual harvest. In view of this, the data on unsealed furbearers (See the *Historical Tables* section) should be interpreted as indicators of harvests, not actual harvest numbers. Since fur transactions do not necessarily reflect any given year's harvest, this data should not be used to predict or indicate harvest trends. Fluctuations from one year to the next do not necessarily reflect harvest fluctuations or population status.

## *HARVEST INFORMATION SOURCES: BY SPECIES*

### BEAVER

Beaver harvest information is collected from beaver sealing certificates. No data are available on unsuccessful beaver trappers, thus making trapper effort and percent success information also unavailable. Since there is a multiple-animal bag limit on beaver, harvest totals are generally larger than numbers of successful trappers.

Beaver sealing certificate data may be augmented by information from trapper questionnaires, hunter interviews, and fur acquisition and export reports.

### BISON

Bison harvest in Alaska is regulated by drawing permit and registration permit only. Bison harvest information is collected from permit hunt reports submitted by permit holders at some specified time after each hunt or by personal interviews with hunters before they leave the area of the hunt. In the 1992-93 regulatory year, 150 drawing permits were issued. All 150 (100%) permit reports were returned.

### BLACK BEAR

Black bear harvest information is collected from black bear sealing certificates. Since information collected is for successful hunters only, unsuccessful hunter residency, hunter effort and percent success figures are not available. In some units, a multiple-animal bag limit applies to black bear. In these cases, numbers of successful hunters may be smaller than total numbers of animals harvested. In some GMU's, black bears are not required to be sealed (see Sealing Certificates, above).

### BROWN BEAR

Brown bear harvest information is collected from brown bear sealing certificates and from drawing and registration permit hunt reports. Special hunts are held on Kodiak, Southeastern Alaska, and in several game management units north of the Brooks Range. General season information on brown bear harvest is for successful hunters only; permit reports include unsuccessful hunter data as well. In 1992-93, 984 brown bear registration permits were issued, and 100% were returned. A total of 471 brown bear drawing permits were issued and 445 (98%) reports were returned. One Federal brown bear registration permit was issued and the report was returned.

### CARIBOU

Caribou are a migratory species, and at any given time a caribou herd may range over more than one GMU or Subunit. When a caribou hunt is held, it generally applies to a specific herd rather than to a specific GMU/Subunit. Within Alaska, caribou are managed by herd. However, some biologists do examine their data on a GMU/Subunit basis as well. To accommodate both types of data collection, caribou harvest data is presented both ways, on a herd summary basis, and on an individual GMU/subunit basis. Because not all area biologists report their caribou harvest information by GMU/Subunit, the GMU information is incomplete. ***For the most accurate representation of the statewide caribou harvest, use the tables showing HARVEST BY HERD.*** These tables are found in the *SPECIES* section of this book. Because of problems with non-reporting in many general season areas, information on caribou harvest is especially limited. In the table which presents caribou harvest by herd, low estimates (representing reported harvest + the low estimate of unreported kills) and high estimates (representing reported harvest + high

estimates of unreported kills) are given. Reported harvest figures are obtained from returned harvest ticket reports. Keep in mind that both High Total Harvest, and Low Total Harvest figures are estimates because of under-reporting or non-reporting by many caribou hunters. In some cases, unreported harvest equals or exceeds the reported harvest from a given herd.

Reporting on caribou harvest regulated by the permit system is somewhat more reliable. In the 1992-93 caribou permit hunt seasons, 1,176 State drawing and registration non-subsistence permits were issued; 6,503 State Tier II subsistence permits were issued; 2385 Federal registration permits were issued. A total of 1,155 State hunt non-subsistence reports (98%) were returned; 6424 Tier II subsistence reports (99%) were returned; 2054 Federal hunt reports (86%) were returned.

In many units, a multiple-animal bag limit applies to caribou. In these cases, the numbers of successful hunters shown may be smaller than the total numbers of animals harvested.

## COYOTE, FOX, MARTEN, MINK, MUSKRAT, SQUIRREL, AND WEASEL

Coyote, fox, marten, mink, muskrat, squirrel and weasel harvests are not easily documented since these furs are not required to be sealed (marten require sealing in GMU's 1-5, 7, 13(E) and 14-16). Documentation of unsealed furbearers is comprised of transactions between trappers and fur dealers, and records of shipments of furs outside the state, either for sale or for tanning. Because such transactions may include furs taken in previous years, and because many trappers, especially in Northern and Western Alaska, may keep their trapped furs for tanning and use at home, these documents are not especially useful for reflecting true harvest levels. In addition, non-reporting of transactions may be substantial. As a result, figures derived from these documents are useful only as trend indicators or as an index of harvest. Consequently, we have included only summarized numbers of furbuyers' acquisitions of furs from trappers, and numbers of furs exported by trappers for tanning in a special table in the *Historical Tables* section. Data are shown for 5 years, and should not be interpreted as a reflection of true harvest levels, but rather as indicators of overall trends over time. Year-to-year fluctuations have little meaning, since many trappers do not sell their furs every year, and many do not trap every year.



## DEER

While harvest tickets are issued to deer hunters, no hunt reports are required upon completion of a hunt. Deer harvest information is routinely calculated through the use of deer surveys. For the 1992-93 Sitka Blacktail Deer harvest, 8045 deer surveys were issued for Southeastern and South Central Alaska, and 4079 were returned (51%). The survey covered harvests in Southeastern Alaska, Prince William Sound and Kodiak. Up to three follow-up questionnaires are sent to encourage hunters to report. Estimates of harvest size are calculated from questionnaire responses. In 1992-93, 763 deer registration permits were issued for newly-instituted hunts in Southeastern Alaska; 749 hunt reports (98%) were returned.

## ELK

Alaska's Roosevelt Elk harvest is regulated by drawing permit and registration permit hunts. All legal elk harvest occurs on Raspberry and Afognak Islands, in the Kodiak Island archipelago, in GMU 8. Elk harvest information is obtained from permit hunt reports. In the 1992-93 regulatory year, 848 drawing and registration permits were issued, with a 96% permit hunt report return rate (811 returned).

## LYNX

Lynx harvest information is collected from furbearer sealing certificates. No data are available on unsuccessful lynx trappers, thus making trapper effort and % success information also unavailable. Since there is a multiple-animal bag limit on lynx, harvest totals are generally larger than numbers of successful trappers.

Lynx sealing certificate data may be augmented by information from trapper questionnaires, hunter interviews, and fur acquisition and export reports.

## MOOSE

Moose harvest information is collected from permit hunt reports, registration hunt reports, and harvest ticket hunt reports. For the 1992-93 regulatory year, there were 46,008 harvest tickets issued and 33,631 hunt reports returned (73%). A total of 2,866 State drawing and registration permits (non-Tier II) were issued, with 2,836 (99%) permit hunt reports returned. A total of 428 Tier II permits were issued, and 410 hunt reports (96%) were returned. Federal agencies issued 782 registration permits, and 706 reports were returned (90%).

## MOUNTAIN GOAT

Mountain goat harvest information is collected from registration permit hunt reports and drawing permit hunt reports. There are no general seasons on mountain goats in Alaska. In the 1992-93 regulatory year, 1,976 registration permits were issued; 1,952 hunt reports (99%) were returned. In that same period, 493 drawing permits were issued, and 489 hunt reports (99%) were returned. Tier II permits issued numbered 95, with 95 (100%) being returned. Federal agencies issued 28 subsistence permits for mountain goats, and 24 reports were returned (86%).

## MUSKOX

Muskox harvest information is collected from drawing, registration, and Tier II permit hunt reports. There are no general seasons on muskoxen in Alaska. In the 1992-93 regulatory year, 46 drawing permits were issued; 60 registration permits were issued; and 2 Tier II permits were issued. All permit reports (100%) were returned. Ten Federal muskox registration permits were issued; 9 (90%) were returned.

## OTTER

River otter harvest information is collected from furbearer sealing certificates. No data are available on unsuccessful otter trappers, thus making trapper effort and percent success information also unavailable. Since there is a multiple-animal bag limit on otter, harvest totals are generally larger than numbers of successful trappers.

River otter sealing certificate data is frequently augmented by information from trapper questionnaires, hunter interviews, and fur acquisition and export reports.

## SHEEP

Dall sheep harvest information is obtained from drawing and registration permit reports and from general season hunt reports. During the 1992-93 sheep hunting seasons, 7,427 harvest tickets were issued and 6,105 (82%) hunt reports were returned. During that same period, 627 dall sheep drawing permits were issued, and 627 (100%) permit hunt reports were returned. Forty-six Federal sheep permits were issued; 27 (59%) hunt reports were returned.

## WATERFOWL

Statewide waterfowl harvest information is collected annually through the use of hunter surveys. The distribution of hunter questionnaires has been incorporated into the sales of the state duck stamp. Self-addressed, pre-paid questionnaires are issued to the purchasers of the first 2 stamps out of each booklet of 5 stamps (40% sample). Harvest and hunter activity are compiled from survey cards returned by a specified date. No reminder surveys are sent to non-respondents.

## WOLF

Wolf harvest information is collected from furbearer sealing certificates. No data are available on unsuccessful wolf trappers and hunters, thus making trapper and hunter effort and % success information also unavailable. Since there is a multiple-animal bag limit on wolves, harvest totals are generally larger than numbers of successful trappers.

Wolf sealing certificate data may be augmented by information from trapper questionnaires, hunter interviews, and fur acquisition and export reports.

## WOLVERINE

Wolverine harvest information is collected from furbearer sealing certificates. No data are available on unsuccessful wolverine trappers or hunters, thus making trapper and hunter effort and % success information also unavailable. Since there is a multiple-animal bag limit on wolverine, harvest totals are generally larger than numbers of successful trappers.

Wolverine sealing certificate data may be augmented by information from trapper questionnaires, hunter interviews, and fur acquisition and export reports.



# *ALASKA LICENSE SALE STATISTICS*

## *NUMBER SOLD*

| BIG GAME TAG SUMMARY | 1988-89 | 1989-90 | 1990-91 | 1991-92 | 1992-93 |
|---|---|---|---|---|---|
| ***RESIDENT TAGS*** | | | | | |
| Brown and Grizzly Bear | 6,441 | 6,821 | 5,777 | 6,936 | 6,676 |
| Muskox ($500) | 28 | 37 | 39 | 43 | 43 |
| Muskox ($25) | 65 | 65 | 75 | 75 | 60 |
| **TOTAL** | **6,534** | **6,923** | **5,891** | **7,054** | **6,779** |
| ***NON-RESIDENT TAGS*** | | | | | |
| Brown and Grizzly Bear | 1,100 | 1,565 | 1,143 | 1,513 | 1,026 |
| Black Bear | 1,448 | 1,391 | 1,360 | 1,201 | 1,370 |
| Deer | 864 | 953 | 740 | 700 | 706 |
| Moose | 2,958 | 2,784 | 2,414 | 2,206 | 2,317 |
| Sheep | 763 | 754 | 835 | 718 | 641 |
| Elk | 57 | 36 | 48 | 36 | 33 |
| Goat | 317 | 106 | 97 | 97 | 116 |
| Bison | 1 | 11 | 2 | 4 | 5 |
| Caribou | 3,107 | 3,248 | 3,193 | 2,711 | 3,034 |
| Wolf | 169 | 238 | 218 | 284 | 170 |
| Wolverine | 16 | 46 | 28 | 27 | 16 |
| Muskox | 2 | 5 | 3 | 3 | 2 |
| **TOTAL** | **10,802** | **11,137** | **10,081** | **9,500** | **9,436** |
| ***LICENSE SUMMARY*** | | | | | |
| Resident hunting licenses[1] | 89,424 | 85,837 | 84,008 | 87,402 | 83,213[4] |
| Non-resident hunting licenses[2] | 10,236 | 10,725 | 9,784 | 10,282 | 10,139 |
| **TOTAL** | **99,660** | **96,562** | **93,792** | **97,684** | **93,352** |
| Resident trapping licenses[1] | 22,481 | 21,190 | 19,696 | 19,195 | 18,279[4] |
| Non-resident trapping licenses | 28 | 33 | 22 | 26 | 10 |
| **TOTAL** | **22,509** | **21,223** | **19,718** | **19,221** | **18,289** |
| Resident sport fishing, hunting and trapping licenses ($0.25) | 14,972 | 12,566 | 11,536 | 10,806[3] | 11,335[3] |
| Waterfowl stamps | 37,570 | 32,185 | 29,030 | 23,709 | 17,197 |

[1]Includes low income licenses.
[2]Includes military small game licenses.
[3]Low income license fees increased to $5.00 in 1991-92.
[4]Resident hunting and trapping license fees increased Jan. 1, 1993.

# *LICENSE REVENUES*

## *ESTIMATED REVENUES TO DIVISION OF WILDLIFE CONSERVATION*

| | 1988-89 | 1989-90 | 1990-91 | 1991-92 | 1992-93 |
|---|---|---|---|---|---|
| Resident hunting licenses | n/a | n/a | $834,064 | $892,921 | $1,187,192 |
| Non-resident hunting licenses | n/a | n/a | 533,194 | 718,701 | 699,840 |
| Resident trapping licenses | n/a | n/a | $83,092 | $96,365 | $100,468 |
| Non-resident trapping licenses | n/a | n/a | 1,640 | 4,133 | 1,598 |
| Resident big game tags | n/a | n/a | $159,280 | $188,755 | $181,577 |
| Non-resident big game tags | n/a | n/a | 2,804,000 | 3,220,490 | 3,091,100 |

## *ESTIMATED NET TO WILDLIFE CONSERVATION FUND*

| | | | | | |
|---|---|---|---|---|---|
| Hunting | $4,835,647 | $4,833,904 | $4,930,901 | $5,461,311 | $5,641,180 |
| Waterfowl | 199,296 | 157,563 | 141,668 | 115,586 | 83,072 |
| **TOTAL** | **$5,034,943** | **$4,991,467** | **$5,072,569** | **$5,576,897** | **$5,724,252** |
| **ESTIMATED NET TO FURBEARER FUND** | **$119,572** | **$82,635** | **$83,096** | **$95,997** | **$100,615** |

# *DRAWING PERMIT STATISTICS, 1992-93*

| APPLICATIONS WITH: | RES | NON-RES | TOTAL ELIGIBLE APPLICANTS | TOTAL APPLICATIONS | WINNER RES | WINNER NONRES | PERCENT DRAWN |
|---|---|---|---|---|---|---|---|
| **BROWN BEAR** | | | | | | | |
| 1 Hunt | 540 | 47 | 587 | 587 | 50 | 33 | 14.14 |
| 2 Hunts | 441 | 34 | 475 | 950 | 88 | 26 | 24.00 |
| 3 Hunts | 1011 | 35 | 1046 | 3138 | 190 | 12 | 19.31 |
| Subtotal | 1992 | 116 | 2108 | 4675 | 328 | 71 | 18.92 |
| **BISON** | | | | | | | |
| 1 Hunt | 5746 | 63 | 5809 | 5809 | 56 | 1 | 0.98 |
| 2 Hunts | 3873 | 40 | 3913 | 7826 | 85 | 1 | 2.19 |
| 3 Hunts | 579 | 7 | 586 | 1758 | 26 | 1 | 4.61 |
| Subtotal | 10198 | 110 | 10308 | 15393 | 167 | 3 | 1.65 |
| **CARIBOU** | | | | | | | |
| 1 Hunt | 2292 | 47 | 2339 | 2339 | 230 | 4 | 10.00 |
| 2 Hunts | 471 | 12 | 483 | 966 | 123 | 6 | 26.71 |
| 3 Hunts | 74 | 0 | 74 | 222 | 27 | 0 | 36.49 |
| Subtotal | 2837 | 59 | 2896 | 3527 | 380 | 10 | 13.47 |
| **ELK** | | | | | | | |
| 1 Hunt | 284 | 5 | 289 | 289 | 68 | 0 | 23.53 |
| 2 Hunts | 193 | 7 | 200 | 400 | 77 | 4 | 40.50 |
| 3 Hunts | 441 | 6 | 447 | 1341 | 250 | 6 | 57.27 |
| Subtotal | 918 | 18 | 936 | 2030 | 395 | 10 | 43.27 |
| **MT. GOAT** | | | | | | | |
| 1 Hunt | 1196 | 58 | 1254 | 1254 | 110 | 8 | 9.41 |
| 2 Hunts | 762 | 15 | 777 | 1554 | 168 | 6 | 22.39 |
| 3 Hunts | 1178 | 37 | 1215 | 3645 | 293 | 13 | 25.19 |
| Subtotal | 3136 | 110 | 3246 | 6453 | 571 | 27 | 18.42 |
| **MOOSE** | | | | | | | |
| 1 Hunt | 3359 | 38 | 3397 | 3397 | 120 | 3 | 3.62 |
| 2 Hunts | 3952 | 38 | 3990 | 7980 | 234 | 0 | 5.86 |
| 3 Hunts | 6623 | 67 | 6690 | 20070 | 710 | 13 | 10.81 |
| Subtotal | 13934 | 143 | 14077 | 31447 | 1064 | 16 | 7.67 |
| **MUSKOX** | | | | | | | |
| 1 Hunt | 324 | 28 | 352 | 352 | 22 | 3 | 7.10 |
| 2 Hunts | 82 | 4 | 86 | 172 | 10 | 0 | 11.63 |
| Subtotal | 406 | 32 | 438 | 524 | 32 | 3 | 7.99 |
| **SHEEP** | | | | | | | |
| 1 Hunt | 1969 | 52 | 2021 | 2021 | 147 | 2 | 7.37 |
| 2 Hunts | 1203 | 41 | 1244 | 2488 | 156 | 7 | 13.10 |
| 3 Hunts | 2106 | 167 | 2273 | 6819 | 312 | 15 | 14.39 |
| Subtotal | 5278 | 260 | 5538 | 11328 | 615 | 24 | 11.54 |
| **TOTAL** | 20656 | 690 | 21346 | 75377 | 3206 | 164 | 15.79 |

## *COMPARISON OF HARVEST TICKETS ISSUED AND REPORTS RETURNED*

| SPECIES | YEAR | NUMBER HARVEST TICKETS ISSUED | NUMBER REPORTS RETURNED | PERCENT REPORTS RETURNED |
|---|---|---|---|---|
| **DEER** [1,2,3] | 1988-89 | n/a | n/a | n/a |
| | 1989-90 | 14638 | 7500 | 51.2 |
| | 1990-91 | 8073 | 4234 | 52.4 |
| | 1991-92 | 8005 | 4274 | 53.4 |
| | 1992-93 | 8045 | 4079 | 50.7 |
| **MOOSE** [4] | 1988-89 | 48765 | 33579 | 68.9 |
| | 1989-90 | 47544 | 33349 | 70.1 |
| | 1990-91 | 39864 | 28723 | 72.1 |
| | 1991-92 | 45577 | 33290 | 73.0 |
| | 1992-93 | 46008 | 33631 | 73.1 |
| **SHEEP** [4] | 1988-89 | 7426 | 5803 | 78.1 |
| | 1989-90 | 7540 | 5982 | 79.3 |
| | 1990-91 | 7330 | 5906 | 80.6 |
| | 1991-92 | 7901 | 6442 | 81.5 |
| | 1992-93 | 7427 | 6105 | 82.2 |
| **WATERFOWL** [1,5] | 1988-89 | n/a | n/a | n/a |
| | 1989-90 | n/a | n/a | n/a |
| | 1990-91 | 5052 | 1054 | 20.9 |
| | 1991-92 | n/a | n/a | n/a |
| | 1992-93 | 4076 | 1008 | 24.7 |

[1]Numbers shown represent no. surveys issued, no. surveys returned, % surveys returned.
[2]Numbers returned reflect 2-3 follow-up surveys.
[3]No statewide deer survey in 1988. Available data are for S.E. Alaska only and not included here.
[4]Numbers returned reflect 1 reminder letter mailing.
[5]Numbers returned reflect no reminder letter mailing.

## *COMPARISON OF PERMITS ISSUED AND REPORTS RETURNED*

| SPECIES | YEAR | NUMBER PERMITS[1] AVAILABLE | NUMBER PERMITS ISSUED | NUMBER REPORTS RETURNED | PERCENT REPORTS RETURNED |
|---|---|---|---|---|---|
| **BISON** | 1988-89 | 96 | 96 | 96 | 100.0 |
| (Drawing) | 1989-90 | 135 | 135 | 135 | 100.0 |
| | 1990-91 | 100 | 100 | 100 | 100.0 |
| | 1991-92 | 180 | 182 | 163 | 89.6 |
| | 1992-93 | 150 | 150 | 150 | 100.0 |
| **BROWN BEAR** | 1988-89 | n/a | 135 | 119 | 88.2 |
| (Registration) | 1989-90 | n/a | 305 | 250 | 81.2 |
| | 1990-91[3] | n/a | n/a | n/a | n/a |
| | 1991-92 | n/a | 1547 | 1535 | 99.2 |
| | 1992-93 | n/a | 984 | 984 | 100.0 |
| **BROWN BEAR** | 1988-89 | 451 | 415 | 411 | 99.0 |
| (Drawing) | 1989-90 | 451 | 421 | 416 | 99.0 |
| | 1990-91[3] | n/a | n/a | n/a | n/a |
| | 1991-92 | 460 | 431 | 293 | 68.0 |
| | 1992-93 | 471 | 445 | 432 | 97.1 |
| **BROWN BEAR** (Federal) | 1992-93 | n/a | 1 | 1 | 100.0 |
| **CARIBOU** [2] | 1988-89 | n/a | 3632 | 3538 | 97.4 |
| | 1989-90 | n/a | 5814 | 5707 | 98.2 |
| | 1990-91 | n/a | 10161 | 9963 | 98.1 |
| | 1991-92 | n/a | 3494 | 3393 | 97.1 |
| | 1992-93 | n/a | 1176 | 1155 | 98.2 |
| **CARIBOU** | 1991-92 | 2800 | 2802 | 2762 | 98.6 |
| (Tier II) | 1992-93 | 6503 | 6503 | 6424 | 98.8 |
| **CARIBOU** | 1990-91 | n/a | 971 | 897 | 92.4 |
| (Federal) | 1991-92 | n/a | 2601 | 2410 | 92.7 |
| | 1992-93 | n/a | 2385 | 2054 | 86.1 |
| **DEER** | 1991-92 | n/a | 700 | 674 | 96.3 |
| (Registration) | 1992-93 | n/a | 763 | 749 | 98.2 |
| **ELK** | 1988-89 | n/a | 737 | 633 | 85.9 |
| (Registration) | 1989-90 | n/a | 1045 | 996 | 95.3 |
| | 1990-91[3] | n/a | n/a | n/a | n/a |
| | 1991-92 | n/a | 2592 | 2502 | 96.5 |
| | 1992-93 | n/a | 648 | 612 | 94.4 |

[1]Drawing permits only.
[2]Drawing & registration permit data are combined.
[3]Only combined drawing & registration permit data available. To avoid inappropriate comparisons, these data are not presented.

## *COMPARISON OF PERMITS ISSUED AND REPORTS RETURNED*

| SPECIES | YEAR | NUMBER PERMITS[1] AVAILABLE | NUMBER PERMITS ISSUED | NUMBER REPORTS RETURNED | PERCENT REPORTS RETURNED |
|---|---|---|---|---|---|
| **ELK** | 1988-89 | 530 | 530 | 510 | 96.2 |
| (Drawing) | 1989-90 | 500 | 500 | 490 | 98.0 |
| | 1990-91[3] | n/a | n/a | n/a | n/a |
| | 1991-92 | 275 | 275 | 272 | 98.9 |
| | 1992-93 | 200 | 200 | 199 | 99.5 |
| **MOOSE** [2] | 1988-89 | 960 | 3403 | 3319 | 97.5 |
| | 1989-90 | 1030 | 3670 | 3572 | 97.3 |
| | 1990-91 | n/a | 3109 | 2965 | 95.4 |
| | 1991-92 | n/a | 2731 | 2626 | 96.2 |
| | 1992-93 | n/a | 2866 | 2836 | 98.9 |
| **MOOSE** | 1991-92 | 478 | 398 | 335 | 84.2 |
| (Tier II) | 1992-93 | 458 | 428 | 410 | 95.8 |
| **MOOSE** | 1990-91 | n/a | 723 | 617 | 85.3 |
| (Federal) | 1991-92 | n/a | 769 | 728 | 94.7 |
| | 1992-93 | n/a | 782 | 706 | 90.3 |
| **MT. GOAT** | 1988-89 | n/a | 1882 | 1827 | 97.1 |
| (Registration) | 1989-90 | n/a | 1942 | 1782 | 91.8 |
| | 1990-91 | n/a | 1955 | 1854 | 94.8 |
| | 1991-92 | n/a | 1977 | 1858 | 94.0 |
| | 1992-93 | n/a | 1976 | 1952 | 98.8 |
| **MT. GOAT** | 1988-89 | 470 | 470 | 455 | 96.8 |
| (Drawing) | 1989-90 | 467 | 467 | 461 | 98.7 |
| | 1990-91 | 452 | 452 | 449 | 99.3 |
| | 1991-92 | 480 | 480 | 477 | 99.4 |
| | 1992-93 | 493 | 493 | 489 | 99.2 |
| **MT. GOAT** | 1991-92 | 82 | 94 | 92 | 97.9 |
| (Tier II) | 1992-93 | 95 | 95 | 95 | 100.0 |
| **MT. GOAT** | 1990-91 | n/a | 10 | 5 | 50.0 |
| (Federal) | 1991-92 | n/a | 16 | 14 | 87.5 |
| | 1992-93 | n/a | 28 | 24 | 85.7 |
| **MUSKOX** | 1992-93 | n/a | 60 | 60 | 100.0 |
| (Registration) | | | | | |

[1]Drawing permits only.
[2]Drawing & registration permit data are combined.
[3]Only combined drawing & registration permit data available. To avoid inappropriate comparisons, these data are not presented.

## *COMPARISON OF PERMITS ISSUED AND REPORTS RETURNED*

| SPECIES | YEAR | NUMBER PERMITS[1] AVAILABLE | NUMBER PERMITS ISSUED | NUMBER REPORTS RETURNED | PERCENT REPORTS RETURNED |
|---|---|---|---|---|---|
| **MUSKOX** | 1988-89 | 35 | 35 | 35 | 100.0 |
| (Drawing) | 1989-90 | 45 | 45 | 45 | 100.0 |
| | 1990-91[2] | 117 | 117 | 106 | 90.6 |
| | 1991-92[2] | n/a | 114 | 114 | 100.0 |
| | 1992-93 | 45 | 46 | 46 | 100.0 |
| **MUSKOX** | 1991-92 | 11 | 11 | 4 | 36.4 |
| (Tier II) | 1992-93 | 2 | 2 | 2 | 100.0 |
| **MUSKOX** | 1992-93 | n/a | 10 | 9 | 90.0 |
| (Federal) | | | | | |
| **SHEEP** | 1992-93 | n/a | 4 | 4 | 100.0 |
| (Registration) | | | | | |
| **SHEEP** | 1988-89 | 627 | 627 | 619 | 98.7 |
| (Drawing) | 1989-90 | 627 | 627 | 619 | 98.7 |
| | 1990-91 | 627 | 627 | 613 | 97.8 |
| | 1991-92 | 627 | 627 | 621 | 99.0 |
| | 1992-93 | 627 | 627 | 627 | 100.0 |
| **SHEEP** | 1991-92 | n/a | 6 | 2 | 33.3 |
| (Federal) | 1992-93 | n/a | 46 | 27 | 58.7 |

[1]Drawing permits only.
[2]Drawing & registration permit data are combined.



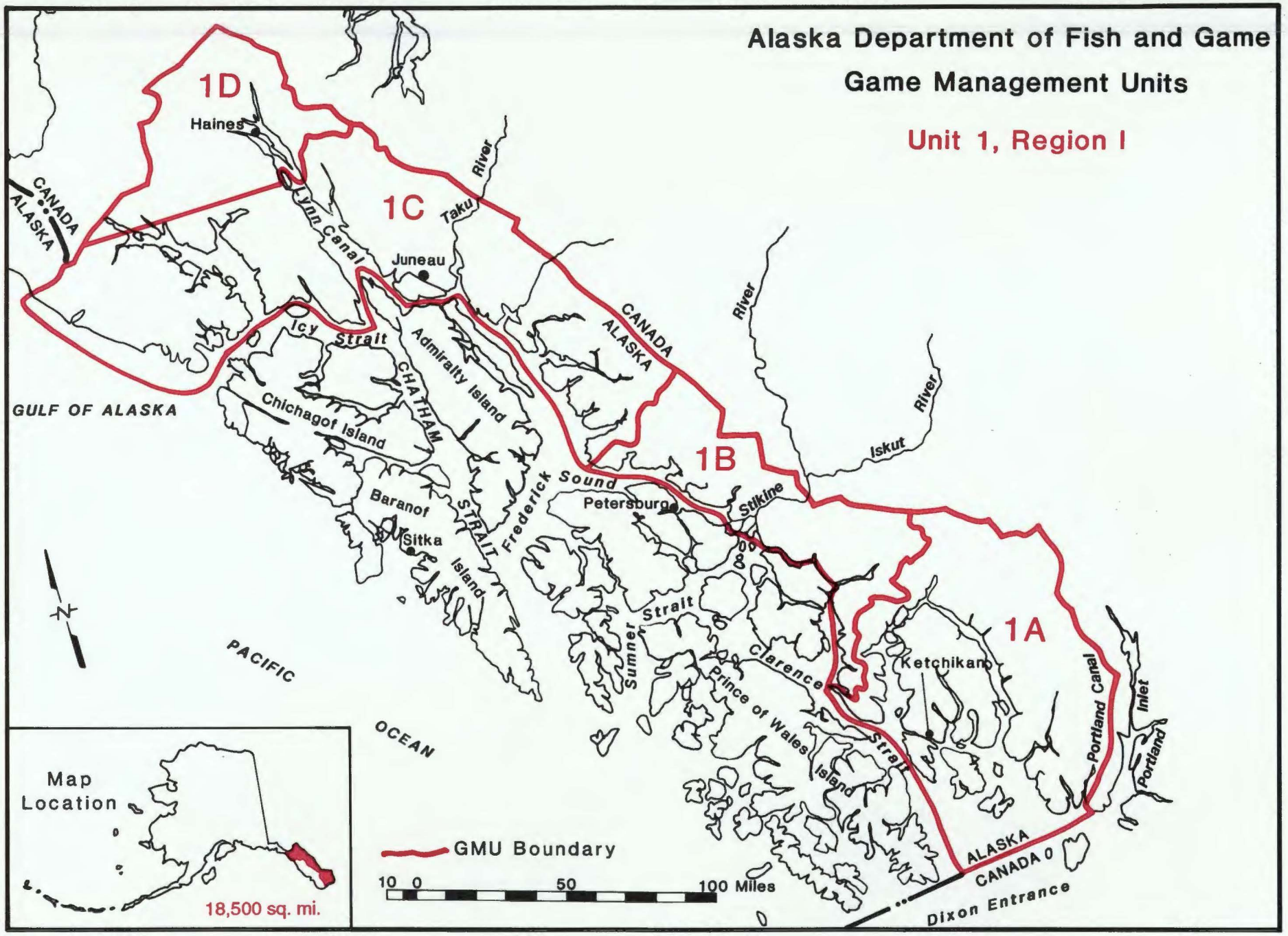
Alaska Department of Fish and Game
Game Management Units
Unit 1, Region I
1D
1C
1B
1A
Haines
Juneau
Petersburg
Ketchikan
Sitka
Taku River
Lynn Canal
Icy Strait
Admiralty Island
Chichagof Island
CHATHAM STRAIT
Baranof Island
Frederick Sound
Stikine River
Iskut River
Sumner Strait
Clarence Strait
Prince of Wales Island
Portland Canal
Portland Inlet
CANADA
ALASKA
GULF OF ALASKA
PACIFIC OCEAN
Dixon Entrance
Map Location
18,500 sq. mi.
GMU Boundary
10 0 50 100 Miles

M-1

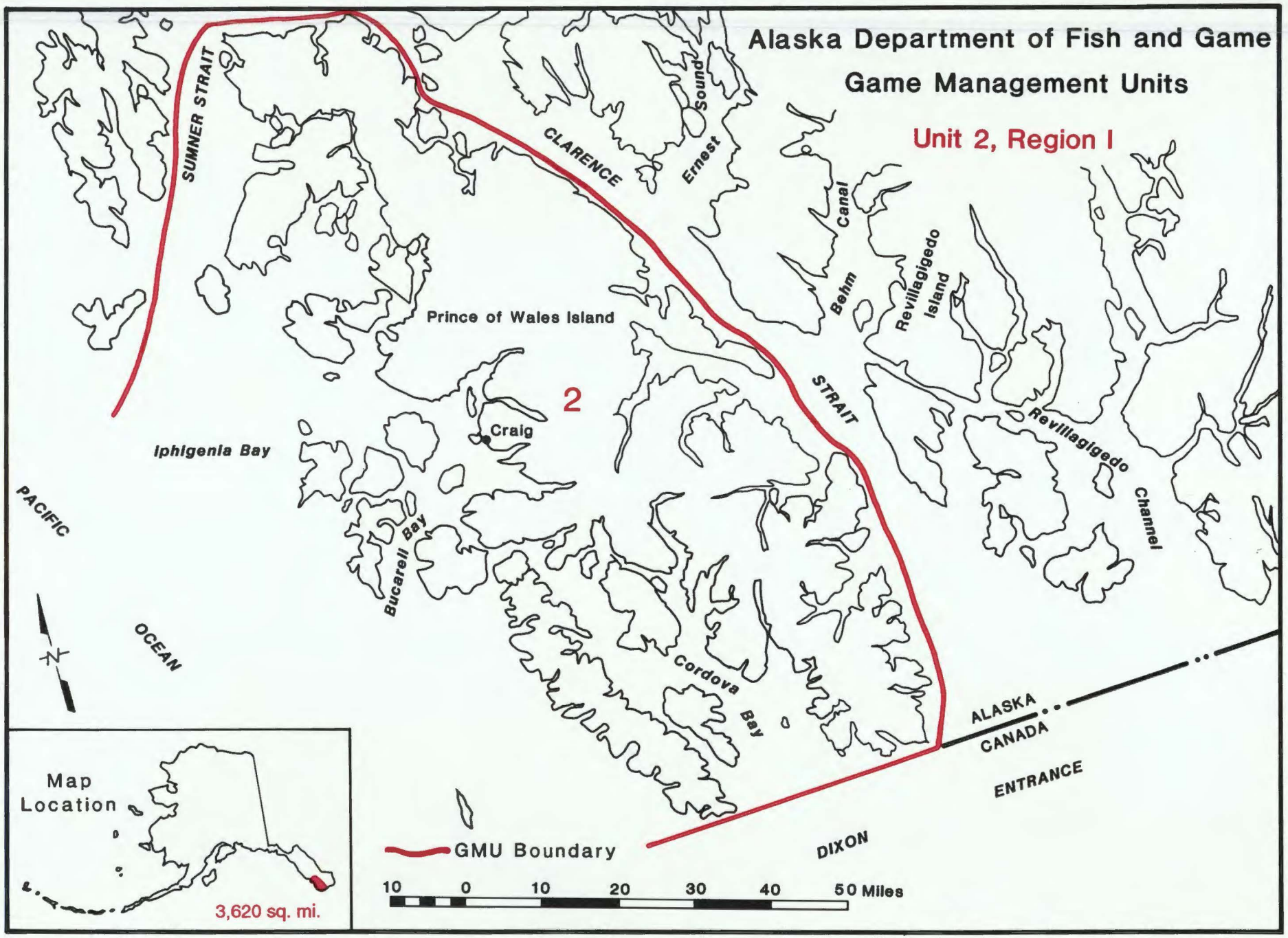
Alaska Department of Fish and Game
Game Management Units
Unit 2, Region I
SUMNER STRAIT
CLARENCE
Sound
Ernest
Canal
Behm
Revillagigedo
Island
Prince of Wales Island
2
STRAIT
Craig
Revillagigedo
Channel
Iphigenia Bay
PACIFIC
OCEAN
Bucarell Bay
Cordova Bay
ALASKA
CANADA
ENTRANCE
DIXON
Map
Location
3,620 sq. mi.
GMU Boundary
10 0 10 20 30 40 50 Miles

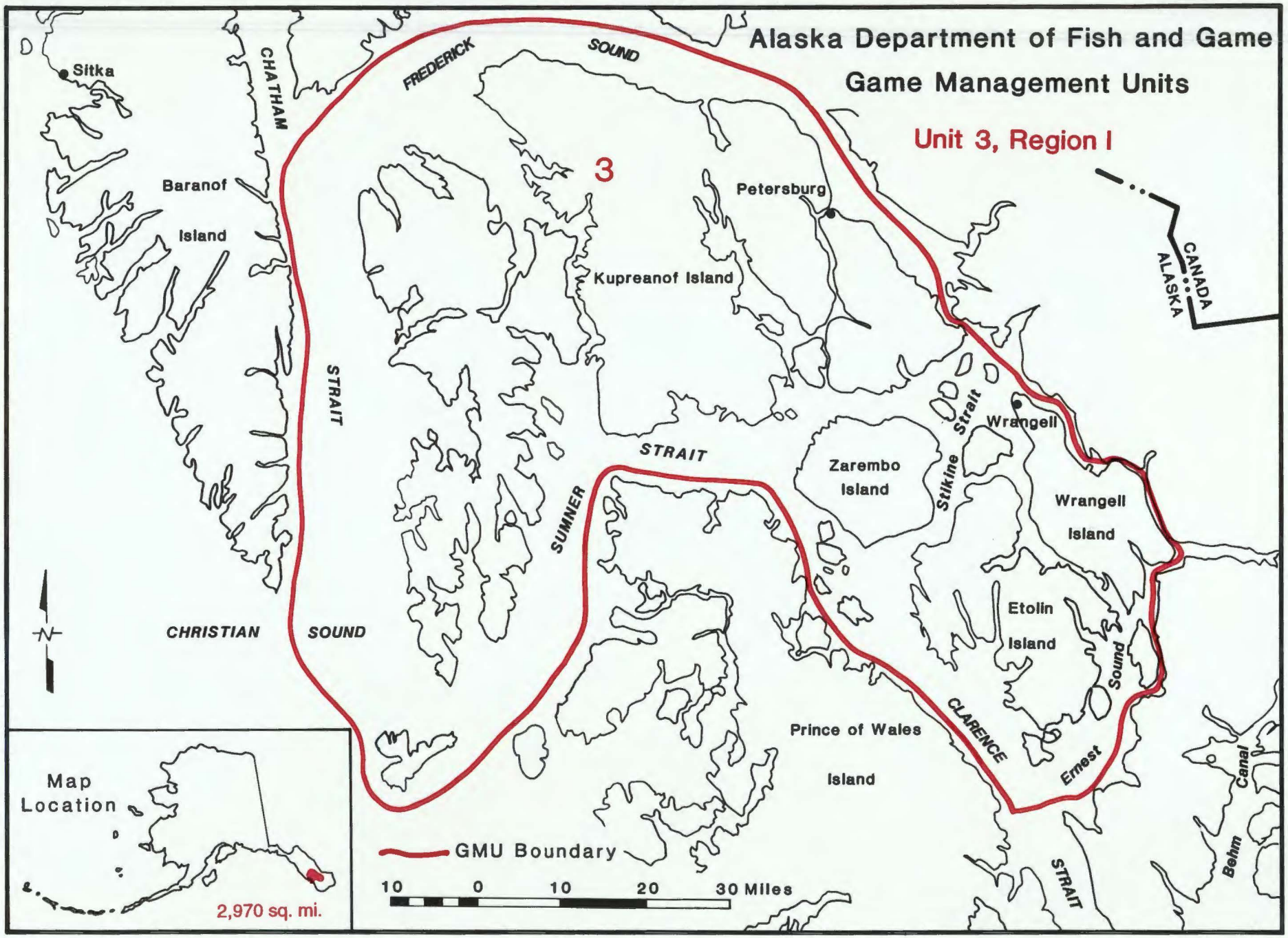
Alaska Department of Fish and Game
Game Management Units
Unit 3, Region I
3
Sitka
CHATHAM
STRAIT
FREDERICK
SOUND
Baranof
Island
Petersburg
Kupreanof Island
CANADA
ALASKA
STRAIT
SUMNER
STRAIT
Zarembo
Island
Stikine
Strait
Wrangell
Wrangell
Island
CHRISTIAN
SOUND
Etolin
Island
Sound
CLARENCE
Prince of Wales
Island
Ernest
Canal
Behm
STRAIT
Map
Location
2,970 sq. mi.
GMU Boundary
10 0 10 20 30 Miles

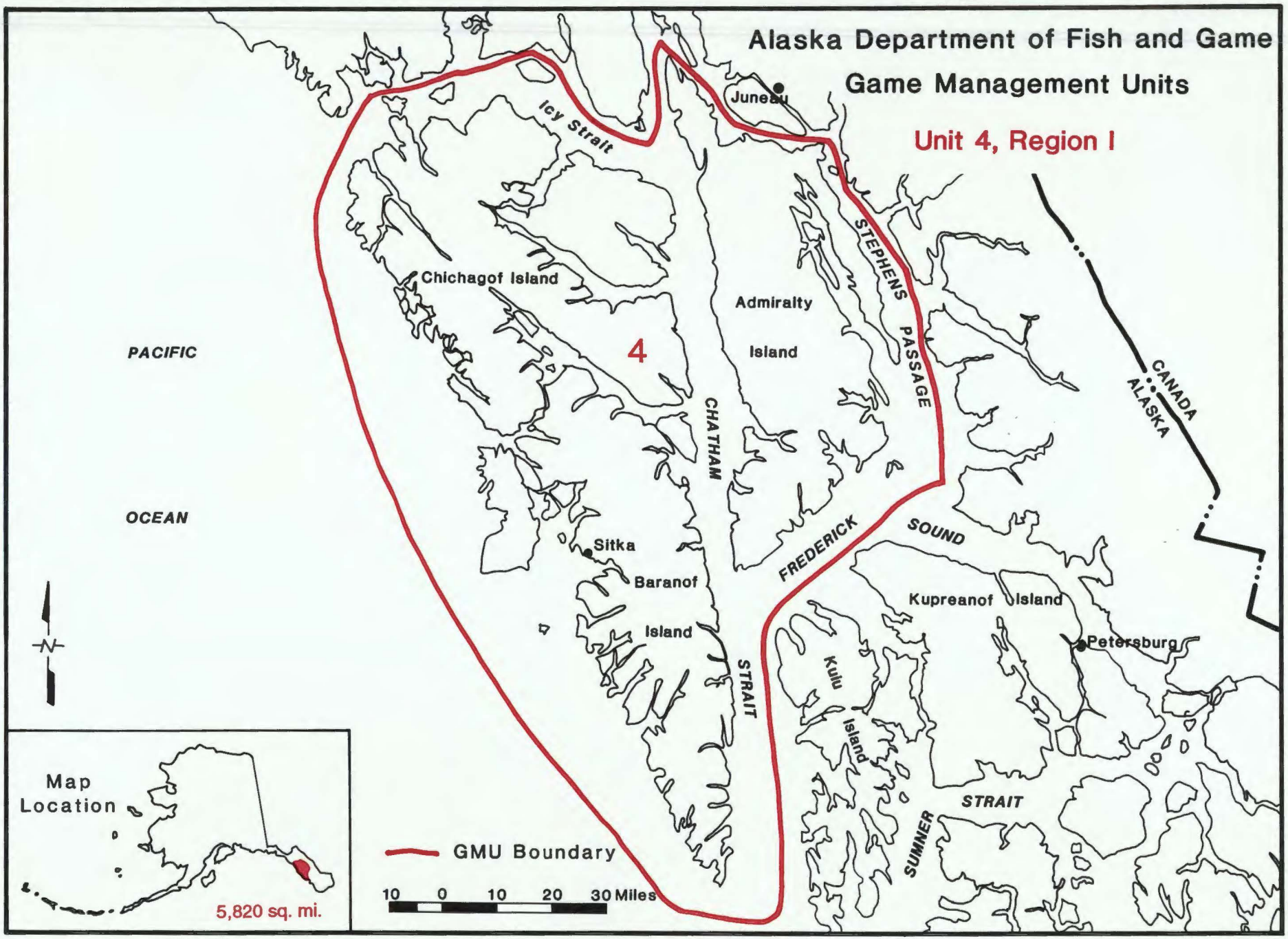
Alaska Department of Fish and Game
Game Management Units
Unit 4, Region I
Juneau
Icy Strait
Chichagof Island
4
Admiralty
Island
STEPHENS PASSAGE
CANADA
ALASKA
PACIFIC
OCEAN
CHATHAM
Sitka
Baranof
Island
STRAIT
FREDERICK
SOUND
Kupreanof Island
Petersburg
Kuiu
Island
SUMNER
STRAIT
Map
Location
5,820 sq. mi.
GMU Boundary
10 0 10 20 30 Miles

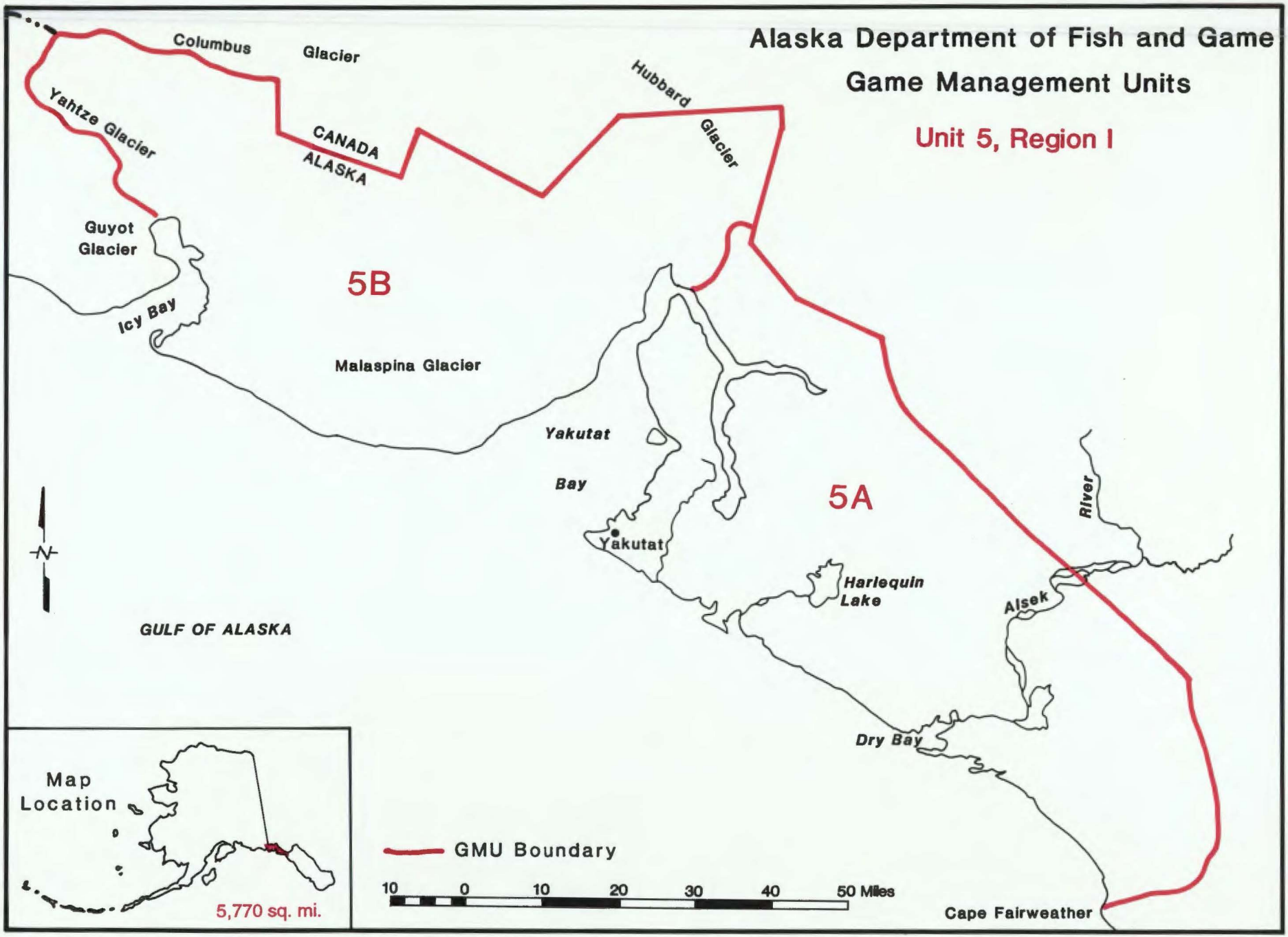
Alaska Department of Fish and Game
Game Management Units
Unit 5, Region I
Columbus Glacier
Yahtze Glacier
CANADA
ALASKA
Hubbard Glacier
Guyot Glacier
Icy Bay
5B
Malaspina Glacier
Yakutat Bay
5A
Yakutat
Harlequin Lake
Alsek River
GULF OF ALASKA
Dry Bay
Cape Fairweather
Map Location
5,770 sq. mi.
GMU Boundary
10 0 10 20 30 40 50 Miles

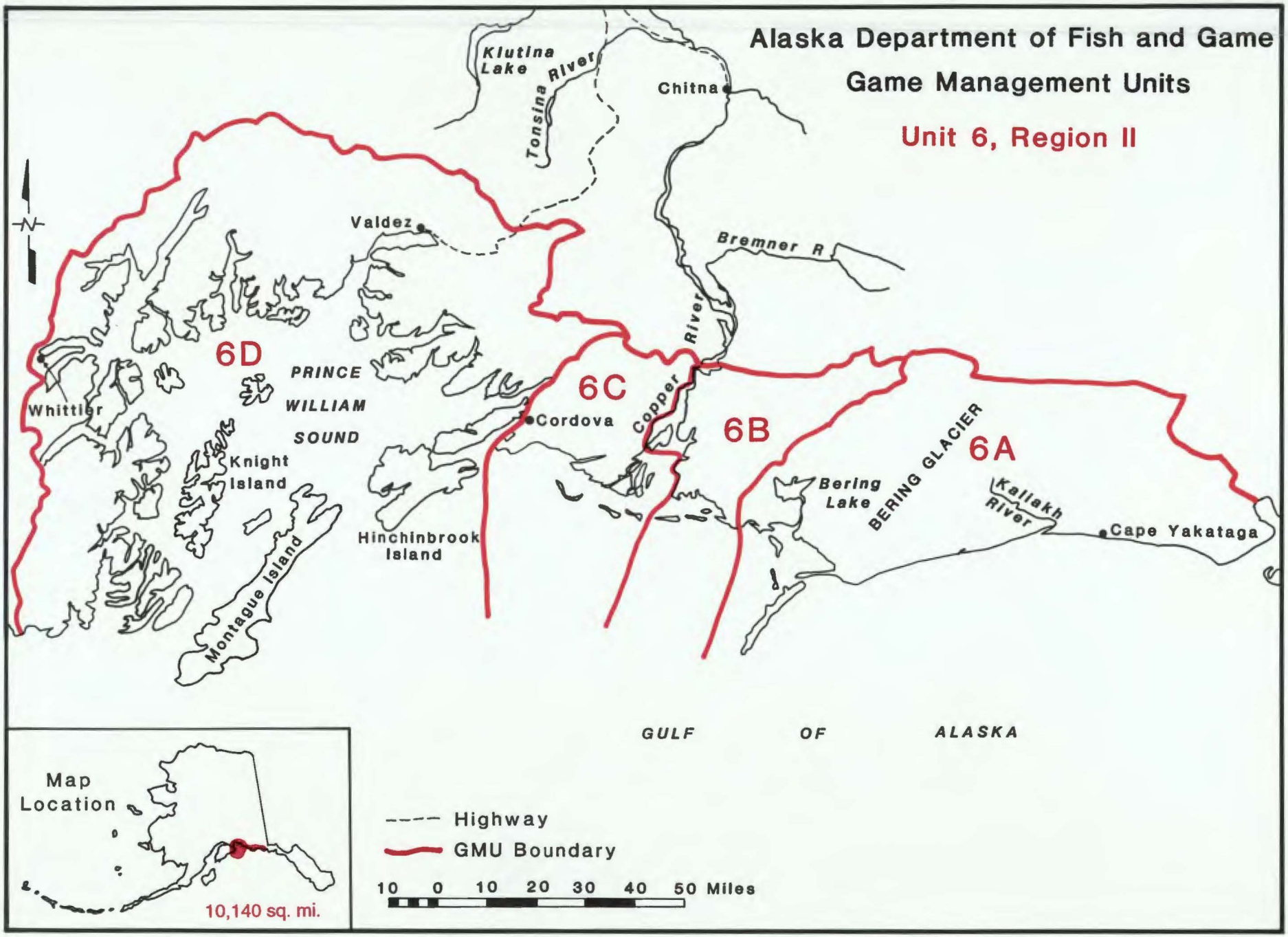
Alaska Department of Fish and Game
Game Management Units
Unit 6, Region II
Klutina Lake
Tonsina River
Chitna
Valdez
Bremner R
Copper River
6D
PRINCE WILLIAM SOUND
6C
6B
6A
Whittier
Cordova
Knight Island
Hinchinbrook Island
Montague Island
Bering Lake
BERING GLACIER
Kallakh River
Cape Yakataga
GULF OF ALASKA
Map Location
10,140 sq. mi.
Highway
GMU Boundary
10 0 10 20 30 40 50 Miles

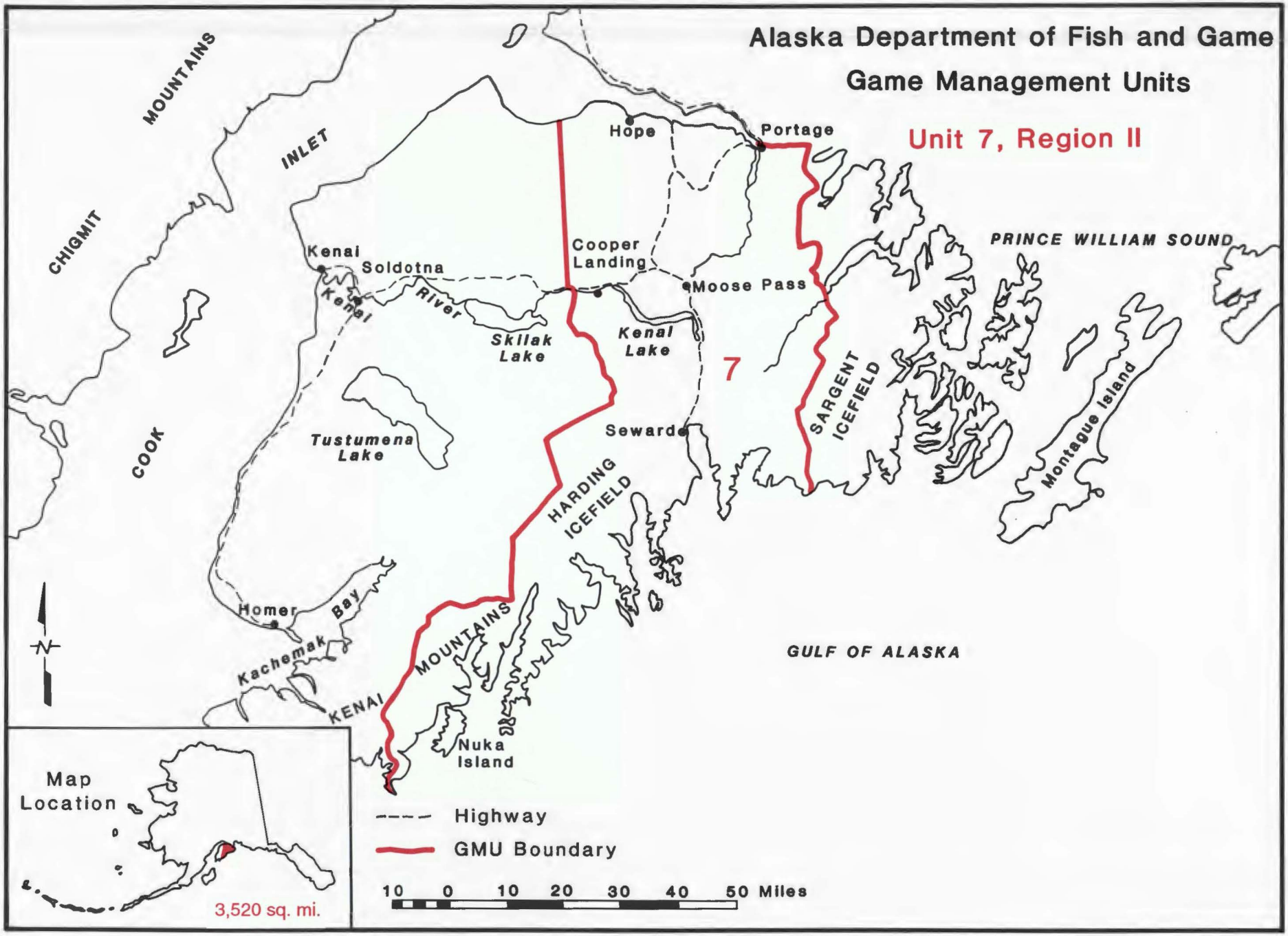
Alaska Department of Fish and Game
Game Management Units
Unit 7, Region II
7
MOUNTAINS
INLET
CHIGMIT
COOK
Hope
Portage
Cooper Landing
Moose Pass
Kenai
Soldotna
Kenai River
Skilak Lake
Kenai Lake
Tustumena Lake
Seward
PRINCE WILLIAM SOUND
SARGENT ICEFIELD
Montague Island
HARDING ICEFIELD
MOUNTAINS
GULF OF ALASKA
Homer
Kachemak Bay
KENAI
Nuka Island
Map Location
3,520 sq. mi.
Highway
GMU Boundary
10 0 10 20 30 40 50 Miles

M-7

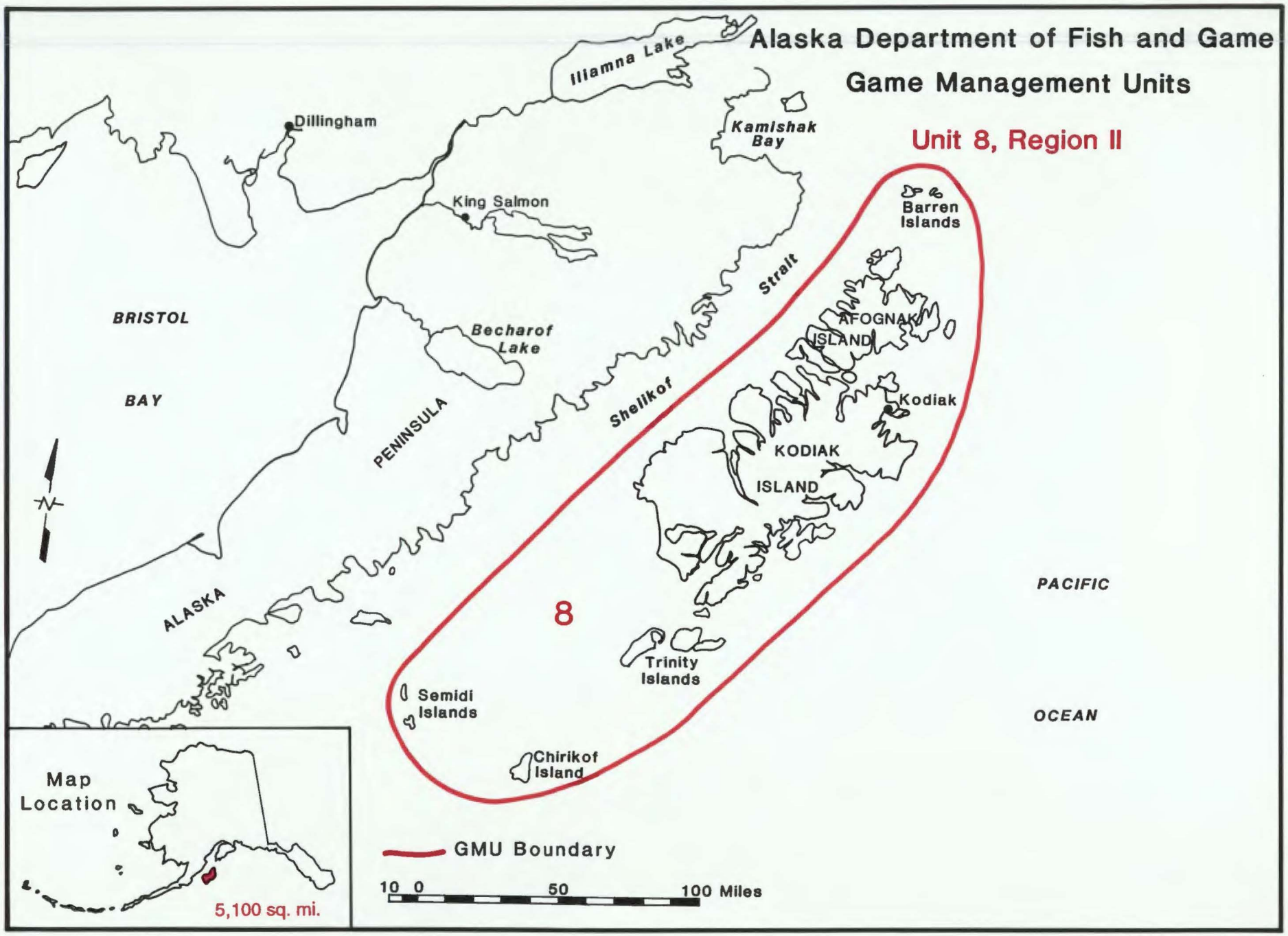
Alaska Department of Fish and Game
Game Management Units
Unit 8, Region II
Iliamna Lake
Dillingham
Kamishak Bay
King Salmon
Barren Islands
Strait
BRISTOL
BAY
Becharof Lake
AFOGNAK ISLAND
Shelikof
Kodiak
PENINSULA
KODIAK ISLAND
ALASKA
8
PACIFIC
OCEAN
Trinity Islands
Semidi Islands
Chirikof Island
Map Location
5,100 sq. mi.
GMU Boundary
10 0 50 100 Miles

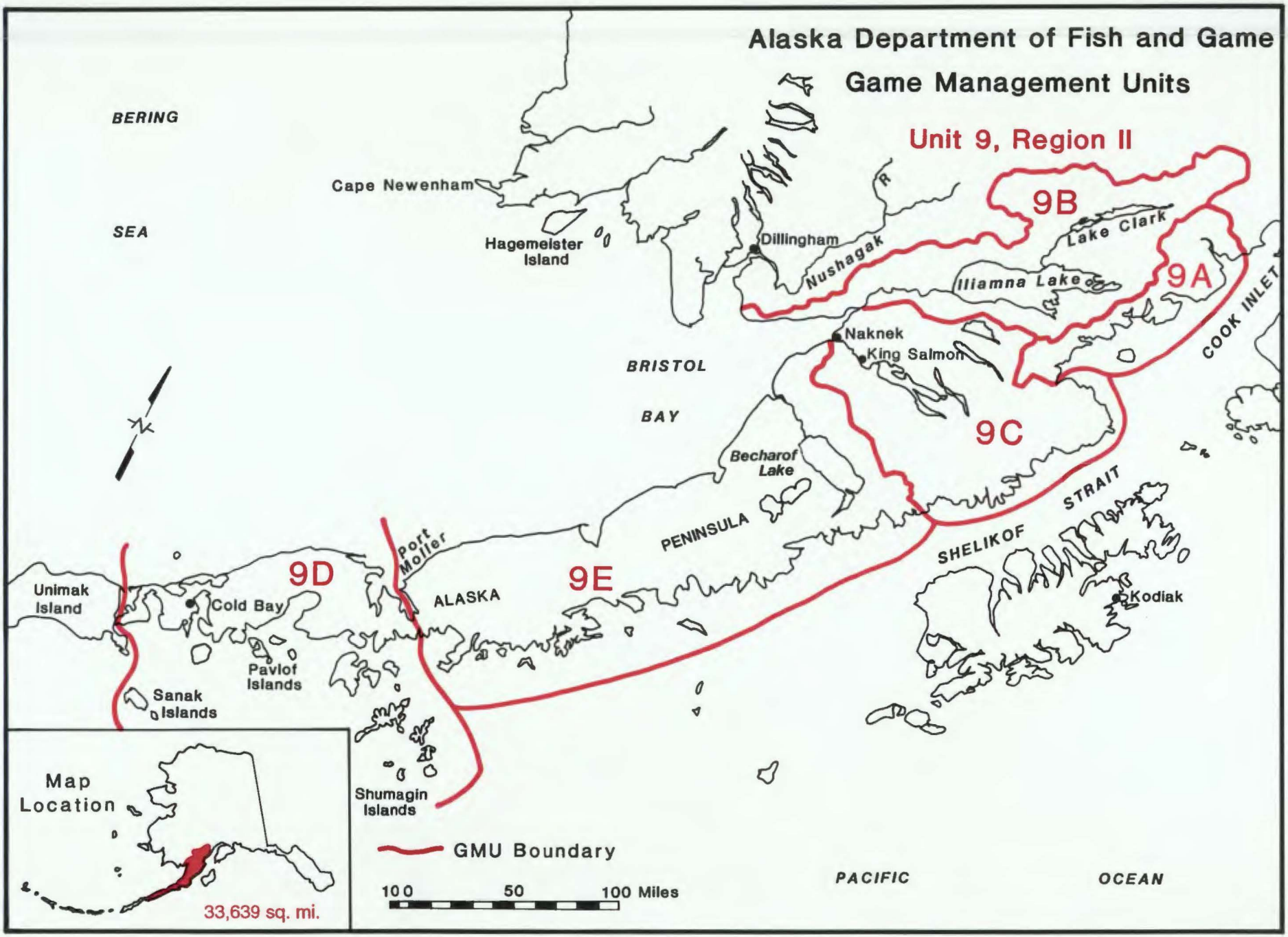
Alaska Department of Fish and Game
Game Management Units
Unit 9, Region II
9A
9B
9C
9D
9E
BERING
SEA
Cape Newenham
Hagemeister Island
Dillingham
Nushagak R
Lake Clark
Iliamna Lake
COOK INLET
Naknek
King Salmon
BRISTOL
BAY
Becharof Lake
PENINSULA
ALASKA
Port Moller
Unimak Island
Cold Bay
Pavlof Islands
Sanak Islands
Shumagin Islands
SHELIKOF
STRAIT
Kodiak
Map Location
33,639 sq. mi.
GMU Boundary
100 50 100 Miles
PACIFIC
OCEAN

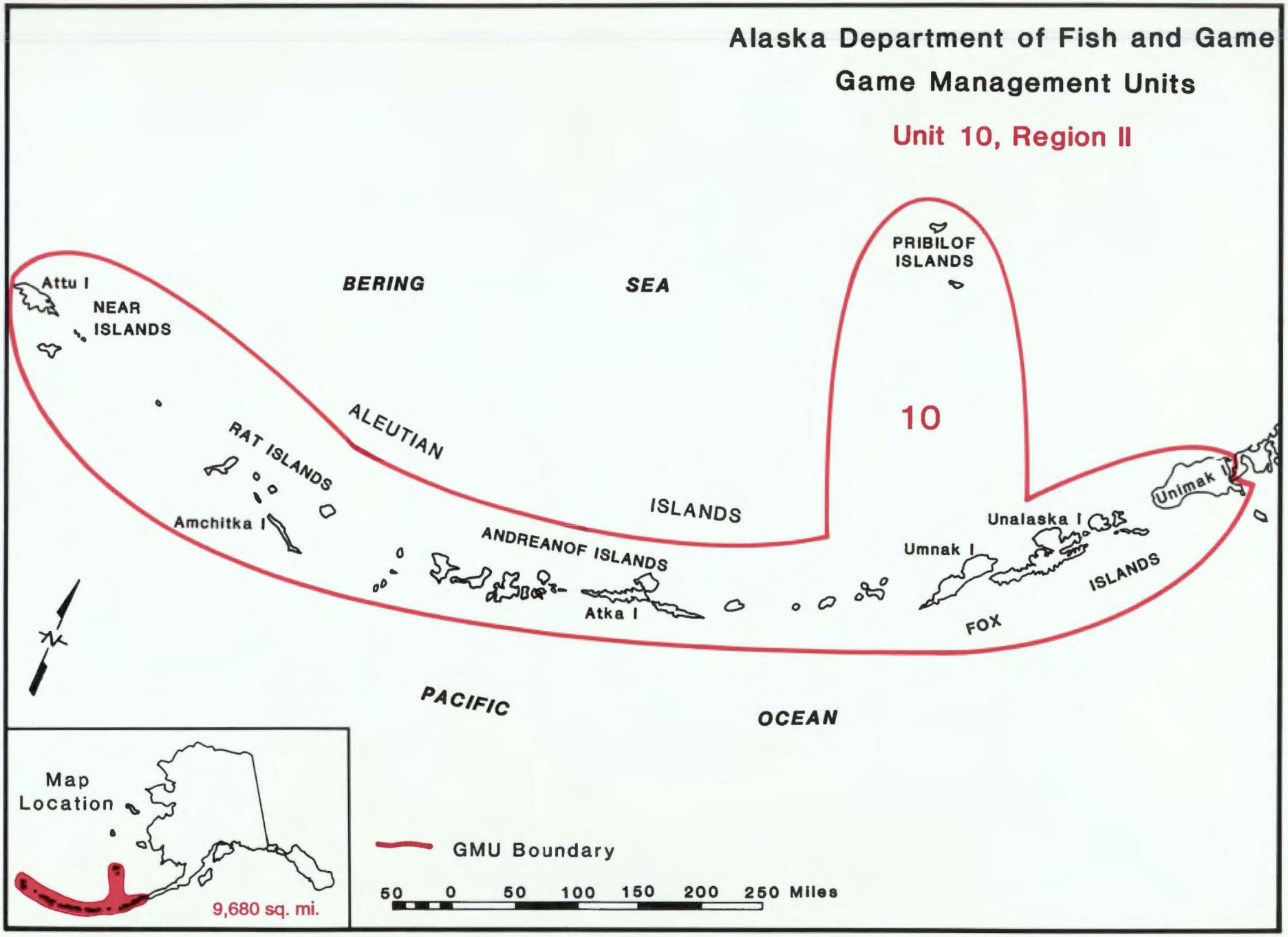
Alaska Department of Fish and Game
Game Management Units
Unit 10, Region II
PRIBILOF ISLANDS
Attu I
NEAR ISLANDS
BERING SEA
10
ALEUTIAN ISLANDS
RAT ISLANDS
Amchitka I
ANDREANOF ISLANDS
Atka I
Unimak I
Unalaska I
Umnak I
FOX ISLANDS
PACIFIC OCEAN
Map Location
9,680 sq. mi.
GMU Boundary
50 0 50 100 150 200 250 Miles

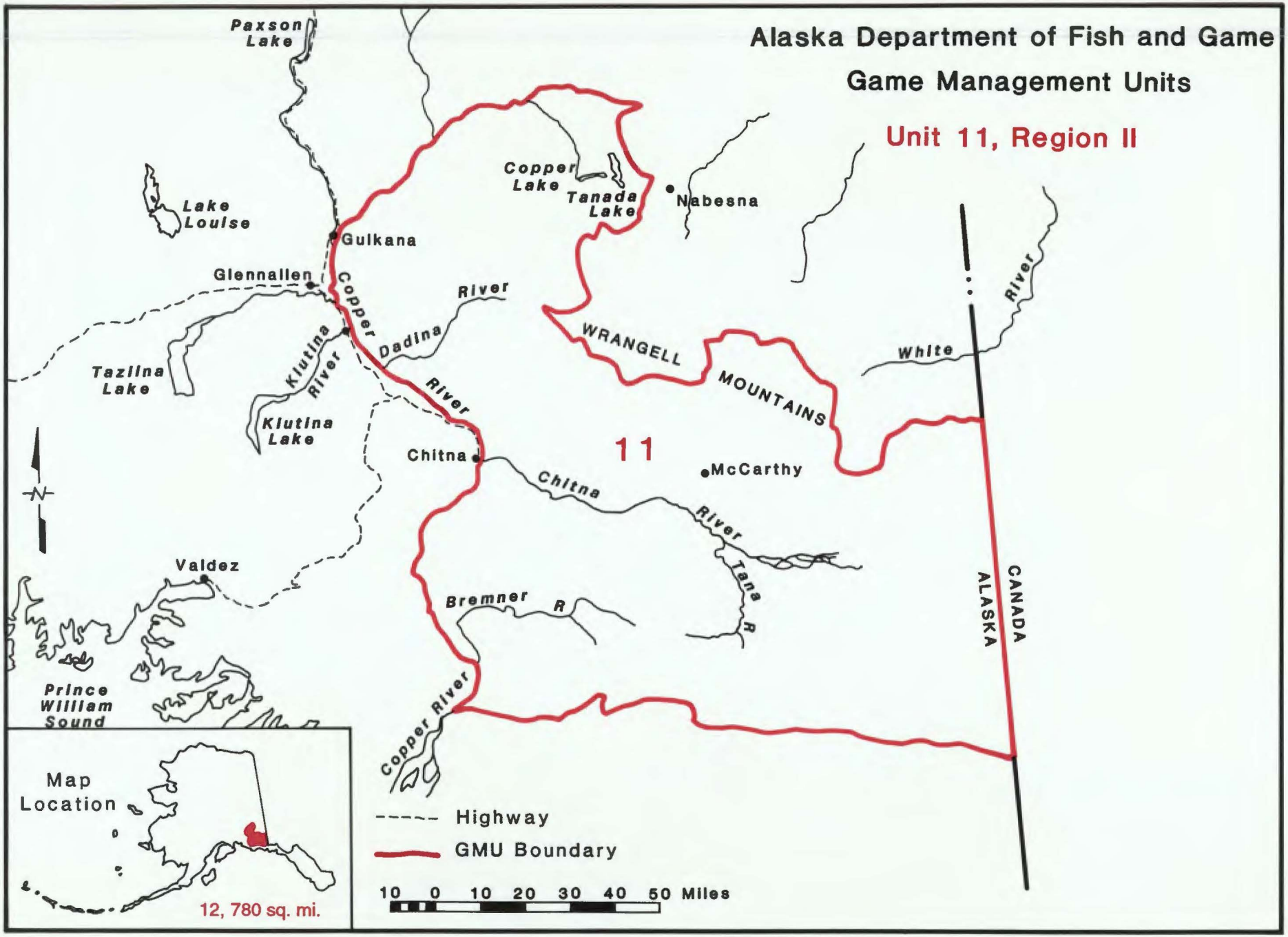
Alaska Department of Fish and Game
Game Management Units
Unit 11, Region II
Paxson Lake
Lake Louise
Gulkana
Glennallen
Copper River
Klutina River
Klutina Lake
Tazlina Lake
Dadina River
Copper Lake
Tanada Lake
Nabesna
WRANGELL MOUNTAINS
White River
11
Chitna
McCarthy
Chitna River
Tana R
Bremner R
Valdez
Prince William Sound
Copper River
CANADA
ALASKA
Map Location
12, 780 sq. mi.
Highway
GMU Boundary
10 0 10 20 30 40 50 Miles

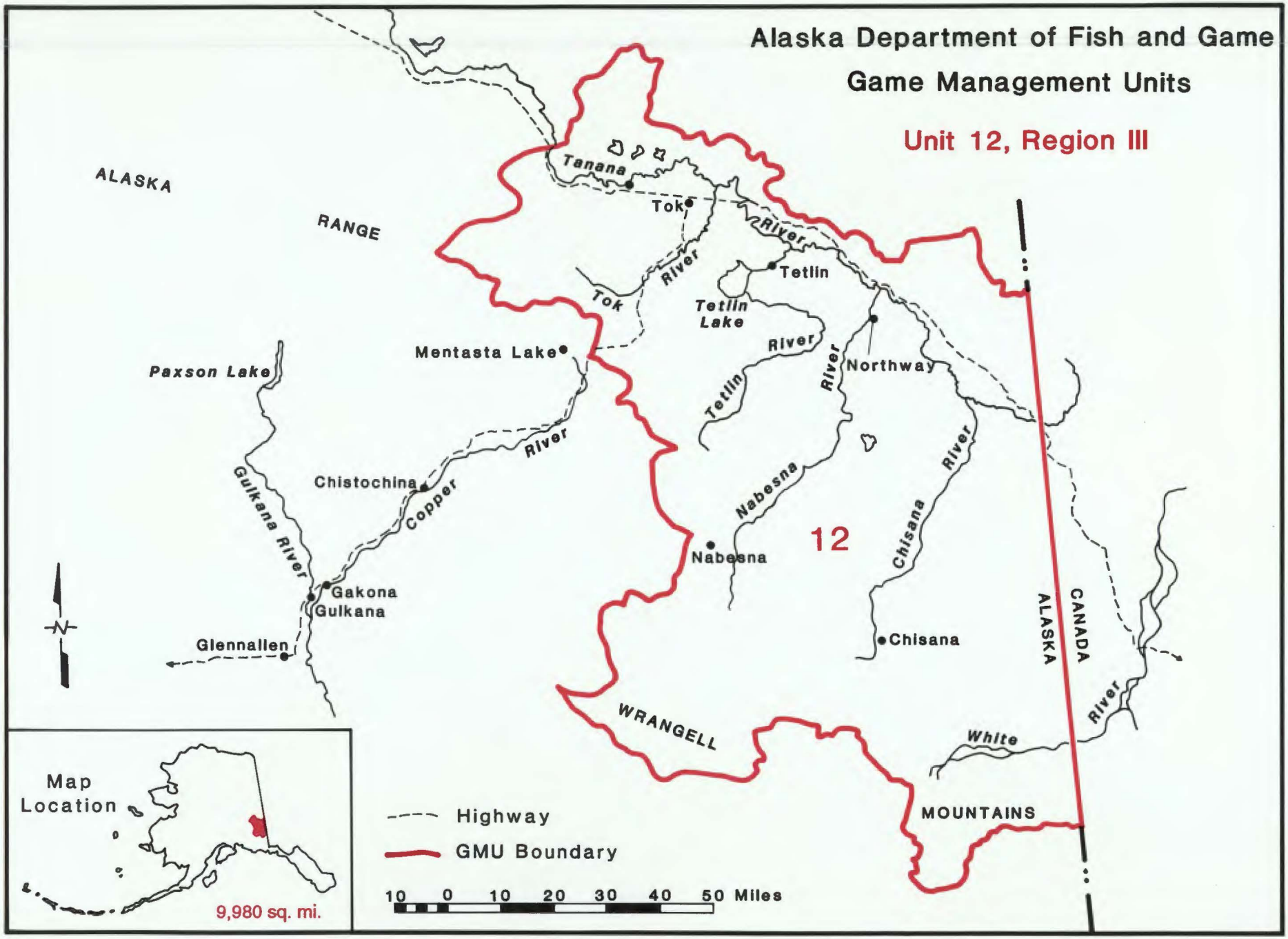
Alaska Department of Fish and Game
Game Management Units
Unit 12, Region III
ALASKA
RANGE
Tanana
Tok
River
Tetlin
Tok
River
Tetlin Lake
Mentasta Lake
Paxson Lake
River
Tetlin
River
Northway
Chistochina
Copper
Gulkana River
Nabesna
River
Chisana
12
Gakona
Gulkana
Nabesna
Glennallen
Chisana
ALASKA
CANADA
River
WRANGELL
White
MOUNTAINS
Map Location
9,980 sq. mi.
Highway
GMU Boundary
10 0 10 20 30 40 50 Miles

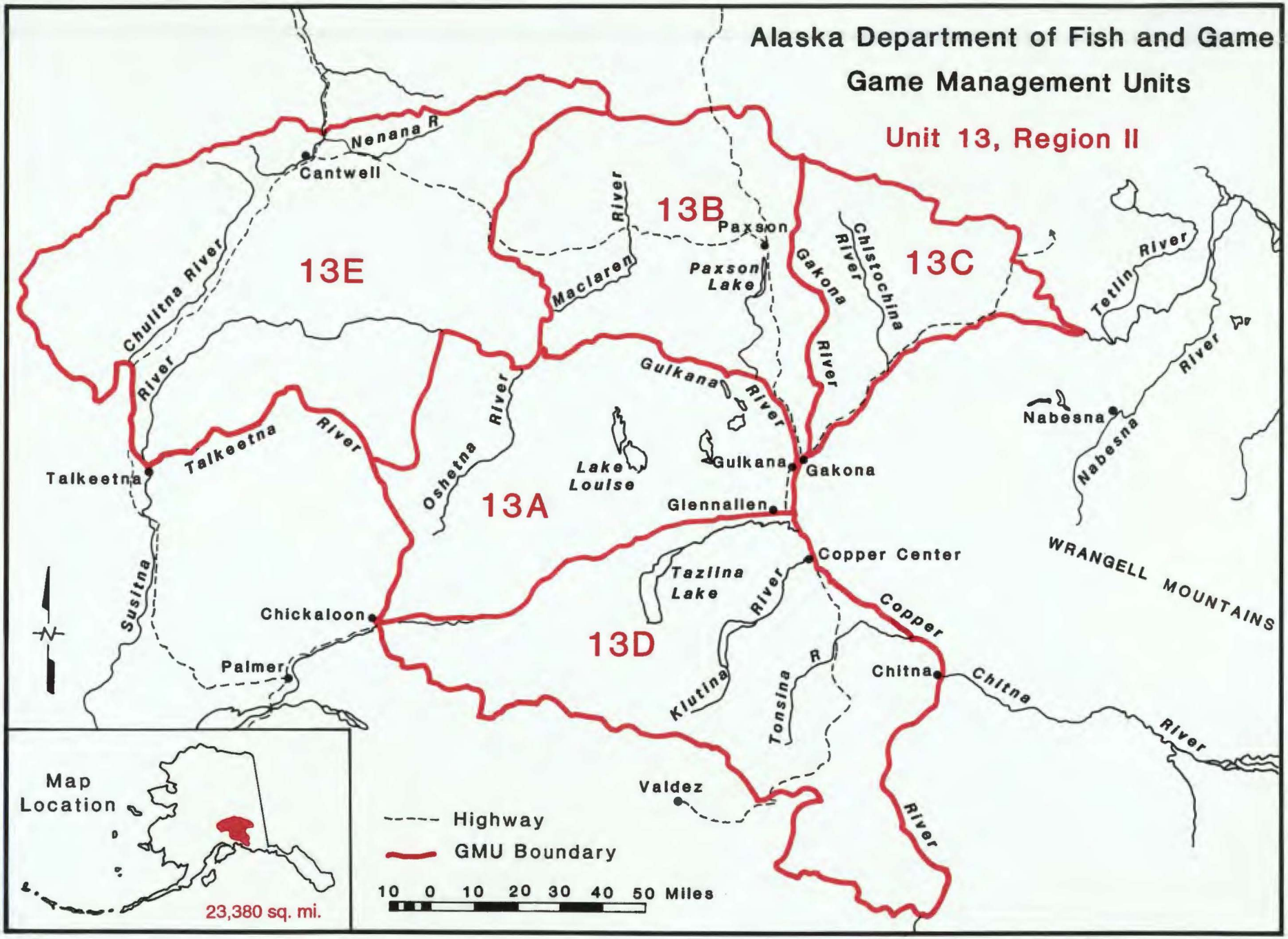
Alaska Department of Fish and Game
Game Management Units
Unit 13, Region II
13A
13B
13C
13D
13E
Nenana R
Cantwell
Chulitna River
Maclaren River
Paxson
Paxson Lake
Gakona River
Chistochina River
Tetlin River
Talkeetna River
Talkeetna
Oshetna River
Lake Louise
Gulkana River
Gulkana
Gakona
Nabesna
Nabesna River
Glennallen
Copper Center
Tazlina Lake
Tazlina River
WRANGELL MOUNTAINS
Susitna
Chickaloon
Palmer
Klutina
Tonsina R
Copper
Chitna
Chitna River
Valdez
River
Map Location
23,380 sq. mi.
Highway
GMU Boundary
10 0 10 20 30 40 50 Miles

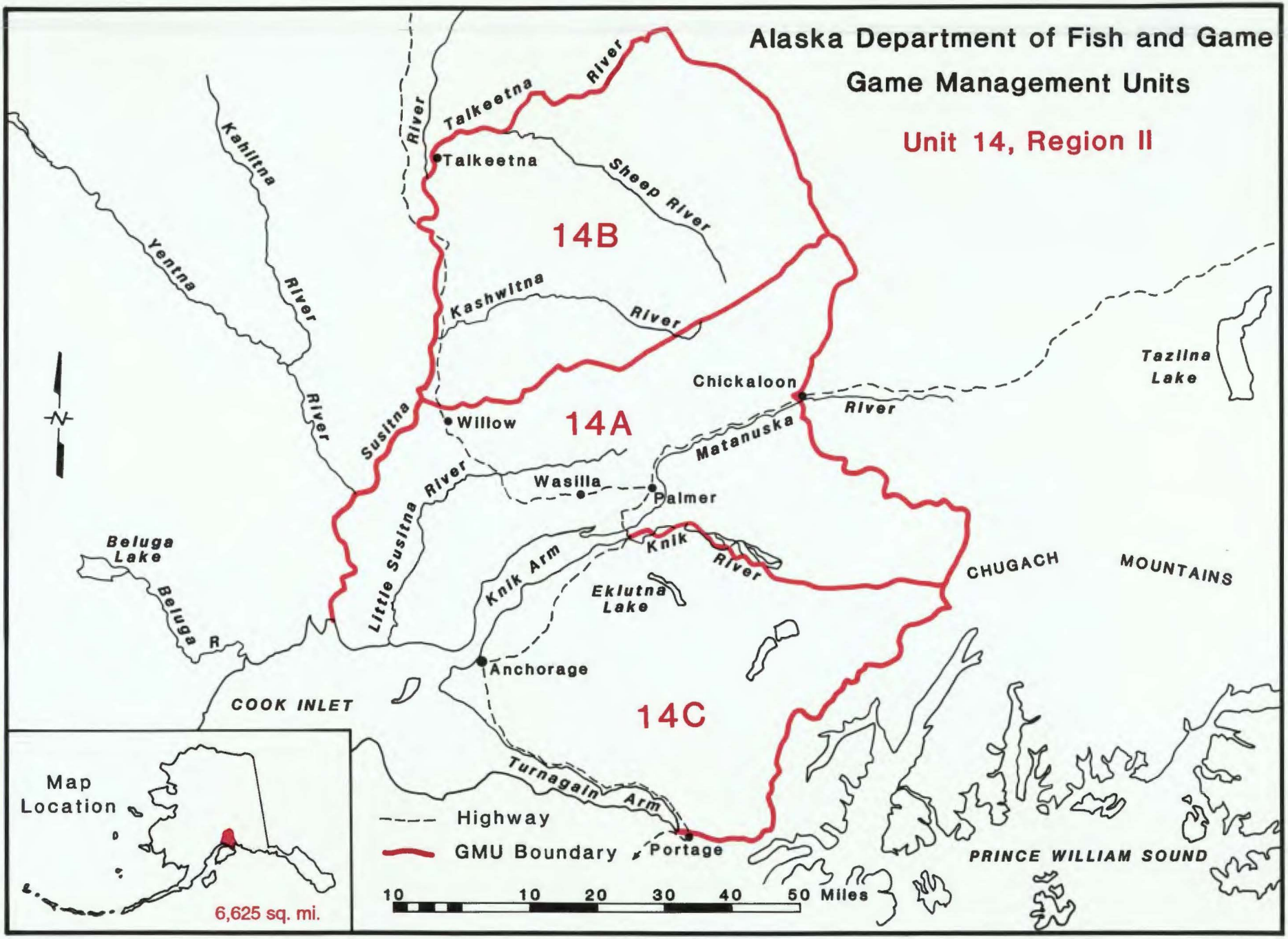
Alaska Department of Fish and Game
Game Management Units
Unit 14, Region II
14B
14A
14C
Talkeetna River
Talkeetna
Sheep River
Kashwitna River
Kahiltna River
Yentna River
Susitna River
Willow
Chickaloon
Tazlina Lake
Matanuska River
Wasilla
Palmer
Little Susitna River
Knik Arm
Knik River
Eklutna Lake
CHUGACH MOUNTAINS
Beluga Lake
Beluga R
Anchorage
COOK INLET
Turnagain Arm
Portage
PRINCE WILLIAM SOUND
Map Location
6,625 sq. mi.
Highway
GMU Boundary
10 10 20 30 40 50 Miles

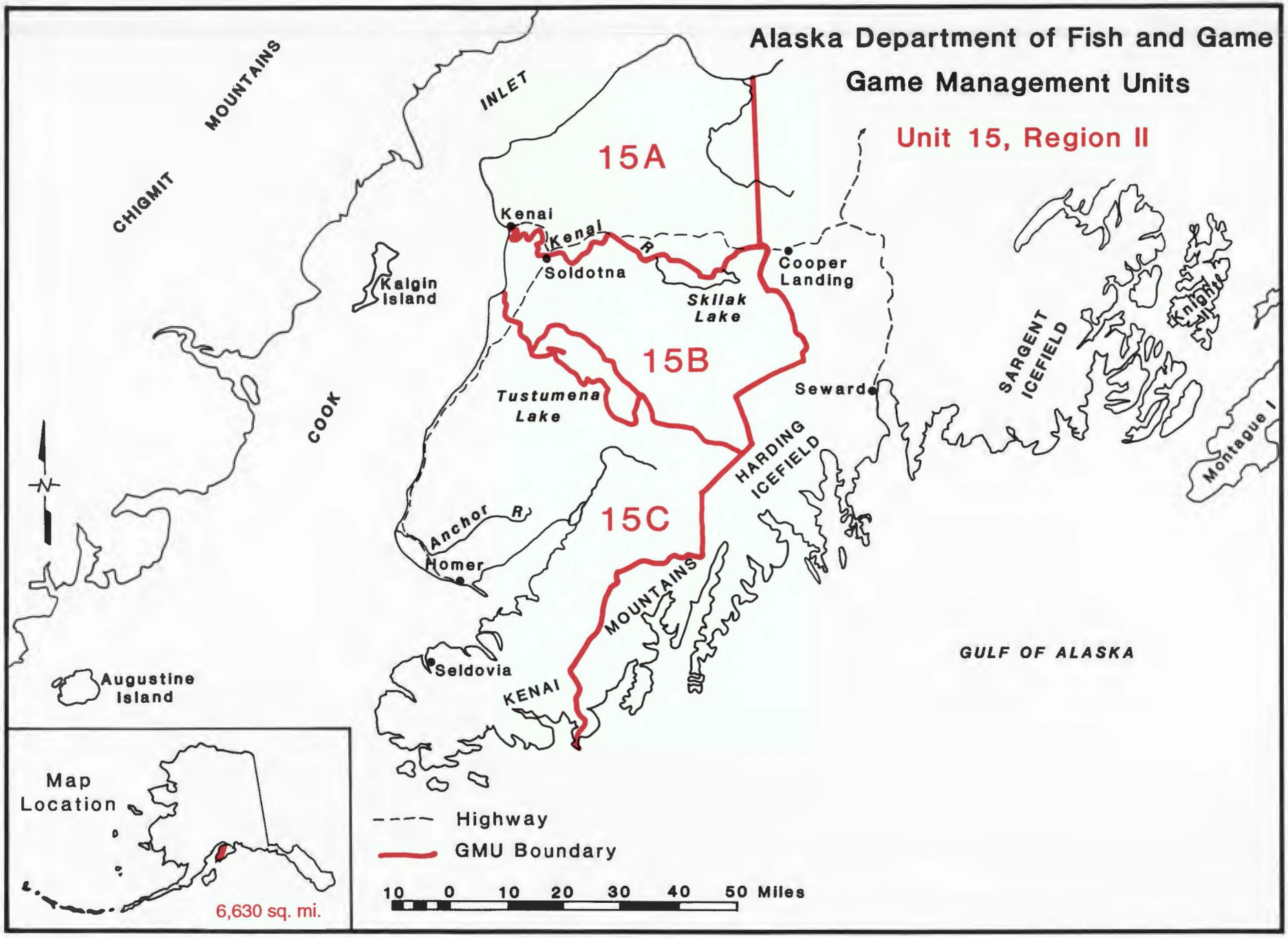
Alaska Department of Fish and Game
Game Management Units
Unit 15, Region II
15A
15B
15C
Kenai
Kenai R.
Soldotna
Cooper Landing
Skilak Lake
Tustumena Lake
Seward
Kalgin Island
CHIGMIT MOUNTAINS
INLET
COOK
SARGENT ICEFIELD
HARDING ICEFIELD
Knight I.
Montague I.
Anchor R.
Homer
MOUNTAINS
Seldovia
KENAI
Augustine Island
GULF OF ALASKA
Map Location
6,630 sq. mi.
Highway
GMU Boundary
10 0 10 20 30 40 50 Miles

M-15

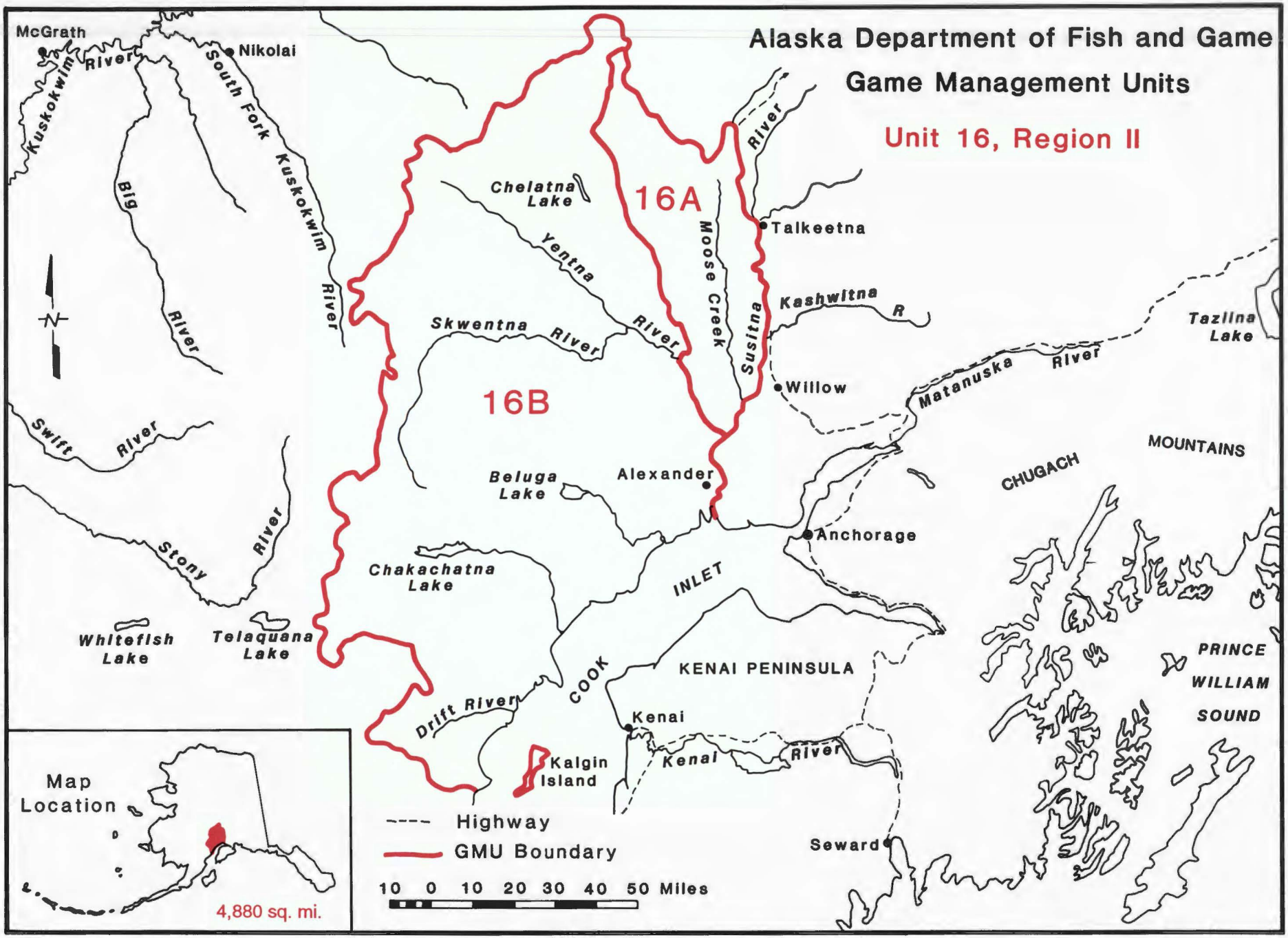
Alaska Department of Fish and Game
Game Management Units
Unit 16, Region II
16A
16B
McGrath
Nikolai
Kuskokwim River
South Fork Kuskokwim River
Big River
Swift River
Stony River
Whitefish Lake
Telaquana Lake
Chelatna Lake
Yentna River
Skwentna River
Moose Creek
Susitna River
Talkeetna
Kashwitna R
Willow
Beluga Lake
Alexander
Chakachatna Lake
Drift River
Kalgin Island
Tazlina Lake
Matanuska River
CHUGACH MOUNTAINS
Anchorage
INLET
COOK
KENAI PENINSULA
Kenai
Kenai River
Seward
PRINCE WILLIAM SOUND
Map Location
4,880 sq. mi.
Highway
GMU Boundary
10 0 10 20 30 40 50 Miles

M-16

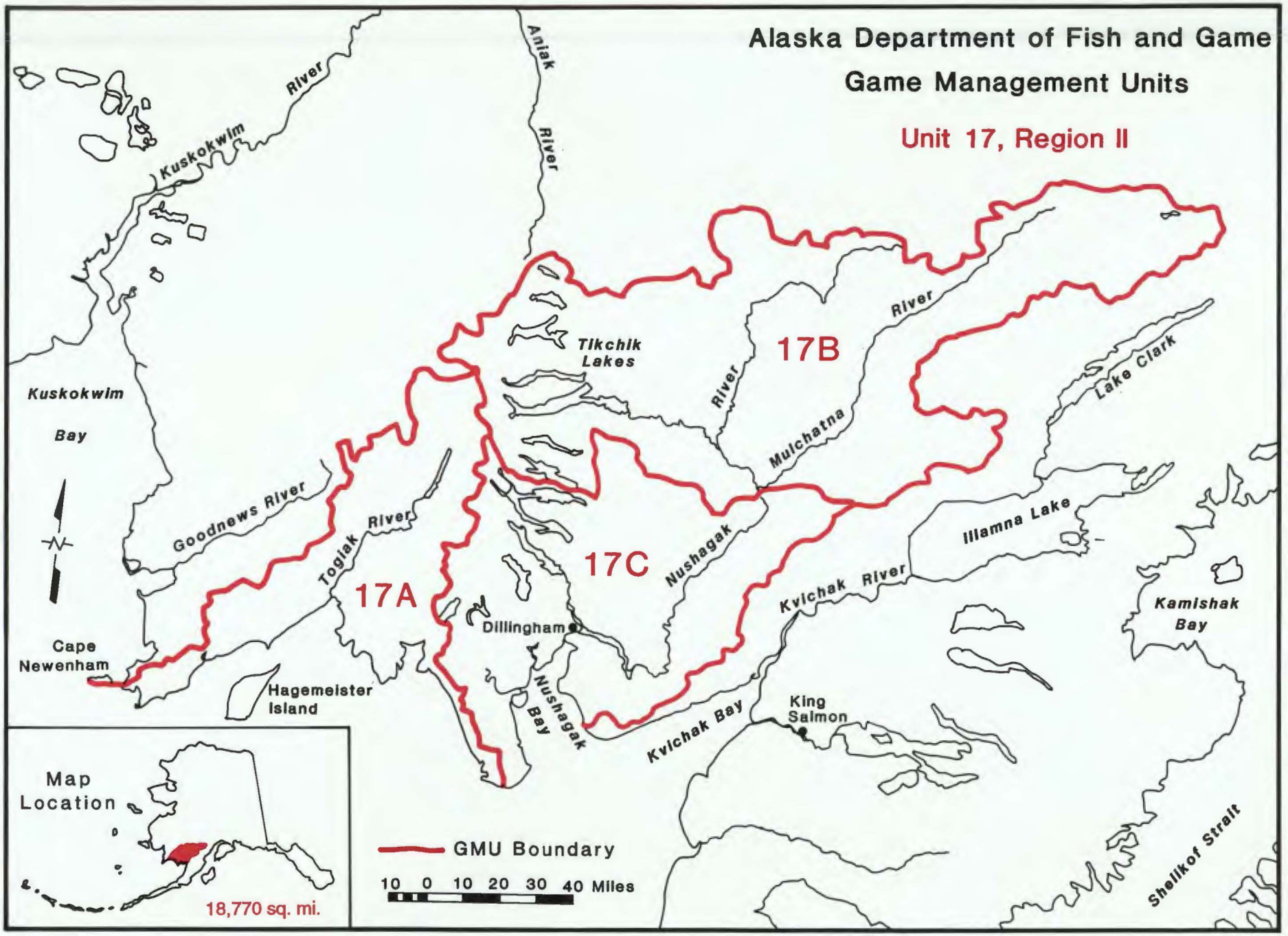
Alaska Department of Fish and Game
Game Management Units
Unit 17, Region II
Kuskokwim River
Aniak River
Kuskokwim Bay
Tikchik Lakes
17B
Mulchatna River
Lake Clark
Goodnews River
Togiak River
17A
17C
Nushagak
Dillingham
Iliamna Lake
Kvichak River
Kamishak Bay
Cape Newenham
Hagemeister Island
Nushagak Bay
Kvichak Bay
King Salmon
Shelikof Strait
Map Location
18,770 sq. mi.
GMU Boundary
10 0 10 20 30 40 Miles

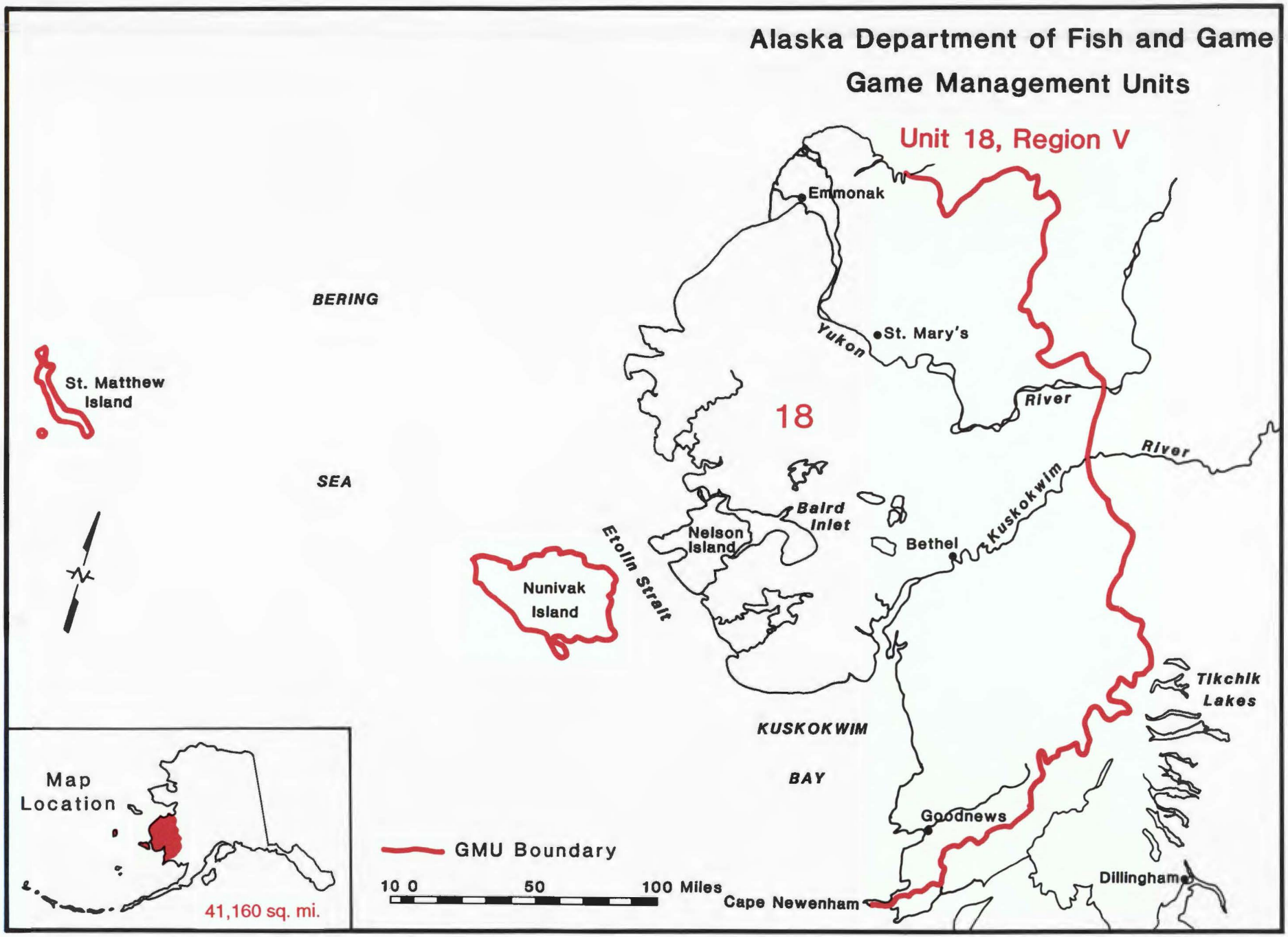
Alaska Department of Fish and Game
Game Management Units
Unit 18, Region V
Emmonak
St. Mary's
Yukon
River
18
BERING
SEA
St. Matthew
Island
Baird
Inlet
Nelson
Island
Bethel
Kuskokwim
River
Nunivak
Island
Etolin Strait
Tikchik
Lakes
KUSKOKWIM
BAY
Goodnews
Dillingham
Cape Newenham
Map
Location
41,160 sq. mi.
GMU Boundary
10 0
50
100 Miles

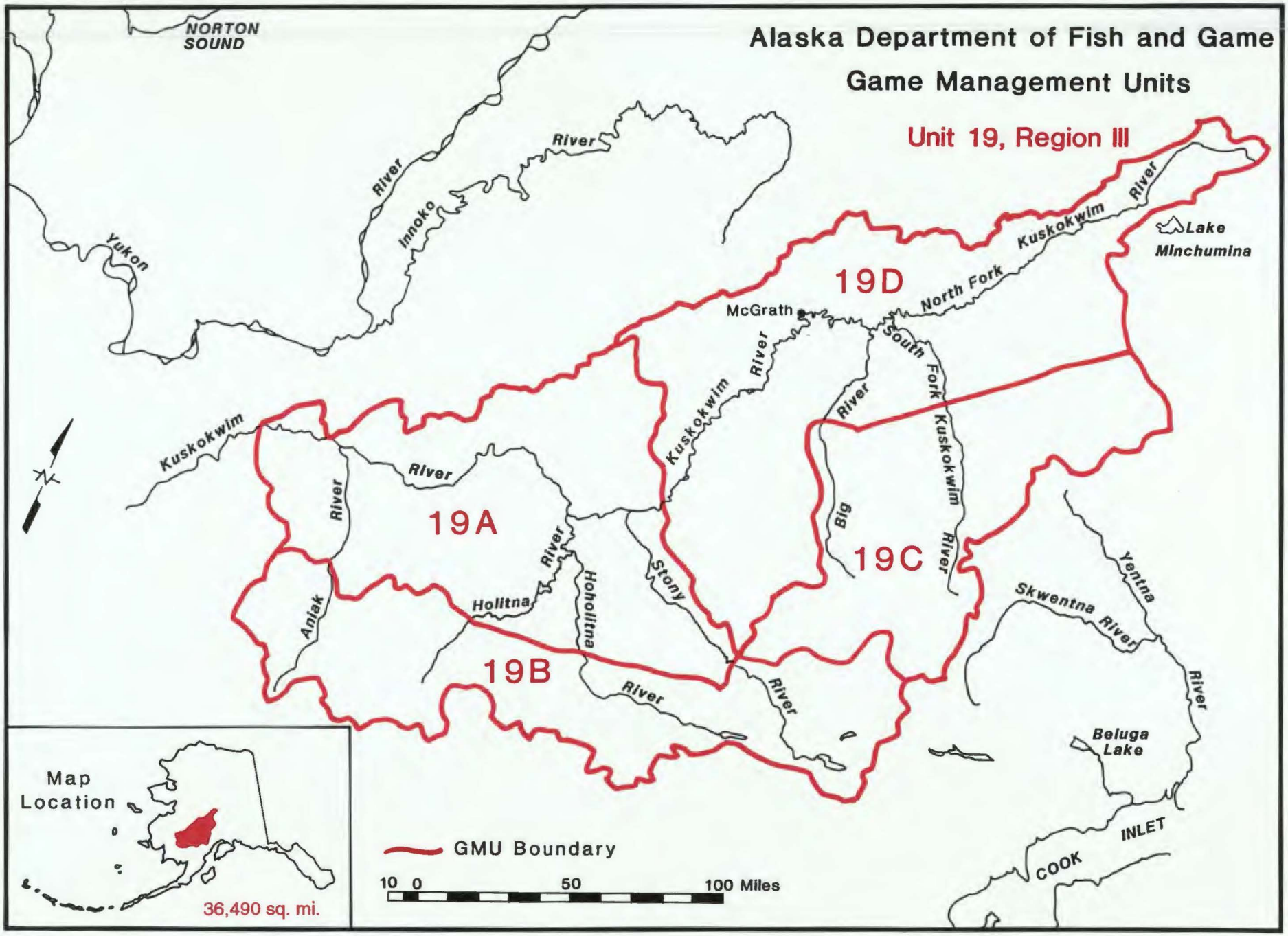
Alaska Department of Fish and Game
Game Management Units
Unit 19, Region III
NORTON SOUND
Yukon
River
Innoko
River
Kuskokwim
River
Lake Minchumina
North Fork
Kuskokwim
River
19D
McGrath
South Fork
Kuskokwim
River
Kuskokwim
River
Big
River
19C
Kuskokwim
River
19A
River
Aniak
Holitna
River
Hoholitna
River
Stony
River
19B
River
Yentna
River
Skwentna River
Beluga Lake
COOK
INLET
Map Location
36,490 sq. mi.
GMU Boundary
10 0 50 100 Miles

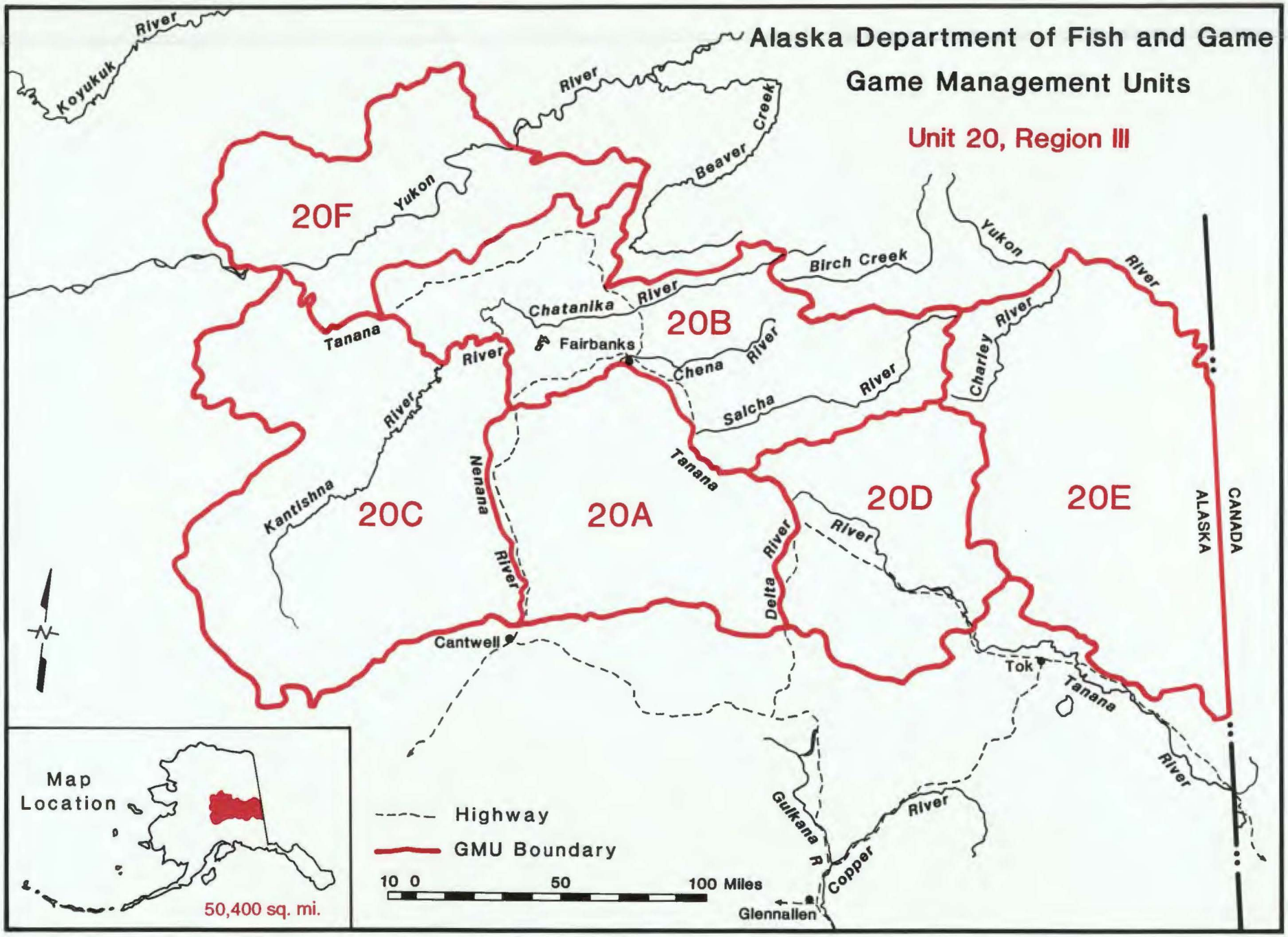
Alaska Department of Fish and Game
Game Management Units
Unit 20, Region III
20F
20B
20C
20A
20D
20E
Koyukuk River
Yukon River
Beaver Creek
Birch Creek
Yukon River
Chatanika River
Tanana River
Fairbanks
Chena River
Salcha River
Charley River
Kantishna River
Nenana River
Tanana River
Delta River
Cantwell
Tok
Tanana River
ALASKA
CANADA
Gulkana R
Copper River
Glennallen
Map Location
50,400 sq. mi.
Highway
GMU Boundary
10 0 50 100 Miles

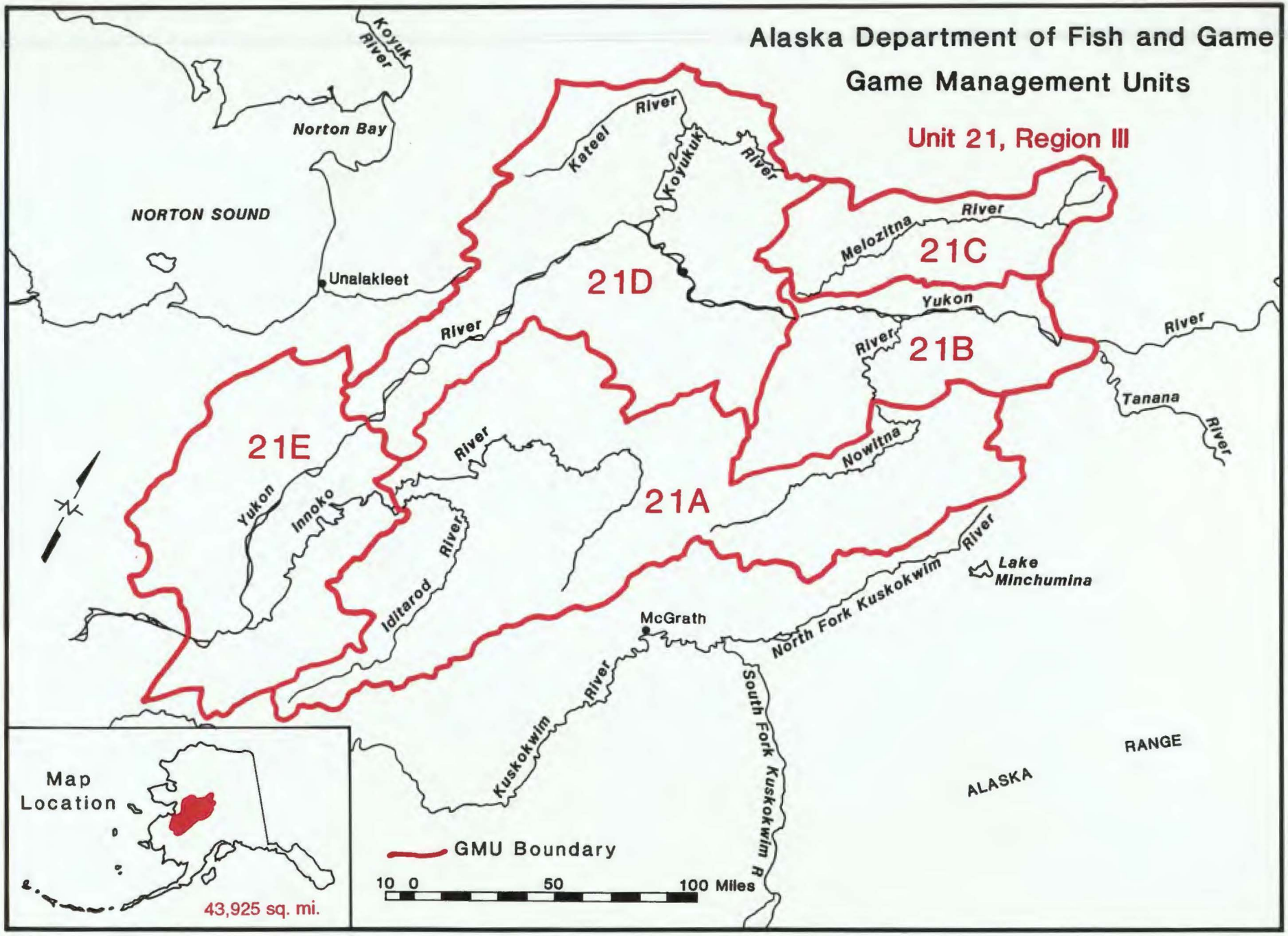
Alaska Department of Fish and Game
Game Management Units
Unit 21, Region III
21C
21D
21B
21E
21A
Koyuk River
Norton Bay
NORTON SOUND
Unalakleet
Kateel River
Koyukuk River
Melozitna River
Yukon River
Tanana River
Nowitna River
Innoko River
Iditarod River
Lake Minchumina
North Fork Kuskokwim River
McGrath
Kuskokwim River
South Fork Kuskokwim R
RANGE
ALASKA
Map Location
43,925 sq. mi.
GMU Boundary
10 0 50 100 Miles

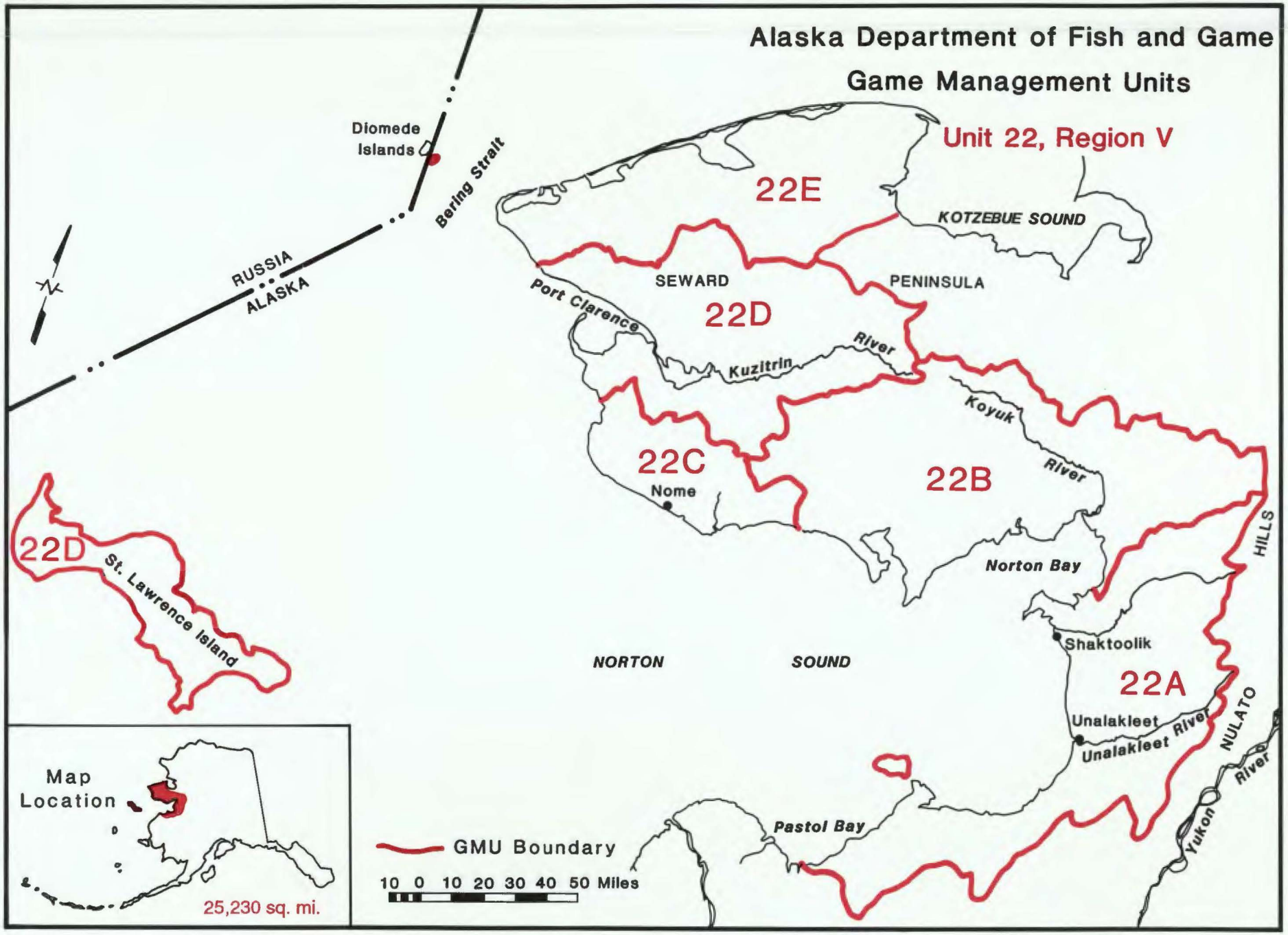
Alaska Department of Fish and Game
Game Management Units
Unit 22, Region V
22E
22D
22C
22B
22A
22D
Diomede Islands
Bering Strait
RUSSIA
ALASKA
KOTZEBUE SOUND
SEWARD PENINSULA
Port Clarence
Kuzitrin River
Koyuk River
Nome
St. Lawrence Island
Norton Bay
HILLS
NORTON SOUND
Shaktoolik
Unalakleet
Unalakleet River
NULATO
Yukon River
Pastol Bay
Map Location
25,230 sq. mi.
GMU Boundary
10 0 10 20 30 40 50 Miles

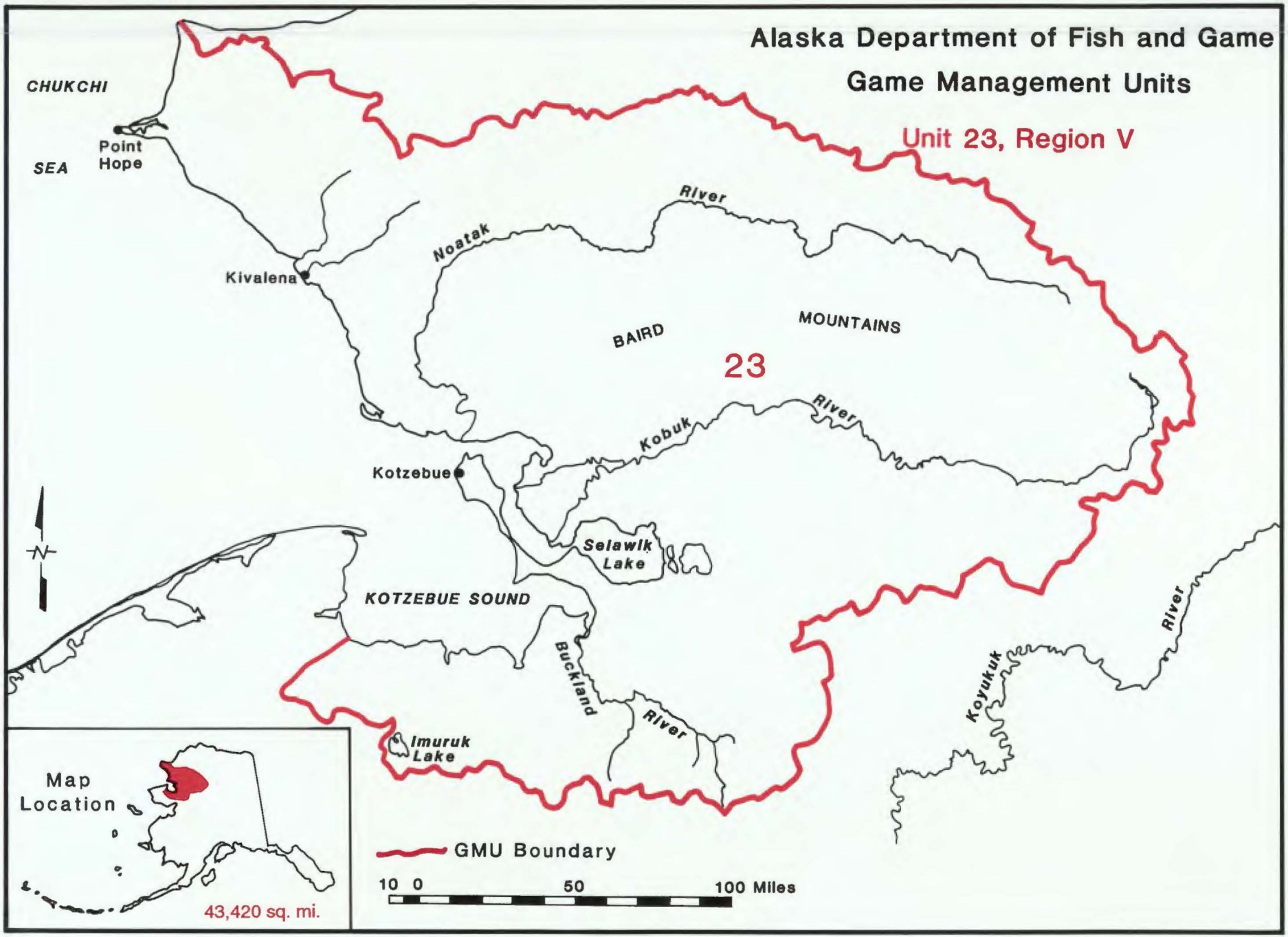
Alaska Department of Fish and Game
Game Management Units
Unit 23, Region V
CHUKCHI
SEA
Point Hope
Kivalena
Noatak
River
BAIRD
MOUNTAINS
23
Kobuk
River
Kotzebue
Selawik Lake
KOTZEBUE SOUND
Buckland
River
Imuruk Lake
Koyukuk
River
Map Location
43,420 sq. mi.
GMU Boundary
10 0 50 100 Miles

M-23

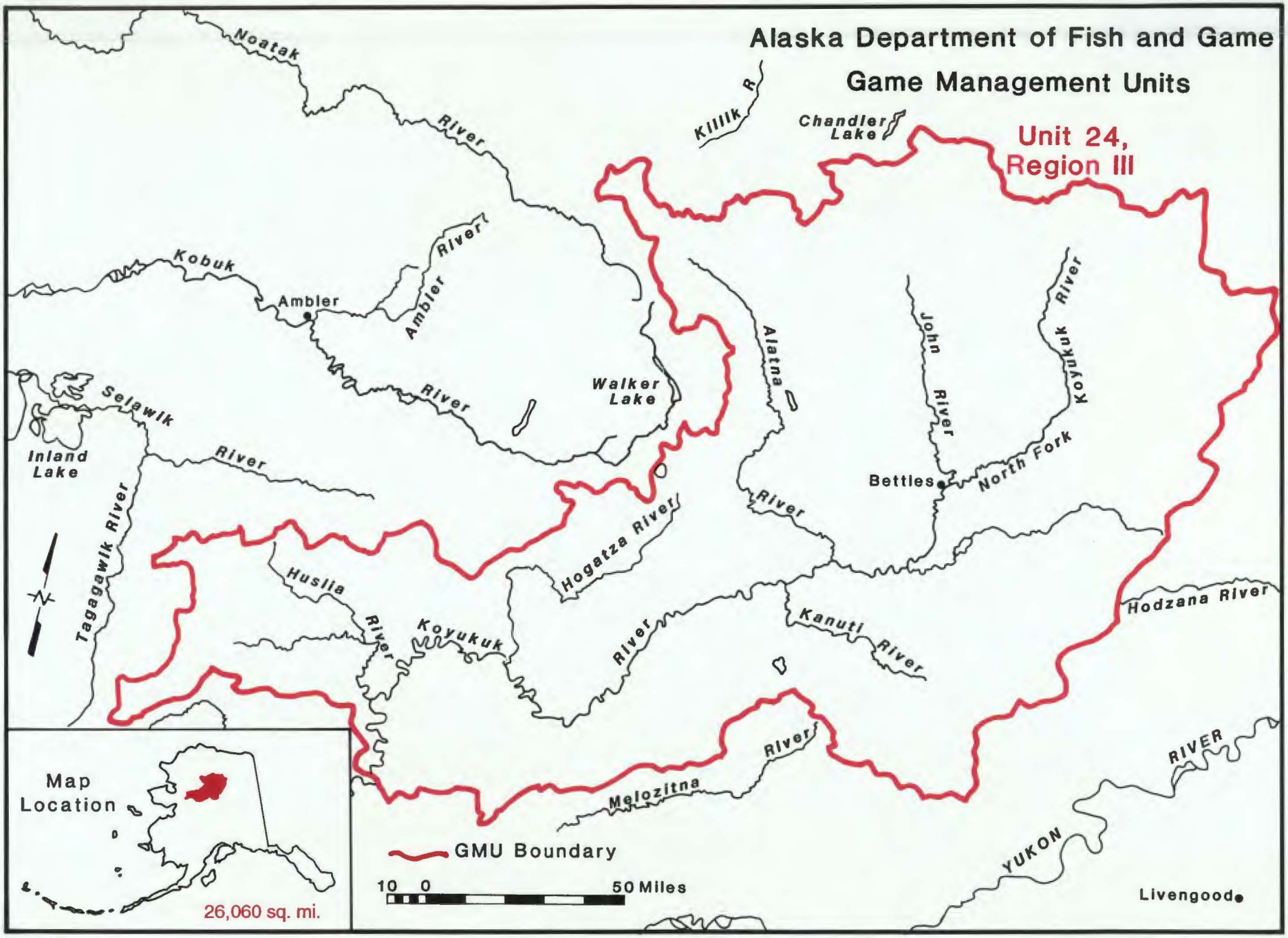
Alaska Department of Fish and Game
Game Management Units
Unit 24,
Region III
Noatak
River
Killik R
Chandler
Lake
Kobuk
Ambler
Ambler River
River
Walker
Lake
Alatna
John River
Koyukuk River
Selawik
Inland
Lake
River
Bettles
North Fork
River
Tagagawik River
Hogatza River
Huslia
River
Koyukuk
River
Kanuti River
Hodzana River
Melozitna
River
YUKON
RIVER
Livengood
Map
Location
26,060 sq. mi.
GMU Boundary
10 0 50 Miles

M-24

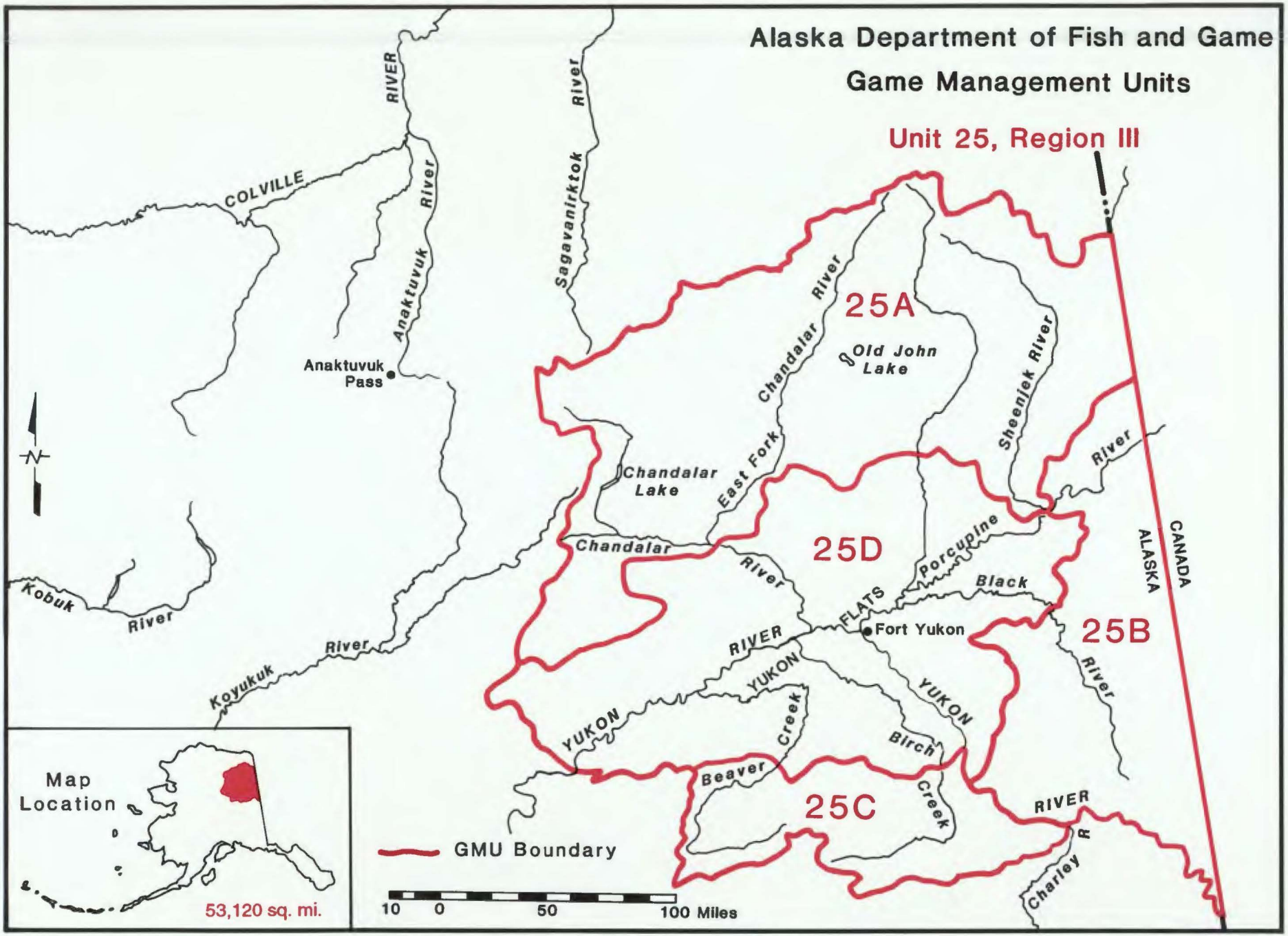
Alaska Department of Fish and Game
Game Management Units
Unit 25, Region III
25A
25B
25C
25D
Old John Lake
Chandalar Lake
Fort Yukon
Anaktuvuk Pass
Sagavanirktok River
Anaktuvuk River
COLVILLE
RIVER
Chandalar River
East Fork
Sheenjek River
River
Chandalar
River
Porcupine
Black
FLATS
RIVER
YUKON
YUKON
YUKON
Creek
Birch
Creek
Beaver
RIVER
River
Charley R
ALASKA
CANADA
Kobuk
River
Koyukuk
River
Map
Location
53,120 sq. mi.
GMU Boundary
10 0 50 100 Miles

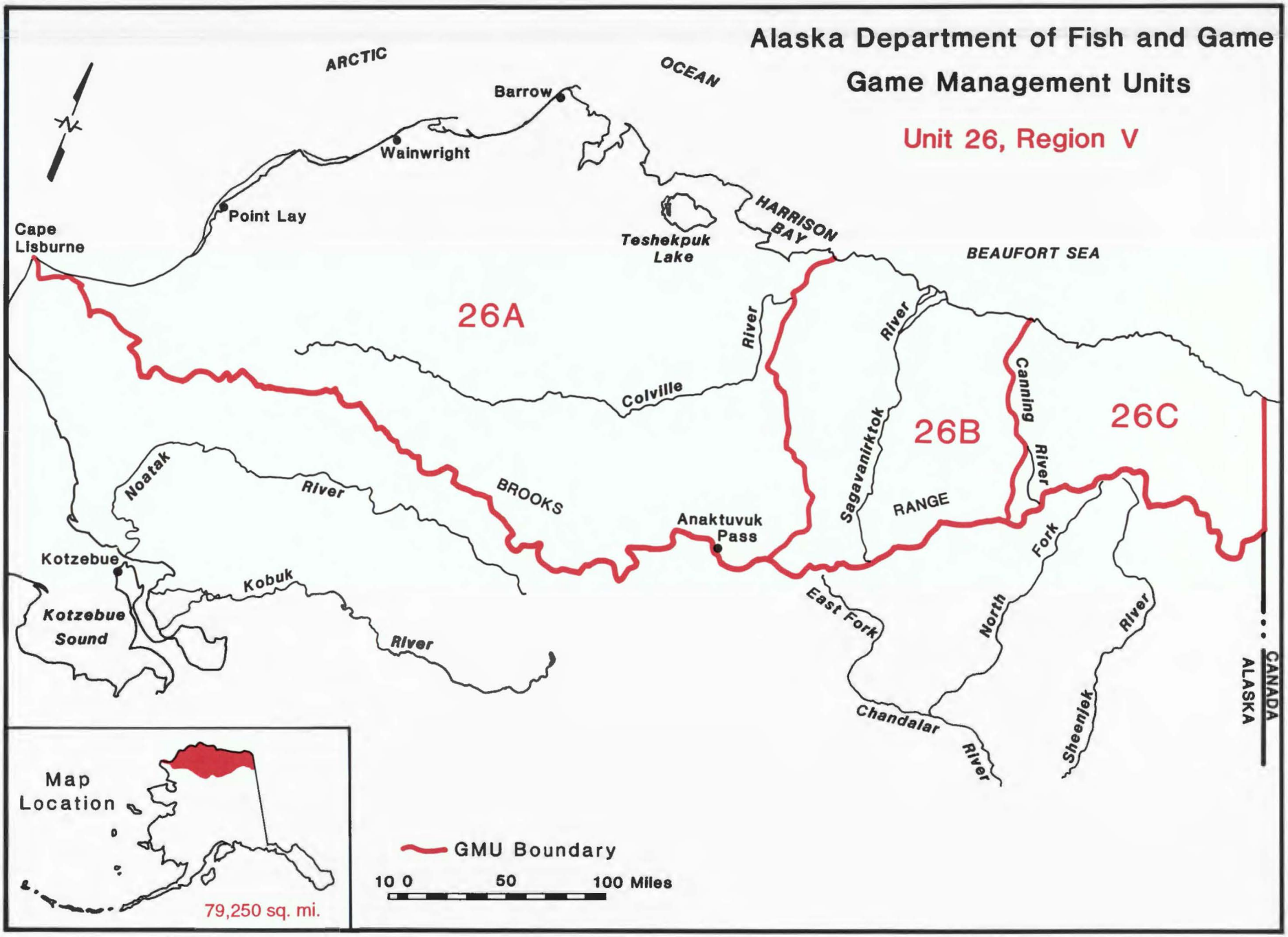
Alaska Department of Fish and Game
Game Management Units
Unit 26, Region V
ARCTIC
OCEAN
Barrow
Wainwright
Point Lay
Cape
Lisburne
Teshekpuk
Lake
HARRISON
BAY
BEAUFORT SEA
26A
26B
26C
Colville
River
Sagavanirktok
River
Canning
River
BROOKS
RANGE
Noatak
River
Anaktuvuk
Pass
Kotzebue
Kobuk
River
Kotzebue
Sound
East Fork
North
Fork
River
Chandalar
River
Sheenjek
River
CANADA
ALASKA
Map
Location
79,250 sq. mi.
GMU Boundary
10 0
50
100 Miles

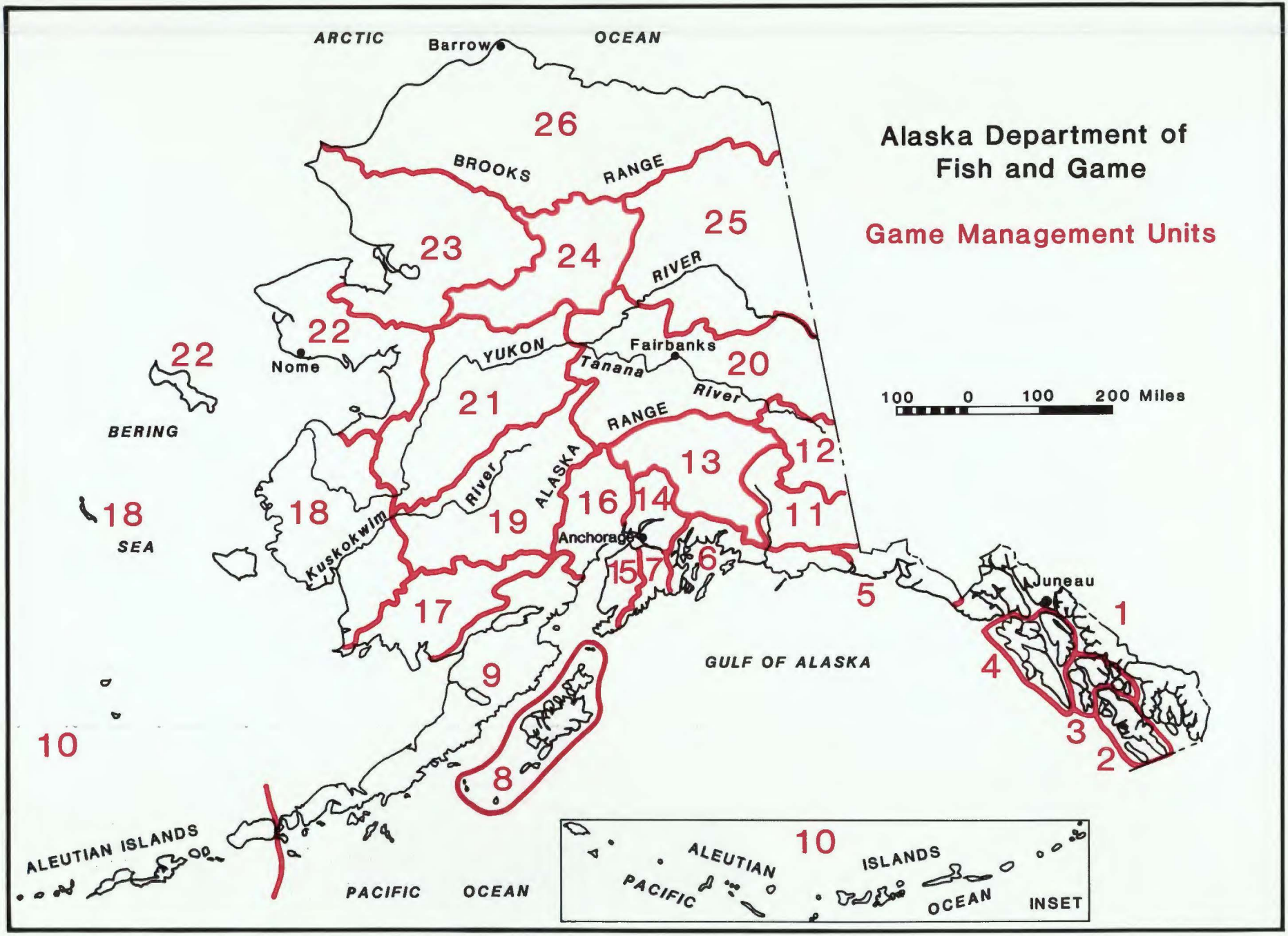
Alaska Department of
Fish and Game
Game Management Units
ARCTIC OCEAN
Barrow
BROOKS RANGE
YUKON
Fairbanks
Tanana River
RANGE
ALASKA
River
Nome
BERING SEA
Kuskokwim
Anchorage
Juneau
GULF OF ALASKA
PACIFIC OCEAN
ALEUTIAN ISLANDS
100 0 100 200 Miles
ALEUTIAN ISLANDS
PACIFIC OCEAN
INSET

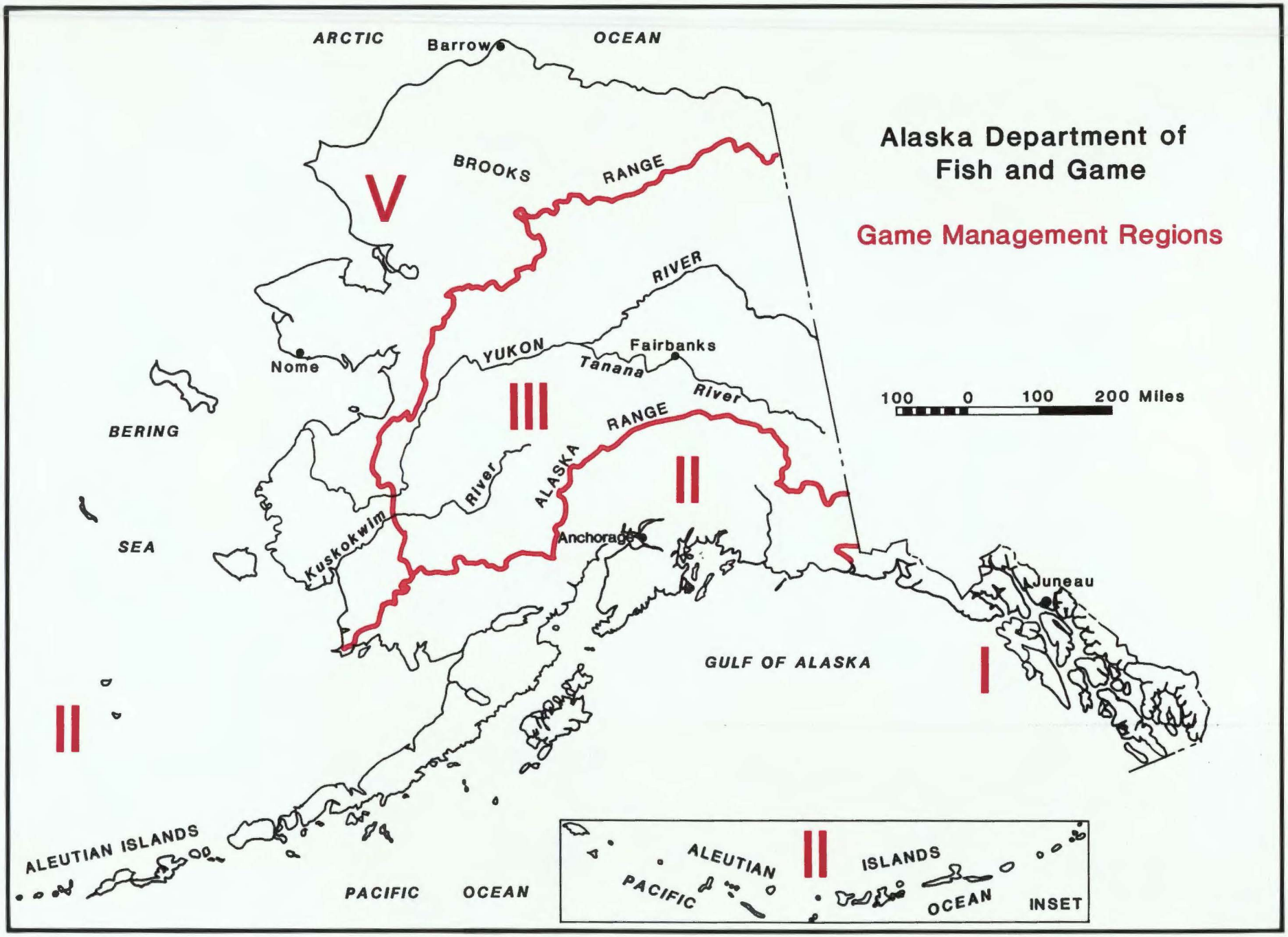
ARCTIC
OCEAN
Barrow
BROOKS
RANGE
V
RIVER
YUKON
Fairbanks
Tanana
River
Nome
III
BERING
SEA
RANGE
ALASKA
River
Kuskokwim
II
Anchorage
Juneau
GULF OF ALASKA
I
II
ALEUTIAN ISLANDS
PACIFIC
OCEAN
Alaska Department of
Fish and Game
Game Management Regions
100 0 100 200 Miles
ALEUTIAN
ISLANDS
II
PACIFIC
OCEAN
INSET

M-28

# HARVEST TOTALS



# *STATEWIDE HARVEST TOTALS AND % TAKE BY RESIDENCY*

| SPECIES | YEAR | TOTAL HARVEST LOW[1] | TOTAL HARVEST HIGH[2] | % TAKEN BY RESIDENTS[3] | % TAKEN BY NON-RES.[3] | % TAKEN BY UNKN. RES[3] |
|---|---|---|---|---|---|---|
| **BEAVER** | 1988-89 | 9480 | n/a | n/a | n/a | n/a |
| | 1989-90 | 6857 | n/a | n/a | n/a | n/a |
| | 1990-91 | 5577 | 5586 | n/a | n/a | n/a |
| | 1991-92 | 7151 | 8095 | n/a | n/a | n/a |
| | 1992-93 | 3239 | 3298 | n/a | n/a | n/a |
| **BISON** | 1988-89 | 77 | n/a | 99.0 | 1.0 | 0.0 |
| | 1989-90 | 98 | n/a | 98.0 | 2.0 | 0.0 |
| | 1990-91 | 115 | n/a | 100.0 | 0.0 | 0.0 |
| | 1991-92 | 129 | 129 | 98.4 | 1.6 | 0.0 |
| | 1992-93 | 110 | 110 | 97.3 | 0.9 | 1.8 |
| **BLACK BEAR** | 1988-89 | 1577 | 1705 | 63.0 | 28.0 | 9.0 |
| | 1989-90 | 1498 | 1516 | 71.9 | 27.7 | 0.4 |
| | 1990-91 | 1717 | 1724 | 76.0 | 23.5 | 0.5 |
| | 1991-92 | 1698 | 1751 | 74.5 | 25.1 | 0.4 |
| | 1992-93 | 1668 | 1730 | 72.7 | 25.7 | 1.6 |
| **BROWN BEAR** | 1988-89 | 910 | 994 | 47.0 | 45.0 | 8.0 |
| | 1989-90 | 1416 | 1497 | 41.2 | 58.8 | 0.0 |
| | 1990-91 | 905 | 950 | 45.4 | 53.2 | 1.4 |
| | 1991-92 | 1408 | 1429 | 36.8 | 61.4 | 1.8 |
| | 1992-93 | 1083 | 1175 | 50.2 | 48.0 | 1.8 |
| **CARIBOU[4]** | 1988-89 | 23291 | 25351 | 97.0 | 3.0 | 0.0 |
| | 1989-90 | 9596 | 9997 | 95.0 | 4.8 | 0.2 |
| | 1990-91 | 8501 | 9784 | 89.4 | 8.8 | 1.8 |
| | 1991-92 | 9903 | 12266 | 84.4 | 15.5 | 0.1 |
| | 1992-93 | 12391 | 15539 | 84.2 | 15.0 | 0.8 |
| **COYOTE** | 1988-89 | n/a | n/a | n/a | n/a | n/a |
| | 1989-90 | n/a | n/a | n/a | n/a | n/a |
| | 1990-91 | n/a | n/a | n/a | n/a | n/a |
| | 1991-92 | 79 | n/a | n/a | n/a | n/a |
| | 1992-93 | 52 | n/a | n/a | n/a | n/a |
| **DEER[5]** | 1988-89 | 16248 | 26248 | 99.0 | 1.0 | 0.0 |
| | 1989-90 | 26954 | n/a | 97.0 | 2.0 | 1.0 |
| | 1990-91 | 27648 | n/a | 97.4 | 2.6 | 0.0 |
| | 1991-92 | 20152 | 20152 | 96.3 | 3.7 | 0.0 |
| | 1992-93 | 21555 | 21555 | 97.4 | 2.6 | 0.0 |
| **ELK** | 1988-89 | 124 | n/a | 94.0 | 6.0 | 0.0 |
| | 1989-90 | 210 | n/a | 97.1 | 2.9 | 0.0 |
| | 1990-91 | 200 | n/a | 98.0 | 2.0 | 0.0 |
| | 1991-92 | 101 | 101 | 96.0 | 4.0 | 0.0 |
| | 1992-93 | 68 | 68 | 97.1 | 2.9 | 0.0 |

1 Low = Minimum reported harvest
2 High = Low + estimate of unreported kill
3 Based on minimum reported harvest
4 Low = Reported harvest + low estimate of unreported kill
High = Reported harvest + high estimate of unreported kill
5 Estimates only, based on deer hunter surveys.

# *STATEWIDE HARVEST TOTALS AND % TAKE BY RESIDENCY*

| SPECIES | YEAR | TOTAL HARVEST LOW[1] | TOTAL HARVEST HIGH[2] | % TAKEN BY RESIDENTS[3] | % TAKEN BY NON-RES.[3] | % TAKEN BY UNKN. RES[3] |
|---|---|---|---|---|---|---|
| **FOX** | 1988-89 | n/a | n/a | n/a | n/a | n/a |
| | 1989-90 | n/a | n/a | n/a | n/a | n/a |
| | 1990-91 | n/a | n/a | n/a | n/a | n/a |
| | 1991-92 | 1514 | n/a | n/a | n/a | n/a |
| | 1992-93 | 252 | n/a | n/a | n/a | n/a |
| **LYNX** | 1988-89 | 1198 | n/a | n/a | n/a | n/a |
| | 1989-90 | 1339 | n/a | n/a | n/a | n/a |
| | 1990-91 | 1273 | n/a | n/a | n/a | n/a |
| | 1991-92 | 2074 | n/a | n/a | n/a | n/a |
| | 1992-93 | 1366 | n/a | n/a | n/a | n/a |
| **MARTEN** | 1988-89 | n/a | n/a | n/a | n/a | n/a |
| | 1989-90 | n/a | n/a | n/a | n/a | n/a |
| | 1990-91 | n/a | n/a | n/a | n/a | n/a |
| | 1991-92 | 7770 | n/a | n/a | n/a | n/a |
| | 1992-93 | 2364 | n/a | n/a | n/a | n/a |
| **MINK** | 1988-89 | n/a | n/a | n/a | n/a | n/a |
| | 1989-90 | n/a | n/a | n/a | n/a | n/a |
| | 1990-91 | n/a | n/a | n/a | n/a | n/a |
| | 1991-92 | 4461 | n/a | n/a | n/a | n/a |
| | 1992-93 | 118 | n/a | n/a | n/a | n/a |
| **MOOSE** | 1988-89 | 7685 | n/a | 82.0 | 15.0 | 3.0 |
| | 1989-90 | 7257 | n/a | 83.4 | 14.0 | 2.6 |
| | 1990-91 | 5999 | 6070 | 81.7 | 14.6 | 3.7 |
| | 1991-92 | 7004 | 7069 | 85.9 | 11.6 | 2.5 |
| | 1992-93 | 6225 | 6277 | 85.2 | 11.8 | 3.0 |
| **MTN.GOAT** | 1988-89 | 457 | n/a | 65.0 | 30.0 | 5.0 |
| | 1989-90 | 390 | n/a | 82.8 | 16.2 | 1.0 |
| | 1990-91 | 436 | n/a | 85.8 | 13.9 | 0.3 |
| | 1991-92 | 407 | 407 | 85.8 | 14.0 | .2 |
| | 1992-93 | 497 | 497 | 83.9 | 15.3 | 0.8 |
| **MUSKOX** | 1988-89 | 103 | n/a | 100.0 | 0.0 | 0.0 |
| | 1989-90 | 111 | n/a | 100.0 | 0.0 | 0.0 |
| | 1990-91 | 99 | 100 | 98.0 | 2.0 | 0.0 |
| | 1991-92 | 113 | 113 | 97.3 | 2.7 | 0.0 |
| | 1992-93 | 109 | 112 | 98.2 | 0.9 | 0.9 |
| **OTTER** | 1988-89 | 1620 | n/a | n/a | n/a | n/a |
| | 1989-90 | 1346 | n/a | n/a | n/a | n/a |
| | 1990-91 | 1200 | n/a | n/a | n/a | n/a |
| | 1991-92 | 1485 | n/a | n/a | n/a | n/a |
| | 1992-93 | 1208 | n/a | n/a | n/a | n/a |

[1] Low = Minimum reported harvest
[2] High = Low + estimate of unreported kill
[3] Based on minimum reported harvest

# *STATEWIDE HARVEST TOTALS AND % TAKE BY RESIDENCY*

| SPECIES | YEAR | TOTAL HARVEST LOW[1] | TOTAL HARVEST HIGH[2] | % TAKEN BY RESIDENTS[3] | % TAKEN BY NON-RES.[3] | % TAKEN BY UNKN. RES[3] |
|---|---|---|---|---|---|---|
| **SHEEP** | 1988-89 | 1436 | n/a | 60.0 | 33.0 | 7.0 |
| | 1989-90 | 1454 | n/a | 65.0 | 32.6 | 2.4 |
| | 1990-91 | 1406 | n/a | 61.3[4] | 34.4[4] | 4.3[4] |
| | 1991-92 | 1459 | 1464 | 67.3[4] | 30.7[4] | 2.0[4] |
| | 1992-93 | 1132 | 1145 | 65.2[4] | 32.3[4] | 2.5[4] |
| **WATERFOWL:** | | | | | | |
| **DUCKS** | 1988-89 | n/a | n/a | n/a | n/a | n/a |
| | 1989-90 | 52287 | n/a | n/a | n/a | n/a |
| | 1990-91 | 79817 | n/a | n/a | n/a | n/a |
| | 1991-92 | n/a | n/a | n/a | n/a | n/a |
| | 1992-93 | 57804 | n/a | n/a | n/a | n/a |
| **GEESE** | 1988-89 | n/a | n/a | n/a | n/a | n/a |
| | 1989-90 | 5710 | n/a | n/a | n/a | n/a |
| | 1990-91 | 8019 | n/a | n/a | n/a | n/a |
| | 1991-92 | n/a | n/a | n/a | n/a | n/a |
| | 1992-93 | 6335 | n/a | n/a | n/a | n/a |
| **WOLF** | 1988-89 | 858 | 911 | n/a | n/a | n/a |
| | 1989-90 | 941 | 1017 | n/a | n/a | n/a |
| | 1990-91 | 1089 | 1175 | n/a | n/a | n/a |
| | 1991-92 | 1162 | 1165 | n/a | n/a | n/a |
| | 1992-93 | 1051 | 1051 | n/a | n/a | n/a |
| **WOLVERINE** | 1988-89 | 472 | n/a | n/a | n/a | n/a |
| | 1989-90 | 464 | n/a | n/a | n/a | n/a |
| | 1990-91 | 528 | n/a | n/a | n/a | n/a |
| | 1991-92 | 591 | n/a | n/a | n/a | n/a |
| | 1992-93 | 395 | n/a | n/a | n/a | n/a |

| TOTAL | | TOTAL | | TOTAL | |
|---|---|---|---|---|---|
| **1988-89** | 92.0 | **1988-89** | 7.0 | **1988-89** | 1.0 |
| **1989-90** | 91.0 | **1989-90** | 8.0 | **1989-90** | 1.0 |
| **1990-91** | 89.2 | **1990-91** | 9.6 | **1990-91** | 1.2 |
| **1991-92** | 88.0 | **1991-92** | 11.4 | **1991-92** | 0.6 |
| **1992-93** | 89.3 | **1992-93** | 9.9 | **1992-93** | 0.8 |

1 Low = Minimum reported harvest
2 High = Low + estimate of unreported kill
3 Based on minimum reported harvest
4 Adjusted for multiple bag in subsistence hunts.

# *REPORTED HARVEST TOTALS BY REGION BY YEAR*

| SPECIES | REGION | REPORTED HARVEST 88-89 | REPORTED HARVEST 89-90 | REPORTED HARVEST 90-91 | REPORTED HARVEST 91-92 | REPORTED HARVEST 92-93 | 5-YEAR AVERAGE HARVEST |
|---|---|---|---|---|---|---|---|
| **BEAVER** | I | 197 | 593 | 228 | 413 | 145 | 315.2 |
| | II | 2110 | 2194 | 2049 | 2418 | 1517 | 2057.6 |
| | III | 3907 | 1878 | 2127 | 1929 | 956 | 2159.4 |
| | V | 3266 | 2192 | 1173 | 2391 | 621 | 1928.6 |
| **Total Statewide** | | 9480 | 6857 | 5577 | 7151 | 3239 | 6460.8 |
| **BISON** | II | 11 | 0 | 0 | 0 | 0 | 2.2 |
| | III | 66 | 98 | 115 | 129 | 110 | 103.6 |
| **Total Statewide** | | 77 | 98 | 115 | 129 | 110 | 105.8 |
| **BLACK BEAR** | I | 617 | 617 | 644 | 617 | 542 | 607.4 |
| | II | 697 | 673 | 766 | 848 | 753 | 747.4 |
| | III | 263 | 208 | 307 | 233 | 372 | 276.6 |
| | V | 0 | 0 | 0 | 0 | 1 | 0.2 |
| **Total Statewide** | | 1577 | 1498 | 1717 | 1698 | 1668 | 1631.6 |
| **BROWN BEAR** | I | 159 | 170 | 193 | 190 | 201 | 182.6 |
| | II | 461 | 973 | 442 | 964 | 512 | 670.4 |
| | III | 150 | 145 | 137 | 140 | 214 | 157.2 |
| | V | 140 | 128 | 133 | 114 | 156 | 134.2 |
| **Total Statewide** | | 910 | 1416 | 905 | 1408 | 1083 | 1144.4 |
| **CARIBOU** | | Please see caribou herd summaries for additional information. | | | | | |
| **Total Statewide** | | 8424 | 7316 | 8271 | 8853 | 10486 | 8670.0 |
| **COYOTE** | I | n/a | n/a | n/a | 0 | n/a | n/a |
| | II | n/a | n/a | n/a | 64 | 50 | 57.0[1] |
| | III | n/a | 15 | n/a | 13 | n/a | 14.0[1] |
| | V | n/a | n/a | n/a | 2 | 2 | 2.0[1] |
| **Total Statewide** | | n/a | 15 | n/a | 79 | 52 | 48.7[2] |
| **DEER** | I | 16248 | 14016 | 17224 | 9542 | 12450 | 13896.0 |
| | II | n/a | 11990 | 10424 | 10610 | 9105 | 10532.3[3] |
| **Total Statewide** | | 16248 | 26006 | 27648 | 20152 | 21555 | 22321.8 |
| **ELK** | II | 124 | 210 | 200 | 101 | 68 | 140.6 |
| **Total Statewide** | | 124 | 210 | 200 | 101 | 68 | 140.6 |
| **FOX** | I | n/a | n/a | n/a | 0 | n/a | n/a |
| | II | n/a | n/a | n/a | 36 | 47 | 41.5[1] |
| | III | n/a | 252 | 98 | 167 | n/a | 172.3[2] |
| | V | n/a | 453 | n/a | 1311 | 205 | 656.3[2] |
| **Total Statewide** | | n/a | 705 | 98 | 1514 | 252 | 642.3[3] |
| **LYNX** | I | 10 | 6 | 0 | 9 | 29 | 10.8 |
| | II | 19 | 17 | 179 | 277 | 268 | 152.0 |
| | III | 1148 | 1306 | 1088 | 1778 | 1047 | 1273.4 |
| | V | 21 | 10 | 6 | 10 | 22 | 13.8 |
| **Total Statewide** | | 1198 | 1339 | 1273 | 2074 | 1366 | 1450.0 |
| **MARTEN** | I | n/a | 2700 | 2160 | 4315 | 1393 | 2642.0[3] |
| | II | n/a | 22 | 56 | 87 | 192 | 89.3[3] |
| | III | n/a | 3908 | 2875 | 3018 | 707 | 2627.0[3] |
| | V | n/a | 101 | n/a | 350 | 72 | 174.3[2] |
| **Total Statewide** | | n/a | 6731 | 5091 | 7770 | 2364 | 5489.0[3] |

Does not include unreported harvest which may equal or exceed the reported harvest for some species.

[1] Two year average harvest.

[2] Three year average harvest.

[3] Four year average harvest.

# *REPORTED HARVEST TOTALS BY REGION BY YEAR*

| SPECIES | REGION | REPORTED HARVEST 88-89 | REPORTED HARVEST 89-90 | REPORTED HARVEST 90-91 | REPORTED HARVEST 91-92 | REPORTED HARVEST 92-93 | 5-YEAR AVERAGE HARVEST |
|---|---|---|---|---|---|---|---|
| **MINK** | I | n/a | n/a | 402 | 0 | n/a | 201.0[1] |
| | II | n/a | n/a | n/a | 84 | 118 | 101.0[1] |
| | III | n/a | 113 | 191 | 121 | n/a | 141.7[2] |
| | V | n/a | 5677 | n/a | 4256 | n/a | 4966.5[1] |
| **Total Statewide** | | n/a | 5790 | 593 | 4461 | 118 | 2740.5[3] |
| **MOOSE** | I | 198 | 174 | 198 | 158 | 169 | 179.4 |
| | II | 3918 | 3869 | 2256 | 3295 | 3125 | 3292.6 |
| | III | 2827 | 2602 | 2849 | 2908 | 2274 | 2692.0 |
| | V | 703 | 580 | 673 | 608 | 608 | 634.4 |
| | Unknown | 39 | 32 | 23 | 35 | 49 | 35.6 |
| **Total Statewide** | | 7685 | 7257 | 5999 | 7004 | 6225 | 6834.0 |
| **MT. GOAT** | I | 170 | 175 | 190 | 118 | 169 | 164.4 |
| | II | 287 | 215 | 246 | 289 | 328 | 273.0 |
| **Total Statewide** | | 457 | 390 | 436 | 407 | 497 | 437.4 |
| **MUSKOX** | III | 8 | 10 | 4 | 4 | 8 | 6.8 |
| | V | 95 | 101 | 95 | 109 | 101 | 100.2 |
| **Total Statewide** | | 103 | 111 | 99 | 113 | 109 | 107.0 |
| **OTTER** | I | 346 | 506 | 293 | 345 | 327 | 363.4 |
| | II | 533 | 389 | 466 | 592 | 449 | 485.8 |
| | III | 179 | 117 | 106 | 118 | 79 | 119.8 |
| | V | 562 | 334 | 335 | 430 | 353 | 402.8 |
| **Total Statewide** | | 1620 | 1346 | 1200 | 1485 | 1208 | 1371.8 |
| **SHEEP** | II | 470 | 428 | 493 | 513 | 446 | 470.0 |
| | III | 901 | 934 | 854 | 911 | 672 | 854.4 |
| | V | 58 | 86 | 53 | 33 | 12 | 48.4 |
| | Unknown | 7 | 6 | 6 | 2 | 2 | 4.6 |
| **Total Statewide** | | 1436 | 1454 | 1406 | 1459 | 1132 | 1377.4 |
| **WATERFOWL:** | | | | | | | |
| **DUCKS** | | Please see waterfowl tables for additional information. | | | | | |
| **Total Statewide** | | n/a | 52287 | 79817 | n/a | 57804 | 63302.7[2] |
| **GEESE** | | Please see waterfowl tables for additional information. | | | | | |
| **Total Statewide** | | n/a | 5710 | 8019 | n/a | 6335 | 6688.0[2] |
| **WOLF** | I | 98 | 136 | 125 | 196 | 193 | 149.6 |
| | II | 175 | 216 | 249 | 296 | 218 | 230.8 |
| | III | 450 | 475 | 617 | 545 | 527 | 522.8 |
| | V | 135 | 114 | 98 | 125 | 113 | 117.0 |
| **Total Statewide** | | 858 | 941 | 1089 | 1162 | 1051 | 1020.2 |
| **WOLVERINE** | I | 28 | 24 | 33 | 18 | 22 | 25.0 |
| | II | 196 | 189 | 222 | 246 | 151 | 200.8 |
| | III | 185 | 205 | 197 | 258 | 143 | 197.6 |
| | V | 63 | 46 | 76 | 69 | 79 | 66.6 |
| **Total Statewide** | | 472 | 464 | 528 | 591 | 395 | 490.0 |

Does not include unreported harvest which may equal or exceed the reported harvest for some species.

[1] Two year average harvest.

[2] Three year average harvest.

[3] Four year average harvest.

# *REPORTED HARVEST TOTALS BY GMU BY YEAR*

| SPECIES | GMU | REPORTED HARVEST 88-89 | REPORTED HARVEST 89-90 | REPORTED HARVEST 90-91 | REPORTED HARVEST 91-92 | REPORTED HARVEST 92-93 | 5-YEAR AVERAGE HARVEST |
|---|---|---|---|---|---|---|---|
| **BEAVER** | 1 | 50 | 127 | 24 | 57 | 44 | 60.4 |
| | 2 | 103 | 406 | 172 | 257 | 63 | 200.2 |
| | 3 | 36 | 48 | 25 | 80 | 37 | 45.2 |
| | 4 | 5 | 8 | 4 | 11 | 0 | 5.6 |
| | 5 | 3 | 4 | 3 | 8 | 1 | 3.8 |
| | 6 | 2 | 20 | 66 | 61 | 23 | 34.4 |
| | 7 | 10 | 65 | 69 | 34 | 38 | 43.2 |
| | 8 | 35 | 78 | 57 | 79 | 65 | 62.8 |
| | 9 | 249 | 257 | 211 | 388 | 259 | 272.8 |
| | 11 | 24 | 11 | 17 | 4 | 5 | 12.2 |
| | 12 | 15 | 14 | 19 | 40 | 34 | 24.4 |
| | 13 | 183 | 160 | 135 | 181 | 227 | 177.2 |
| | 14 | 218 | 154 | 155 | 227 | 253 | 201.4 |
| | 15 | 41 | 29 | 66 | 33 | 92 | 52.2 |
| | 16 | 378 | 154 | 176 | 228 | 100 | 207.2 |
| | 17 | 970 | 1266 | 1097 | 1183 | 455 | 994.2 |
| | 18 | 3222 | 2101 | 1131 | 2365 | 605 | 1184.8 |
| | 19 | 1061 | 507 | 376 | 384 | 128 | 491.2 |
| | 20 | 1081 | 595 | 712 | 946 | 457 | 758.2 |
| | 21 | 1121 | 302 | 442 | 319 | 218 | 480.4 |
| | 22 | 14 | 27 | 5 | 19 | 16 | 16.2 |
| | 23 | 30 | 64 | 37 | 7 | 0 | 27.6 |
| | 24 | 316 | 282 | 388 | 120 | 78 | 236.8 |
| | 25 | 313 | 178 | 190 | 120 | 41 | 168.4 |
| **Total Statewide** | | 9480 | 6857 | 5577 | 7151 | 3239 | 6460.8 |
| **BISON** | 11 | 11 | 0 | 0 | 0 | 0 | 2.2 |
| | 19 | 21 | 34 | 29 | 36 | 14 | 26.8 |
| | 20 | 45 | 64 | 86 | 93 | 96 | 76.8 |
| **Total Statewide** | | 77 | 98 | 115 | 129 | 110 | 105.8 |
| **BLACK BEAR** | 1 | 203 | 183 | 245 | 211 | 141 | 196.6 |
| | 2 | 203 | 218 | 209 | 214 | 222 | 213.2 |
| | 3 | 199 | 189 | 157 | 159 | 161 | 173.0 |
| | 5 | 12 | 27 | 33 | 33 | 18 | 24.6 |
| | 6 | 188 | 201 | 253 | 238 | 206 | 217.2 |
| | 7 | 72 | 50 | 83 | 126 | 92 | 84.6 |
| | 9 | 0 | 2 | 1 | 0 | 3 | 1.2 |
| | 11 | 9 | 11 | 14 | 14 | 12 | 12.0 |
| | 12 | 26 | 19 | 26 | 18 | 36 | 25.0 |
| | 13 | 76 | 64 | 88 | 69 | 81 | 75.6 |
| | 14 | 97 | 101 | 71 | 90 | 80 | 87.8 |
| | 15 | 115 | 125 | 129 | 159 | 169 | 139.4 |
| | 16 | 138 | 118 | 126 | 150 | 109 | 128.2 |
| | 17 | 2 | 1 | 1 | 2 | 1 | 1.4 |
| | 18 | 0 | 0 | 0 | 0 | 1 | 0.2 |
| | 19 | 20 | 17 | 4 | 11 | 7 | 11.8 |
| | 20 | 203 | 165 | 270 | 193 | 313 | 228.8 |
| | 21 | 2 | 2 | 4 | 5 | 10 | 4.6 |
| | 24 | 1 | 1 | 2 | 1 | 2 | 1.4 |
| | 25 | 11 | 4 | 1 | 5 | 4 | 5.0 |
| **Total Statewide** | | 1577 | 1498 | 1717 | 1698 | 1668 | 1631.6 |

Does not include unreported harvest which may equal or exceed the reported harvest for some species.

# *REPORTED HARVEST TOTALS BY GMU BY YEAR*

| SPECIES | GMU | REPORTED HARVEST 88-89 | REPORTED HARVEST 89-90 | REPORTED HARVEST 90-91 | REPORTED HARVEST 91-92 | REPORTED HARVEST 92-93 | 5-YEAR AVERAGE HARVEST |
|---|---|---|---|---|---|---|---|
| **BROWN BEAR** | 1 | 23 | 20 | 27 | 25 | 39 | 26.8 |
| | 4 | 106 | 121 | 133 | 124 | 123 | 121.4 |
| | 5 | 30 | 29 | 34 | 41 | 39 | 34.6 |
| | 6 | 60 | 44 | 50 | 48 | 39 | 48.2 |
| | 7 | 1 | 3 | 1 | 1 | 9 | 3.0 |
| | 8 | 166 | 151 | 150 | 156 | 179 | 160.4 |
| | 9 | 16 | 557 | 10 | 542 | 14 | 227.8 |
| | 10 | 4 | 5 | 8 | 4 | 5 | 5.2 |
| | 11 | 8 | 12 | 9 | 3 | 6 | 7.6 |
| | 12 | 11 | 13 | 17 | 9 | 24 | 14.8 |
| | 13 | 73 | 98 | 85 | 75 | 110 | 88.2 |
| | 14 | 15 | 13 | 10 | 12 | 11 | 12.2 |
| | 15 | 11 | 3 | 10 | 10 | 14 | 9.6 |
| | 16 | 61 | 59 | 55 | 68 | 76 | 63.8 |
| | 17 | 46 | 28 | 54 | 45 | 49 | 44.4 |
| | 18 | 1 | 5 | 1 | 4 | 11 | 4.4 |
| | 19 | 30 | 34 | 38 | 31 | 56 | 37.8 |
| | 20 | 48 | 54 | 40 | 45 | 63 | 50.0 |
| | 21 | 4 | 10 | 8 | 6 | 16 | 8.8 |
| | 22 | 47 | 48 | 45 | 42 | 60 | 48.4 |
| | 23 | 34 | 31 | 37 | 34 | 54 | 38.0 |
| | 24 | 17 | 10 | 14 | 8 | 15 | 12.8 |
| | 25 | 40 | 24 | 20 | 16 | 20 | 24.0 |
| | 26 | 58 | 44 | 50 | 59 | 51 | 52.4 |
| **Total Statewide** | | 910 | 1416 | 905 | 1408 | 1083 | 1144.4 |
| **CARIBOU** | | | | | | | |
| | | Please see caribou herd summaries for additional information. | | | | | |
| **Total Statewide** | | 8424 | 7316 | 8271 | 8853 | 10486 | 8670.0 |
| **COYOTE** | 5 | n/a | n/a | n/a | n/a | n/a | n/a |
| | 6 | n/a | n/a | n/a | n/a | n/a | n/a |
| | 7 | n/a | n/a | n/a | n/a | n/a | n/a |
| | 9 | n/a | n/a | n/a | n/a | n/a | n/a |
| | 11 | n/a | n/a | n/a | n/a | n/a | n/a |
| | 12 | n/a | n/a | n/a | n/a | n/a | n/a |
| | 13 | n/a | n/a | n/a | n/a | n/a | n/a |
| | 14 | n/a | n/a | n/a | 58 | 42 | 50.0[1] |
| | 15 | n/a | n/a | n/a | n/a | n/a | n/a |
| | 16 | n/a | n/a | n/a | 6 | 8 | 7.0[1] |
| | 17 | n/a | n/a | n/a | n/a | n/a | n/a |
| | 18 | n/a | n/a | n/a | 2 | 2 | 2.0[1] |
| | 19 | n/a | 15 | n/a | 13 | n/a | 14.0[1] |
| | 20 | n/a | n/a | n/a | n/a | n/a | n/a |
| | 21 | n/a | n/a | n/a | n/a | n/a | n/a |
| | 24 | n/a | n/a | n/a | n/a | n/a | n/a |
| | 25 | n/a | n/a | n/a | n/a | n/a | n/a |
| | 26 | n/a | n/a | n/a | n/a | n/a | n/a |
| **Total Statewide** | | n/a | 15 | n/a | 79 | 52 | 48.7[2] |

Does not include unreported harvest which may equal or exceed the reported harvest for some species.

[1]Two year average harvest.

[2]Three year average harvest.

# *REPORTED HARVEST TOTALS BY GMU BY YEAR*

| SPECIES | GMU | REPORTED HARVEST 88-89 | REPORTED HARVEST 89-90 | REPORTED HARVEST 90-91 | REPORTED HARVEST 91-92 | REPORTED HARVEST 92-93 | 5-YEAR AVERAGE HARVEST |
|---|---|---|---|---|---|---|---|
| **DEER** | 1 | 1230 | 1154 | 1370 | 814 | 1339 | 1181.4 |
| | 2 | 2849 | 2806 | 3093 | 2466 | 3097 | 2862.2 |
| | 3 | 240 | 237 | 250 | 625 | 768 | 424.0 |
| | 4 | 11929 | 9819 | 12511 | 5635 | 7246 | 9428.0 |
| | 5 | n/a | n/a | n/a | 2 | n/a | n/a |
| | 6 | n/a | 1952 | 2318 | 1662 | 2062 | 1998.5[3] |
| | 8 | n/a | 10038 | 8106 | 8948 | 7043 | 8533.8[3] |
| **Total Statewide** | | 16248 | 26006 | 27648 | 20152 | 21555 | 22321.8 |
| **ELK** | 8 | 124 | 210 | 200 | 101 | 68 | 140.6 |
| **Total Statewide** | | 124 | 210 | 200 | 101 | 68 | 140.6 |
| **FOX** | 5 | n/a | n/a | n/a | n/a | n/a | n/a |
| | 7 | n/a | n/a | n/a | n/a | n/a | n/a |
| | 8 | n/a | n/a | n/a | n/a | n/a | n/a |
| | 9 | n/a | n/a | n/a | n/a | n/a | n/a |
| | 10 | n/a | n/a | n/a | n/a | n/a | n/a |
| | 11 | n/a | n/a | n/a | n/a | n/a | n/a |
| | 12 | n/a | n/a | n/a | n/a | n/a | n/a |
| | 13 | n/a | n/a | n/a | n/a | n/a | n/a |
| | 14 | n/a | n/a | n/a | 30 | 42 | 36.0[1] |
| | 15 | n/a | n/a | n/a | n/a | n/a | n/a |
| | 16 | n/a | n/a | n/a | 6 | 5 | 5.5[1] |
| | 17 | n/a | n/a | n/a | n/a | n/a | n/a |
| | 18 | n/a | 453 | n/a | 1311 | 205 | 656.3[2] |
| | 19 | n/a | 252 | 98 | 167 | n/a | 172.3[2] |
| | 20 | n/a | n/a | n/a | n/a | n/a | n/a |
| | 21 | n/a | n/a | n/a | n/a | n/a | n/a |
| | 22 | n/a | n/a | n/a | n/a | n/a | n/a |
| | 23 | n/a | n/a | n/a | n/a | n/a | n/a |
| | 24 | n/a | n/a | n/a | n/a | n/a | n/a |
| | 25 | n/a | n/a | n/a | n/a | n/a | n/a |
| | 26 | n/a | n/a | n/a | n/a | n/a | n/a |
| **Total Statewide** | | n/a | 705 | 98 | 1514 | 252 | 642.3[3] |
| **LYNX** | 1 | n/a | n/a | n/a | 9 | 29 | 19.0[1] |
| | 5 | 10 | 6 | 0 | 0 | 0 | 3.2 |
| | 6 | n/a | n/a | n/a | n/a | 4 | n/a |
| | 7 | 1 | 1 | 0 | 0 | 1 | 0.6 |
| | 9 | 12 | 12 | 14 | 26 | 51 | 23.0 |
| | 11 | 1 | 0 | 38 | 107 | 51 | 39.4 |
| | 12 | 70 | 77 | 134 | 174 | 232 | 136.4 |
| | 13 | 0 | 1 | 111 | 123 | 130 | 73.0 |
| | 14 | 0 | 0 | 13 | 15 | 11 | 7.8 |
| | 15 | 4 | 2 | 1 | 0 | 2 | 1.8 |
| | 16 | 0 | 0 | 0 | 1 | 3 | 0.8 |
| | 17 | 1 | 1 | 2 | 5 | 15 | 4.8 |
| | 18 | 17 | 7 | 4 | 4 | 18 | 10.0 |
| | 19 | 23 | 50 | 18 | 32 | 32 | 31.0 |
| | 20 | 237 | 344 | 287 | 701 | 443 | 402.4 |
| | 21 | 34 | 19 | 17 | 69 | 26 | 33.0 |
| | 22 | 4 | 3 | 2 | 5 | 4 | 3.6 |
| | 23 | 0 | 0 | 0 | 1 | 0 | 0.3 |

Does not include unreported harvest which may equal or exceed the reported harvest for some species.

[1]Two year average harvest.

[2]Three year average harvest.

[3]Four year average harvest.

# *REPORTED HARVEST TOTALS BY GMU BY YEAR*

| SPECIES | GMU | REPORTED HARVEST 88-89 | REPORTED HARVEST 89-90 | REPORTED HARVEST 90-91 | REPORTED HARVEST 91-92 | REPORTED HARVEST 92-93 | 5-YEAR AVERAGE HARVEST |
|---|---|---|---|---|---|---|---|
| **LYNX** | 24 | 76 | 113 | 138 | 158 | 111 | 119.2 |
| | 25 | 708 | 703 | 490 | 644 | 200 | 549.0 |
| | 26 | 0 | 0 | 4 | 0 | 3 | 1.4 |
| **Total Statewide** | | 1198 | 1339 | 1273 | 2074 | 1366 | 1450.0 |
| **MARTEN** | 1 | n/a | 840 | 767 | 1269 | 249 | 781.3[3] |
| | 2 | n/a | 907 | 501 | 700 | 575 | 670.8[3] |
| | 3 | n/a | 278 | 101 | 216 | 72 | 166.8[3] |
| | 4 | n/a | 653 | 708 | 2083 | 477 | 980.3[3] |
| | 5 | n/a | 22 | 83 | 47 | 20 | 43.0[3] |
| | 6 | n/a | n/a | n/a | n/a | n/a | n/a |
| | 7 | n/a | 22 | 56 | 27 | 32 | 34.3[3] |
| | 8 | n/a | n/a | n/a | n/a | n/a | n/a |
| | 11 | n/a | n/a | n/a | n/a | 1 | n/a |
| | 12 | n/a | n/a | n/a | n/a | n/a | n/a |
| | 13 | n/a | n/a | n/a | n/a | 23 | n/a |
| | 14 | n/a | n/a | n/a | 30 | 6 | 18.0[1] |
| | 15 | n/a | n/a | 0 | 2 | n/a | 0.7[1] |
| | 16 | n/a | n/a | n/a | 28 | 130 | 79.0[1] |
| | 17 | n/a | n/a | n/a | n/a | n/a | n/a |
| | 18 | n/a | 101 | n/a | 350 | 72 | 174.3[2] |
| | 19 | n/a | 3908 | 2875 | 3018 | n/a | 3267.0[2] |
| | 20 | n/a | n/a | n/a | n/a | n/a | n/a |
| | 21 | n/a | n/a | n/a | n/a | n/a | n/a |
| | 22 | n/a | n/a | n/a | n/a | n/a | n/a |
| | 24 | n/a | n/a | n/a | n/a | n/a | n/a |
| | 25 | n/a | n/a | n/a | n/a | 707 | n/a |
| **Total Statewide** | | n/a | 6731 | 5091 | 7770 | 2364 | 5489.0[3] |
| **MINK** | 1 | n/a | n/a | 232 | n/a | n/a | n/a |
| | 2 | n/a | n/a | 170 | n/a | n/a | n/a |
| | 3 | n/a | n/a | n/a | n/a | n/a | n/a |
| | 4 | n/a | n/a | n/a | n/a | n/a | n/a |
| | 5 | n/a | n/a | n/a | n/a | n/a | n/a |
| | 6 | n/a | n/a | n/a | n/a | n/a | n/a |
| | 7 | n/a | n/a | n/a | n/a | n/a | n/a |
| | 9 | n/a | n/a | n/a | n/a | n/a | n/a |
| | 10 | n/a | n/a | n/a | n/a | n/a | n/a |
| | 11 | n/a | n/a | n/a | n/a | n/a | n/a |
| | 12 | n/a | n/a | n/a | n/a | n/a | n/a |
| | 13 | n/a | n/a | n/a | n/a | n/a | n/a |
| | 14 | n/a | n/a | n/a | 73 | 113 | 93.0[1] |
| | 15 | n/a | n/a | n/a | n/a | n/a | n/a |
| | 16 | n/a | n/a | n/a | 11 | 5 | 8.0[1] |
| | 17 | n/a | n/a | n/a | n/a | n/a | n/a |
| | 18 | n/a | 5677 | n/a | 4256 | n/a | 4966.5[1] |
| | 19 | n/a | 113 | 191 | 121 | n/a | 141.7[2] |
| | 20 | n/a | n/a | n/a | n/a | n/a | n/a |
| | 21 | n/a | n/a | n/a | n/a | n/a | n/a |
| | 22 | n/a | n/a | n/a | n/a | n/a | n/a |
| | 23 | n/a | n/a | n/a | n/a | n/a | n/a |

Does not include unreported harvest which may equal or exceed the reported harvest for some species.

[1]Two year average harvest.

[2]Three year average harvest.

[3]Four year average harvest.

# *REPORTED HARVEST TOTALS BY GMU BY YEAR*

| SPECIES | GMU | REPORTED HARVEST 88-89 | REPORTED HARVEST 89-90 | REPORTED HARVEST 90-91 | REPORTED HARVEST 91-92 | REPORTED HARVEST 92-93 | 5-YEAR AVERAGE HARVEST |
|---|---|---|---|---|---|---|---|
| **MINK** | 24 | n/a | n/a | n/a | n/a | n/a | n/a |
| | 25 | n/a | n/a | n/a | n/a | n/a | n/a |
| | 26 | n/a | n/a | n/a | n/a | n/a | n/a |
| **Total Statewide** | | n/a | 5790 | 593 | 4461 | 118 | 2740.5[3] |
| **MOOSE** | 1 | 139 | 117 | 127 | 80 | 97 | 112.0 |
| | 3 | 0 | 0 | 0 | 9 | 15 | 4.8 |
| | 5 | 59 | 57 | 71 | 69 | 57 | 62.6 |
| | 6 | 108 | 118 | 161 | 200 | 208 | 159.0 |
| | 7 | 58 | 80 | 101 | 102 | 105 | 89.2 |
| | 9 | 247 | 239 | 254 | 222 | 208 | 234.0 |
| | 11 | 48 | 52 | 32 | 42 | 23 | 39.4 |
| | 12 | 81 | 78 | 98 | 110 | 71 | 87.6 |
| | 13 | 1260 | 1178 | 521 | 689 | 628 | 855.2 |
| | 14 | 915 | 977 | 435 | 800 | 903 | 806.0 |
| | 15 | 411 | 414 | 390 | 570 | 411 | 439.2 |
| | 16 | 682 | 636 | 137 | 402 | 377 | 446.8 |
| | 17 | 189 | 175 | 225 | 268 | 262 | 223.8 |
| | 18 | 47 | 34 | 57 | 64 | 77 | 55.8 |
| | 19 | 637 | 561 | 498 | 476 | 511 | 536.6 |
| | 20 | 1071 | 1093 | 1145 | 1295 | 908 | 1102.4 |
| | 21 | 704 | 583 | 719 | 680 | 497 | 636.6 |
| | 22 | 376 | 290 | 350 | 301 | 289 | 321.2 |
| | 23 | 222 | 213 | 200 | 176 | 182 | 198.6 |
| | 24 | 137 | 128 | 146 | 144 | 134 | 137.8 |
| | 25 | 152 | 133 | 216 | 169 | 104 | 154.8 |
| | 26 | 103 | 69 | 93 | 101 | 109 | 95.0 |
| | Unknown | 39 | 32 | 23 | 35 | 49 | 35.6 |
| **Total Statewide** | | 7685 | 7257 | 5999 | 7004 | 6225 | 6834.0 |
| **MT. GOAT** | 1 | 127 | 134 | 135 | 81 | 115 | 118.4 |
| | 4 | 38 | 33 | 42 | 29 | 50 | 38.4 |
| | 5 | 5 | 8 | 13 | 8 | 4 | 7.6 |
| | 6 | 85 | 41 | 67 | 50 | 51 | 58.8 |
| | 7 | 78 | 53 | 53 | 73 | 105 | 72.4 |
| | 8 | 24 | 27 | 29 | 32 | 39 | 30.2 |
| | 11 | 15 | 17 | 16 | 25 | 17 | 18.0 |
| | 13 | 2 | 4 | 5 | 8 | 5 | 4.8 |
| | 14 | 30 | 26 | 32 | 40 | 39 | 33.4 |
| | 15 | 53 | 47 | 44 | 61 | 72 | 55.4 |
| **Total Statewide** | | 457 | 390 | 436 | 407 | 497 | 437.4 |
| **MUSKOX** | 18 | 95 | 101 | 95 | 109 | 101 | 100.2 |
| | 26 | 8 | 10 | 4 | 4 | 8 | 6.8 |
| **Total Statewide** | | 103 | 111 | 99 | 113 | 109 | 107.0 |
| **OTTER** | 1 | 81 | 133 | 141 | 101 | 94 | 110.0 |
| | 2 | 92 | 154 | 40 | 43 | 66 | 79.0 |
| | 3 | 54 | 70 | 46 | 69 | 12 | 50.2 |
| | 4 | 119 | 149 | 65 | 131 | 149 | 122.6 |
| | 5 | 0 | 0 | 1 | 1 | 6 | 1.6 |
| | 6 | 62 | 18 | 59 | 89 | 74 | 60.4 |
| | 7 | 1 | 12 | 22 | 12 | 5 | 10.4 |
| | 8 | 87 | 96 | 80 | 144 | 91 | 99.6 |

Does not include unreported harvest which may equal or exceed the reported harvest for some species.

# *REPORTED HARVEST TOTALS BY GMU BY YEAR*

| SPECIES | GMU | REPORTED HARVEST 88-89 | REPORTED HARVEST 89-90 | REPORTED HARVEST 90-91 | REPORTED HARVEST 91-92 | REPORTED HARVEST 92-93 | 5-YEAR AVERAGE HARVEST |
|---|---|---|---|---|---|---|---|
| **OTTER** | 9 | 139 | 76 | 84 | 151 | 104 | 110.8 |
| | 10 | 3 | 1 | 0 | 0 | 0 | 0.8 |
| | 11 | 2 | 4 | 0 | 1 | 1 | 1.6 |
| | 12 | 2 | 1 | 1 | 6 | 8 | 3.6 |
| | 13 | 23 | 5 | 19 | 23 | 23 | 18.6 |
| | 14 | 8 | 24 | 10 | 26 | 16 | 16.8 |
| | 15 | 17 | 16 | 21 | 21 | 38 | 22.6 |
| | 16 | 47 | 20 | 15 | 22 | 14 | 23.6 |
| | 17 | 144 | 117 | 156 | 103 | 83 | 120.6 |
| | 18 | 556 | 327 | 328 | 425 | 346 | 396.4 |
| | 19 | 54 | 46 | 38 | 39 | 27 | 40.8 |
| | 20 | 64 | 31 | 17 | 40 | 23 | 35.0 |
| | 21 | 46 | 28 | 44 | 26 | 10 | 30.8 |
| | 22 | 0 | 2 | 1 | 2 | 4 | 1.8 |
| | 23 | 6 | 4 | 6 | 3 | 3 | 4.4 |
| | 24 | 9 | 8 | 5 | 1 | 6 | 5.8 |
| | 25 | 4 | 3 | 1 | 6 | 5 | 3.8 |
| | 26 | 0 | 1 | 0 | 0 | 0 | 0.2 |
| **Total Statewide** | | 1620 | 1346 | 1200 | 1485 | 1208 | 1371.8 |
| **SHEEP** | 7 | 8 | 2 | 8 | 14 | 5 | 7.4 |
| | 9 | 2 | 4 | 1 | 2 | 1 | 2.0 |
| | 11 | 118 | 105 | 147 | 170 | 159 | 139.8 |
| | 12 | 283 | 280 | 266 | 324 | 201 | 270.8 |
| | 13 | 164 | 149 | 162 | 148 | 114 | 147.4 |
| | 14 | 119 | 152 | 132 | 138 | 124 | 133.0 |
| | 15 | 34 | 7 | 25 | 26 | 28 | 24.0 |
| | 16 | 24 | 9 | 18 | 15 | 15 | 16.2 |
| | 17 | 1 | 0 | 0 | 0 | 0 | 0.2 |
| | 19 | 131 | 128 | 134 | 122 | 110 | 125.0 |
| | 20 | 216 | 235 | 159 | 171 | 118 | 179.8 |
| | 23 | 46 | 59 | 33 | 12 | 7 | 31.4 |
| | 24 | 36 | 26 | 24 | 51 | 50 | 37.4 |
| | 25 | 65 | 68 | 75 | 61 | 55 | 64.8 |
| | 26 | 182 | 224 | 216 | 203 | 143 | 193.6 |
| | Unknown | 7 | 6 | 6 | 2 | 2 | 4.6 |
| **Total Statewide** | | 1436 | 1454 | 1406 | 1459 | 1132 | 1377.4 |
| **WATERFOWL:** | | | | | | | |
| **DUCKS** | | | | | | | |
| | | Please see waterfowl tables for additional information for waterfowl. | | | | | |
| **Total Statewide** | | n/a | 52287 | 79817 | n/a | 57804 | 63302.7[1] |
| **GEESE** | | | | | | | |
| | | Please see waterfowl tables for additional information for waterfowl. | | | | | |
| **Total Statewide** | | n/a | 5710 | 8019 | n/a | 6335 | 6688.0[1] |

Does not include unreported harvest which may equal or exceed the reported harvest for some species.

[1]Three year average harvest.

# *REPORTED HARVEST TOTALS BY GMU BY YEAR*

| SPECIES | GMU | REPORTED HARVEST 88-89 | REPORTED HARVEST 89-90 | REPORTED HARVEST 90-91 | REPORTED HARVEST 91-92 | REPORTED HARVEST 92-93 | 5-YEAR AVERAGE HARVEST |
|---|---|---|---|---|---|---|---|
| **WOLF** | 1 | 36 | 69 | 34 | 48 | 58 | 49.0 |
| | 2 | 45 | 32 | 66 | 86 | 105 | 66.8 |
| | 3 | 10 | 22 | 18 | 51 | 26 | 25.4 |
| | 5 | 7 | 13 | 7 | 11 | 4 | 8.4 |
| | 6 | 4 | 6 | 4 | 6 | 3 | 4.6 |
| | 7 | 2 | 3 | 3 | 2 | 3 | 2.6 |
| | 9 | 58 | 38 | 26 | 89 | 33 | 48.8 |
| | 10 | 6 | 1 | 3 | 3 | 0 | 2.6 |
| | 11 | 25 | 24 | 37 | 30 | 33 | 29.8 |
| | 12 | 19 | 18 | 73 | 32 | 52 | 38.8 |
| | 13 | 32 | 84 | 144 | 114 | 93 | 93.4 |
| | 14 | 1 | 2 | 2 | 3 | 10 | 3.6 |
| | 15 | 16 | 18 | 6 | 7 | 16 | 12.6 |
| | 16 | 7 | 10 | 5 | 5 | 8 | 7.0 |
| | 17 | 24 | 30 | 19 | 37 | 19 | 25.8 |
| | 18 | 17 | 4 | 1 | 4 | 0 | 5.2 |
| | 19 | 110 | 134 | 128 | 96 | 33 | 100.2 |
| | 20 | 111 | 123 | 167 | 184 | 197 | 156.4 |
| | 21 | 79 | 116 | 91 | 62 | 48 | 79.2 |
| | 22 | 20 | 43 | 31 | 48 | 18 | 32.0 |
| | 23 | 84 | 54 | 40 | 55 | 68 | 60.2 |
| | 24 | 77 | 34 | 53 | 85 | 79 | 65.6 |
| | 25 | 27 | 38 | 68 | 64 | 81 | 55.6 |
| | 26 | 41 | 25 | 63 | 40 | 64 | 46.6 |
| **Total Statewide** | | 858 | 941 | 1089 | 1162 | 1051 | 1020.2 |
| **WOLVERINE** | 1 | 28 | 24 | 28 | 16 | 19 | 23.0 |
| | 3 | 0 | 0 | 2 | 2 | 1 | 1.0 |
| | 5 | 0 | 0 | 3 | 0 | 2 | 1.0 |
| | 6 | 11 | 8 | 10 | 10 | 19 | 11.6 |
| | 7 | 12 | 7 | 11 | 16 | 11 | 11.4 |
| | 9 | 64 | 76 | 70 | 91 | 47 | 69.6 |
| | 11 | 7 | 12 | 13 | 10 | 5 | 9.4 |
| | 12 | 15 | 10 | 14 | 27 | 13 | 15.8 |
| | 13 | 17 | 24 | 35 | 36 | 32 | 28.8 |
| | 14 | 10 | 8 | 16 | 8 | 9 | 10.2 |
| | 15 | 14 | 12 | 10 | 3 | 5 | 8.8 |
| | 16 | 15 | 13 | 8 | 21 | 13 | 14.0 |
| | 17 | 46 | 29 | 49 | 51 | 10 | 37.0 |
| | 18 | 6 | 2 | 9 | 6 | 8 | 6.2 |
| | 19 | 27 | 45 | 56 | 54 | 42 | 44.8 |
| | 20 | 46 | 40 | 30 | 62 | 27 | 41.0 |
| | 21 | 23 | 30 | 23 | 29 | 8 | 22.6 |
| | 22 | 16 | 21 | 32 | 29 | 24 | 24.4 |
| | 23 | 40 | 17 | 28 | 32 | 36 | 30.6 |
| | 24 | 23 | 22 | 17 | 30 | 8 | 25.0 |
| | 25 | 46 | 54 | 51 | 53 | 41 | 49.0 |
| | 26 | 6 | 10 | 13 | 5 | 15 | 9.8 |
| **Total Statewide** | | 472 | 464 | 528 | 591 | 395 | 490.0 |

Does not include unreported harvest which may equal or exceed the reported harvest for some species.



# *CARIBOU HUNT INFORMATION BY HERD BY YEAR*

| YEAR | GENERAL SEASONS NO. OF HUNTERS | % SUCC. | TOTAL REPTD HARVEST | DRAWING PERMITS NO. OF PERMITS | NO. OF HUNTERS | % SUCC. | TOTAL REPTD HARVEST | REGISTRATION PERMITS NO. OF PERMITS | NO. OF HUNTERS | % SUCC. | TOTAL REPTD HARVEST | TOTAL HUNTERS | EST. HARVEST LOW | EST. HARVEST HIGH |
|---|---|---|---|---|---|---|---|---|---|---|---|---|---|---|
| **ADAK** | | | | | | | | | | | | | | |
| 88 | 0 | | | 0 | | | | 352 | 249 | 59.04 | 147 | 249 | 147 | 147 |
| 89 | 0 | | | 0 | | | | 446 | 309 | 58.25 | 212 | 309 | 212 | 212 |
| 90 | 0 | | | 0 | | | | 377 | 267 | 83.00 | 201 | 300 | 201 | 201 |
| 91 | 0 | | | 0 | | | | 403 | 284 | 47.89 | 198 | 284 | 198 | 198 |
| 92 | 0 | | | 0 | | | | 346 | 172 | 56.39 | 137 | 172 | 137 | 137 |
| **ANDREAFSKY** | | | | | | | | | | | | | | |
| 88 | n/a | n/a | n/a | 0 | | | | 0 | | | | n/a | n/a | n/a |
| 89 | n/a | n/a | n/a | 0 | | | | 0 | | | | n/a | n/a | n/a |
| 90 | n/a | n/a | n/a | 0 | | | | 0 | | | | n/a | n/a | n/a |
| 91 | n/a | n/a | n/a | 0 | | | | 0 | | | | n/a | n/a | n/a |
| 92 | n/a | n/a | n/a | 0 | | | | 0 | | | | n/a | n/a | n/a |
| **BEAVER MOUNTAINS** | | | | | | | | | | | | | | |
| 88 | 10 | 30.00 | 3 | 0 | | | | 0 | | | | 10 | 3 | 3 |
| 89 | 22 | 54.55 | 12 | 0 | | | | 0 | | | | 22 | 12 | 12 |
| 90 | 6 | 66.66 | 4 | | | | | 0 | | | | 6 | 4 | 4 |
| 91 | 22 | 59.09 | 13 | 0 | | | | 0 | | | | 22 | 13 | 13 |
| 92 | 7 | 71.43 | 5 | 0 | | | | 0 | | | | 7 | 5 | 5 |
| **BIG RIVER** | | | | | | | | | | | | | | |
| 88 | 78 | 64.10 | 50 | 0 | | | | 0 | | | | 78 | 50 | 50 |
| 89 | 79 | 62.03 | 49 | 0 | | | | 0 | | | | 79 | 49 | 49 |
| 90 | 61 | 85.24 | 52 | 0 | | | | 0 | | | | 61 | 52 | 52 |
| 91 | 85 | 74.11 | 63 | 0 | | | | 0 | | | | 85 | 63 | 63 |
| 92 | 39 | 71.79 | 28 | 0 | | | | 0 | | | | 39 | 28 | 28 |
| **CENTRAL ARCTIC** | | | | | | | | | | | | | | |
| 88 | 255 | n/a | 186 | 0 | | | | 0 | | | | 255 | 286 | 386 |
| 89 | 223 | n/a | 141 | 0 | | | | 0 | | | | 223 | 141 | 141 |
| 90 | 173 | n/a | 112 | 0 | | | | 0 | | | | 173 | 112 | 112 |
| 91 | 618 | 56.63 | 408 | 0 | | | | 0 | | | | 618 | 408 | 408 |
| 92 | n/a | n/a | 386 | 0 | | | | 0 | | | | n/a | 386 | 386 |

| HERD COMMENTS | 88 | 89 | 90 | 91 | 92 |
|---|---|---|---|---|---|
| ADAK | REGISTRATION HUNT WAS SUBSISTENCE ONLY. | | | MULTIPLE BAG LIMIT | MULTIPLE BAG LIMIT |
| ANDREAFSKY | HARVEST UNKNOWN, PROBABLY LOW. | HARVEST UNKNOWN, PROBABLY LOW | HARVEST UNKNOWN, PROBABLY LOW | HERD MAY BE NONEXISTENT | HERD MAY BE NONEXISTENT |
| BEAVER MOUNTAINS | | | NO EST. OF UNREPORTED HARVEST. INCLUDES KUSKOKWIM MTS. | INCLUDES KUSKOKWIM MTS. | INCLUDES KUSKOKWIM MTS. |
| BIG RIVER | | NO EST. OF UNREPORTED HARVEST | NO EST. OF UNREPORTED HARVEST | | |
| CENTRAL ARCTIC | | | | MULTIPLE BAG LIMIT | MULTIPLE BAG LIMIT |

# CARIBOU HUNT INFORMATION BY HERD BY YEAR

| YEAR | GENERAL SEASONS NO. OF HUNTERS | % SUCC. | TOTAL REPTD HARVEST | DRAWING PERMITS NO. OF PERMITS | NO. OF HUNTERS | % SUCC. | TOTAL REPTD HARVEST | REGISTRATION PERMITS NO. OF PERMITS | NO. OF HUNTERS | % SUCC. | TOTAL REPTD HARVEST | TOTAL HUNTERS | EST. HARVEST LOW | EST. HARVEST HIGH |
|---|---|---|---|---|---|---|---|---|---|---|---|---|---|---|
| **CHISANA** | | | | | | | | | | | | | | |
| 88 | 58 | 84.48 | 49 | 0 | | | | 0 | | | | 58 | 64 | n/a |
| 89 | 38 | 89.47 | 34 | 0 | | | | 0 | | | | 38 | 49 | n/a |
| 90 | 43 | 67.00 | 29 | 0 | | | | 0 | | | | 43 | 39 | 47 |
| 91 | 0 | | | 0 | | | | 0 | | | | 0 | 0 | 0 |
| 92 | 29 | 58.62 | 17 | 0 | | | | 0 | | | | 29 | 22 | 27 |
| **DELTA** | | | | | | | | | | | | | | |
| 88 | 440 | 59.32 | 261 | 200 | 144 | 79.17 | 114 | 0 | | | | 584 | 467 | 467 |
| 89 | 571 | 62.52 | 357 | 200 | 156 | 75.00 | 117 | 0 | | | | 727 | 684 | 684 |
| 90 | 418 | 46.00 | 193 | 350 | 93 | 100.00 | 93 | 150 | 72 | 100.00 | 72 | 583 | 358 | 456 |
| 91 | 416 | 49.04 | 204 | 200 | 147 | 66.67 | 98 | 0 | | | | 563 | 402 | 452 |
| 92 | 0 | | | 0 | | | | 0 | | | | 0 | 0 | 0 |
| **DENALI** | | | | | | | | | | | | | | |
| 88 | 0 | | | 0 | | | | 0 | | | | 0 | 0 | 0 |
| 89 | 0 | | | 0 | | | | 0 | | | | 0 | 0 | 0 |
| 90 | 0 | | | 0 | | | | 0 | | | | 0 | 0 | 0 |
| 91 | 0 | | | 0 | | | | 0 | | | | 0 | 0 | 0 |
| 92 | 0 | | | 0 | | | | 0 | | | | 0 | 0 | 0 |
| **FORTYMILE** | | | | | | | | | | | | | | |
| 88 | 976 | 41.50 | 405 | 0 | | | | 0 | | | | 976 | 793 | n/a |
| 89 | 258 | 46.90 | 121 | 750 | 516 | 11.05 | 57 | n/a | n/a | n/a | 246 | n/a | 498 | 498 |
| 90 | 88 | 56.00 | 49 | 0 | | | | 1478 | 1055 | 25.02 | 264 | 1143 | 313 | 345 |
| 91 | 424 | 23.58 | 100 | 0 | | | | 1951 | 1553 | 22.22 | 345 | 1977 | 445 | 506 |
| 92 | n/a | n/a | 60 | 0 | | | | 1050 | 988 | 34.11 | 337 | n/a | 397 | 403 |
| **FOX RIVER** | | | | | | | | | | | | | | |
| 88 | 0 | | | 0 | | | | 0 | | | | 0 | 0 | 0 |
| 89 | 0 | | | 0 | | | | 0 | | | | 0 | 0 | 0 |
| 90 | 0 | | | 0 | | | | 0 | | | | 0 | 0 | 0 |
| 91 | 0 | | | 0 | | | | 0 | | | | 0 | 0 | 0 |
| 92 | 0 | | | 0 | | | | 0 | | | | 0 | 0 | 0 |

| HERD COMMENTS | 88 | 89 | 90 | 91 | 92 |
|---|---|---|---|---|---|
| CHISANA | | 15 CARIBOU HARVESTED IN CANADA | | | |
| DELTA | | SUCCESS RATES APPROXIMATE. | REG. HUNTS CLOSED BY EMERGENCY ORDER | REG. HUNTS CLOSED EMERGENCY ORDER. INCLUDES YANERT HERD. | NO OPEN SEASON. INCLUDES YANERT HERD |
| DENALI | NO OPEN SEASON—NO KNOWN HARVEST | NO OPEN SEASON—NO KNOWN HARVEST | NO OPEN SEASON—NO KNOWN HARVEST. | NO OPEN SEASON—NO KNOWN HARVEST. | NO OPEN SEASON—NO KNOWN HARVEST. |
| FORTYMILE | | NO SUCCESS EST. FOR REG. HUNT (OVERLAP NELCHINA HERD) | REG. TOTALS INCL. 2 ILL. KILLS | GENERAL SEASON & REG. HUNTS CLOSED EARLY | GENERAL SEASON & REG. HUNTS CLOSED EARLY |
| FOX RIVER | NO OPEN SEASON | NO OPEN SEASON | NO OPEN SEASON. | NO OPEN SEASON. | NO OPEN SEASON. |

# CARIBOU HUNT INFORMATION BY HERD BY YEAR

| YEAR | GENERAL SEASONS NO. OF HUNTERS | % SUCC. | TOTAL REPTD HARVEST | DRAWING PERMITS NO. OF PERMITS | NO. OF HUNTERS | % SUCC. | TOTAL REPTD HARVEST | REGISTRATION PERMITS NO. OF PERMITS | NO. OF HUNTERS | % SUCC. | TOTAL REPTD HARVEST | TOTAL HUNTERS | EST. HARVEST LOW | EST. HARVEST HIGH |
|---|---|---|---|---|---|---|---|---|---|---|---|---|---|---|
| **GALENA MOUNTAIN** | | | | | | | | | | | | | | |
| 88 | 6 | 100.00 | 6 | 0 | | | | 0 | | | | 6 | 6 | 6 |
| 89 | 5 | 20.00 | 1 | 0 | | | | 0 | | | | 5 | 1 | 1 |
| 90 | | | | 0 | | | | 0 | | | | 0 | 0 | 0 |
| 91 | n/a | n/a | n/a | 0 | | | | 0 | | | | n/a | n/a | n/a |
| 92 | 6 | 83.33 | 5 | 0 | | | | 0 | | | | 6 | 5 | 5 |
| **KENAI LOWLANDS** | | | | | | | | | | | | | | |
| 88 | 0 | | | 3 | 3 | 100.00 | 3 | 0 | | | | 3 | 3 | 3 |
| 89 | 0 | | | 3 | 3 | 66.67 | 2 | 0 | | | | 3 | 2 | 2 |
| 90 | 0 | | | 3 | 3 | 66.67 | 2 | 0 | | | | 3 | 2 | 2 |
| 91 | 0 | | | 3 | 3 | 66.67 | 2 | 0 | | | | 3 | 2 | 2 |
| 92 | 0 | | | 3 | 3 | 33.33 | 1 | 0 | | | | 3 | 1 | 1 |
| **KENAI MOUNTAINS** | | | | | | | | | | | | | | |
| 88 | 0 | | | 150 | 80 | 31.25 | 25 | 0 | | | | 80 | 25 | 25 |
| 89 | 0 | | | 150 | 62 | 22.58 | 14 | 0 | | | | 62 | 14 | 14 |
| 90 | 0 | | | 50 | 30 | 23.33 | 7 | 0 | | | | 30 | 7 | 7 |
| 91 | 0 | | | 100 | 53 | 30.19 | 16 | 0 | | | | 53 | 16 | 16 |
| 92 | 0 | | | 100 | 53 | 28.30 | 15 | 0 | | | | 53 | 15 | 15 |
| **KILBUCK MOUNTAINS** | | | | | | | | | | | | | | |
| 88 | | | | 0 | | | | 0 | | | | | 33 | 33 |
| 89 | 1 | 100.00 | 1 | 0 | | | | n/a | n/a | n/a | 42 | n/a | 43 | 43 |
| 90 | | | | 0 | | | | 0 | | | | 0 | 6 | 6 |
| 91 | | | | 0 | | | | 74 | 23 | 86.96 | 22 | 23 | 22 | 28 |
| 92 | | | | 0 | | | | 404 | 192 | 45.31 | 87 | 192 | 87 | 99 |
| **KILLEY RIVER** | | | | | | | | | | | | | | |
| 88 | 0 | | | 0 | | | | 0 | | | | n/a | n/a | n/a |
| 89 | 0 | | | 0 | | | | 0 | | | | n/a | n/a | n/a |
| 90 | 0 | | | 0 | | | | 0 | | | | n/a | n/a | n/a |
| 91 | 0 | | | 0 | | | | 0 | | | | 0 | 0 | 0 |
| 92 | 0 | | | 0 | | | | 0 | | | | 0 | 0 | 0 |

| HERD COMMENTS | 88 | 89 | 90 | 91 | 92 |
|---|---|---|---|---|---|
| GALENA MOUNTAIN | | | INCLUDES KOKRINES HERD (PART) | INCLUDED IN KOKRINES HERD | |
| KENAI LOWLANDS | | | | | |
| KENAI MOUNTAINS | | | | | |
| KILBUCK MTNS | ILLEGAL HARVEST = 33 | NO LEGAL HARVEST OF HERD | ILLEGAL HARVEST=6. | MULTIPLE BAG LIMIT. STATE TIER II CANCELLED | TOTAL INCLUDES COMBINED STATE AND FEDERAL REG. HUNT |
| KILLEY RIVER | NO OPEN SEASON. | NO OPEN SEASON. | NO OPEN SEASON. | NO OPEN SEASON. | NO OPEN SEASON |

# CARIBOU HUNT INFORMATION BY HERD BY YEAR

| YEAR | GENERAL SEASONS NO. OF HUNTERS | % SUCC. | TOTAL REPTD HARVEST | DRAWING PERMITS NO. OF PERMITS | NO. OF HUNTERS | % SUCC. | TOTAL REPTD HARVEST | REGISTRATION PERMITS NO. OF PERMITS | NO. OF HUNTERS | % SUCC. | TOTAL REPTD HARVEST | TOTAL HUNTERS | EST. HARVEST LOW | EST. HARVEST HIGH |
|---|---|---|---|---|---|---|---|---|---|---|---|---|---|---|
| **KOKRINES** | | | | | | | | | | | | | | |
| 91 | 33 | 9.10 | 3 | 0 | | | | 0 | | | | 33 | 3 | 13 |
| 92 | n/a | n/a | n/a | 0 | | | | 0 | | | | n/a | n/a | n/a |
| **KUSKOKWIM MOUNTAINS** | | | | | | | | | | | | | | |
| 88 | n/a | n/a | n/a | 0 | | | | 0 | | | | n/a | n/a | n/a |
| 89 | n/a | n/a | n/a | 0 | | | | 0 | | | | n/a | n/a | n/a |
| 90 | 3 | 0.00 | 0 | 0 | | | | 0 | | | | 3 | 0 | 0 |
| 91 | n/a | n/a | n/a | 0 | | | | 0 | | | | n/a | n/a | n/a |
| 92 | n/a | n/a | n/a | 0 | | | | 0 | | | | n/a | n/a | n/a |
| **MACOMB** | | | | | | | | | | | | | | |
| 88 | n/a | n/a | 4 | 150 | 65 | 55.38 | 36 | 0 | | | | n/a | 40 | 40 |
| 89 | 0 | | | 150 | 80 | 52.50 | 42 | n/a | 5 | 40.00 | 2 | 85 | 44 | 44 |
| 90 | 0 | | | 0 | | | | 351 | 198 | 22.00 | 43 | 198 | 43 | 43 |
| 91 | 0 | | | 0 | | | | 318 | 208 | 24.04 | 50 | 208 | 50 | 50 |
| 92 | 0 | | | 0 | | | | 0 | | | | 0 | 0 | 0 |
| **MENTASTA** | | | | | | | | | | | | | | |
| 88 | 0 | | | 100 | 65 | 35.38 | 23 | 68 | 48 | 54.17 | 26 | 113 | 49 | 49 |
| 89 | 0 | | | 100 | 39 | 46.15 | 18 | 58 | 58 | 46.55 | 27 | 97 | 45 | 45 |
| 90 | 0 | | | 0 | | | | n/a | 99 | 29.00 | 29 | 99 | 29 | 29 |
| 91 | 0 | | | 0 | | | | 170 | 131 | 19.85 | 26 | 131 | 26 | 26 |
| 92 | 0 | | | 0 | | | | 0 | | | | 0 | 0 | 0 |
| **MULCHATNA** | | | | | | | | | | | | | | |
| 88 | n/a | n/a | 1461 | 0 | | | | 0 | | | | n/a | 2961 | n/a |
| 89 | 1289 | n/a | 1204 | 0 | | | | 0 | | | | 1289 | 1204 | 1204 |
| 90 | 1135 | 86.78 | 1151 | 0 | | | | 0 | | | | 1135 | 1500 | 2651 |
| 91 | 1886 | 85.52 | 1936 | 0 | | | | 0 | | | | 1886 | 2086 | 3436 |
| 92 | 1822 | 90.66 | 1979 | 0 | | | | 0 | | | | 1822 | 3000 | 5000 |

| HERD COMMENTS | 88 | 89 | 90 | 91 | 92 |
|---|---|---|---|---|---|
| KOKRINES | | | | INCLUDES RAY MTS., WOLF MTS., & GALENA MTS. HERDS | SEE RAY MTS., WOLF MTS., & GALENA MTS. HERDS |
| KUSKOKWIM MTS. | INCLUDED IN BEAVER MTS. HERD | INCLUDED IN BEAVER MTS. HERD | INCLUDED IN BEAVER MTS. HERD | INCLUDED IN BEAVER MTS HERD | INCLUDED IN BEAVER MTS. HERD |
| MACOMB | GEN. HUNT WAS SUBSISTENCE ONLY | REG. HUNT WAS SUBSISTENCE ONLY | | REG. HUNT CLOSED EARLY | REG. HUNT NOT HELD |
| MENTASTA | | MAY BE ADDITIONAL HARVEST; (OVERLAP NELCHINA & FORTYMILE HERDS) | | | FEDERAL REG. HUNT CLOSED |
| MULCHATNA | | 54% OF REPORTS RETURNED =NONRES. UNREP. HARVEST IS HIGH | | MULTIPLE BAG LIMIT. HIGH UNREPORTED HARVEST | MULTIPLE BAG LIMIT. HIGH UNREPORTED HARVEST |

# CARIBOU HUNT INFORMATION BY HERD BY YEAR

| YEAR | GENERAL SEASONS NO. OF HUNTERS | % SUCC. | TOTAL REPTD HARVEST | DRAWING PERMITS NO. OF PERMITS | NO. OF HUNTERS | % SUCC. | TOTAL REPTD HARVEST | REGISTRATION PERMITS NO. OF PERMITS | NO. OF HUNTERS | % SUCC. | TOTAL REPTD HARVEST | TOTAL HUNTERS | EST. HARVEST LOW | EST. HARVEST HIGH |
|---|---|---|---|---|---|---|---|---|---|---|---|---|---|---|
| **N. ALASKA PENINSULA** | | | | | | | | | | | | | | |
| 88 | n/a | n/a | 988 | 0 | | | | 0 | | | | n/a | 2300 | n/a |
| 89 | n/a | n/a | 896 | 0 | | | | 0 | | | | n/a | 2327 | 2427 |
| 90 | 740 | 87.00 | 892 | 0 | | | | 0 | | | | 740 | 892 | 892 |
| 91 | 787 | 79.28 | 806 | 0 | | | | 2 | 1 | 0.00 | 0 | 788 | 1606 | 2006 |
| 92 | 797 | 81.30 | 885 | 0 | | | | 0 | | | | 797 | 1685 | 2085 |
| **NELCHINA** | | | | | | | | | | | | | | |
| 88 | 0 | | | 1775 | 1552 | 72.23 | 1121 | 1161 | 816 | 65.56 | 535 | 2368 | 1656 | 1656 |
| 89 | 0 | | | 2230 | 1890 | 74.02 | 1399 | 1434 | 930 | 62.47 | 581 | 2820 | 1980 | 1980 |
| 90 | 0 | | | 877 | 615 | 45.00 | 274 | 7788 | 5883 | 47.00 | 2746 | 6498 | 3020 | 3020 |
| 91 | 0 | | | 2802 | 2457 | 80.30 | 1973 | 3178 | 2234 | 43.87 | 983 | 4691 | 2956 | 3079 |
| 92 | 0 | | | 6503 | 5211 | 66.19 | 3449 | 2014 | 1212 | 40.26 | 488 | 6423 | 3937 | 4055 |
| **NUSHAGAK PENINSULA** | | | | | | | | | | | | | | |
| 88 | 0 | | | 0 | | | | 0 | | | | 0 | 0 | 0 |
| 89 | 0 | | | 0 | | | | 0 | | | | 0 | 0 | 0 |
| 90 | 0 | | | 0 | | | | 0 | | | | 0 | 0 | 0 |
| 91 | 0 | | | 0 | | | | 0 | | | | 0 | 0 | 2 |
| 92 | 0 | | | 0 | | | | 0 | | | | 0 | 0 | 0 |
| **PORCUPINE** | | | | | | | | | | | | | | |
| 88 | n/a | n/a | 89 | 0 | | | | 0 | | | | n/a | 2589 | 4589 |
| 89 | 116 | n/a | 112 | 0 | | | | 0 | | | | 116 | 612 | 912 |
| 90 | 11 | 29.00 | 20 | 0 | | | | 0 | | | | 11 | 20 | 20 |
| 91 | 143 | 49.65 | 104 | 0 | | | | 0 | | | | 143 | 104 | 104 |
| 92 | n/a | n/a | 244 | 0 | | | | 0 | | | | n/a | 244 | 454 |
| **RAINY PASS** | | | | | | | | | | | | | | |
| 88 | 77 | 72.73 | 56 | 0 | | | | 0 | | | | 77 | 56 | 56 |
| 89 | 131 | 64.12 | 84 | 0 | | | | 0 | | | | 131 | 84 | 84 |
| 90 | 157 | 70.00 | 110 | 0 | | | | 0 | | | | 157 | 110 | 110 |
| 91 | 95 | 70.53 | 67 | 0 | | | | 0 | | | | 95 | 67 | 67 |
| 92 | 142 | 64.79 | 93 | 0 | | | | 0 | | | | 142 | 93 | 93 |

| HERD COMMENTS | 88 | 89 | 90 | 91 | 92 |
|---|---|---|---|---|---|
| N. ALASKA PENINSULA | | | | MULTIPLE BAG LIMIT | MULTIPLE BAG LIMIT |
| NELCHINA | | REG. HUNT INCL TETLIN/NORTHWAY HUNT. (FORTYMILE HERD) | % SUCCESS MAY BE HIGH-SUCCESSFUL & DID NOT HUNT WERE LUMPED. | DRAWING PERMIT FIGURES. REPRESENT STATE TIER II PERMIT HUNT. | DRAWING PERMIT FIGURES. REPRESENT STATE TIER II PERMIT HUNT. WINTER REG. HUNT IN GMU 20E CANCELLED. |
| NUSHAGAK PENINSULA | NO OPEN SEASON | NO OPEN SEASON | NO OPEN SEASON. | NO OPEN SEASON. 2 ILLEGAL KILLS | NO OPEN SEASON. |
| PORCUPINE | INCL EST OF CANADIAN & UNREP AK HARVEST. | | | MULTIPLE BAG LIMIT | MULTIPLE BAG LIMIT |
| RAINY PASS | | NO ESTIMATE OF UNREPORTED HARVEST | | | |

# CARIBOU HUNT INFORMATION BY HERD BY YEAR

| YEAR | GENERAL SEASONS NO. OF HUNTERS | % SUCC. | TOTAL REPTD HARVEST | DRAWING PERMITS NO. OF PERMITS | NO. OF HUNTERS | % SUCC. | TOTAL REPTD HARVEST | REGISTRATION PERMITS NO. OF PERMITS | NO. OF HUNTERS | % SUCC. | TOTAL REPTD HARVEST | TOTAL HUNTERS | EST. HARVEST LOW | HIGH |
|---|---|---|---|---|---|---|---|---|---|---|---|---|---|---|
| **RAY MOUNTAINS** | | | | | | | | | | | | | | |
| 88 | 2 | 100.00 | 2 | 0 | | | | 0 | | | | 2 | 2 | 2 |
| 89 | 20 | 35.00 | 7 | 0 | | | | 0 | | | | 20 | 7 | 7 |
| 90 | 17 | 15.00 | 3 | 0 | | | | 0 | | | | 17 | 3 | 3 |
| 91 | n/a | n/a | n/a | 0 | | | | 0 | | | | n/a | n/a | n/a |
| 92 | 11 | 45.45 | 5 | 0 | | | | 0 | | | | 11 | 5 | 15 |
| **S. ALASKA PENINSULA** | | | | | | | | | | | | | | |
| 88 | n/a | n/a | 48 | 0 | | | | 0 | | | | n/a | 148 | 198 |
| 89 | n/a | n/a | 59 | 0 | | | | 0 | | | | n/a | 109 | 159 |
| 90 | n/a | n/a | 55 | 0 | | | | 0 | | | | n/a | 55 | 55 |
| 91 | 40 | 87.50 | 35 | 0 | | | | 0 | | | | 40 | 35 | 35 |
| 92 | 36 | 69.44 | 25 | 0 | | | | 0 | | | | 36 | 25 | 25 |
| **SUNSHINE MOUNTAINS** | | | | | | | | | | | | | | |
| 88 | n/a | n/a | n/a | 0 | | | | 0 | | | | n/a | n/a | n/a |
| 89 | 2 | 100.00 | 2 | 0 | | | | 0 | | | | 2 | 2 | 2 |
| 90 | 2 | 100.00 | 2 | 0 | | | | 0 | | | | 2 | 2 | 2 |
| 91 | 0 | 0 | 0 | 0 | | | | 0 | | | | 0 | 0 | 0 |
| 92 | 2 | 100.00 | 2 | 0 | | | | 0 | | | | 2 | 2 | 2 |
| **TESHEKPUK** | | | | | | | | | | | | | | |
| 88 | n/a | n/a | n/a | 0 | | | | 0 | | | | n/a | n/a | n/a |
| 89 | n/a | n/a | n/a | 0 | | | | n/a | n/a | n/a | n/a | n/a | n/a | n/a |
| 90 | n/a | n/a | n/a | 0 | | | | 0 | | | | n/a | n/a | n/a |
| 91 | n/a | n/a | n/a | 0 | | | | 0 | | | | n/a | n/a | n/a |
| 92 | n/a | n/a | n/a | 0 | | | | 0 | | | | n/a | n/a | n/a |
| **TONZONA** | | | | | | | | | | | | | | |
| 88 | 18 | 38.89 | 7 | 0 | | | | 0 | | | | 18 | 7 | 7 |
| 89 | 16 | 75.00 | 12 | 0 | | | | 0 | | | | 16 | 12 | 12 |
| 90 | 22 | 68.20 | 15 | 0 | | | | 0 | | | | 22 | 15 | 15 |
| 91 | 40 | 90.00 | 36 | 0 | | | | 0 | | | | 40 | 36 | 36 |
| 92 | 10 | 50.00 | 5 | 0 | | | | 0 | | | | 10 | 5 | 5 |

| HERD COMMENTS | 88 | 89 | 90 | 91 | 92 |
|---|---|---|---|---|---|
| RAY MOUNTAINS | | | | INCLUDED IN KOKRINES HERD | |
| S. ALASKA PENINSULA | | | | | |
| SUNSHINE MOUNTAINS | INCLUDED IN BEAVER MTS HERD. | | | NO HUNT EFFORT | |
| TESHEKPUK | INCLUDED IN W. ARCTIC HERD. | INCLUDED IN W. ARCTIC HERD. | INCLUDED IN W. ARCTIC HERD | INCLUDED IN W. ARCTIC HERD | INCLUDED IN W. ARCTIC HERD. |
| TONZONA | | | | | |

# CARIBOU HUNT INFORMATION BY HERD BY YEAR

| YEAR | GENERAL SEASONS NO. OF HUNTERS | % SUCC. | TOTAL REPTD HARVEST | DRAWING PERMITS NO. PERMITS | NO. OF HUNTERS | % SUCC. | TOTAL REPTD HARVEST | REGISTRATION PERMITS NO. PERMITS | NO. OF HUNTERS | % SUCC. | TOTAL REPTD HARVEST | TOTAL HUNTERS | EST. HARVEST LOW | EST. HARVEST HIGH |
|---|---|---|---|---|---|---|---|---|---|---|---|---|---|---|
| **TUSTUMENA BENCH** | | | | | | | | | | | | | | |
| 88 | 0 | | | 0 | | | | 0 | | | | 0 | 0 | 0 |
| 89 | 0 | | | 0 | | | | 0 | | | | 0 | 0 | 0 |
| 90 | 0 | | | 0 | | | | 0 | | | | 0 | 0 | 0 |
| 91 | 0 | | | 0 | | | | 0 | | | | 0 | 0 | 0 |
| 92 | 0 | | | 0 | | | | 0 | | | | 0 | 0 | 0 |
| **WESTERN ARCTIC** | | | | | | | | | | | | | | |
| 88 | n/a | n/a | 486 | 0 | | | | 970 | n/a | n/a | 2215 | n/a | 11561 | n/a |
| 89 | n/a | n/a | 198 | 0 | | | | 635 | n/a | n/a | 1248 | n/a | 1446 | 1446 |
| 90 | 1087 | n/a | 1926 | 0 | | | | 0 | | | | 1087 | 1926 | 1926 |
| 91 | 618 | n/a | 1346 | 0 | | | | 0 | | | | 618 | 1346 | 1707 |
| 92 | n/a | n/a | 2213 | 0 | | | | 0 | | | | n/a | 2213 | 2600 |
| **WHITE MOUNTAINS** | | | | | | | | | | | | | | |
| 88 | 75 | 16.00 | 12 | 0 | | | | 0 | | | | 75 | 12 | 12 |
| 89 | 55 | 25.45 | 14 | 0 | | | | 0 | | | | 55 | 14 | 14 |
| 90 | 97 | 17.50 | 17 | 14 | 14 | 21.43 | 3 | 0 | | | | 111 | 20 | 20 |
| 91 | 163 | 11.66 | 19 | 100 | 12 | 0.00 | 0 | 0 | | | | 175 | 19 | 19 |
| 92 | 114 | 13.16 | 15 | 100 | 22 | 13.64 | 3 | 0 | | | | 136 | 18 | 18 |
| **WOLF MOUNTAIN** | | | | | | | | | | | | | | |
| 88 | 0 | 0.00 | 0 | 0 | | | | 0 | | | | 0 | 0 | 0 |
| 89 | 0 | 0.00 | 0 | 0 | | | | 0 | | | | 0 | 0 | 0 |
| 90 | 11 | 9.09 | 1 | 0 | | | | 0 | | | | 11 | 1 | 1 |
| 91 | n/a | n/a | n/a | 0 | | | | 0 | | | | n/a | n/a | n/a |
| 92 | 8 | 25.00 | 2 | 0 | | | | 0 | | | | 8 | 2 | 2 |
| **YANERT** | | | | | | | | | | | | | | |
| 88 | 100 | 64.00 | 64 | 25 | 15 | 13.33 | 2 | 0 | | | | 115 | 66 | 66 |
| 89 | 0 | | | 25 | 13 | 38.46 | 5 | 0 | | | | 13 | 5 | 5 |
| 90 | n/a | n/a | n/a | 0 | | | | 0 | | | | | | |
| 91 | n/a | n/a | n/a | 0 | | | | 0 | | | | n/a | n/a | n/a |
| 92 | n/a | n/a | n/a | 0 | | | | 0 | | | | n/a | n/a | n/a |

| HERD COMMENTS | 88 | 89 | 90 | 91 | 92 |
|---|---|---|---|---|---|
| TUSTUMENA BENCH | NO OPEN SEASON | NO OPEN SEASON | HERD SPLIT INTO FOX & KILLEY R. HERDS. | HERD SPLIT INTO FOX R. & KILLEY R. HERDS | HERD SPLIT INTO FOX R. & KILLEY R. HERDS |
| WESTERN ARCTIC | INCL EST. 8860 UNREP.HARVEST | NO EST. OF UNREP. HARV. INCL TESHEKPUK HERD | NO EST. OF UNREP. HARV. INCL. TESHEKPUK HERD | MULTIPLE BAG LIMIT. HIGH UNREPORTED HARVEST INCLUDES TESHEKPUK HERD. | MULTIPLE BAG LIMIT. HIGH UNREPORTED HARVEST. INCLUDES TESHEKPUK HERD. |
| WOLF MOUNTAIN | | NO REP. HARV. NO REP. HUNTING ACTIVITY, NO ACCESS. | INCLUDES KOKRINES HERD (PART). | INCLUDED IN KOKRINES HERD. | |
| YANERT | | GEN. HUNT INCL. WITH DELTA HERD. | GEN. HUNT INCL. WITH DELTA HERD. | INCLUDED IN DELTA HERD. | INCLUDED IN DELTA HERD. |

# *CARIBOU HUNT INFORMATION BY HERD BY YEAR*

| YEAR | GENERAL SEASONS NO. OF HUNTERS | % SUCC. | TOTAL REPTD HARVEST | DRAWING PERMITS NO. OF PERMITS | NO. OF HUNTERS | % SUCC. | TOTAL REPTD HARVEST | REGISTRATION PERMITS NO. OF PERMITS | NO. OF HUNTERS | % SUCC. | TOTAL REPTD HARVEST | TOTAL HUNTERS | EST. HARVEST LOW | HIGH |
|---|---|---|---|---|---|---|---|---|---|---|---|---|---|---|
| **TOTAL STATEWIDE** | | | | | | | | | | | | | | |
| 88 | | | 4177 | | | | 1324 | | | | 2923 | | | |
| 89 | | | 3304 | | | | 1654 | | | | 2358 | | | |
| 90 | | | 4631 | | | | 377 | | | | 3357 | | | |
| 91 | | | 5140 | | | | 2089 | | | | 1624 | | | |
| 92 | | | 5969 | | | | 3468 | | | | 1049 | | | |

# SHEEP HUNT INFORMATION BY MOUNTAIN RANGE BY YEAR

| YEAR | GENERAL SEASONS NO. OF HUNTERS | % SUCC. | TOTAL REPTD HARVEST | DRAWING PERMITS NO. OF PERMITS | NO. OF HUNTERS | % SUCC. | TOTAL REPTD HARVEST | REGISTRATION PERMITS NO. OF PERMITS | NO. OF HUNTERS | % SUCC. | TOTAL REPTD HARVEST | TOTAL HUNTERS | TOTAL REPTD HARVEST |
|---|---|---|---|---|---|---|---|---|---|---|---|---|---|
| **ALASKA RANGE EAST** | | | | | | | | | | | | | |
| 88 | 483 | 36.85 | 178 | n/a | 189 | 49.74 | 94 | | | | | 672 | 272 |
| 89 | 473 | 38.48 | 182 | n/a | 184 | 57.61 | 106 | | | | | 657 | 288 |
| 90 | 441 | 31.52 | 139 | n/a | 166 | 34.34 | 57 | | | | | 607 | 196 |
| 91 | 436 | 28.21 | 123 | 270 | 192 | 47.92 | 92 | | | | | 628 | 215 |
| 92 | 304 | 25.00 | 76 | 270 | 193 | 39.90 | 77 | | | | | 497 | 153 |
| **ALASKA RANGE WEST** | | | | | | | | | | | | | |
| 88 | 228 | 69.30 | 158 | | | | | | | | | 228 | 158 |
| 89 | 242 | 58.26 | 141 | | | | | | | | | 242 | 141 |
| 90 | 267 | 57.30 | 153 | | | | | | | | | 267 | 153 |
| 91 | 258 | 53.88 | 139 | | | | | | | | | 258 | 139 |
| 92 | 223 | 56.50 | 126 | | | | | | | | | 223 | 126 |
| **BROOKS RANGE** | | | | | | | | | | | | | |
| 88 | 492 | 60.37 | 297 | | | | | n/a | 44 | 59.09 | 35 | 536 | 332 |
| 89 | 608 | 58.39 | 355 | | | | | n/a | 27 | 70.37 | 19 | 635 | 374 |
| 90 | 562 | 55.87 | 314 | | | | | | | | | 562 | 314 |
| 91 | 572 | 52.10 | 298 | | | | | n/a | 42 | 35.71 | 26 | 614 | 324 |
| 92 | 490 | 42.86 | 210 | | | | | n/a | n/a | n/a | 35 | 490 | 245 |
| **CHUGACH MOUNTAINS** | | | | | | | | | | | | | |
| 88 | 369 | 29.27 | 108 | n/a | 213 | 21.60 | 46 | | | | | 582 | 154 |
| 89 | 307 | 34.85 | 107 | n/a | 254 | 39.37 | 100 | | | | | 561 | 207 |
| 90 | 311 | 30.87 | 96 | n/a | 257 | 39.69 | 102 | | | | | 568 | 198 |
| 91 | 325 | 34.85 | 100 | 345 | 269 | 30.86 | 83 | | | | | 594 | 183 |
| 92 | 286 | 22.73 | 65 | 345 | 258 | 31.78 | 82 | | | | | 544 | 147 |
| **KENAI MOUNTAINS** | | | | | | | | | | | | | |
| 88 | 187 | 22.46 | 42 | | | | | | | | | 187 | 42 |
| 89 | 135 | 6.67 | 9 | | | | | | | | | 135 | 9 |
| 90 | 170 | 19.41 | 33 | | | | | | | | | 170 | 33 |
| 91 | 213 | 18.78 | 40 | | | | | | | | | 213 | 40 |
| 92 | 233 | 14.16 | 33 | | | | | | | | | 233 | 33 |
| **OGILVIE MOUNTAINS** | | | | | | | | | | | | | |
| 88 | 1 | 0.00 | 0 | | | | | | | | | 1 | 0 |
| 89 | 1 | 0.00 | 0 | | | | | | | | | 1 | 0 |
| 90 | 3 | 0.00 | 0 | | | | | | | | | 3 | 0 |
| 91 | 4 | 0.00 | 0 | | | | | | | | | 4 | 0 |
| 92 | 2 | 50.00 | 1 | | | | | | | | | 2 | 1 |
| **TALKEETNA, CHULITNA, WATANA MTS** | | | | | | | | | | | | | |
| 88 | 338 | 31.07 | 105 | | | | | | | | | 338 | 105 |
| 89 | 328 | 23.17 | 76 | | | | | | | | | 328 | 76 |
| 90 | 356 | 23.03 | 82 | | | | | | | | | 356 | 82 |
| 91 | 375 | 24.27 | 91 | | | | | | | | | 375 | 91 |
| 92 | 369 | 20.33 | 75 | | | | | | | | | 369 | 75 |

# *SHEEP HUNT INFORMATION BY MOUNTAIN RANGE BY YEAR*

| YEAR | GENERAL SEASONS NO. OF HUNTERS | % SUCC. | TOTAL REPTD HARVEST | DRAWING PERMITS NO. OF PERMITS | NO. OF HUNTERS | % SUCC. | TOTAL REPTD HARVEST | REGISTRATION PERMITS NO. OF PERMITS | NO. OF HUNTERS | % SUCC. | TOTAL REPTD HARVEST | TOTAL HUNTERS | TOTAL REPTD HARVEST |
|---|---|---|---|---|---|---|---|---|---|---|---|---|---|
| **TANANA HILLS - WHITE MOUNTAINS** | | | | | | | | | | | | | |
| 88 | 34 | 14.71 | 5 | n/a | 6 | 50.00 | 3 | | | | | 40 | 8 |
| 89 | 27 | 33.33 | 9 | n/a | 1 | 100.00 | 1 | | | | | 28 | 10 |
| 90 | 32 | 15.63 | 5 | n/a | 6 | 33.33 | 2 | | | | | 38 | 7 |
| 91 | 49 | 20.41 | 10 | 12 | 8 | 50.00 | 4 | | | | | 57 | 14 |
| 92 | 47 | 23.40 | 11 | 12 | 5 | 40.00 | 2 | | | | | 52 | 13 |
| **WRANGELL MOUNTAINS** | | | | | | | | | | | | | |
| 88 | 655 | 55.42 | 363 | n/a | 1 | 0.00 | 0 | | | | | 656 | 363 |
| 89 | 680 | 50.15 | 341 | | | | | | | | | 680 | 341 |
| 90 | 720 | 51.53 | 371 | n/a | 5 | 40.00 | 2 | | | | | 725 | 373 |
| 91 | 843 | 51.01 | 430 | n/a | 1 | 0.00 | 0 | | | | | 844 | 430 |
| 92 | 760 | 42.24 | 321 | | | | | | | | | 760 | 321 |
| **UNKNOWN** | | | | | | | | | | | | | |
| 88 | 51 | 5.88 | 2 | n/a | 21 | 71.43 | 15 | | | | | 72 | 18 |
| 89 | 69 | 14.49 | 10 | n/a | 4 | 0.00 | 0 | | | | | 73 | 10 |
| 90 | 86 | 17.44 | 15 | n/a | 8 | 50.00 | 4 | | | | | 90 | 19 |
| 91 | 85 | 11.90 | 10 | n/a | 35 | 37.14 | 13 | | | | | 120 | 23 |
| 92 | 100 | 17.82 | 18 | n/a | 1 | 0.0 | 0 | | | | | 101 | 18 |
| **TOTAL STATEWIDE** | | | | | | | | | | | | | |
| 88 | 2838 | | 1259 | | 430 | | 158 | | 44 | | 35 | 3312 | 1452 |
| 89 | 2870 | | 1230 | | 443 | | 207 | | 27 | | 19 | 3340 | 1456 |
| 90 | 2948 | | 1208 | | 442 | | 167 | | 0 | | 0 | 3386 | 1375 |
| 91 | 3160 | | 1241 | | 505 | | 192 | | 42 | | 26 | 3707 | 1459 |
| 92 | 2814 | | 936 | | 457 | | 161 | | n/a | | 35 | 3271 | 1132 |

# *UNSEALED FURBEARERS: FURBUYER ACQUISITION AND TRAPPER EXPORT[1] BY REGULATORY YEAR*

| GMU | REG. YEAR | COYOTE | FOX (ALL TYPES) | MARTEN[2] | MINK | MUSKRAT | SQUIRREL | WEASEL |
|---|---|---|---|---|---|---|---|---|
| 01 | 1988-89 | 4 | 1 | 729 | 163 | 0 | 0 | 21 |
| | 1989-90 | 0 | 0 | 425 | 230 | 4 | 1 | 7 |
| | 1990-91 | 0 | 0 | 729 | 247 | 0 | 0 | 34 |
| | 1991-92 | 1 | 0 | 815 | 281 | 0 | 19 | 9 |
| | 1992-93 | 2 | 3 | 159 | 85 | 0 | 0 | 10 |
| 02 | 1988-89 | 0 | 0 | 518 | 278 | 0 | 0 | 0 |
| | 1989-90 | 0 | 0 | 361 | 349 | 0 | 0 | 0 |
| | 1990-91 | 0 | 0 | 292 | 50 | 0 | 0 | 0 |
| | 1991-92 | 0 | 1 | 258 | 121 | 0 | 0 | 3 |
| | 1992-93 | 0 | 0 | 243 | 61 | 0 | 0 | 0 |
| 03 | 1988-89 | 0 | 0 | 219 | 144 | 0 | 0 | 6 |
| | 1989-90 | 0 | 0 | 124 | 109 | 0 | 0 | 0 |
| | 1990-91 | 0 | 0 | 63 | 78 | 0 | 0 | 0 |
| | 1991-92 | 0 | 0 | 131 | 217 | 0 | 0 | 11 |
| | 1992-93 | 0 | 0 | 45 | 16 | 3 | 0 | 17 |
| 04 | 1988-89 | 0 | 0 | 538 | 577 | 0 | 0 | 12 |
| | 1989-90 | 0 | 0 | 545 | 410 | 0 | 2 | 4 |
| | 1990-91 | 0 | 1 | 512 | 217 | 0 | 0 | 2 |
| | 1991-92 | 0 | 0 | 1680 | 503 | 0 | 0 | 14 |
| | 1992-93 | 0 | 0 | 414 | 118 | 0 | 22 | 9 |

[1]Acquisition data and export data are combined to account for furs acquired through trapping effort and consequently sold to furbuyers, plus furs exported out of state by trappers for tanning. Furs tanned within Alaska, either by home tanning or commercial methods, are not reflected in these data. These data are by no means comprehensive, and may not reflect furs trapped within a given year, as the furs reported on here may be kept for unspecified periods of time before being sold to fur dealers or exported for tanning. These data reflect fur transactions only, and may not accurately reflect actual furbearer harvests. These data are for unsealed furbearers only. More reliable data on sealed furbearers may be found elsewhere in this book.

[2]Marten are sealed in GMU's 1-5, 7, 13(E), and 14-16. Throughout the remainder of Alaska, no sealing of marten is required. Numbers of marten taken from areas where sealing is required may be found in the GMU and SPECIES sections of this book. The figures in this table include transactions with sealed as well as unsealed marten.

# *UNSEALED FURBEARERS: FURBUYER ACQUISITION AND TRAPPER EXPORT[1] BY REGULATORY YEAR*

| GMU | REG. YEAR | COYOTE | FOX (ALL TYPES) | MARTEN[2] | MINK | MUSKRAT | SQUIRREL | WEASEL |
|---|---|---|---|---|---|---|---|---|
| 05 | 1988-89 | 0 | 0 | 2 | 3 | 0 | 0 | 3 |
| | 1989-90 | 0 | 0 | 42 | 0 | 0 | 0 | 0 |
| | 1990-91 | 0 | 0 | 10 | 0 | 0 | 0 | 0 |
| | 1991-92 | 0 | 0 | 7 | 0 | 0 | 0 | 0 |
| | 1992-93 | 0 | 0 | 5 | 2 | 0 | 0 | 0 |
| 06 | 1988-89 | 6 | 0 | 48 | 101 | 3 | 0 | 21 |
| | 1989-90 | 5 | 0 | 20 | 55 | 0 | 1 | 3 |
| | 1990-91 | 0 | 0 | 24 | 20 | 0 | 0 | 4 |
| | 1991-92 | 9 | 0 | 28 | 38 | 6 | 0 | 0 |
| | 1992-93 | 0 | 0 | 5 | 21 | 0 | 0 | 3 |
| 07 | 1988-89 | 2 | 1 | 25 | 8 | 0 | 0 | 5 |
| | 1989-90 | 0 | 0 | 8 | 21 | 0 | 0 | 6 |
| | 1990-91 | 5 | 0 | 25 | 33 | 2 | 2 | 6 |
| | 1991-92 | 0 | 0 | 0 | 9 | 0 | 0 | 2 |
| | 1992-93 | 2 | 0 | 0 | 6 | 11 | 0 | 7 |
| 08 | 1988-89 | 0 | 83 | 2 | 0 | 0 | 0 | 0 |
| | 1989-90 | 0 | 202 | 1 | 0 | 99 | 0 | 1 |
| | 1990-91 | 0 | 152 | 6 | 0 | 0 | 0 | 0 |
| | 1991-92 | 0 | 33 | 0 | 0 | 12 | 0 | 0 |
| | 1992-93 | 0 | 25 | 3 | 0 | 0 | 0 | 0 |

[1]Acquisition data and export data are combined to account for furs acquired through trapping effort and consequently sold to furbuyers, plus furs exported out of state by trappers for tanning. Furs tanned within Alaska, either by home tanning or commercial methods, are not reflected in these data. These data are by no means comprehensive, and may not reflect furs trapped within a given year, as the furs reported on here may be kept for unspecified periods of time before being sold to fur dealers or exported for tanning. These data reflect fur transactions only, and may not accurately reflect actual furbearer harvests. These data are for unsealed furbearers only. More reliable data on sealed furbearers may be found elsewhere in this book.

[2]Marten are sealed in GMU's 1-5, 7, 13(E), and 14-16. Throughout the remainder of Alaska, no sealing of marten is required. Numbers of marten taken from areas where sealing is required may be found in the GMU and SPECIES sections of this book. The figures in this table include transactions with sealed as well as unsealed marten.

# *UNSEALED FURBEARERS: FURBUYER ACQUISITION AND TRAPPER EXPORT[1] BY REGULATORY YEAR*

| GMU | REG. YEAR | COYOTE | FOX (ALL TYPES) | MARTEN[2] | MINK | MUSKRAT | SQUIRREL | WEASEL |
|---|---|---|---|---|---|---|---|---|
| 09 | 1988-89 | 3 | 67 | 21 | 46 | 0 | 0 | 6 |
| | 1989-90 | 0 | 27 | 4 | 9 | 0 | 0 | 0 |
| | 1990-91 | 4 | 138 | 134 | 54 | 0 | 0 | 0 |
| | 1991-92 | 2 | 39 | 8 | 26 | 0 | 0 | 0 |
| | 1992-93 | 3 | 6 | 7 | 25 | 0 | 1 | 0 |
| 10 | 1988-89 | 0 | 45 | 8 | 6 | 0 | 0 | 0 |
| | 1989-90 | 0 | 0 | 24 | 0 | 0 | 0 | 0 |
| | 1990-91 | 0 | 16 | 0 | 0 | 0 | 0 | 0 |
| | 1991-92 | 0 | 3 | 26 | 0 | 0 | 0 | 0 |
| | 1992-93 | 0 | 38 | 0 | 0 | 0 | 0 | 0 |
| 11 | 1988-89 | 5 | 1 | 127 | 0 | 0 | 30 | 5 |
| | 1989-90 | 23 | 8 | 98 | 2 | 0 | 0 | 2 |
| | 1990-91 | 1 | 17 | 141 | 8 | 0 | 0 | 1 |
| | 1991-92 | 15 | 12 | 332 | 17 | 0 | 1 | 9 |
| | 1992-93 | 0 | 0 | 25 | 0 | 0 | 0 | 0 |
| 12 | 1988-89 | 5 | 71 | 1139 | 24 | 60 | 6 | 12 |
| | 1989-90 | 9 | 47 | 750 | 10 | 1 | 1 | 3 |
| | 1990-91 | 4 | 66 | 539 | 28 | 4 | 0 | 11 |
| | 1991-92 | 7 | 83 | 552 | 44 | 1013 | 0 | 1 |
| | 1992-93 | 5 | 17 | 188 | 14 | 0 | 2 | 11 |

[1]Acquisition data and export data are combined to account for furs acquired through trapping effort and consequently sold to furbuyers, plus furs exported out of state by trappers for tanning. Furs tanned within Alaska, either by home tanning or commercial methods, are not reflected in these data. These data are by no means comprehensive, and may not reflect furs trapped within a given year, as the furs reported on here may be kept for unspecified periods of time before being sold to fur dealers or exported for tanning. These data reflect fur transactions only, and may not accurately reflect actual furbearer harvests. These data are for unsealed furbearers only. More reliable data on sealed furbearers may be found elsewhere in this book.

[2]Marten are sealed in GMU's 1-5, 7, 13(E), and 14-16. Throughout the remainder of Alaska, no sealing of marten is required. Numbers of marten taken from areas where sealing is required may be found in the GMU and SPECIES sections of this book. The figures in this table include transactions with sealed as well as unsealed marten.

# *UNSEALED FURBEARERS: FURBUYER ACQUISITION AND TRAPPER EXPORT[1] BY REGULATORY YEAR*

| GMU | REG. YEAR | COYOTE | FOX (ALL TYPES) | MARTEN[2] | MINK | MUSKRAT | SQUIRREL | WEASEL |
|---|---|---|---|---|---|---|---|---|
| 13 | 1988-89 | 4 | 34 | 167 | 17 | 19 | 0 | 0 |
| | 1989-90 | 9 | 91 | 116 | 2 | 10 | 1 | 41 |
| | 1990-91 | 18 | 103 | 210 | 65 | 7 | 3 | 24 |
| | 1991-92 | 9 | 43 | 281 | 37 | 59 | 50 | 4 |
| | 1992-93 | 11 | 47 | 125 | 29 | 60 | 0 | 7 |
| 14 | 1988-89 | 10 | 11 | 30 | 22 | 170 | 3 | 14 |
| | 1989-90 | 10 | 13 | 12 | 19 | 101 | 0 | 3 |
| | 1990-91 | 10 | 14 | 101 | 10 | 129 | 0 | 2 |
| | 1991-92 | 17 | 2 | 19 | 31 | 120 | 0 | 2 |
| | 1992-93 | 26 | 15 | 6 | 39 | 83 | 1 | 3 |
| 15 | 1988-89 | 9 | 0 | 0 | 10 | 12 | 0 | 1 |
| | 1989-90 | 0 | 1 | 0 | 21 | 0 | 0 | 2 |
| | 1990-91 | 4 | 0 | 6 | 26 | 0 | 108 | 0 |
| | 1991-92 | 14 | 0 | 9 | 35 | 2 | 1 | 2 |
| | 1992-93 | 10 | 0 | 4 | 70 | 0 | 0 | 1 |
| 16 | 1988-89 | 13 | 17 | 199 | 27 | 9 | 0 | 64 |
| | 1989-90 | 0 | 5 | 106 | 26 | 0 | 0 | 4 |
| | 1990-91 | 3 | 8 | 98 | 7 | 2 | 6 | 0 |
| | 1991-92 | 8 | 4 | 166 | 61 | 0 | 0 | 4 |
| | 1992-93 | 7 | 5 | 74 | 0 | 0 | 0 | 0 |

[1]Acquisition data and export data are combined to account for furs acquired through trapping effort and consequently sold to furbuyers, plus furs exported out of state by trappers for tanning. Furs tanned within Alaska, either by home tanning or commercial methods, are not reflected in these data. These data are by no means comprehensive, and may not reflect furs trapped within a given year, as the furs reported on here may be kept for unspecified periods of time before being sold to fur dealers or exported for tanning. These data reflect fur transactions only, and may not accurately reflect actual furbearer harvests. These data are for unsealed furbearers only. More reliable data on sealed furbearers may be found elsewhere in this book.

[2]Marten are sealed in GMU's 1-5, 7, 13(E), and 14-16. Throughout the remainder of Alaska, no sealing of marten is required. Numbers of marten taken from areas where sealing is required may be found in the GMU and SPECIES sections of this book. The figures in this table include transactions with sealed as well as unsealed marten.

# *UNSEALED FURBEARERS: FURBUYER ACQUISITION AND TRAPPER EXPORT[1] BY REGULATORY YEAR*

| GMU | REG. YEAR | COYOTE | FOX (ALL TYPES) | MARTEN[2] | MINK | MUSKRAT | SQUIRREL | WEASEL |
|---|---|---|---|---|---|---|---|---|
| 17 | 1988-89 | 3 | 566 | 276 | 62 | 6 | 0 | 12 |
| | 1989-90 | 1 | 18 | 227 | 17 | 0 | 1 | 2 |
| | 1990-91 | 4 | 169 | 176 | 33 | 0 | 5 | 1 |
| | 1991-92 | 0 | 43 | 182 | 1 | 0 | 0 | 0 |
| | 1992-93 | 0 | 16 | 49 | 11 | 0 | 0 | 0 |
| 18 | 1988-89 | 0 | 1928 | 370 | 4577 | 1740 | 0 | 1 |
| | 1989-90 | 0 | 328 | 81 | 4203 | 657 | 2 | 4 |
| | 1990-91 | 0 | 378 | 200 | 4899 | 300 | 0 | 1 |
| | 1991-92 | 0 | 264 | 204 | 994 | 68 | 135 | 0 |
| | 1992-93 | 0 | 210 | 72 | 4211 | 13 | 0 | 0 |
| 19 | 1988-89 | 0 | 96 | 3014 | 76 | 3 | 2 | 14 |
| | 1989-90 | 3 | 12 | 2986 | 55 | 75 | 0 | 4 |
| | 1990-91 | 1 | 38 | 1606 | 82 | 2 | 0 | 8 |
| | 1991-92 | 0 | 38 | 1541 | 50 | 22 | 0 | 1 |
| | 1992-93 | 11 | 15 | 1103 | 32 | 1 | 5 | 16 |
| 20 | 1988-89 | 12 | 425 | 7317 | 371 | 169 | 362 | 191 |
| | 1989-90 | 7 | 264 | 4673 | 237 | 19 | 179 | 51 |
| | 1990-91 | 3 | 283 | 3706 | 172 | 8 | 430 | 23 |
| | 1991-92 | 52 | 661 | 4501 | 167 | 37 | 341 | 34 |
| | 1992-93 | 18 | 95 | 1181 | 68 | 2 | 531 | 11 |

[1]Acquisition data and export data are combined to account for furs acquired through trapping effort and consequently sold to furbuyers, plus furs exported out of state by trappers for tanning. Furs tanned within Alaska, either by home tanning or commercial methods, are not reflected in these data. These data are by no means comprehensive, and may not reflect furs trapped within a given year, as the furs reported on here may be kept for unspecified periods of time before being sold to fur dealers or exported for tanning. These data reflect fur transactions only, and may not accurately reflect actual furbearer harvests. These data are for unsealed furbearers only. More reliable data on sealed furbearers may be found elsewhere in this book.

[2]Marten are sealed in GMU's 1-5, 7, 13(E), and 14-16. Throughout the remainder of Alaska, no sealing of marten is required. Numbers of marten taken from areas where sealing is required may be found in the GMU and SPECIES sections of this book. The figures in this table include transactions with sealed as well as unsealed marten.

# *UNSEALED FURBEARERS: FURBUYER ACQUISITION AND TRAPPER EXPORT[1] BY REGULATORY YEAR*

| GMU | REG. YEAR | COYOTE | FOX (ALL TYPES) | MARTEN[2] | MINK | MUSKRAT | SQUIRREL | WEASEL |
|---|---|---|---|---|---|---|---|---|
| 21 | 1988-89 | 0 | 136 | 3206 | 238 | 34 | 0 | 34 |
| | 1989-90 | 0 | 14 | 2591 | 91 | 2 | 22 | 0 |
| | 1990-91 | 1 | 104 | 1608 | 27 | 0 | 0 | 0 |
| | 1991-92 | 0 | 22 | 1556 | 45 | 0 | 0 | 4 |
| | 1992-93 | 0 | 1 | 316 | 50 | 0 | 0 | 0 |
| 22 | 1988-89 | 0 | 82 | 64 | 3 | 0 | 0 | 0 |
| | 1989-90 | 0 | 11 | 28 | 0 | 0 | 0 | 0 |
| | 1990-91 | 0 | 5 | 14 | 0 | 0 | 0 | 0 |
| | 1991-92 | 0 | 0 | 4 | 0 | 0 | 0 | 0 |
| | 1992-93 | 0 | 42 | 0 | 0 | 0 | 0 | 0 |
| 23 | 1988-89 | 0 | 101 | 244 | 11 | 400 | 0 | 0 |
| | 1989-90 | 0 | 0 | 48 | 0 | 12 | 0 | 0 |
| | 1990-91 | 0 | 1 | 39 | 1 | 0 | 0 | 0 |
| | 1991-92 | 0 | 0 | 40 | 0 | 0 | 0 | 0 |
| | 1992-93 | 0 | 1 | 301 | 21 | 0 | 0 | 0 |
| 24 | 1988-89 | 0 | 42 | 2634 | 90 | 0 | 8 | 85 |
| | 1989-90 | 0 | 20 | 1489 | 51 | 0 | 7 | 5 |
| | 1990-91 | 0 | 9 | 756 | 9 | 0 | 0 | 6 |
| | 1991-92 | 0 | 28 | 954 | 14 | 0 | 0 | 0 |
| | 1992-93 | 0 | 2 | 252 | 6 | 2 | 33 | 11 |

[1]Acquisition data and export data are combined to account for furs acquired through trapping effort and consequently sold to furbuyers, plus furs exported out of state by trappers for tanning. Furs tanned within Alaska, either by home tanning or commercial methods, are not reflected in these data. These data are by no means comprehensive, and may not reflect furs trapped within a given year, as the furs reported on here may be kept for unspecified periods of time before being sold to fur dealers or exported for tanning. These data reflect fur transactions only, and may not accurately reflect actual furbearer harvests. These data are for unsealed furbearers only. More reliable data on sealed furbearers may be found elsewhere in this book.

[2]Marten are sealed in GMU's 1-5, 7, 13(E), and 14-16. Throughout the remainder of Alaska, no sealing of marten is required. Numbers of marten taken from areas where sealing is required may be found in the GMU and SPECIES sections of this book. The figures in this table include transactions with sealed as well as unsealed marten.

# *UNSEALED FURBEARERS: FURBUYER ACQUISITION AND TRAPPER EXPORT[1] BY REGULATORY YEAR*

| GMU | REG. YEAR | COYOTE | FOX (ALL TYPES) | MARTEN[2] | MINK | MUSKRAT | SQUIRREL | WEASEL |
|---|---|---|---|---|---|---|---|---|
| 25 | 1988-89 | 0 | 252 | 4964 | 102 | 888 | 142 | 151 |
| | 1989-90 | 0 | 105 | 3192 | 57 | 0 | 0 | 9 |
| | 1990-91 | 0 | 171 | 2070 | 42 | 23 | 25 | 6 |
| | 1991-92 | 1 | 188 | 2786 | 46 | 311 | 54 | 17 |
| | 1992-93 | 1 | 43 | 883 | 17 | 167 | 24 | 5 |
| 26 | 1988-89 | 0 | 2 | 44 | 0 | 0 | 0 | 0 |
| | 1989-90 | 0 | 7 | 0 | 0 | 0 | 0 | 0 |
| | 1990-91 | 0 | 68 | 56 | 0 | 0 | 0 | 1 |
| | 1991-92 | 0 | 44 | 59 | 0 | 0 | 0 | 1 |
| | 1992-93 | 0 | 1 | 6 | 0 | 0 | 0 | 0 |
| 27[3] | 1988-89 | 81 | 756 | 4156 | 699 | 3868 | 292 | 163 |
| | 1989-90 | 16 | 168 | 2614 | 1673 | 284 | 3 | 76 |
| | 1990-91 | 22 | 205 | 1653 | 717 | 153 | 24 | 15 |
| | 1991-92 | 10 | 178 | 2630 | 2692 | 611 | 70 | 65 |
| | 1992-93 | 20 | 176 | 367 | 6129 | 61 | 0 | 12 |
| **STATEWIDE TOTALS** | | | | | | | | |
| | 1988-89 | 157 | 4717 | 30061 | 7655 | 7381 | 845 | 821 |
| | 1989-90 | 83 | 1341 | 20565 | 7647 | 1264 | 220 | 227 |
| | 1990-91 | 80 | 1946 | 14774 | 6825 | 630 | 603 | 145 |
| | 1991-92 | 145 | 1686 | 18769 | 5429 | 2261 | 671 | 183 |
| | 1992-93 | 116 | 758 | 5833 | 11031 | 403 | 619 | 123 |

[1]Acquisition data and export data are combined to account for furs acquired through trapping effort and consequently sold to furbuyers, plus furs exported out of state by trappers for tanning. Furs tanned within Alaska, either by home tanning or commercial methods, are not reflected in these data. These data are by no means comprehensive, and may not reflect furs trapped within a given year, as the furs reported on here may be kept for unspecified periods of time before being sold to fur dealers or exported for tanning. These data reflect fur transactions only, and may not accurately reflect actual furbearer harvests. These data are for unsealed furbearers only. More reliable data on sealed furbearers may be found elsewhere in this book.

[2]Marten are sealed in GMU's 1-5, 7, 13(E), and 14-16. Throughout the remainder of Alaska, no sealing of marten is required. Numbers of marten taken from areas where sealing is required may be found in the GMU and SPECIES sections of this book. The figures in this table include transactions with sealed as well as unsealed marten.

[3]Fur transactions without an accompanying GMU designation are assigned to "GMU 27", a fictional GMU used simply for information that cannot be assigned elsewhere. Many trappers do not indicate the GMU where furs were trapped when filling out acquisition and export forms. For more information, contact the Department of Fish and Game.

# *DUCK HARVEST/HUNTER INFORMATION BY YEAR*

| LOCATION | YEAR | DUCK HARVEST | % TOTAL HARVEST | HUNTER DAYS | % TOTAL DAYS | AVG. DUCKS PER DAY |
|---|---|---|---|---|---|---|
| **ZONE: ALASKA PENINSULA** | | | | | | |
| CINDER RIVER | 89 | 0 | 0.0 | 30 | 0.1 | 0.00 |
| | 90 | n/a | n/a | n/a | n/a | n/a |
| | 91 | n/a | n/a | n/a | n/a | n/a |
| | 92 | 0 | 0.0 | 0 | 0.0 | 0.00 |
| COLD BAY | 89 | 598 | 1.1 | 716 | 2.2 | 0.84 |
| | 90 | 946 | 1.2 | 1789 | 4.0 | 0.53 |
| | 91 | n/a | n/a | n/a | n/a | n/a |
| | 92 | 237 | 0.4 | 747 | 2.1 | 0.32 |
| EGEGIK RIVER | 89 | n/a | n/a | n/a | n/a | n/a |
| | 90 | 149 | 0.2 | 36 | 0.1 | 4.14 |
| | 91 | n/a | n/a | n/a | n/a | n/a |
| | 92 | 59 | 0.1 | 18 | 0.0 | 3.28 |
| NAKNEK | 89 | 513 | 1.0 | 232 | 0.7 | 2.21 |
| | 90 | 896 | 1.1 | 298 | 0.7 | 3.01 |
| | 91 | n/a | n/a | n/a | n/a | n/a |
| | 92 | 1351 | 2.3 | 480 | 1.3 | 2.81 |
| NUSHAGAK RIVER/BAY | 89 | 25 | 0.0 | 10 | 0.0 | 2.50 |
| | 90 | 607 | 0.8 | 143 | 0.3 | 4.24 |
| | 91 | n/a | n/a | n/a | n/a | n/a |
| | 92 | 1165 | 2.0 | 569 | 1.6 | 2.05 |
| PILOT POINT | 89 | 833 | 1.6 | 363 | 1.1 | 2.29 |
| | 90 | 1185 | 1.5 | 250 | 0.6 | 4.74 |
| | 91 | n/a | n/a | n/a | n/a | n/a |
| | 92 | 482 | 0.8 | 160 | 0.4 | 3.01 |
| PORT HEIDEN | 89 | 25 | 0.0 | 10 | 0.0 | 2.50 |
| | 90 | 10 | 0.0 | 36 | 0.1 | 0.28 |
| | 91 | n/a | n/a | n/a | n/a | n/a |
| | 92 | 0 | 0.0 | 0 | 0.0 | 0.00 |
| PORT MOLLER | 89 | 34 | 0.1 | 50 | 0.2 | 0.68 |
| | 90 | n/a | n/a | n/a | n/a | n/a |
| | 91 | n/a | n/a | n/a | n/a | n/a |
| | 92 | 289 | 0.5 | 196 | 0.5 | 1.47 |
| UGASHIK | 89 | 463 | 0.9 | 141 | 0.4 | 3.28 |
| | 90 | 538 | 0.7 | 167 | 0.4 | 3.22 |
| | 91 | n/a | n/a | n/a | n/a | n/a |
| | 92 | 15 | 0.0 | 62 | 0.2 | 0.24 |
| UNKNOWN | 89 | 176 | 0.3 | 101 | 0.3 | 1.74 |
| | 90 | 1097 | 0.5 | 784 | 1.8 | 1.40 |
| | 91 | n/a | n/a | n/a | n/a | n/a |
| | 92 | 693 | 1.2 | 275 | 0.8 | 2.52 |
| **TOTAL** | 89 | 2666 | 5.1 | 1653 | 5.0 | 1.61 |
| | 90 | 5428 | 6.8 | 3503 | 7.9 | 1.55 |
| | 91 | n/a | n/a | n/a | n/a | n/a |
| | 92 | 4291 | 7.4 | 2507 | 7.0 | 1.71 |
| **ZONE: ALEUTIAN CHAIN** | | | | | | |
| ADAK | 89 | 101 | 0.2 | 165 | 0.5 | 0.61 |
| | 90 | 319 | 0.4 | 573 | 1.3 | 0.56 |
| | 91 | n/a | n/a | n/a | n/a | n/a |
| | 92 | 349 | 0.6 | 329 | 0.9 | 1.06 |
| UNIMAK | 89 | n/a | n/a | n/a | n/a | n/a |
| | 90 | n/a | n/a | n/a | n/a | n/a |
| | 91 | n/a | n/a | n/a | n/a | n/a |
| | 92 | 0 | 0.0 | 89 | 0.2 | 0.00 |
| UNKNOWN | 89 | 0 | 0.0 | 0 | 0.0 | 0.00 |
| | 90 | 81 | 0.1 | 48 | 0.1 | 1.69 |
| | 91 | n/a | n/a | n/a | n/a | n/a |
| | 92 | 146 | 0.3 | 48 | 0.1 | 3.04 |

# *DUCK HARVEST/HUNTER INFORMATION BY YEAR*

| LOCATION | YEAR | DUCK HARVEST | % TOTAL HARVEST | HUNTER DAYS | % TOTAL DAYS | AVG. DUCKS PER DAY |
|---|---|---|---|---|---|---|
| **ZONE: ALEUTIAN CHAIN** | | | | | | |
| **TOTAL** | 89 | 101 | 0.2 | 165 | 0.5 | 0.61 |
| | 90 | 399 | 0.5 | 621 | 1.4 | 0.64 |
| | 91 | n/a | n/a | n/a | n/a | n/a |
| | 92 | 495 | 0.9 | 466 | 1.3 | 1.06 |
| **ZONE: CENTRAL** | | | | | | |
| CHENA RIVER | 89 | 17 | 0.0 | 20 | 0.1 | 0.85 |
| | 90 | 159 | 0.2 | 107 | 0.2 | 1.49 |
| | 91 | n/a | n/a | n/a | n/a | n/a |
| | 92 | 312 | 0.5 | 204 | 0.6 | 1.53 |
| CREAMER'S FIELD | 89 | 227 | 0.4 | 222 | 0.7 | 1.02 |
| | 90 | 50 | 0.1 | 83 | 0.2 | 0.60 |
| | 91 | n/a | n/a | n/a | n/a | n/a |
| | 92 | 30 | 0.1 | 80 | 0.2 | 0.38 |
| DELTA JUNCTION | 89 | 1465 | 2.8 | 2057 | 6.2 | 0.71 |
| | 90 | 607 | 0.8 | 2219 | 5.0 | 0.27 |
| | 91 | n/a | n/a | n/a | n/a | n/a |
| | 92 | 779 | 1.3 | 1671 | 4.7 | 0.47 |
| DENALI HIGHWAY | 89 | 362 | 0.7 | 202 | 0.6 | 1.79 |
| | 90 | 826 | 1.0 | 322 | 0.7 | 2.57 |
| | 91 | n/a | n/a | n/a | n/a | n/a |
| | 92 | 393 | 0.7 | 365 | 1.0 | 1.08 |
| EIELSON AFB | 89 | 438 | 0.8 | 595 | 1.8 | 0.74 |
| | 90 | 727 | 0.9 | 525 | 1.2 | 1.38 |
| | 91 | n/a | n/a | n/a | n/a | n/a |
| | 92 | 712 | 1.2 | 613 | 1.7 | 1.16 |
| FT GREELEY | 89 | 34 | 0.1 | 91 | 0.3 | 0.37 |
| | 90 | 119 | 0.1 | 286 | 0.6 | 0.42 |
| | 91 | n/a | n/a | n/a | n/a | n/a |
| | 92 | 7 | 0.0 | 18 | 0.0 | 0.39 |
| FT WAINWRIGHT | 89 | 25 | 0.0 | 71 | 0.2 | 0.35 |
| | 90 | 129 | 0.2 | 72 | 0.2 | 1.79 |
| | 91 | n/a | n/a | n/a | n/a | n/a |
| | 92 | 163 | 0.3 | 258 | 0.7 | 0.63 |
| HEALY LAKE | 89 | 791 | 1.5 | 585 | 1.8 | 1.35 |
| | 90 | 189 | 2.4 | 823 | 1.9 | 0.23 |
| | 91 | n/a | n/a | n/a | n/a | n/a |
| | 92 | 846 | 1.5 | 418 | 1.2 | 2.02 |
| MINTO FLATS | 89 | 6368 | 12.1 | 2138 | 6.5 | 2.98 |
| | 90 | 5684 | 7.1 | 1658 | 3.7 | 3.43 |
| | 91 | n/a | n/a | n/a | n/a | n/a |
| | 92 | 2211 | 3.8 | 880 | 2.5 | 2.51 |
| PAXSON | 89 | n/a | n/a | n/a | n/a | n/a |
| | 90 | n/a | n/a | n/a | n/a | n/a |
| | 91 | n/a | n/a | n/a | n/a | n/a |
| | 92 | 134 | 0.2 | 80 | 0.2 | 1.68 |
| SALCHA RIVER | 89 | 93 | 0.2 | 91 | 0.3 | 1.02 |
| | 90 | 40 | 0.0 | 131 | 0.3 | 0.31 |
| | 91 | n/a | n/a | n/a | n/a | n/a |
| | 92 | 74 | 0.1 | 27 | 0.1 | 2.74 |
| SALCHAKET SLOUGH | 89 | 67 | 0.1 | 20 | 0.1 | 3.35 |
| | 90 | 30 | 0.0 | 12 | 0.0 | 2.50 |
| | 91 | n/a | n/a | n/a | n/a | n/a |
| | 92 | 59 | 0.1 | 53 | 0.1 | 1.11 |
| TANANA FLATS | 89 | 1347 | 2.6 | 1170 | 3.5 | 1.15 |
| | 90 | 2021 | 2.5 | 1014 | 2.3 | 1.99 |
| | 91 | n/a | n/a | n/a | n/a | n/a |
| | 92 | 1722 | 3.0 | 1058 | 3.0 | 1.63 |

# *DUCK HARVEST/HUNTER INFORMATION BY YEAR*

| LOCATION | YEAR | DUCK HARVEST | % TOTAL HARVEST | HUNTER DAYS | % TOTAL DAYS | AVG. DUCKS PER DAY |
|---|---|---|---|---|---|---|
| **ZONE: CENTRAL** | | | | | | |
| TETLIN | 89 | n/a | n/a | n/a | n/a | n/a |
| | 90 | 179 | 0.2 | 36 | 0.1 | 4.97 |
| | 91 | n/a | n/a | n/a | n/a | n/a |
| | 92 | 0 | 0.0 | 0 | 0.0 | 0.00 |
| TOK/NORTHWAY | 89 | 1431 | 2.7 | 535 | 1.6 | 2.67 |
| | 90 | 1284 | 1.6 | 322 | 0.7 | 3.99 |
| | 91 | n/a | n/a | n/a | n/a | n/a |
| | 92 | 267 | 0.5 | 196 | 0.5 | 1.36 |
| UNKNOWN | 89 | 825 | 1.6 | 735 | 2.2 | 1.12 |
| | 90 | 4957 | 6.2 | 2234 | 5.0 | 2.22 |
| | 91 | n/a | n/a | n/a | n/a | n/a |
| | 92 | 1680 | 1.8 | 1027 | 4.7 | 0.61 |
| **TOTAL** | 89 | 13490 | 25.8 | 8532 | 25.8 | 1.58 |
| | 90 | 17001 | 21.3 | 9845 | 22.2 | 1.73 |
| | 91 | n/a | n/a | n/a | n/a | n/a |
| | 92 | 9389 | 16.2 | 6948 | 19.4 | 1.35 |
| **ZONE: COOK INLET** | | | | | | |
| ANCH COASTAL REFUGE | 89 | 1002 | 1.9 | 1210 | 3.7 | 0.83 |
| | 90 | 1115 | 1.4 | 1741 | 3.9 | 0.64 |
| | 91 | n/a | n/a | n/a | n/a | n/a |
| | 92 | 1462 | 2.5 | 1360 | 3.8 | 1.08 |
| CHICKALOON FLATS | 89 | 295 | 0.6 | 161 | 0.5 | 1.83 |
| | 90 | 319 | 0.4 | 298 | 0.7 | 1.07 |
| | 91 | n/a | n/a | n/a | n/a | n/a |
| | 92 | 467 | 0.8 | 329 | 0.9 | 1.42 |
| CHINA POOT BAY | 89 | 505 | 1.0 | 101 | 0.3 | 5.00 |
| | 90 | 100 | 0.1 | 48 | 0.1 | 2.08 |
| | 91 | n/a | n/a | n/a | n/a | n/a |
| | 92 | 282 | 0.5 | 98 | 0.3 | 2.88 |
| EAGLE RIVER FLATS | 89 | 93 | 0.2 | 101 | 0.3 | 0.92 |
| | 90 | n/a | n/a | n/a | n/a | n/a |
| | 91 | n/a | n/a | n/a | n/a | n/a |
| | 92 | 0 | 0.0 | 0 | 0.0 | 0.00 |
| GOOSE BAY | 89 | n/a | n/a | n/a | n/a | n/a |
| | 90 | n/a | n/a | n/a | n/a | n/a |
| | 91 | n/a | n/a | n/a | n/a | n/a |
| | 92 | 512 | 0.9 | 338 | 0.9 | 1.51 |
| JIM CREEK/SWAN LAKE | 89 | 210 | 0.4 | 222 | 0.7 | 0.95 |
| | 90 | 239 | 0.3 | 203 | 0.5 | 1.18 |
| | 91 | n/a | n/a | n/a | n/a | n/a |
| | 92 | 905 | 1.6 | 391 | 1.1 | 2.31 |
| KACHEMAK BAY | 89 | 1296 | 2.5 | 313 | 0.9 | 4.14 |
| | 90 | 647 | 0.8 | 203 | 0.5 | 3.19 |
| | 91 | n/a | n/a | n/a | n/a | n/a |
| | 92 | 1929 | 3.3 | 1014 | 2.8 | 1.90 |
| KASILOF RIVER | 89 | 8 | 0.0 | 20 | 0.1 | 0.40 |
| | 90 | 538 | 0.7 | 247 | 0.6 | 2.18 |
| | 91 | n/a | n/a | n/a | n/a | n/a |
| | 92 | 423 | 0.7 | 231 | 0.6 | 1.83 |
| KENAI PENINSULA | 89 | 194 | 0.4 | 171 | 0.5 | 1.13 |
| | 90 | 50 | 0.1 | 36 | 0.1 | 1.39 |
| | 91 | n/a | n/a | n/a | n/a | n/a |
| | 92 | 1076 | 1.9 | 649 | 1.8 | 1.66 |
| KENAI RIVER/FLATS | 89 | 985 | 1.9 | 524 | 1.6 | 1.88 |
| | 90 | 1424 | 1.8 | 751 | 1.7 | 1.90 |
| | 91 | n/a | n/a | n/a | n/a | n/a |
| | 92 | 2337 | 4.0 | 1182 | 3.3 | 1.98 |

# *DUCK HARVEST/HUNTER INFORMATION BY YEAR*

| LOCATION | YEAR | DUCK HARVEST | % TOTAL HARVEST | HUNTER DAYS | % TOTAL DAYS | AVG. DUCKS PER DAY |
|---|---|---|---|---|---|---|
| **ZONE: COOK INLET** | | | | | | |
| KNIK RIVER | 89 | 152 | 0.3 | 262 | 0.8 | 0.58 |
| | 90 | 1135 | 1.4 | 763 | 1.7 | 1.49 |
| | 91 | n/a | n/a | n/a | n/a | n/a |
| | 92 | 1158 | 2.0 | 613 | 1.7 | 1.89 |
| PALMER HAY FLATS | 89 | 3602 | 6.9 | 2370 | 6.5 | 1.52 |
| | 90 | 4589 | 5.7 | 3161 | 7.1 | 1.45 |
| | 91 | n/a | n/a | n/a | n/a | n/a |
| | 92 | 3295 | 5.7 | 2009 | 5.6 | 1.64 |
| PORTAGE | 89 | 1624 | 3.1 | 1261 | 3.8 | 1.29 |
| | 90 | 2120 | 2.7 | 1551 | 3.5 | 1.37 |
| | 91 | n/a | n/a | n/a | n/a | n/a |
| | 92 | 1113 | 1.9 | 1476 | 4.1 | 0.75 |
| REDOUBT BAY | 89 | 1414 | 2.7 | 504 | 1.5 | 2.81 |
| | 90 | 846 | 1.1 | 286 | 0.6 | 2.96 |
| | 91 | n/a | n/a | n/a | n/a | n/a |
| | 92 | 690 | 1.2 | 347 | 1.0 | 1.99 |
| SEWARD | 89 | 303 | 0.6 | 91 | 0.3 | 3.33 |
| | 90 | 577 | 0.7 | 262 | 0.6 | 2.20 |
| | 91 | n/a | n/a | n/a | n/a | n/a |
| | 92 | 82 | 0.1 | 107 | 0.3 | 0.77 |
| SKILAK LAKE | 89 | 118 | 0.2 | 40 | 0.1 | 2.95 |
| | 90 | 110 | 0.1 | 48 | 0.1 | 2.29 |
| | 91 | n/a | n/a | n/a | n/a | n/a |
| | 92 | 683 | 1.2 | 338 | 0.9 | 2.02 |
| SUSITNA FLATS | 89 | 7053 | 13.5 | 2864 | 8.7 | 2.46 |
| | 90 | 13737 | 17.2 | 5045 | 11.4 | 2.72 |
| | 91 | n/a | n/a | n/a | n/a | n/a |
| | 92 | 6270 | 10.8 | 2730 | 7.6 | 2.30 |
| SWANSON RIVER | 89 | n/a | n/a | n/a | n/a | n/a |
| | 90 | n/a | n/a | n/a | n/a | n/a |
| | 91 | n/a | n/a | n/a | n/a | n/a |
| | 92 | 0 | 0.0 | 27 | 0.1 | 0.00 |
| TRADING BAY | 89 | 985 | 1.9 | 333 | 1.0 | 2.96 |
| | 90 | 1533 | 1.9 | 453 | 1.0 | 3.38 |
| | 91 | n/a | n/a | n/a | n/a | n/a |
| | 92 | 564 | 1.0 | 178 | 0.5 | 3.17 |
| TUXEDNI BAY | 89 | 0 | 0.0 | 30 | 0.1 | 0.00 |
| | 90 | n/a | n/a | n/a | n/a | n/a |
| | 91 | n/a | n/a | n/a | n/a | n/a |
| | 92 | 0 | 0.0 | 0 | 0.0 | 0.00 |
| UNKNOWN | 89 | 239 | 0.4 | 236 | 0.7 | 1.01 |
| | 90 | 3087 | 4.0 | 1711 | 3.9 | 1.80 |
| | 91 | n/a | n/a | n/a | n/a | n/a |
| | 92 | 1618 | 2.8 | 872 | 2.4 | 1.86 |
| **TOTAL** | 89 | 20078 | 38.4 | 10814 | 32.7 | 1.86 |
| | 90 | 32166 | 40.3 | 16807 | 37.9 | 1.91 |
| | 91 | n/a | n/a | n/a | n/a | n/a |
| | 92 | 24866 | 43.0 | 14289 | 39.9 | 1.74 |
| **ZONE: GULF COAST** | | | | | | |
| COPPER RIVER DELTA | 89 | 1321 | 2.5 | 1513 | 4.6 | 0.87 |
| | 90 | 2389 | 3.0 | 1455 | 3.3 | 1.64 |
| | 91 | n/a | n/a | n/a | n/a | n/a |
| | 92 | 2456 | 4.2 | 1182 | 3.3 | 2.08 |
| MONT.,HAWK.,HIN. ISL | 89 | 84 | 0.2 | 61 | 0.2 | 1.38 |
| | 90 | 199 | 0.2 | 203 | 0.5 | 0.98 |
| | 91 | n/a | n/a | n/a | n/a | n/a |
| | 92 | 59 | 0.1 | 124 | 0.3 | 0.48 |

# *DUCK HARVEST/HUNTER INFORMATION BY YEAR*

| LOCATION | YEAR | DUCK HARVEST | % TOTAL HARVEST | HUNTER DAYS | % TOTAL DAYS | AVG. DUCKS PER DAY |
|---|---|---|---|---|---|---|
| **ZONE: GULF COAST** | | | | | | |
| PRINCE WILLIAM SOUND | 89 | 286 | 0.5 | 282 | 0.9 | 1.01 |
| | 90 | 667 | 0.8 | 573 | 1.3 | 1.16 |
| | 91 | n/a | n/a | n/a | n/a | n/a |
| | 92 | 1113 | 1.9 | 569 | 1.6 | 1.96 |
| VALDEZ | 89 | 67 | 0.1 | 50 | 0.2 | 1.34 |
| | 90 | 309 | 0.4 | 215 | 0.5 | 1.44 |
| | 91 | n/a | n/a | n/a | n/a | n/a |
| | 92 | 579 | 1.0 | 587 | 1.6 | 0.99 |
| YAKUTAT | 89 | n/a | n/a | n/a | n/a | n/a |
| | 90 | n/a | n/a | n/a | n/a | n/a |
| | 91 | n/a | n/a | n/a | n/a | n/a |
| | 92 | 104 | 0.2 | 62 | 0.2 | 1.68 |
| UNKNOWN | 89 | 568 | 1.0 | 277 | 0.8 | 2.05 |
| | 90 | 1304 | 1.6 | 525 | 1.2 | 2.48 |
| | 91 | n/a | n/a | n/a | n/a | n/a |
| | 92 | 49 | 0.0 | 54 | 0.0 | 0.91 |
| **TOTAL** | 89 | 2352 | 4.5 | 2183 | 6.6 | 1.08 |
| | 90 | 4869 | 6.1 | 2971 | 6.7 | 1.64 |
| | 91 | n/a | n/a | n/a | n/a | n/a |
| | 92 | 4360 | 7.5 | 2578 | 7.2 | 1.69 |
| **ZONE: KODIAK** | | | | | | |
| KALSIN BAY | 89 | 480 | 0.9 | 575 | 1.7 | 0.83 |
| | 90 | 0 | 0.0 | 12 | 0.0 | 0.00 |
| | 91 | n/a | n/a | n/a | n/a | n/a |
| | 92 | 82 | 0.1 | 36 | 0.1 | 2.28 |
| MIDDLE BAY | 89 | 345 | 0.7 | 514 | 1.6 | 0.67 |
| | 90 | n/a | n/a | n/a | n/a | n/a |
| | 91 | n/a | n/a | n/a | n/a | n/a |
| | 92 | 59 | 0.1 | 53 | 0.1 | 1.11 |
| OLD HARBOR | 89 | 513 | 1.0 | 81 | 0.2 | 6.33 |
| | 90 | 299 | 0.4 | 60 | 0.1 | 4.98 |
| | 91 | n/a | n/a | n/a | n/a | n/a |
| | 92 | 0 | 0.0 | 0 | 0.0 | 0.00 |
| OLD WOMAN BAY | 89 | 463 | 0.9 | 484 | 1.5 | 0.96 |
| | 90 | 299 | 0.4 | 250 | 0.6 | 1.20 |
| | 91 | n/a | n/a | n/a | n/a | n/a |
| | 92 | 245 | 0.4 | 178 | 0.5 | 1.38 |
| OUZINKIE | 89 | n/a | n/a | n/a | n/a | n/a |
| | 90 | n/a | n/a | n/a | n/a | n/a |
| | 91 | n/a | n/a | n/a | n/a | n/a |
| | 92 | 0 | 0.0 | 0 | 0.0 | 0.00 |
| PAGADSHAK | 89 | 101 | 0.2 | 212 | 0.6 | 0.48 |
| | 90 | 80 | 0.1 | 48 | 0.1 | 1.67 |
| | 91 | n/a | n/a | n/a | n/a | n/a |
| | 92 | 37 | 0.1 | 9 | 0.0 | 4.11 |
| PORT LIONS | 89 | 51 | 0.1 | 20 | 0.1 | 2.55 |
| | 90 | n/a | n/a | n/a | n/a | n/a |
| | 91 | n/a | n/a | n/a | n/a | n/a |
| | 92 | 45 | 0.1 | 71 | 0.2 | 0.63 |
| RASPBERRY STRAIT | 89 | 168 | 0.3 | 30 | 0.1 | 5.60 |
| | 90 | 50 | 0.1 | 12 | 0.0 | 4.17 |
| | 91 | n/a | n/a | n/a | n/a | n/a |
| | 92 | 30 | 0.1 | 18 | 0.0 | 1.67 |
| UNKNOWN | 89 | 2323 | 4.4 | 1093 | 3.3 | 2.13 |
| | 90 | 1667 | 2.1 | 549 | 1.2 | 3.04 |
| | 91 | n/a | n/a | n/a | n/a | n/a |
| | 92 | 1743 | 3.0 | 745 | 2.1 | 2.34 |

# *DUCK HARVEST/HUNTER INFORMATION BY YEAR*

| LOCATION | YEAR | DUCK HARVEST | % TOTAL HARVEST | HUNTER DAYS | % TOTAL DAYS | AVG. DUCKS PER DAY |
|---|---|---|---|---|---|---|
| **ZONE: KODIAK** | | | | | | |
| **TOTAL** | 89 | 4444 | 8.5 | 3009 | 9.1 | 1.48 |
| | 90 | 2395 | 3.0 | 931 | 2.1 | 2.57 |
| | 91 | n/a | n/a | n/a | n/a | n/a |
| | 92 | 2241 | 3.9 | 1110 | 3.1 | 2.02 |
| **ZONE: LOWER YUKON VALLEY** | | | | | | |
| **TOTAL** | 89 | 261 | 0.5 | 132 | 0.4 | 1.98 |
| | 90 | 239 | 0.3 | 89 | 0.2 | 2.69 |
| | 91 | n/a | n/a | n/a | n/a | n/a |
| | 92 | 704 | 1.3 | 251 | 0.7 | 2.80 |
| **ZONE: NORTH SLOPE** | | | | | | |
| **TOTAL** | 89 | 0 | 0.0 | 0 | 0.0 | 0.00 |
| | 90 | 0 | 0.0 | 0 | 0.0 | 0.00 |
| | 91 | n/a | n/a | n/a | n/a | n/a |
| | 92 | 0 | 0.0 | 215 | 0.6 | 0.00 |
| **ZONE: SEWARD PENINSULA** | | | | | | |
| GOLOVIN | 89 | 101 | 0.2 | 61 | 0.2 | 1.66 |
| | 90 | n/a | n/a | n/a | n/a | n/a |
| | 91 | n/a | n/a | n/a | n/a | n/a |
| | 92 | 0 | 0.0 | 0 | 0.0 | 0.00 |
| NOME | 89 | 101 | 0.2 | 91 | 0.3 | 1.11 |
| | 90 | n/a | n/a | n/a | n/a | n/a |
| | 91 | n/a | n/a | n/a | n/a | n/a |
| | 92 | 134 | 0.2 | 124 | 0.3 | 1.08 |
| SAFETY LAGOON/SEW.PN | 89 | 34 | 0.1 | 61 | 0.2 | 0.56 |
| | 90 | n/a | n/a | n/a | n/a | n/a |
| | 91 | n/a | n/a | n/a | n/a | n/a |
| | 92 | 223 | 0.4 | 267 | 0.7 | 0.84 |
| SHISHMAREF | 89 | 42 | 0.1 | 141 | 0.4 | 0.30 |
| | 90 | n/a | n/a | n/a | n/a | n/a |
| | 91 | n/a | n/a | n/a | n/a | n/a |
| | 92 | 74 | 0.1 | 0 | 0.0 | n/a |
| UNKNOWN | 89 | 0 | 0.0 | 43 | 0.1 | 0.00 |
| | 90 | 319 | 0.4 | 222 | 0.5 | 1.44 |
| | 91 | n/a | n/a | n/a | n/a | n/a |
| | 92 | 411 | 0.7 | 468 | 1.3 | 0.88 |
| **TOTAL** | 89 | 278 | 0.6 | 397 | 1.2 | 0.70 |
| | 90 | 319 | 0.4 | 222 | 0.5 | 1.44 |
| | 91 | n/a | n/a | n/a | n/a | n/a |
| | 92 | 842 | 1.4 | 859 | 2.4 | 0.98 |
| **ZONE: SOUTHEAST** | | | | | | |
| ADMIRALTY COVE | 89 | n/a | n/a | n/a | n/a | n/a |
| | 90 | n/a | n/a | n/a | n/a | n/a |
| | 91 | n/a | n/a | n/a | n/a | n/a |
| | 92 | 215 | 0.4 | 62 | 0.2 | 3.47 |
| ANGOON | 89 | 253 | 0.5 | 161 | 0.5 | 1.57 |
| | 90 | n/a | n/a | n/a | n/a | n/a |
| | 91 | n/a | n/a | n/a | n/a | n/a |
| | 92 | 30 | 0.1 | 27 | 0.1 | 1.11 |
| BEHM CANAL | 89 | n/a | n/a | n/a | n/a | n/a |
| | 90 | n/a | n/a | n/a | n/a | n/a |
| | 91 | n/a | n/a | n/a | n/a | n/a |
| | 92 | 208 | 0.4 | 124 | 0.3 | 1.68 |

# *DUCK HARVEST/HUNTER INFORMATION BY YEAR*

| LOCATION | YEAR | DUCK HARVEST | % TOTAL HARVEST | HUNTER DAYS | % TOTAL DAYS | AVG. DUCKS PER DAY |
|---|---|---|---|---|---|---|
| **ZONE: SOUTHEAST** | | | | | | |
| BLIND SLOUGH | 89 | n/a | n/a | n/a | n/a | n/a |
| | 90 | 518 | 0.6 | 537 | 1.2 | 0.96 |
| | 91 | n/a | n/a | n/a | n/a | n/a |
| | 92 | 15 | 0.0 | 107 | 0.3 | 0.14 |
| CHILKAT RIVER | 89 | 42 | 0.1 | 40 | 0.1 | 1.05 |
| | 90 | 179 | 0.2 | 143 | 0.3 | 1.25 |
| | 91 | n/a | n/a | n/a | n/a | n/a |
| | 92 | 0 | 0.0 | 89 | 0.2 | 0.00 |
| DUNCAN CANAL | 89 | 976 | 1.9 | 535 | 1.6 | 1.82 |
| | 90 | 557 | 0.7 | 203 | 0.5 | 2.74 |
| | 91 | n/a | n/a | n/a | n/a | n/a |
| | 92 | 467 | 0.8 | 160 | 0.4 | 2.92 |
| FARRAGUT BAY | 89 | 42 | 0.1 | 40 | 0.1 | 1.05 |
| | 90 | 139 | 0.2 | 107 | 0.2 | 1.30 |
| | 91 | n/a | n/a | n/a | n/a | n/a |
| | 92 | 475 | 0.8 | 169 | 0.5 | 2.81 |
| GREATER JUNEAU | 89 | n/a | n/a | n/a | n/a | n/a |
| | 90 | n/a | n/a | n/a | n/a | n/a |
| | 91 | n/a | n/a | n/a | n/a | n/a |
| | 92 | 698 | 1.2 | 498 | 1.4 | 1.40 |
| ICY STRAIT | 89 | n/a | n/a | n/a | n/a | n/a |
| | 90 | n/a | n/a | n/a | n/a | n/a |
| | 91 | n/a | n/a | n/a | n/a | n/a |
| | 92 | 334 | 0.6 | 169 | 0.5 | 1.98 |
| KAKE | 89 | 816 | 1.0 | 247 | 0.6 | 3.30 |
| | 90 | 261 | 0.5 | 121 | 0.5 | 2.16 |
| | 91 | n/a | n/a | n/a | n/a | n/a |
| | 92 | 59 | 0.1 | 53 | 0.1 | 1.11 |
| KETCHIKAN AREA | 89 | 337 | 0.6 | 192 | 0.6 | 1.76 |
| | 90 | 707 | 0.9 | 417 | 0.9 | 1.70 |
| | 91 | n/a | n/a | n/a | n/a | n/a |
| | 92 | 312 | 0.5 | 169 | 0.5 | 1.85 |
| LYNN CANAL | 89 | 84 | 0.2 | 20 | 0.1 | 4.20 |
| | 90 | 468 | 0.6 | 95 | 0.2 | 4.93 |
| | 91 | n/a | n/a | n/a | n/a | n/a |
| | 92 | 96 | 0.2 | 36 | 0.1 | 2.67 |
| MENDENHALL FLATS | 89 | 1010 | 1.9 | 867 | 2.6 | 1.16 |
| | 90 | 2528 | 3.2 | 1264 | 2.9 | 2.00 |
| | 91 | n/a | n/a | n/a | n/a | n/a |
| | 92 | 1521 | 2.6 | 1085 | 3.0 | 1.40 |
| PETERSBURG AREA | 89 | 337 | 0.6 | 514 | 1.6 | 0.66 |
| | 90 | 329 | 0.4 | 310 | 0.7 | 1.06 |
| | 91 | n/a | n/a | n/a | n/a | n/a |
| | 92 | 193 | 0.3 | 196 | 0.5 | 0.98 |
| PRINCE OF WALES ISL | 89 | 269 | 0.5 | 182 | 0.5 | 1.48 |
| | 90 | 209 | 0.3 | 262 | 0.6 | 0.79 |
| | 91 | n/a | n/a | n/a | n/a | n/a |
| | 92 | 8 | 0.1 | 53 | 0.1 | 0.15 |
| PYBUS BAY | 89 | 17 | 0.0 | 20 | 0.1 | 0.85 |
| | 90 | n/a | n/a | n/a | n/a | n/a |
| | 91 | n/a | n/a | n/a | n/a | n/a |
| | 92 | 22 | 0.0 | 80 | 0.2 | 0.28 |
| ROCKY PASS | 89 | 8 | 0.0 | 20 | 0.1 | 0.40 |
| | 90 | n/a | n/a | n/a | n/a | n/a |
| | 91 | n/a | n/a | n/a | n/a | n/a |
| | 92 | 557 | 1.0 | 311 | 0.9 | 1.79 |
| SEYMOUR CANAL | 89 | 135 | 0.3 | 40 | 0.1 | 3.38 |
| | 90 | 448 | 0.6 | 143 | 0.3 | 3.13 |
| | 91 | n/a | n/a | n/a | n/a | n/a |
| | 92 | 215 | 0.4 | 187 | 0.5 | 1.15 |

# *DUCK HARVEST/HUNTER INFORMATION BY YEAR*

| LOCATION | YEAR | DUCK HARVEST | % TOTAL HARVEST | HUNTER DAYS | % TOTAL DAYS | AVG. DUCKS PER DAY |
|---|---|---|---|---|---|---|
| **ZONE: SOUTHEAST** | | | | | | |
| SITKA AREA | 89 | 143 | 0.3 | 202 | 0.6 | 0.71 |
| | 90 | 209 | 0.3 | 203 | 0.5 | 1.03 |
| | 91 | n/a | n/a | n/a | n/a | n/a |
| | 92 | 156 | 0.3 | 169 | 0.5 | 0.92 |
| ST JAMES BAY | 89 | 84 | 0.2 | 81 | 0.2 | 1.04 |
| | 90 | 30 | 0.0 | 24 | 0.1 | 1.25 |
| | 91 | n/a | n/a | n/a | n/a | n/a |
| | 92 | 0 | 0.0 | 9 | 0.0 | 0.00 |
| STIKINE RIVER FLATS | 89 | 606 | 1.2 | 403 | 1.2 | 1.50 |
| | 90 | 2608 | 3.3 | 918 | 2.1 | 2.84 |
| | 91 | n/a | n/a | n/a | n/a | n/a |
| | 92 | 1098 | 1.9 | 480 | 1.3 | 2.29 |
| TENAKEE INLET | 89 | n/a | n/a | n/a | n/a | n/a |
| | 90 | n/a | n/a | n/a | n/a | n/a |
| | 91 | n/a | n/a | n/a | n/a | n/a |
| | 92 | 89 | 0.2 | 71 | 0.2 | 1.25 |
| UNKNOWN | 89 | 1742 | 3.3 | 1330 | 4.0 | 1.31 |
| | 90 | 3980 | 5.0 | 1994 | 4.5 | 1.95 |
| | 91 | n/a | n/a | n/a | n/a | n/a |
| | 92 | 1408 | 2.4 | 638 | 1.8 | 2.21 |
| **TOTAL** | 89 | 6901 | 13.2 | 4894 | 14.8 | 1.41 |
| | 90 | 13170 | 16.5 | 6741 | 15.2 | 1.95 |
| | 91 | n/a | n/a | n/a | n/a | n/a |
| | 92 | 8176 | 14.1 | 4942 | 13.8 | 1.65 |
| **ZONE: UPPER YUKON VALLEY** | | | | | | |
| YUKON FLATS | 89 | n/a | n/a | n/a | n/a | n/a |
| | 90 | 1294 | 1.6 | 525 | 1.2 | 2.46 |
| | 91 | n/a | n/a | n/a | n/a | n/a |
| | 92 | 0 | 0.0 | 0 | 0.0 | 0.00 |
| UNKNOWN | 89 | 575 | 1.1 | 761 | 2.3 | 0.76 |
| | 90 | 622 | 0.8 | 672 | 1.5 | 0.93 |
| | 91 | n/a | n/a | n/a | n/a | n/a |
| | 92 | 1152 | 2.0 | 859 | 2.4 | 1.34 |
| **TOTAL** | 89 | 575 | 1.1 | 761 | 2.3 | 0.76 |
| | 90 | 1916 | 2.4 | 1197 | 2.7 | 1.60 |
| | 91 | n/a | n/a | n/a | n/a | n/a |
| | 92 | 1152 | 2.0 | 859 | 2.4 | 1.34 |
| **ZONE: YUKON DELTA** | | | | | | |
| **TOTAL** | 89 | 732 | 1.4 | 331 | 1.0 | 2.21 |
| | 90 | 1117 | 1.4 | 665 | 1.5 | 1.68 |
| | 91 | n/a | n/a | n/a | n/a | n/a |
| | 92 | 462 | 0.8 | 215 | 0.6 | 2.15 |
| **ZONE: UNKNOWN** | | | | | | |
| **TOTAL** | 89 | 409 | 0.7 | 208 | 0.6 | 1.97 |
| | 90 | 798 | 1.1 | 754 | 1.7 | 1.06 |
| | 91 | n/a | n/a | n/a | n/a | n/a |
| | 92 | 825 | 1.4 | 573 | 1.6 | 1.44 |
| **TOTAL STATEWIDE** | 89 | 52287 | 100.0 | 33069 | 100.0 | 1.58 |
| | 90 | 79817 | 100.0 | 44346 | 100.0 | 1.80 |
| | 91 | n/a | n/a | n/a | n/a | n/a |
| | 92 | 57804 | 100.0 | 35812 | 100.0 | 1.61 |

# GOOSE HARVEST/HUNTER INFORMATION BY YEAR

| LOCATION | YEAR | GOOSE HARVEST | % TOTAL HARVEST | HUNTER DAYS | % TOTAL DAYS | AVG. GEESE PER DAY |
|---|---|---|---|---|---|---|
| **ZONE: ALASKA PENINSULA** | | | | | | |
| COLD BAY | 89 | 833 | 14.2 | n/a | n/a | n/a |
| | 90 | 2519 | 31.2 | n/a | n/a | n/a |
| | 91 | n/a | n/a | n/a | n/a | n/a |
| | 92 | 1285 | 20.3 | n/a | n/a | n/a |
| DILLINGHAM | 89 | n/a | n/a | n/a | n/a | n/a |
| | 90 | n/a | n/a | n/a | n/a | n/a |
| | 91 | n/a | n/a | n/a | n/a | n/a |
| | 92 | 25 | 0.4 | n/a | n/a | n/a |
| NAKNEK | 89 | n/a | n/a | n/a | n/a | n/a |
| | 90 | n/a | n/a | n/a | n/a | n/a |
| | 91 | n/a | n/a | n/a | n/a | n/a |
| | 92 | 33 | 0.5 | n/a | n/a | n/a |
| PORT HEIDEN | 89 | n/a | n/a | n/a | n/a | n/a |
| | 90 | n/a | n/a | n/a | n/a | n/a |
| | 91 | n/a | n/a | n/a | n/a | n/a |
| | 92 | 8 | 0.1 | n/a | n/a | n/a |
| PORT MOLLER | 89 | n/a | n/a | n/a | n/a | n/a |
| | 90 | n/a | n/a | n/a | n/a | n/a |
| | 91 | n/a | n/a | n/a | n/a | n/a |
| | 92 | 8 | 0.1 | n/a | n/a | n/a |
| UNKNOWN | 89 | 0 | 0.0 | n/a | n/a | n/a |
| | 90 | 57 | 0.7 | n/a | n/a | n/a |
| | 91 | n/a | n/a | n/a | n/a | n/a |
| | 92 | 35 | 0.5 | n/a | n/a | n/a |
| **TOTAL** | 89 | 833 | 14.2 | n/a | n/a | n/a |
| | 90 | 2576 | 31.9 | n/a | n/a | n/a |
| | 91 | n/a | n/a | n/a | n/a | n/a |
| | 92 | 1394 | 22.0 | n/a | n/a | n/a |
| **ZONE: ALEUTIAN CHAIN** | | | | | | |
| **TOTAL** | 89 | 0 | 0.0 | n/a | n/a | n/a |
| | 90 | 0 | 0.0 | n/a | n/a | n/a |
| | 91 | n/a | n/a | n/a | n/a | n/a |
| | 92 | 0 | 0.0 | n/a | n/a | n/a |
| **ZONE: CENTRAL** | | | | | | |
| CREAMER'S FIELD | 89 | 19 | 0.3 | n/a | n/a | n/a |
| | 90 | n/a | n/a | n/a | n/a | n/a |
| | 91 | n/a | n/a | n/a | n/a | n/a |
| | 92 | 0 | 0.0 | n/a | n/a | n/a |
| DELTA JUNCTION | 89 | 1174 | 20.0 | n/a | n/a | n/a |
| | 90 | 683 | 8.4 | n/a | n/a | n/a |
| | 91 | n/a | n/a | n/a | n/a | n/a |
| | 92 | 1085 | 17.1 | n/a | n/a | n/a |
| EIELSON AFB | 89 | 38 | 0.6 | n/a | n/a | n/a |
| | 90 | 34 | 0.4 | n/a | n/a | n/a |
| | 91 | n/a | n/a | n/a | n/a | n/a |
| | 92 | 0 | 0.0 | n/a | n/a | n/a |
| HEALY LAKE | 89 | 142 | 2.4 | n/a | n/a | n/a |
| | 90 | 67 | 0.8 | n/a | n/a | n/a |
| | 91 | n/a | n/a | n/a | n/a | n/a |
| | 92 | 83 | 1.3 | n/a | n/a | n/a |
| MINTO FLATS | 89 | 341 | 5.8 | n/a | n/a | n/a |
| | 90 | 168 | 2.1 | n/a | n/a | n/a |
| | 91 | n/a | n/a | n/a | n/a | n/a |
| | 92 | 100 | 1.6 | n/a | n/a | n/a |

# GOOSE HARVEST/HUNTER INFORMATION BY YEAR

| LOCATION | YEAR | GOOSE HARVEST | % TOTAL HARVEST | HUNTER DAYS | % TOTAL DAYS | AVG. GEESE PER DAY |
|---|---|---|---|---|---|---|
| **ZONE: CENTRAL** | | | | | | |
| SALCHA RIVER | 89 | 19 | 0.3 | n/a | n/a | n/a |
| | 90 | 11 | 0.1 | n/a | n/a | n/a |
| | 91 | n/a | n/a | n/a | n/a | n/a |
| | 92 | 17 | 0.3 | n/a | n/a | n/a |
| TANANA FLATS | 89 | 331 | 5.6 | n/a | n/a | n/a |
| | 90 | 146 | 1.8 | n/a | n/a | n/a |
| | 91 | n/a | n/a | n/a | n/a | n/a |
| | 92 | 67 | 1.1 | n/a | n/a | n/a |
| TOK/NORTHWAY | 89 | 9 | 0.2 | n/a | n/a | n/a |
| | 90 | n/a | n/a | n/a | n/a | n/a |
| | 91 | n/a | n/a | n/a | n/a | n/a |
| | 92 | 0 | 0.0 | n/a | n/a | n/a |
| UNKNOWN | 89 | 29 | 0.5 | n/a | n/a | n/a |
| | 90 | 501 | 6.2 | n/a | n/a | n/a |
| | 91 | n/a | n/a | n/a | n/a | n/a |
| | 92 | 86 | 1.4 | n/a | n/a | n/a |
| **TOTAL** | 89 | 2102 | 35.7 | n/a | n/a | n/a |
| | 90 | 1610 | 19.8 | n/a | n/a | n/a |
| | 91 | n/a | n/a | n/a | n/a | n/a |
| | 92 | 1438 | 22.7 | n/a | n/a | n/a |
| **ZONE: COOK INLET** | | | | | | |
| ANCH COASTAL REFUGE | 89 | 76 | 1.3 | n/a | n/a | n/a |
| | 90 | 45 | 0.6 | n/a | n/a | n/a |
| | 91 | n/a | n/a | n/a | n/a | n/a |
| | 92 | 50 | 0.8 | n/a | n/a | n/a |
| CHICKALOON FLATS | 89 | 66 | 1.1 | n/a | n/a | n/a |
| | 90 | 224 | 2.8 | n/a | n/a | n/a |
| | 91 | n/a | n/a | n/a | n/a | n/a |
| | 92 | 376 | 5.9 | n/a | n/a | n/a |
| GOOSE BAY | 89 | n/a | n/a | n/a | n/a | n/a |
| | 90 | 11 | 0.1 | n/a | n/a | n/a |
| | 91 | n/a | n/a | n/a | n/a | n/a |
| | 92 | 0 | 0.0 | n/a | n/a | n/a |
| KACHEMAK BAY | 89 | 66 | 1.1 | n/a | n/a | n/a |
| | 90 | 45 | 0.6 | n/a | n/a | n/a |
| | 91 | n/a | n/a | n/a | n/a | n/a |
| | 92 | 175 | 2.8 | n/a | n/a | n/a |
| KENAI PENINSULA | 89 | 9 | 0.2 | n/a | n/a | n/a |
| | 90 | n/a | n/a | n/a | n/a | n/a |
| | 91 | n/a | n/a | n/a | n/a | n/a |
| | 92 | 0 | 0.0 | n/a | n/a | n/a |
| KENAI RIVER/FLATS | 89 | n/a | n/a | n/a | n/a | n/a |
| | 90 | 34 | 0.4 | n/a | n/a | n/a |
| | 91 | n/a | n/a | n/a | n/a | n/a |
| | 92 | 25 | 0.4 | n/a | n/a | n/a |
| KNIK RIVER | 89 | 47 | 0.8 | n/a | n/a | n/a |
| | 90 | 22 | 0.3 | n/a | n/a | n/a |
| | 91 | n/a | n/a | n/a | n/a | n/a |
| | 92 | 42 | 0.7 | n/a | n/a | n/a |
| PALMER HAY FLATS | 89 | 28 | 0.5 | n/a | n/a | n/a |
| | 90 | 593 | 7.3 | n/a | n/a | n/a |
| | 91 | n/a | n/a | n/a | n/a | n/a |
| | 92 | 192 | 3.0 | n/a | n/a | n/a |
| PORTAGE | 89 | 208 | 3.5 | n/a | n/a | n/a |
| | 90 | 67 | 0.8 | n/a | n/a | n/a |
| | 91 | n/a | n/a | n/a | n/a | n/a |
| | 92 | 8 | 0.1 | n/a | n/a | n/a |

# *GOOSE HARVEST/HUNTER INFORMATION BY YEAR*

| LOCATION | YEAR | GOOSE HARVEST | % TOTAL HARVEST | HUNTER DAYS | % TOTAL DAYS | AVG. GEESE PER DAY |
|---|---|---|---|---|---|---|
| **ZONE: COOK INLET** | | | | | | |
| SUSITNA FLATS | 89 | 483 | 8.2 | n/a | n/a | n/a |
| | 90 | 425 | 5.3 | n/a | n/a | n/a |
| | 91 | n/a | n/a | n/a | n/a | n/a |
| | 92 | 325 | 5.1 | n/a | n/a | n/a |
| TRADING BAY | 89 | n/a | n/a | n/a | n/a | n/a |
| | 90 | n/a | n/a | n/a | n/a | n/a |
| | 91 | n/a | n/a | n/a | n/a | n/a |
| | 92 | 17 | 0.3 | n/a | n/a | n/a |
| TUXEDNI BAY | 89 | 28 | 0.5 | n/a | n/a | n/a |
| | 90 | n/a | n/a | n/a | n/a | n/a |
| | 91 | n/a | n/a | n/a | n/a | n/a |
| | 92 | 0 | 0.0 | n/a | n/a | n/a |
| UNKNOWN | 89 | 59 | 1.0 | n/a | n/a | n/a |
| | 90 | 49 | 0.6 | n/a | n/a | n/a |
| | 91 | n/a | n/a | n/a | n/a | n/a |
| | 92 | 0 | 0.0 | n/a | n/a | n/a |
| **TOTAL** | 89 | 1070 | 18.2 | n/a | n/a | n/a |
| | 90 | 1515 | 18.8 | n/a | n/a | n/a |
| | 91 | n/a | n/a | n/a | n/a | n/a |
| | 92 | 1210 | 19.1 | n/a | n/a | n/a |
| **ZONE: GULF COAST** | | | | | | |
| COPPER RIVER DELTA | 89 | 170 | 2.9 | n/a | n/a | n/a |
| | 90 | 146 | 1.8 | n/a | n/a | n/a |
| | 91 | n/a | n/a | n/a | n/a | n/a |
| | 92 | 317 | 5.0 | n/a | n/a | n/a |
| MONT.,HAWK.,HIN. ISL | 89 | n/a | n/a | n/a | n/a | n/a |
| | 90 | n/a | n/a | n/a | n/a | n/a |
| | 91 | n/a | n/a | n/a | n/a | n/a |
| | 92 | 50 | 0.8 | n/a | n/a | n/a |
| PRINCE WILLIAM SOUND | 89 | 57 | 1.0 | n/a | n/a | n/a |
| | 90 | 22 | 0.3 | n/a | n/a | n/a |
| | 91 | n/a | n/a | n/a | n/a | n/a |
| | 92 | 67 | 1.1 | n/a | n/a | n/a |
| VALDEZ | 89 | n/a | n/a | n/a | n/a | n/a |
| | 90 | n/a | n/a | n/a | n/a | n/a |
| | 91 | n/a | n/a | n/a | n/a | n/a |
| | 92 | 125 | 2.0 | n/a | n/a | n/a |
| YAKUTAT | 89 | 9 | 0.2 | n/a | n/a | n/a |
| | 90 | 22 | 0.3 | n/a | n/a | n/a |
| | 91 | n/a | n/a | n/a | n/a | n/a |
| | 92 | 0 | 0.0 | n/a | n/a | n/a |
| UNKNOWN | 89 | 82 | 1.4 | n/a | n/a | n/a |
| | 90 | 32 | 0.4 | n/a | n/a | n/a |
| | 91 | n/a | n/a | n/a | n/a | n/a |
| | 92 | 0 | 0.0 | n/a | n/a | n/a |
| **TOTAL** | 89 | 318 | 5.5 | n/a | n/a | n/a |
| | 90 | 222 | 2.8 | n/a | n/a | n/a |
| | 91 | n/a | n/a | n/a | n/a | n/a |
| | 92 | 559 | 8.8 | n/a | n/a | n/a |
| **ZONE: KODIAK** | | | | | | |
| **TOTAL** | 89 | 65 | 1.1 | n/a | n/a | n/a |
| | 90 | 0 | 0.0 | n/a | n/a | n/a |
| | 91 | n/a | n/a | n/a | n/a | n/a |
| | 92 | 0 | 0.0 | n/a | n/a | n/a |

# *GOOSE HARVEST/HUNTER INFORMATION BY YEAR*

| LOCATION | YEAR | GOOSE HARVEST | % TOTAL HARVEST | HUNTER DAYS | % TOTAL DAYS | AVG. GEESE PER DAY |
|---|---|---|---|---|---|---|
| **ZONE: LOWER YUKON VALLEY** | | | | | | |
| **TOTAL** | 89 | 0 | 0.0 | n/a | n/a | n/a |
| | 90 | 57 | 0.7 | n/a | n/a | n/a |
| | 91 | n/a | n/a | n/a | n/a | n/a |
| | 92 | 82 | 1.3 | n/a | n/a | n/a |
| **ZONE: NORTH SLOPE** | | | | | | |
| **TOTAL** | 89 | 0 | 0.0 | n/a | n/a | n/a |
| | 90 | 0 | 0.0 | n/a | n/a | n/a |
| | 91 | n/a | n/a | n/a | n/a | n/a |
| | 92 | 0 | 0.0 | n/a | n/a | n/a |
| **ZONE: SEWARD PENINSULA** | | | | | | |
| GOLOVIN | 89 | 9 | 0.2 | n/a | n/a | n/a |
| | 90 | n/a | n/a | n/a | n/a | n/a |
| | 91 | n/a | n/a | n/a | n/a | n/a |
| | 92 | 0 | 0.0 | n/a | n/a | n/a |
| NOME | 89 | n/a | n/a | n/a | n/a | n/a |
| | 90 | n/a | n/a | n/a | n/a | n/a |
| | 91 | n/a | n/a | n/a | n/a | n/a |
| | 92 | 42 | 0.7 | n/a | n/a | n/a |
| SAFETY LAGOON | 89 | n/a | n/a | n/a | n/a | n/a |
| | 90 | n/a | n/a | n/a | n/a | n/a |
| | 91 | n/a | n/a | n/a | n/a | n/a |
| | 92 | 33 | 0.5 | n/a | n/a | n/a |
| SHISHMAREF | 89 | 170 | 2.9 | n/a | n/a | n/a |
| | 90 | n/a | n/a | n/a | n/a | n/a |
| | 91 | n/a | n/a | n/a | n/a | n/a |
| | 92 | 25 | 0.4 | n/a | n/a | n/a |
| UNKNOWN | 89 | 0 | 0.0 | n/a | n/a | n/a |
| | 90 | 24 | 0.2 | n/a | n/a | n/a |
| | 91 | n/a | n/a | n/a | n/a | n/a |
| | 92 | 33 | 0.5 | n/a | n/a | n/a |
| **TOTAL** | 89 | 179 | 3.1 | n/a | n/a | n/a |
| | 90 | 24 | 0.2 | n/a | n/a | n/a |
| | 91 | n/a | n/a | n/a | n/a | n/a |
| | 92 | 133 | 2.1 | n/a | n/a | n/a |
| **ZONE: SOUTHEAST** | | | | | | |
| ADMIRALTY COVE | 89 | n/a | n/a | n/a | n/a | n/a |
| | 90 | n/a | n/a | n/a | n/a | n/a |
| | 91 | n/a | n/a | n/a | n/a | n/a |
| | 92 | 8 | 0.1 | n/a | n/a | n/a |
| ANGOON | 89 | 142 | 2.4 | n/a | n/a | n/a |
| | 90 | n/a | n/a | n/a | n/a | n/a |
| | 91 | n/a | n/a | n/a | n/a | n/a |
| | 92 | 8 | 0.1 | n/a | n/a | n/a |
| BEHM CANAL | 89 | n/a | n/a | n/a | n/a | n/a |
| | 90 | n/a | n/a | n/a | n/a | n/a |
| | 91 | n/a | n/a | n/a | n/a | n/a |
| | 92 | 50 | 0.8 | n/a | n/a | n/a |
| BLIND SLOUGH | 89 | n/a | n/a | n/a | n/a | n/a |
| | 90 | 90 | 1.1 | n/a | n/a | n/a |
| | 91 | n/a | n/a | n/a | n/a | n/a |
| | 92 | 17 | 0.3 | n/a | n/a | n/a |
| DUNCAN CANAL | 89 | 265 | 4.5 | n/a | n/a | n/a |
| | 90 | 22 | 0.3 | n/a | n/a | n/a |
| | 91 | n/a | n/a | n/a | n/a | n/a |
| | 92 | 8 | 0.1 | n/a | n/a | n/a |

# GOOSE HARVEST/HUNTER INFORMATION BY YEAR

| LOCATION | YEAR | GOOSE HARVEST | % TOTAL HARVEST | HUNTER DAYS | % TOTAL DAYS | AVG. GEESE PER DAY |
|---|---|---|---|---|---|---|
| **ZONE: SOUTHEAST** | | | | | | |
| FARRAGUT BAY | 89 | 47 | 0.8 | n/a | n/a | n/a |
| | 90 | 56 | 0.7 | n/a | n/a | n/a |
| | 91 | n/a | n/a | n/a | n/a | n/a |
| | 92 | 42 | 0.7 | n/a | n/a | n/a |
| GREATER JUNEAU | 89 | n/a | n/a | n/a | n/a | n/a |
| | 90 | n/a | n/a | n/a | n/a | n/a |
| | 91 | n/a | n/a | n/a | n/a | n/a |
| | 92 | 92 | 1.4 | n/a | n/a | n/a |
| ICY BAY | 89 | 76 | 1.3 | n/a | n/a | n/a |
| | 90 | n/a | n/a | n/a | n/a | n/a |
| | 91 | n/a | n/a | n/a | n/a | n/a |
| | 92 | 42 | 0.7 | n/a | n/a | n/a |
| KAKE | 89 | 123 | 2.1 | n/a | n/a | n/a |
| | 90 | 56 | 0.7 | n/a | n/a | n/a |
| | 91 | n/a | n/a | n/a | n/a | n/a |
| | 92 | 0 | 0.0 | n/a | n/a | n/a |
| KETCHIKAN AREA | 89 | 19 | 0.3 | n/a | n/a | n/a |
| | 90 | 34 | 0.4 | n/a | n/a | n/a |
| | 91 | n/a | n/a | n/a | n/a | n/a |
| | 92 | 83 | 1.3 | n/a | n/a | n/a |
| LYNN CANAL | 89 | n/a | n/a | n/a | n/a | n/a |
| | 90 | n/a | n/a | n/a | n/a | n/a |
| | 91 | n/a | n/a | n/a | n/a | n/a |
| | 92 | 25 | 0.4 | n/a | n/a | n/a |
| MENDENHALL FLATS | 89 | 47 | 0.8 | n/a | n/a | n/a |
| | 90 | 90 | 1.1 | n/a | n/a | n/a |
| | 91 | n/a | n/a | n/a | n/a | n/a |
| | 92 | 17 | 0.3 | n/a | n/a | n/a |
| PETERSBURG AREA | 89 | 114 | 1.9 | n/a | n/a | n/a |
| | 90 | 67 | 0.8 | n/a | n/a | n/a |
| | 91 | n/a | n/a | n/a | n/a | n/a |
| | 92 | 33 | 0.5 | n/a | n/a | n/a |
| PRINCE OF WALES ISL | 89 | 76 | 1.3 | n/a | n/a | n/a |
| | 90 | 56 | 0.7 | n/a | n/a | n/a |
| | 91 | n/a | n/a | n/a | n/a | n/a |
| | 92 | 8 | 0.1 | n/a | n/a | n/a |
| PYBUS BAY | 89 | 28 | 0.5 | n/a | n/a | n/a |
| | 90 | n/a | n/a | n/a | n/a | n/a |
| | 91 | n/a | n/a | n/a | n/a | n/a |
| | 92 | 8 | 0.1 | n/a | n/a | n/a |
| ROCKY POINT | 89 | 19 | 0.3 | n/a | n/a | n/a |
| | 90 | n/a | n/a | n/a | n/a | n/a |
| | 91 | n/a | n/a | n/a | n/a | n/a |
| | 92 | 17 | 0.3 | n/a | n/a | n/a |
| SITKA AREA | 89 | 19 | 0.3 | n/a | n/a | n/a |
| | 90 | 11 | 0.1 | n/a | n/a | n/a |
| | 91 | n/a | n/a | n/a | n/a | n/a |
| | 92 | 0 | 0.0 | n/a | n/a | n/a |
| ST JAMES BAY | 89 | n/a | n/a | n/a | n/a | n/a |
| | 90 | n/a | n/a | n/a | n/a | n/a |
| | 91 | n/a | n/a | n/a | n/a | n/a |
| | 92 | 8 | 0.1 | n/a | n/a | n/a |
| STIKINE RIVER DELTA | 89 | 28 | 0.5 | n/a | n/a | n/a |
| | 90 | 134 | 1.7 | n/a | n/a | n/a |
| | 91 | n/a | n/a | n/a | n/a | n/a |
| | 92 | 0 | 0.0 | n/a | n/a | n/a |

# *GOOSE HARVEST/HUNTER INFORMATION BY YEAR*

| LOCATION | YEAR | GOOSE HARVEST | TOTAL HARVEST | HUNTER DAYS | TOTAL DAYS | GEESE PER DAY |
|---|---|---|---|---|---|---|
| **ZONE: SOUTHEAST** | | | | | | |
| UNKNOWN | 89 | 176 | 3.0 | n/a | n/a | n/a |
| | 90 | 671 | 8.3 | n/a | n/a | n/a |
| | 91 | n/a | n/a | n/a | n/a | n/a |
| | 92 | 288 | 4.5 | n/a | n/a | n/a |
| **TOTAL** | 89 | 1179 | 20.0 | n/a | n/a | n/a |
| | 90 | 1287 | 16.2 | n/a | n/a | n/a |
| | 91 | n/a | n/a | n/a | n/a | n/a |
| | 92 | 754 | 11.9 | n/a | n/a | n/a |
| **ZONE: UPPER YUKON VALLEY** | | | | | | |
| **TOTAL** | 89 | 0 | 0.0 | n/a | n/a | n/a |
| | 90 | 663 | 8.2 | n/a | n/a | n/a |
| | 91 | n/a | n/a | n/a | n/a | n/a |
| | 92 | 215 | 3.4 | n/a | n/a | n/a |
| **ZONE: YUKON DELTA** | | | | | | |
| **TOTAL** | 89 | 0 | 0.0 | n/a | n/a | n/a |
| | 90 | 0 | 0.0 | n/a | n/a | n/a |
| | 91 | n/a | n/a | n/a | n/a | n/a |
| | 92 | 215 | 3.4 | n/a | n/a | n/a |
| **ZONE: UNKNOWN** | | | | | | |
| **TOTAL** | 89 | 198 | 3.4 | n/a | n/a | n/a |
| | 90 | 130 | 1.6 | n/a | n/a | n/a |
| | 91 | n/a | n/a | n/a | n/a | n/a |
| | 92 | 335 | 5.3 | n/a | n/a | n/a |
| **TOTAL STATEWIDE** | 89 | 5710 | 100.0 | n/a | n/a | n/a |
| | 90 | 8019 | 100.0 | n/a | n/a | n/a |
| | 91 | n/a | n/a | n/a | n/a | n/a |
| | 92 | 6335 | 100.0 | n/a | n/a | n/a |



# 1992-93 HARVEST INFORMATION BY SPECIES: BEAVER

| GMU | TYPE | HUNT | TOTAL HARVEST | SEX | | | DLP | UNREPORTED ILLEGAL | AVERAGE HORN LGTH./ ANTLER WIDTH | COMMENTS |
|---|---|---|---|---|---|---|---|---|---|---|
| | | | | MALE | FEMALE | UNKNOWN | | | | |
| **Unit 01** | | | | | | | | | | |
| 01A | Trapping | | 14 | 0 | 0 | 14 | | n/a | | 9 trappers took 14 beavers |
| 01B | Trapping | | 0 | 0 | 0 | 0 | | n/a | | No beaver trapped in GMU 1B |
| 01C | Trapping | | 30 | 0 | 0 | 30 | | n/a | | |
| 01 | **TOTAL UNIT** | | 44 | 0 | 0 | 44 | | n/a | | |
| **Unit 02** | | | | | | | | | | |
| 02 | Trapping | | 63 | 0 | 0 | 63 | | 0 | | 11 trappers took 63 beavers |
| 02 | **TOTAL UNIT** | | 63 | 0 | 0 | 63 | | 0 | | |
| **Unit 03** | | | | | | | | | | |
| 03 | Trapping | | 37 | 0 | 0 | 37 | | n/a | | |
| 03 | **TOTAL UNIT** | | 37 | 0 | 0 | 37 | | n/a | | |
| **Unit 04** | | | | | | | | | | |
| 04 | Trapping | | 0 | 0 | 0 | 0 | | n/a | | |
| 04 | **TOTAL UNIT** | | 0 | 0 | 0 | 0 | | n/a | | |
| **Unit 05** | | | | | | | | | | |
| 05A | Trapping | | 1 | 0 | 0 | 1 | | n/a | | |
| 05B | Trapping | | 0 | 0 | 0 | 0 | | n/a | | |
| 05 | **TOTAL UNIT** | | 1 | 0 | 0 | 1 | | n/a | | |
| **Unit 06** | | | | | | | | | | |
| 06A | Trapping | | 1 | 0 | 0 | 1 | | n/a | | |
| 06B | Trapping | | 0 | 0 | 0 | 0 | | n/a | | |
| 06C | Trapping | | 21 | 0 | 0 | 21 | | n/a | | |
| 06D | Trapping | | 1 | 0 | 0 | 1 | | n/a | | |
| 06 | **TOTAL UNIT** | | 23 | 0 | 0 | 23 | | n/a | | |
| **Unit 07** | | | | | | | | | | |
| 07 | Trapping | | 38 | 0 | 0 | 38 | | n/a | | |
| 07 | **TOTAL UNIT** | | 38 | 0 | 0 | 38 | | n/a | | |
| **Unit 08** | | | | | | | | | | |
| 08 | Trapping | | 65 | 0 | 0 | 65 | | n/a | | 8 trappers took 65 beavers |
| 08 | **TOTAL UNIT** | | 65 | 0 | 0 | 65 | | n/a | | |
| **Unit 09** | | | | | | | | | | |
| 09A | Trapping | | 4 | 0 | 0 | 4 | | n/a | | |
| 09B | Trapping | | 105 | 0 | 0 | 105 | | n/a | | |
| 09C | Trapping | | 104 | 0 | 0 | 104 | | n/a | | |
| 09D | Trapping | | 0 | 0 | 0 | 0 | | n/a | | |
| 09E | Trapping | | 46 | 0 | 0 | 46 | | n/a | | |
| 09 | **TOTAL UNIT** | | 259 | 0 | 0 | 259 | | n/a | | |

# 1992-93 HARVEST INFORMATION BY SPECIES: BEAVER

| GMU | TYPE | HUNT | TOTAL HARVEST | SEX MALE | SEX FEMALE | SEX UNKNOWN | DLP | UNREPORTED ILLEGAL | AVERAGE HORN LGTH./ ANTLER WIDTH | COMMENTS |
|---|---|---|---|---|---|---|---|---|---|---|
| **Unit 11** | | | | | | | | | | |
| 11 | Trapping | | 5 | 0 | 0 | 5 | | n/a | | |
| 11 | **TOTAL UNIT** | | 5 | 0 | 0 | 5 | | n/a | | |
| **Unit 12** | | | | | | | | | | |
| 12 | Trapping | | 34 | 0 | 0 | 34 | | n/a | | |
| 12 | **TOTAL UNIT** | | 34 | 0 | 0 | 34 | | n/a | | |
| **Unit 13** | | | | | | | | | | |
| 13A | Trapping | | 68 | 0 | 0 | 68 | | n/a | | |
| 13B | Trapping | | 29 | 0 | 0 | 29 | | n/a | | |
| 13C | Trapping | | 22 | 0 | 0 | 22 | | n/a | | |
| 13D | Trapping | | 37 | 0 | 0 | 37 | | n/a | | |
| 13E | Trapping | | 70 | 0 | 0 | 70 | | n/a | | |
| 13Z | Trapping | | 1 | 0 | 0 | 1 | | n/a | | |
| 13 | **TOTAL UNIT** | | 227 | 0 | 0 | 227 | | n/a | | |
| **Unit 14** | | | | | | | | | | |
| 14A | DLP | | 0 | 0 | 0 | 0 | 6 | 0 | | DLP=nuisance beaver |
| 14A | Trapping | | 142 | 0 | 0 | 142 | | n/a | | |
| 14A | **TOTAL SUBUNIT** | | 142 | 0 | 0 | 142 | 6 | n/a | | |
| 14B | DLP | | 0 | 0 | 0 | 0 | 3 | 0 | | DLP=nuisance beaver |
| 14B | Trapping | | 67 | 0 | 0 | 67 | | n/a | | |
| 14B | **TOTAL SUBUNIT** | | 67 | 0 | 0 | 67 | 3 | n/a | | |
| 14C | Trapping | | 44 | 0 | 0 | 44 | | n/a | | |
| 14 | **TOTAL UNIT** | | 253 | 0 | 0 | 253 | 9 | n/a | | |
| **Unit 15** | | | | | | | | | | |
| 15A | Trapping | | 63 | 0 | 0 | 63 | | n/a | | |
| 15B | Trapping | | 3 | 0 | 0 | 3 | | n/a | | |
| 15C | Trapping | | 26 | 0 | 0 | 26 | | n/a | | |
| 15 | **TOTAL UNIT** | | 92 | 0 | 0 | 92 | | n/a | | |
| **Unit 16** | | | | | | | | | | |
| 16A | Trapping | | 31 | 0 | 0 | 31 | | n/a | | |
| 16B | Trapping | | 69 | 0 | 0 | 69 | | n/a | | |
| 16 | **TOTAL UNIT** | | 100 | 0 | 0 | 100 | | n/a | | |
| **Unit 17** | | | | | | | | | | |
| 17A | Trapping | | 98 | 0 | 0 | 98 | | n/a | | |
| 17B | Trapping | | 115 | 0 | 0 | 115 | | n/a | | |
| 17C | Trapping | | 242 | 0 | 0 | 242 | | n/a | | |
| 17 | **TOTAL UNIT** | | 455 | 0 | 0 | 455 | | n/a | | |

# 1992-93 HARVEST INFORMATION BY SPECIES: BEAVER

| GMU | TYPE | HUNT | TOTAL HARVEST | SEX | | | DLP | UNREPORTED ILLEGAL | AVERAGE HORN LGTH./ ANTLER WIDTH | COMMENTS |
|---|---|---|---|---|---|---|---|---|---|---|
| | | | | MALE | FEMALE | UNKNOWN | | | | |
| **Unit 18** | | | | | | | | | | |
| 18 | Trapping | | 605 | 0 | 0 | 605 | | 50 | | |
| 18 | **TOTAL UNIT** | | 605 | 0 | 0 | 605 | | 50 | | |
| **Unit 19** | | | | | | | | | | |
| 19A | Trapping | | 82 | 0 | 0 | 82 | | n/a | | |
| 19B | Trapping | | 8 | 0 | 0 | 8 | | n/a | | |
| 19C | Trapping | | 11 | 0 | 0 | 11 | | n/a | | |
| 19D | Trapping | | 27 | 0 | 0 | 27 | | n/a | | |
| 19 | **TOTAL UNIT** | | 128 | 0 | 0 | 128 | | n/a | | |
| **Unit 20** | | | | | | | | | | |
| 20A | Trapping | | 68 | 0 | 0 | 68 | | n/a | | |
| 20B | Trapping | | 291 | 0 | 0 | 291 | | n/a | | |
| 20C | Trapping | | 76 | 0 | 0 | 76 | | n/a | | |
| 20D | Trapping | | 6 | 0 | 0 | 6 | | n/a | | |
| 20E | Trapping | | 6 | 0 | 0 | 6 | | n/a | | |
| 20F | Trapping | | 10 | 0 | 0 | 10 | | n/a | | |
| 20 | **TOTAL UNIT** | | 457 | 0 | 0 | 457 | | n/a | | |
| **Unit 21** | | | | | | | | | | |
| 21A | Trapping | | 110 | 0 | 0 | 110 | | n/a | | |
| 21B | Trapping | | 12 | 0 | 0 | 12 | | n/a | | |
| 21C | Trapping | | 0 | 0 | 0 | 0 | | n/a | | |
| 21D | Trapping | | 85 | 0 | 0 | 85 | | n/a | | |
| 21E | Trapping | | 11 | 0 | 0 | 11 | | n/a | | |
| 21 | **TOTAL UNIT** | | 218 | 0 | 0 | 218 | | n/a | | |
| **Unit 22** | | | | | | | | | | |
| 22A | Trapping | | 10 | 0 | 0 | 10 | | n/a | | |
| 22B | Trapping | | 5 | 0 | 0 | 5 | | n/a | | |
| 22C | Trapping | | 1 | 0 | 0 | 1 | | n/a | | |
| 22D | Trapping | | 0 | 0 | 0 | 0 | | n/a | | |
| 22E | Trapping | | 0 | 0 | 0 | 0 | | n/a | | |
| 22 | **TOTAL UNIT** | | 16 | 0 | 0 | 16 | | n/a | | |
| **Unit 23** | | | | | | | | | | |
| 23 | Trapping | | 0 | 0 | 0 | 0 | | n/a | | |
| 23 | **TOTAL UNIT** | | 0 | 0 | 0 | 0 | | n/a | | |
| **Unit 24** | | | | | | | | | | |
| 24 | Trapping | | 78 | 0 | 0 | 78 | | n/a | | |
| 24 | **TOTAL UNIT** | | 78 | 0 | 0 | 78 | | n/a | | |

# 1992-93 HARVEST INFORMATION BY SPECIES: BEAVER

| GMU | TYPE | HUNT | TOTAL HARVEST | SEX | | | DLP | UNREPORTED ILLEGAL | AVERAGE HORN LGTH./ ANTLER WIDTH | COMMENTS |
|---|---|---|---|---|---|---|---|---|---|---|
| | | | | MALE | FEMALE | UNKNOWN | | | | |
| **Unit 25** | | | | | | | | | | |
| 25A | Trapping | | 7 | 0 | 0 | 7 | | n/a | | |
| 25B | Trapping | | 15 | 0 | 0 | 15 | | n/a | | |
| 25C | Trapping | | 6 | 0 | 0 | 6 | | n/a | | |
| 25D | Trapping | | 13 | 0 | 0 | 13 | | n/a | | |
| 25 | **TOTAL UNIT** | | 41 | 0 | 0 | 41 | | n/a | | |
| | **TOTAL STATEWIDE** | | 3239 | 0 | 0 | 3239 | 9 | 50 | | |

# 1992-93 HARVEST INFORMATION BY SPECIES: BISON

| GMU | TYPE | HUNT | TOTAL HARVEST | SEX | | | DLP | UNREPORTED ILLEGAL | AVERAGE HORN LGTH./ ANTLER WIDTH | COMMENTS |
|---|---|---|---|---|---|---|---|---|---|---|
| | | | | MALE | FEMALE | UNKNOWN | | | | |
| **Unit 19** | | | | | | | | | | |
| 19A | Drawing | D0451 | 0 | 0 | 0 | 0 | | 0 | | |
| 19A | Drawing | D0452 | 0 | 0 | 0 | 0 | | 0 | | |
| 19A | **TOTAL SUBUNIT** | | 0 | 0 | 0 | 0 | | 0 | | |
| 19B | Drawing | D0451 | 0 | 0 | 0 | 0 | | 0 | | |
| 19B | Drawing | D0452 | 0 | 0 | 0 | 0 | | 0 | | |
| 19B | **TOTAL SUBUNIT** | | 0 | 0 | 0 | 0 | | 0 | | |
| 19C | Drawing | D0451 | 4 | 3 | 1 | 0 | | 0 | | |
| 19C | Drawing | D0452 | 9 | 6 | 3 | 0 | | 0 | | |
| 19C | **TOTAL SUBUNIT** | | 13 | 9 | 4 | 0 | | 0 | | |
| 19D | Drawing | D0451 | 1 | 1 | 0 | 0 | | 0 | | |
| 19D | Drawing | D0452 | 0 | 0 | 0 | 0 | | 0 | | |
| 19D | **TOTAL SUBUNIT** | | 1 | 1 | 0 | 0 | | 0 | | |
| 19Z | Drawing | D0451 | 0 | 0 | 0 | 0 | | 0 | | |
| 19 | **TOTAL UNIT** | | 14 | 10 | 4 | 0 | | 0 | | |
| **Unit 20** | | | | | | | | | | |
| 20D | Drawing | D0403 | 76 | 62 | 13 | 1 | | 0 | | |
| 20D | Drawing | D0404 | 20 | 0 | 20 | 0 | | 0 | | |
| 20D | **TOTAL SUBUNIT** | | 96 | 62 | 33 | 1 | | 0 | | |
| 20 | **TOTAL UNIT** | | 96 | 62 | 33 | 1 | | 0 | | |
| | **TOTAL STATEWIDE** | | 110 | 72 | 37 | 1 | | 0 | | |

# 1992-93 HARVEST INFORMATION BY SPECIES: BLACK BEAR

| GMU | TYPE | HUNT | TOTAL HARVEST | SEX | | | DLP | UNREPORTED ILLEGAL | AVERAGE HORN LGTH./ ANTLER WIDTH | COMMENTS |
|---|---|---|---|---|---|---|---|---|---|---|
| | | | | MALE | FEMALE | UNKNOWN | | | | |
| **Unit 01** | | | | | | | | | | |
| 01A | DLP | | 0 | 0 | 0 | 0 | 4 | 0 | | 2 DLP and 2 road kills |
| 01A | General Season | | 33 | 23 | 10 | 0 | | 0 | | |
| 01A | **TOTAL SUBUNIT** | | 33 | 23 | 10 | 0 | 4 | 0 | | |
| 01B | General Season | | 14 | 11 | 3 | 0 | | 0 | | GMU 1B has no communities and no residents |
| 01C | DLP | | 0 | 0 | 0 | 0 | 1 | 0 | | One road-killed cub not shown |
| 01C | General Season | | 65 | 53 | 11 | 1 | | 0 | | |
| 01C | **TOTAL SUBUNIT** | | 65 | 53 | 11 | 1 | 1 | 0 | | |
| 01D | DLP | | 0 | 0 | 0 | 0 | 1 | 0 | | |
| 01D | General Season | | 29 | 25 | 4 | 0 | | 0 | | |
| 01D | **TOTAL SUBUNIT** | | 29 | 25 | 4 | 0 | 1 | 0 | | |
| 01 | **TOTAL UNIT** | | 141 | 112 | 28 | 1 | 6 | 0 | | |
| **Unit 02** | | | | | | | | | | |
| 02 | DLP | | 0 | 0 | 0 | 0 | 2 | 0 | | 1 DLP and 1 research mortality |
| 02 | General Season | | 222 | 158 | 44 | 20 | | 0 | | |
| 02 | **TOTAL UNIT** | | 222 | 158 | 44 | 20 | 2 | 0 | | |
| **Unit 03** | | | | | | | | | | |
| 03 | DLP | | 0 | 0 | 0 | 0 | 5 | 0 | | |
| 03 | General Season | | 161 | 123 | 36 | 2 | | 0 | | |
| 03 | **TOTAL UNIT** | | 161 | 123 | 36 | 2 | 5 | 0 | | |
| **Unit 05** | | | | | | | | | | |
| 05A | General Season | | 18 | 10 | 8 | 0 | | 0 | | One glacier bear taken |
| 05B | General Season | | 0 | 0 | 0 | 0 | | 0 | | |
| 05 | **TOTAL UNIT** | | 18 | 10 | 8 | 0 | 0 | 0 | | |
| **Unit 06** | | | | | | | | | | |
| 06A | DLP | | 0 | 0 | 0 | 0 | 1 | 0 | | |
| 06A | General Season | | 38 | 30 | 8 | 0 | | 0 | | |
| 06A | **TOTAL SUBUNIT** | | 38 | 30 | 8 | 0 | 1 | 0 | | |
| 06B | General Season | | 8 | 5 | 3 | 0 | | 0 | | |
| 06C | General Season | | 20 | 14 | 5 | 1 | | 0 | | |
| 06D | DLP | | 0 | 0 | 0 | 0 | 9 | 0 | | |
| 06D | General Season | | 140 | 95 | 40 | 5 | | 0 | | |
| 06D | **TOTAL SUBUNIT** | | 140 | 95 | 40 | 5 | 9 | 0 | | |
| 06 | **TOTAL UNIT** | | 206 | 144 | 56 | 6 | 10 | 0 | | |
| **Unit 07** | | | | | | | | | | |
| 07 | DLP | | 0 | 0 | 0 | 0 | 5 | 0 | | |
| 07 | General Season | | 92 | 56 | 33 | 3 | | 0 | | |
| 07 | **TOTAL UNIT** | | 92 | 56 | 33 | 3 | 5 | 0 | | |

# 1992-93 HARVEST INFORMATION BY SPECIES: BLACK BEAR

| GMU | TYPE | HUNT | TOTAL HARVEST | SEX | | | DLP | UNREPORTED ILLEGAL | AVERAGE HORN LGTH./ ANTLER WIDTH | COMMENTS |
|---|---|---|---|---|---|---|---|---|---|---|
| | | | | MALE | FEMALE | UNKNOWN | | | | |
| **Unit 09** | | | | | | | | | | |
| 09A | General Season | | n/a | n/a | n/a | n/a | | n/a | | No sealing required in GMU 9 |
| 09B | General Season | | 3 | 3 | 0 | 0 | | n/a | | No sealing required in GMU 9 |
| 09C | General Season | | n/a | n/a | n/a | n/a | | n/a | | No sealing required in GMU 9 |
| 09D | General Season | | n/a | n/a | n/a | n/a | | n/a | | No sealing required in GMU 9 |
| 09E | General Season | | n/a | n/a | n/a | n/a | | n/a | | No sealing required in GMU 9 |
| 09 | **TOTAL UNIT** | | 3 | 3 | 0 | 0 | | n/a | | |
| **Unit 11** | | | | | | | | | | |
| 11 | DLP | | 0 | 0 | 0 | 0 | 1 | 0 | | |
| 11 | General Season | | 12 | 9 | 2 | 1 | | 0 | | |
| 11 | **TOTAL UNIT** | | 12 | 9 | 2 | 1 | 1 | 0 | | |
| **Unit 12** | | | | | | | | | | |
| 12 | General Season | | 36 | 25 | 10 | 1 | | 0 | | |
| 12 | **TOTAL UNIT** | | 36 | 25 | 10 | 1 | 0 | 0 | | |
| **Unit 13** | | | | | | | | | | |
| 13A | DLP | | 0 | 0 | 0 | 0 | 1 | 0 | | |
| 13A | General Season | | 8 | 2 | 5 | 1 | | 0 | | |
| 13A | **TOTAL SUBUNIT** | | 8 | 2 | 5 | 1 | 1 | 0 | | |
| 13B | General Season | | 7 | 5 | 2 | 0 | | 0 | | |
| 13C | General Season | | 2 | 2 | 0 | 0 | | 0 | | |
| 13D | General Season | | 41 | 32 | 8 | 1 | | 0 | | |
| 13E | General Season | | 22 | 13 | 7 | 2 | | 0 | | |
| 13Z | General Season | | 1 | 0 | 1 | 0 | | 0 | | |
| 13 | **TOTAL UNIT** | | 81 | 54 | 23 | 4 | 1 | 0 | | |
| **Unit 14** | | | | | | | | | | |
| 14A | DLP | | 0 | 0 | 0 | 0 | 3 | 0 | | |
| 14A | General Season | | 44 | 31 | 10 | 3 | | 6 | | UNREPTD estimated |
| 14A | **TOTAL SUBUNIT** | | 44 | 31 | 10 | 3 | 3 | 6 | | |
| 14B | DLP | | 0 | 0 | 0 | 0 | 1 | 0 | | |
| 14B | General Season | | 15 | 10 | 5 | 0 | | 3 | | UNREPTD estimated |
| 14B | **TOTAL SUBUNIT** | | 15 | 10 | 5 | 0 | 1 | 3 | | |
| 14C | DLP | | 0 | 0 | 0 | 0 | 2 | 0 | | |
| 14C | General Season | | 21 | 15 | 6 | 0 | | 0 | | |
| 14C | **TOTAL SUBUNIT** | | 21 | 15 | 6 | 0 | 2 | 0 | | |
| 14 | **TOTAL UNIT** | | 80 | 56 | 21 | 3 | 6 | 9 | | |
| **Unit 15** | | | | | | | | | | |
| 15A | General Season | | 35 | 22 | 13 | 0 | | 0 | | |
| 15B | General Season | | 25 | 15 | 10 | 0 | | 0 | | |

# 1992-93 HARVEST INFORMATION BY SPECIES: BLACK BEAR

| GMU | TYPE | HUNT | TOTAL HARVEST | SEX | | | DLP | UNREPORTED ILLEGAL | AVERAGE HORN LGTH./ ANTLER WIDTH | COMMENTS |
|---|---|---|---|---|---|---|---|---|---|---|
| | | | | MALE | FEMALE | UNKNOWN | | | | |
| **Unit 15** | | | | | | | | | | |
| 15C | DLP | | 0 | 0 | 0 | 0 | 1 | 0 | | |
| 15C | General Season | | 109 | 72 | 35 | 2 | | 0 | | |
| 15C | **TOTAL SUBUNIT** | | 109 | 72 | 35 | 2 | 1 | 0 | | |
| 15 | **TOTAL UNIT** | | 169 | 109 | 58 | 2 | 1 | 0 | | |
| **Unit 16** | | | | | | | | | | |
| 16A | General Season | | 44 | 26 | 15 | 3 | | 8 | | UNREPTD estimated |
| 16B | General Season | | 65 | 48 | 14 | 3 | | 0 | | |
| 16 | **TOTAL UNIT** | | 109 | 74 | 29 | 6 | 0 | 8 | | |
| **Unit 17** | | | | | | | | | | |
| 17A | General Season | | n/a | n/a | n/a | n/a | | n/a | | No sealing required in GMU 17 |
| 17B | General Season | | 1 | 1 | 0 | 0 | | n/a | | No sealing required in GMU 17 |
| 17C | General Season | | n/a | n/a | n/a | n/a | | n/a | | No sealing required in GMU 17 |
| 17 | **TOTAL UNIT** | | 1 | 1 | 0 | 0 | | n/a | | |
| **Unit 18** | | | | | | | | | | |
| 18 | General Season | | 1 | 1 | 0 | 0 | | 0 | | |
| 18 | **TOTAL UNIT** | | 1 | 1 | 0 | 0 | | 0 | | |
| **Unit 19** | | | | | | | | | | |
| 19A | General Season | | 1 | 1 | 0 | 0 | | n/a | | No sealing required in GMU 19 |
| 19B | General Season | | 1 | 0 | 1 | 0 | | n/a | | No sealing required in GMU 19 |
| 19C | General Season | | 4 | 4 | 0 | 0 | | n/a | | No sealing required in GMU 19 |
| 19D | General Season | | 1 | 1 | 0 | 0 | | n/a | | No sealing required in GMU 19 |
| 19 | **TOTAL UNIT** | | 7 | 6 | 1 | 0 | | n/a | | |
| **Unit 20** | | | | | | | | | | |
| 20A | DLP | | 0 | 0 | 0 | 0 | 4 | 0 | | |
| 20A | General Season | | 60 | 36 | 24 | 0 | | 0 | | |
| 20A | **TOTAL SUBUNIT** | | 60 | 36 | 24 | 0 | 4 | 0 | | |
| 20B | DLP | | 0 | 0 | 0 | 0 | 1 | 0 | | |
| 20B | General Season | | 156 | 98 | 58 | 0 | | 0 | | |
| 20B | **TOTAL SUBUNIT** | | 156 | 98 | 58 | 0 | 1 | 0 | | |
| 20C | General Season | | 21 | 18 | 3 | 0 | | 0 | | |
| 20D | DLP | | 0 | 0 | 0 | 0 | 2 | 0 | | |
| 20D | General Season | | 19 | 13 | 5 | 1 | | 0 | | |
| 20D | **TOTAL SUBUNIT** | | 19 | 13 | 5 | 1 | 2 | 0 | | |
| 20E | DLP | | 0 | 0 | 0 | 0 | 1 | 0 | | |
| 20E | General Season | | 18 | 14 | 4 | 0 | | 0 | | |
| 20E | **TOTAL SUBUNIT** | | 18 | 14 | 4 | 0 | 1 | 0 | | |
| 20F | General Season | | 39 | 24 | 15 | 0 | | 0 | | |
| 20 | **TOTAL UNIT** | | 313 | 203 | 109 | 1 | 8 | 0 | | |

# 1992-93 HARVEST INFORMATION BY SPECIES: BLACK BEAR

| GMU | TYPE | HUNT | TOTAL HARVEST | SEX | | | DLP | UNREPORTED ILLEGAL | AVERAGE HORN LGTH./ ANTLER WIDTH | COMMENTS |
|---|---|---|---|---|---|---|---|---|---|---|
| | | | | MALE | FEMALE | UNKNOWN | | | | |
| **Unit 21** | | | | | | | | | | |
| 21A | General Season | | n/a | n/a | n/a | n/a | | n/a | | No sealing required in GMU 21 |
| 21B | General Season | | 2 | 1 | 1 | 0 | | 0 | | No sealing required in GMU 21 |
| 21C | General Season | | 0 | 0 | 0 | 0 | | 0 | | No sealing required in GMU 21 |
| 21D | General Season | | 8 | 6 | 2 | 0 | | 0 | | No sealing required in GMU 21 |
| 21E | General Season | | n/a | n/a | n/a | n/a | | n/a | | No sealing required in GMU 21 |
| 21 | **TOTAL UNIT** | | 10 | 7 | 3 | 0 | | 0 | | |
| **Unit 22** | | | | | | | | | | |
| 22A | General Season | | 0 | 0 | 0 | 0 | | n/a | | No sealing required in GMU 22 |
| 22B | General Season | | 0 | 0 | 0 | 0 | | n/a | | No sealing required in GMU 22 |
| 22C | General Season | | 0 | 0 | 0 | 0 | | n/a | | No sealing required in GMU 22 |
| 22D | General Season | | 0 | 0 | 0 | 0 | | n/a | | No sealing required in GMU 22 |
| 22E | General Season | | 0 | 0 | 0 | 0 | | n/a | | No sealing required in GMU 22 |
| 22 | **TOTAL UNIT** | | 0 | 0 | 0 | 0 | | n/a | | |
| **Unit 23** | | | | | | | | | | |
| 23 | General Season | | n/a | n/a | n/a | n/a | | n/a | | No sealing required in GMU 23 |
| 23 | **TOTAL UNIT** | | n/a | n/a | n/a | n/a | | n/a | | |
| **Unit 24** | | | | | | | | | | |
| 24 | General Season | | 2 | 2 | 0 | 0 | | 0 | | No sealing required in GMU 24 |
| 24 | **TOTAL UNIT** | | 2 | 2 | 0 | 0 | | 0 | | |
| **Unit 25** | | | | | | | | | | |
| 25A | General Season | | n/a | n/a | n/a | n/a | | n/a | | No sealing required in GMU 25 |
| 25B | General Season | | n/a | n/a | n/a | n/a | | n/a | | No sealing required in GMU 25 |
| 25C | General Season | | 4 | 4 | 0 | 0 | | 0 | | No sealing required in GMU 25 |
| 25D | General Season | | n/a | n/a | n/a | n/a | | n/a | | No sealing required in GMU 25 |
| 25 | **TOTAL UNIT** | | 4 | 4 | 0 | 0 | | 0 | | |
| **Unit 26** | | | | | | | | | | |
| 26A | General Season | | 0 | 0 | 0 | 0 | | 0 | | No sealing required in GMU 26 |
| 26B | General Season | | n/a | n/a | n/a | n/a | | n/a | | No sealing required in GMU 26 |
| 26C | General Season | | n/a | n/a | n/a | n/a | | n/a | | No sealing required in GMU 26 |
| 26 | **TOTAL UNIT** | | n/a | n/a | n/a | n/a | | n/a | | |
| | **TOTAL STATEWIDE** | | 1668 | 1157 | 461 | 50 | 45 | 17 | | |

# 1992-93 HARVEST INFORMATION BY SPECIES: BROWN BEAR

| GMU | TYPE | HUNT | TOTAL HARVEST | SEX | | | UNREPORTED | | AVERAGE HORN LGTH./ ANTLER WIDTH | COMMENTS |
|---|---|---|---|---|---|---|---|---|---|---|
| | | | | MALE | FEMALE | UNKNOWN | DLP | ILLEGAL | | |
| **Unit 01** | | | | | | | | | | |
| 01A | DLP | | 0 | 0 | 0 | 0 | 1 | 0 | | |
| 01A | Registration | R0272F | 4 | 2 | 2 | 0 | | 0 | | |
| 01A | Registration | R0272S | 3 | 3 | 0 | 0 | | 0 | | |
| 01A | **TOTAL HUNT** | 0272 | 7 | 5 | 2 | 0 | | 0 | | |
| 01A | **TOTAL SUBUNIT** | | 7 | 5 | 2 | 0 | 1 | 0 | | |
| 01B | Registration | R0272F | 4 | 1 | 3 | 0 | | 0 | | GMU 1B has no communities and no residents |
| 01B | Registration | R0272S | 4 | 3 | 1 | 0 | | 0 | | GMU 1B has no communities and no residents |
| 01B | **TOTAL HUNT** | 0272 | 8 | 4 | 4 | 0 | | 0 | | |
| 01B | **TOTAL SUBUNIT** | | 8 | 4 | 4 | 0 | | 0 | | |
| 01C | Registration | R0272F | 4 | 3 | 1 | 0 | | 0 | | |
| 01C | Registration | R0272S | 0 | 0 | 0 | 0 | | 0 | | |
| 01C | **TOTAL HUNT** | 0272 | 4 | 3 | 1 | 0 | | 0 | | |
| 01C | **TOTAL SUBUNIT** | | 4 | 3 | 1 | 0 | | 0 | | |
| 01D | DLP | | 0 | 0 | 0 | 0 | 4 | 0 | | |
| 01D | Registration | R0272F | 14 | 7 | 7 | 0 | | 0 | | |
| 01D | Registration | R0272S | 6 | 6 | 0 | 0 | | 0 | | One male killed illegally |
| 01D | **TOTAL HUNT** | 0272 | 20 | 13 | 7 | 0 | | 0 | | |
| 01D | **TOTAL SUBUNIT** | | 20 | 13 | 7 | 0 | 4 | 0 | | |
| 01 | **TOTAL UNIT** | | 39 | 25 | 14 | 0 | 5 | 0 | | |
| **Unit 03** | | | | | | | | | | |
| 03 | General Season | | 0 | 0 | 0 | 0 | | 1 | | Illegal kill, no brown bear season in GMU 3 |
| 03 | **TOTAL UNIT** | | 0 | 0 | 0 | 0 | 0 | 1 | | |
| **Unit 04** | | | | | | | | | | |
| 04 | DLP | | 0 | 0 | 0 | 0 | 4 | 0 | | Fall '92 nonsport kills from Northeast Chichagof Controlled Use Area |
| 04 | Registration | R0277S | 18 | 9 | 9 | 0 | | 0 | | Boundaries of Northeast Chichagof Controlled Use Area changed for Spring '93 season |
| 04 | Registration | R0278F | 8 | 5 | 3 | 0 | | 0 | | |
| 04 | Registration | R0278S | 9 | 9 | 0 | 0 | | 0 | | |
| 04 | **TOTAL HUNT** | 0278 | 17 | 14 | 3 | 0 | | 0 | | |
| 04 | Registration | R0279F | 23 | 11 | 12 | 0 | | 0 | | |
| 04 | Registration | R0279S | 65 | 50 | 15 | 0 | | 0 | | |
| 04 | **TOTAL HUNT** | 0279 | 88 | 61 | 27 | 0 | | 0 | | |
| 04 | **TOTAL UNIT** | | 123 | 84 | 39 | 0 | 4 | 0 | | |
| **Unit 05** | | | | | | | | | | |
| 05A | General Season | | 31 | 21 | 10 | 0 | | 1 | | One female killed illegally |
| 05B | General Season | | 8 | 7 | 1 | 0 | | 0 | | |
| 05 | **TOTAL UNIT** | | 39 | 28 | 11 | 0 | 0 | 1 | | |

# 1992-93 HARVEST INFORMATION BY SPECIES: BROWN BEAR

| GMU | TYPE | HUNT | TOTAL HARVEST | SEX | | | DLP | UNREPORTED ILLEGAL | AVERAGE HORN LGTH./ ANTLER WIDTH | COMMENTS |
|---|---|---|---|---|---|---|---|---|---|---|
| | | | | MALE | FEMALE | UNKNOWN | | | | |
| **Unit 06** | | | | | | | | | | |
| 06A | General Season | | 12 | 7 | 5 | 0 | | 0 | | |
| 06B | General Season | | 4 | 3 | 1 | 0 | | 0 | | |
| 06C | General Season | | 1 | 1 | 0 | 0 | | 0 | | |
| 06D | DLP | | 0 | 0 | 0 | 0 | 5 | 0 | | |
| 06D | General Season | | 22 | 15 | 7 | 0 | | 0 | | |
| 06D | **TOTAL SUBUNIT** | | 22 | 15 | 7 | 0 | 5 | 0 | | |
| 06 | **TOTAL UNIT** | | 39 | 26 | 13 | 0 | 5 | 0 | | |
| **Unit 07** | | | | | | | | | | |
| 07 | General Season | | 9 | 4 | 5 | 0 | | 0 | | |
| 07 | **TOTAL UNIT** | | 9 | 4 | 5 | 0 | 0 | 0 | | |
| **Unit 08** | | | | | | | | | | |
| 08 | DLP | | 0 | 0 | 0 | 0 | 10 | 0 | | |
| 08 | Drawing | D0201 | 1 | 1 | 0 | 0 | | 0 | | |
| 08 | Registration | R0201 | 1 | 1 | 0 | 0 | | 0 | | |
| 08 | **TOTAL HUNT** | 0201 | 2 | 2 | 0 | 0 | | 0 | | |
| 08 | Drawing | D0202 | 0 | 0 | 0 | 0 | | 0 | | |
| 08 | Registration | R0202 | 2 | 0 | 2 | 0 | | 0 | | |
| 08 | **TOTAL HUNT** | 0202 | 2 | 0 | 2 | 0 | | 0 | | |
| 08 | Drawing | D0203 | 1 | 0 | 1 | 0 | | 0 | | |
| 08 | Registration | R0203 | 1 | 1 | 0 | 0 | | 0 | | |
| 08 | **TOTAL HUNT** | 0203 | 2 | 1 | 1 | 0 | | 0 | | |
| 08 | Drawing | D0204 | 0 | 0 | 0 | 0 | | 0 | | |
| 08 | Registration | R0204 | 1 | 1 | 0 | 0 | | 0 | | |
| 08 | **TOTAL HUNT** | 0204 | 1 | 1 | 0 | 0 | | 0 | | |
| 08 | Drawing | D0205 | 0 | 0 | 0 | 0 | | 0 | | |
| 08 | Registration | R0205 | 2 | 2 | 0 | 0 | | 0 | | |
| 08 | **TOTAL HUNT** | 0205 | 2 | 2 | 0 | 0 | | 0 | | |
| 08 | Drawing | D0206 | 2 | 2 | 0 | 0 | | 0 | | |
| 08 | Registration | R0206 | 2 | 1 | 1 | 0 | | 0 | | |
| 08 | **TOTAL HUNT** | 0206 | 4 | 3 | 1 | 0 | | 0 | | |
| 08 | Drawing | D0207 | 1 | 1 | 0 | 0 | | 0 | | |
| 08 | Registration | R0207 | 1 | 0 | 1 | 0 | | 0 | | |
| 08 | **TOTAL HUNT** | 0207 | 2 | 1 | 1 | 0 | | 0 | | |
| 08 | Drawing | D0208 | 0 | 0 | 0 | 0 | | 0 | | |
| 08 | Registration | R0208 | 1 | 0 | 1 | 0 | | 0 | | |
| 08 | **TOTAL HUNT** | 0208 | 1 | 0 | 1 | 0 | | 0 | | |
| 08 | Drawing | D0209 | 2 | 2 | 0 | 0 | | 0 | | |
| 08 | Registration | R0209 | 1 | 1 | 0 | 0 | | 0 | | |
| 08 | **TOTAL HUNT** | 0209 | 3 | 3 | 0 | 0 | | 0 | | |
| 08 | Drawing | D0210 | 1 | 1 | 0 | 0 | | 0 | | |
| 08 | Registration | R0210 | 2 | 1 | 1 | 0 | | 0 | | |
| 08 | **TOTAL HUNT** | 0210 | 3 | 2 | 1 | 0 | | 0 | | |
| 08 | Drawing | D0211 | 2 | 1 | 1 | 0 | | 0 | | |
| 08 | Registration | R0211 | 2 | 2 | 0 | 0 | | 0 | | |
| 08 | **TOTAL HUNT** | 0211 | 4 | 3 | 1 | 0 | | 0 | | |

# 1992-93 HARVEST INFORMATION BY SPECIES: BROWN BEAR

| GMU | TYPE | HUNT | TOTAL HARVEST | SEX | | | DLP | UNREPORTED ILLEGAL | AVERAGE HORN LGTH./ ANTLER WIDTH | COMMENTS |
|---|---|---|---|---|---|---|---|---|---|---|
| | | | | MALE | FEMALE | UNKNOWN | | | | |
| **Unit 08** | | | | | | | | | | |
| 08 | Drawing | D0212 | 2 | 0 | 2 | 0 | | 0 | | |
| 08 | Registration | R0212 | 0 | 0 | 0 | 0 | | 0 | | |
| 08 | **TOTAL HUNT** | 0212 | 2 | 0 | 2 | 0 | | 0 | | |
| 08 | Drawing | D0213 | 2 | 2 | 0 | 0 | | 0 | | |
| 08 | Registration | R0213 | 2 | 1 | 1 | 0 | | 0 | | |
| 08 | **TOTAL HUNT** | 0213 | 4 | 3 | 1 | 0 | | 0 | | |
| 08 | Drawing | D0214 | 2 | 0 | 2 | 0 | | 0 | | |
| 08 | Registration | R0214 | 0 | 0 | 0 | 0 | | 0 | | |
| 08 | **TOTAL HUNT** | 0214 | 2 | 0 | 2 | 0 | | 0 | | |
| 08 | Drawing | D0215 | 0 | 0 | 0 | 0 | | 0 | | |
| 08 | Registration | R0215 | 2 | 0 | 2 | 0 | | 0 | | |
| 08 | **TOTAL HUNT** | 0215 | 2 | 0 | 2 | 0 | | 0 | | |
| 08 | Drawing | D0216 | 0 | 0 | 0 | 0 | | 0 | | |
| 08 | Registration | R0216 | 0 | 0 | 0 | 0 | | 0 | | |
| 08 | **TOTAL HUNT** | 0216 | 0 | 0 | 0 | 0 | | 0 | | |
| 08 | Drawing | D0217 | 1 | 0 | 1 | 0 | | 0 | | |
| 08 | Registration | R0217 | 1 | 1 | 0 | 0 | | 0 | | |
| 08 | **TOTAL HUNT** | 0217 | 2 | 1 | 1 | 0 | | 0 | | |
| 08 | Drawing | D0218 | 0 | 0 | 0 | 0 | | 0 | | |
| 08 | Registration | R0218 | 0 | 0 | 0 | 0 | | 0 | | |
| 08 | **TOTAL HUNT** | 0218 | 0 | 0 | 0 | 0 | | 0 | | |
| 08 | Drawing | D0219 | 1 | 1 | 0 | 0 | | 0 | | |
| 08 | Registration | R0219 | 1 | 1 | 0 | 0 | | 0 | | |
| 08 | **TOTAL HUNT** | 0219 | 2 | 2 | 0 | 0 | | 0 | | |
| 08 | Drawing | D0220 | 0 | 0 | 0 | 0 | | 0 | | |
| 08 | Registration | R0220 | 1 | 1 | 0 | 0 | | 0 | | |
| 08 | **TOTAL HUNT** | 0220 | 1 | 1 | 0 | 0 | | 0 | | |
| 08 | Drawing | D0221 | 1 | 1 | 0 | 0 | | 0 | | |
| 08 | Registration | R0221 | 1 | 1 | 0 | 0 | | 0 | | |
| 08 | **TOTAL HUNT** | 0221 | 2 | 2 | 0 | 0 | | 0 | | |
| 08 | Drawing | D0222 | 0 | 0 | 0 | 0 | | 0 | | |
| 08 | Registration | R0222 | 2 | 1 | 1 | 0 | | 0 | | |
| 08 | **TOTAL HUNT** | 0222 | 2 | 1 | 1 | 0 | | 0 | | |
| 08 | Drawing | D0223 | 0 | 0 | 0 | 0 | | 0 | | Hunt held, no effort |
| 08 | Registration | R0223 | 0 | 0 | 0 | 0 | | 0 | | |
| 08 | **TOTAL HUNT** | 0223 | 0 | 0 | 0 | 0 | | 0 | | |
| 08 | Drawing | D0224 | 1 | 1 | 0 | 0 | | 0 | | |
| 08 | Registration | R0224 | 1 | 1 | 0 | 0 | | 0 | | |
| 08 | **TOTAL HUNT** | 0224 | 2 | 2 | 0 | 0 | | 0 | | |
| 08 | Drawing | D0225 | 0 | 0 | 0 | 0 | | 0 | | |
| 08 | Registration | R0225 | 0 | 0 | 0 | 0 | | 0 | | |
| 08 | **TOTAL HUNT** | 0225 | 0 | 0 | 0 | 0 | | 0 | | |
| 08 | Drawing | D0226 | 3 | 1 | 2 | 0 | | 0 | | |
| 08 | Registration | R0226 | 0 | 0 | 0 | 0 | | 0 | | |
| 08 | **TOTAL HUNT** | 0226 | 3 | 1 | 2 | 0 | | 0 | | |
| 08 | Drawing | D0227 | 0 | 0 | 0 | 0 | | 0 | | |
| 08 | Registration | R0227 | 2 | 2 | 0 | 0 | | 0 | | |
| 08 | **TOTAL HUNT** | 0227 | 2 | 2 | 0 | 0 | | 0 | | |

# 1992-93 HARVEST INFORMATION BY SPECIES: BROWN BEAR

| GMU | TYPE | HUNT | TOTAL HARVEST | SEX | | | DLP | UNREPORTED ILLEGAL | AVERAGE HORN LGTH./ ANTLER WIDTH | COMMENTS |
|---|---|---|---|---|---|---|---|---|---|---|
| | | | | MALE | FEMALE | UNKNOWN | | | | |
| **Unit 08** | | | | | | | | | | |
| 08 | Drawing | D0228 | 0 | 0 | 0 | 0 | | 0 | | |
| 08 | Registration | R0228 | 0 | 0 | 0 | 0 | | 0 | | |
| 08 | **TOTAL HUNT** | 0228 | 0 | 0 | 0 | 0 | | 0 | | |
| 08 | Drawing | D0229 | 3 | 2 | 1 | 0 | | 0 | | |
| 08 | Registration | R0229 | 1 | 0 | 1 | 0 | | 0 | | |
| 08 | **TOTAL HUNT** | 0229 | 4 | 2 | 2 | 0 | | 0 | | |
| 08 | Registration | R0230 | 7 | 4 | 2 | 1 | | 0 | | |
| 08 | Drawing | D0231 | 0 | 0 | 0 | 0 | | 0 | | Hunt held, no effort |
| 08 | Registration | R0231 | 0 | 0 | 0 | 0 | | 0 | | |
| 08 | **TOTAL HUNT** | 0231 | 0 | 0 | 0 | 0 | | 0 | | |
| 08 | Drawing | D0232 | 0 | 0 | 0 | 0 | | 0 | | |
| 08 | Registration | R0232 | 0 | 0 | 0 | 0 | | 0 | | |
| 08 | **TOTAL HUNT** | 0232 | 0 | 0 | 0 | 0 | | 0 | | |
| 08 | Drawing | D0233 | 1 | 1 | 0 | 0 | | 0 | | |
| 08 | Registration | R0233 | 3 | 2 | 1 | 0 | | 0 | | |
| 08 | **TOTAL HUNT** | 0233 | 4 | 3 | 1 | 0 | | 0 | | |
| 08 | Drawing | D0234 | 2 | 1 | 1 | 0 | | 0 | | |
| 08 | Registration | R0234 | 3 | 3 | 0 | 0 | | 0 | | |
| 08 | **TOTAL HUNT** | 0234 | 5 | 4 | 1 | 0 | | 0 | | |
| 08 | Drawing | D0235 | 1 | 0 | 1 | 0 | | 0 | | |
| 08 | Registration | R0235 | 3 | 2 | 1 | 0 | | 0 | | |
| 08 | **TOTAL HUNT** | 0235 | 4 | 2 | 2 | 0 | | 0 | | |
| 08 | Drawing | D0236 | 2 | 1 | 1 | 0 | | 0 | | |
| 08 | Registration | R0236 | 3 | 3 | 0 | 0 | | 0 | | |
| 08 | **TOTAL HUNT** | 0236 | 5 | 4 | 1 | 0 | | 0 | | |
| 08 | Drawing | D0237 | 3 | 3 | 0 | 0 | | 0 | | |
| 08 | Registration | R0237 | 2 | 1 | 1 | 0 | | 0 | | |
| 08 | **TOTAL HUNT** | 0237 | 5 | 4 | 1 | 0 | | 0 | | |
| 08 | Drawing | D0238 | 0 | 0 | 0 | 0 | | 0 | | |
| 08 | Registration | R0238 | 4 | 3 | 1 | 0 | | 0 | | |
| 08 | **TOTAL HUNT** | 0238 | 4 | 3 | 1 | 0 | | 0 | | |
| 08 | Drawing | D0239 | 1 | 0 | 1 | 0 | | 0 | | |
| 08 | Registration | R0239 | 3 | 3 | 0 | 0 | | 0 | | |
| 08 | **TOTAL HUNT** | 0239 | 4 | 3 | 1 | 0 | | 0 | | |
| 08 | Drawing | D0240 | 1 | 0 | 1 | 0 | | 0 | | |
| 08 | Registration | R0240 | 0 | 0 | 0 | 0 | | 0 | | |
| 08 | **TOTAL HUNT** | 0240 | 1 | 0 | 1 | 0 | | 0 | | |
| 08 | Drawing | D0241 | 4 | 1 | 3 | 0 | | 0 | | |
| 08 | Registration | R0241 | 4 | 3 | 1 | 0 | | 0 | | |
| 08 | **TOTAL HUNT** | 0241 | 8 | 4 | 4 | 0 | | 0 | | |
| 08 | Drawing | D0242 | 1 | 1 | 0 | 0 | | 0 | | |
| 08 | Registration | R0242 | 1 | 0 | 1 | 0 | | 0 | | |
| 08 | **TOTAL HUNT** | 0242 | 2 | 1 | 1 | 0 | | 0 | | |
| 08 | Drawing | D0243 | 4 | 2 | 2 | 0 | | 0 | | |
| 08 | Registration | R0243 | 3 | 3 | 0 | 0 | | 0 | | |
| 08 | **TOTAL HUNT** | 0243 | 7 | 5 | 2 | 0 | | 0 | | |
| 08 | Drawing | D0244 | 0 | 0 | 0 | 0 | | 0 | | |
| 08 | Registration | R0244 | 1 | 1 | 0 | 0 | | 0 | | |
| 08 | **TOTAL HUNT** | 0244 | 1 | 1 | 0 | 0 | | 0 | | |

# 1992-93 HARVEST INFORMATION BY SPECIES: BROWN BEAR

| GMU | TYPE | HUNT | TOTAL HARVEST | SEX | | | DLP | UNREPORTED ILLEGAL | AVERAGE HORN LGTH./ ANTLER WIDTH | COMMENTS |
|---|---|---|---|---|---|---|---|---|---|---|
| | | | | MALE | FEMALE | UNKNOWN | | | | |
| **Unit 08** | | | | | | | | | | |
| 08 | Drawing | D0245 | 1 | 1 | 0 | 0 | | 0 | | |
| 08 | Registration | R0245 | 1 | 1 | 0 | 0 | | 0 | | |
| 08 | **TOTAL HUNT** | 0245 | 2 | 2 | 0 | 0 | | 0 | | |
| 08 | Drawing | D0246 | 2 | 1 | 1 | 0 | | 0 | | |
| 08 | Registration | R0246 | 2 | 1 | 1 | 0 | | 0 | | |
| 08 | **TOTAL HUNT** | 0246 | 4 | 2 | 2 | 0 | | 0 | | |
| 08 | Drawing | D0247 | 2 | 2 | 0 | 0 | | 0 | | |
| 08 | Registration | R0247 | 1 | 0 | 1 | 0 | | 0 | | |
| 08 | **TOTAL HUNT** | 0247 | 3 | 2 | 1 | 0 | | 0 | | |
| 08 | Drawing | D0248 | 1 | 1 | 0 | 0 | | 0 | | |
| 08 | Registration | R0248 | 3 | 3 | 0 | 0 | | 0 | | |
| 08 | **TOTAL HUNT** | 0248 | 4 | 4 | 0 | 0 | | 0 | | |
| 08 | Drawing | D0249 | 2 | 1 | 1 | 0 | | 0 | | |
| 08 | Registration | R0249 | 3 | 2 | 1 | 0 | | 0 | | |
| 08 | **TOTAL HUNT** | 0249 | 5 | 3 | 2 | 0 | | 0 | | |
| 08 | Drawing | D0250 | 1 | 0 | 1 | 0 | | 0 | | |
| 08 | Registration | R0250 | 3 | 1 | 2 | 0 | | 0 | | |
| 08 | **TOTAL HUNT** | 0250 | 4 | 1 | 3 | 0 | | 0 | | |
| 08 | Drawing | D0251 | 0 | 0 | 0 | 0 | | 0 | | |
| 08 | Registration | R0251 | 2 | 1 | 1 | 0 | | 0 | | |
| 08 | **TOTAL HUNT** | 0251 | 2 | 1 | 1 | 0 | | 0 | | |
| 08 | Drawing | D0252 | 1 | 1 | 0 | 0 | | 0 | | |
| 08 | Registration | R0252 | 3 | 3 | 0 | 0 | | 0 | | |
| 08 | **TOTAL HUNT** | 0252 | 4 | 4 | 0 | 0 | | 0 | | |
| 08 | Drawing | D0253 | 0 | 0 | 0 | 0 | | 0 | | |
| 08 | Registration | R0253 | 1 | 0 | 1 | 0 | | 0 | | |
| 08 | **TOTAL HUNT** | 0253 | 1 | 0 | 1 | 0 | | 0 | | |
| 08 | Drawing | D0254 | 3 | 1 | 2 | 0 | | 0 | | |
| 08 | Registration | R0254 | 4 | 4 | 0 | 0 | | 0 | | |
| 08 | **TOTAL HUNT** | 0254 | 7 | 5 | 2 | 0 | | 0 | | |
| 08 | Drawing | D0255 | 3 | 0 | 3 | 0 | | 0 | | |
| 08 | Registration | R0255 | 2 | 2 | 0 | 0 | | 0 | | |
| 08 | **TOTAL HUNT** | 0255 | 5 | 2 | 3 | 0 | | 0 | | |
| 08 | Drawing | D0256 | 1 | 1 | 0 | 0 | | 0 | | |
| 08 | Registration | R0256 | 1 | 0 | 1 | 0 | | 0 | | |
| 08 | **TOTAL HUNT** | 0256 | 2 | 1 | 1 | 0 | | 0 | | |
| 08 | Drawing | D0257 | 1 | 1 | 0 | 0 | | 0 | | |
| 08 | Registration | R0257 | 2 | 1 | 1 | 0 | | 0 | | |
| 08 | **TOTAL HUNT** | 0257 | 3 | 2 | 1 | 0 | | 0 | | |
| 08 | Drawing | D0258 | 1 | 1 | 0 | 0 | | 0 | | |
| 08 | Registration | R0258 | 3 | 3 | 0 | 0 | | 0 | | |
| 08 | **TOTAL HUNT** | 0258 | 4 | 4 | 0 | 0 | | 0 | | |
| 08 | Drawing | D0259 | 2 | 0 | 2 | 0 | | 0 | | |
| 08 | Registration | R0259 | 6 | 6 | 0 | 0 | | 0 | | |
| 08 | **TOTAL HUNT** | 0259 | 8 | 6 | 2 | 0 | | 0 | | |
| 08 | Registration | R0260 | 8 | 1 | 4 | 3 | | 0 | | |
| 08 | **TOTAL UNIT** | | 179 | 113 | 62 | 4 | 10 | 0 | | |

# 1992-93 HARVEST INFORMATION BY SPECIES: BROWN BEAR

| GMU | TYPE | HUNT | TOTAL HARVEST | SEX | | | | UNREPORTED | AVERAGE HORN LGTH./ ANTLER WIDTH | COMMENTS |
|---|---|---|---|---|---|---|---|---|---|---|
| | | | | MALE | FEMALE | UNKNOWN | DLP | ILLEGAL | | |
| **Unit 09** | | | | | | | | | | |
| 09A | DLP | | 0 | 0 | 0 | 0 | 3 | 0 | | Brown bear general season closed in GMU 9 in 1992-93 |
| 09B | General Season | | 0 | 0 | 0 | 0 | | 0 | | Brown bear general season closed in GMU 9 in 1992-93 |
| 09C | DLP | | 0 | 0 | 0 | 0 | 2 | 0 | | |
| 09C | General Season | | 0 | 0 | 0 | 0 | | 0 | | Brown bear general season closed in GMU 9 in 1992-93 |
| 09C | Registration | R0261F | 6 | 5 | 1 | 0 | | 0 | | |
| 09C | Registration | R0261S | 7 | 6 | 1 | 0 | | 0 | | |
| 09C | **TOTAL HUNT** | 0261 | 13 | 11 | 2 | 0 | | 0 | | |
| 09C | **TOTAL SUBUNIT** | | 13 | 11 | 2 | 0 | 2 | 0 | | |
| 09D | DLP | | 0 | 0 | 0 | 0 | 4 | 0 | | Brown bear general season closed in GMU 9 in 1992-93 |
| 09E | DLP | | 0 | 0 | 0 | 0 | 2 | 0 | | Brown bear general season closed in GMU 9 in 1992-93 |
| 09E | Federal | R0264 | 1 | 1 | 0 | 0 | | 0 | | |
| 09E | **TOTAL SUBUNIT** | | 1 | 1 | 0 | 0 | 2 | 0 | | |
| 09 | **TOTAL UNIT** | | 14 | 12 | 2 | 0 | 11 | 0 | | |
| **Unit 10** | | | | | | | | | | |
| 10 | Drawing | D0275 | 1 | 1 | 0 | 0 | | 0 | | |
| 10 | Drawing | D0276 | 4 | 4 | 0 | 0 | | 0 | | |
| 10 | **TOTAL UNIT** | | 5 | 5 | 0 | 0 | 0 | 0 | | |
| **Unit 11** | | | | | | | | | | |
| 11 | General Season | | 6 | 5 | 1 | 0 | | 0 | | |
| 11 | **TOTAL UNIT** | | 6 | 5 | 1 | 0 | 0 | 0 | | |
| **Unit 12** | | | | | | | | | | |
| 12 | General Season | | 24 | 15 | 9 | 0 | | 0 | | |
| 12 | **TOTAL UNIT** | | 24 | 15 | 9 | 0 | 0 | 0 | | |
| **Unit 13** | | | | | | | | | | |
| 13A | General Season | | 18 | 14 | 3 | 1 | | 0 | | |
| 13B | DLP | | 0 | 0 | 0 | 0 | 1 | 0 | | |
| 13B | General Season | | 18 | 11 | 7 | 0 | | 0 | | |
| 13B | **TOTAL SUBUNIT** | | 18 | 11 | 7 | 0 | 1 | 0 | | |
| 13C | General Season | | 10 | 8 | 2 | 0 | | 0 | | |
| 13D | DLP | | 0 | 0 | 0 | 0 | 1 | 0 | | |
| 13D | General Season | | 22 | 16 | 6 | 0 | | 0 | | |
| 13D | **TOTAL SUBUNIT** | | 22 | 16 | 6 | 0 | 1 | 0 | | |
| 13E | DLP | | 0 | 0 | 0 | 0 | 1 | 0 | | |
| 13E | General Season | | 42 | 23 | 19 | 0 | | 0 | | |
| 13E | **TOTAL SUBUNIT** | | 42 | 23 | 19 | 0 | 1 | 0 | | |
| 13 | **TOTAL UNIT** | | 110 | 72 | 37 | 1 | 3 | 0 | | |

# 1992-93 HARVEST INFORMATION BY SPECIES: BROWN BEAR

| GMU | TYPE | HUNT | TOTAL HARVEST | SEX | | | DLP | UNREPORTED ILLEGAL | AVERAGE HORN LGTH./ ANTLER WIDTH | COMMENTS |
|---|---|---|---|---|---|---|---|---|---|---|
| | | | | MALE | FEMALE | UNKNOWN | | | | |
| **Unit 14** | | | | | | | | | | |
| 14A | DLP | | 0 | 0 | 0 | 0 | 3 | 0 | | |
| 14A | General Season | | 6 | 3 | 3 | 0 | | 2 | | UNREPTD estimated |
| 14A | **TOTAL SUBUNIT** | | 6 | 3 | 3 | 0 | 3 | 2 | | |
| 14B | DLP | | 0 | 0 | 0 | 0 | 1 | 0 | | |
| 14B | General Season | | 5 | 3 | 2 | 0 | | 2 | | UNREPTD estimated |
| 14B | **TOTAL SUBUNIT** | | 5 | 3 | 2 | 0 | 1 | 2 | | |
| 14C | DLP | | 0 | 0 | 0 | 0 | 1 | 0 | | DLP = One bear relocated to GMU 16B |
| 14C | General Season | | 0 | 0 | 0 | 0 | | 0 | | |
| 14C | **TOTAL SUBUNIT** | | 0 | 0 | 0 | 0 | 1 | 0 | | |
| 14 | **TOTAL UNIT** | | 11 | 6 | 5 | 0 | 5 | 4 | | |
| **Unit 15** | | | | | | | | | | |
| 15A | DLP | | 0 | 0 | 0 | 0 | 1 | 0 | | |
| 15A | General Season | | 3 | 1 | 2 | 0 | | 0 | | |
| 15A | **TOTAL SUBUNIT** | | 3 | 1 | 2 | 0 | 1 | 0 | | |
| 15B | General Season | | 2 | 1 | 1 | 0 | | 0 | | |
| 15C | DLP | | 0 | 0 | 0 | 0 | 2 | 0 | | |
| 15C | General Season | | 9 | 7 | 2 | 0 | | 0 | | |
| 15C | **TOTAL SUBUNIT** | | 9 | 7 | 2 | 0 | 2 | 0 | | |
| 15Z | DLP | | 0 | 0 | 0 | 0 | 1 | 0 | | |
| 15Z | General Season | | 0 | 0 | 0 | 0 | | 0 | | |
| 15Z | **TOTAL SUBUNIT** | | 0 | 0 | 0 | 0 | 1 | 0 | | |
| 15 | **TOTAL UNIT** | | 14 | 9 | 5 | 0 | 4 | 0 | | |
| **Unit 16** | | | | | | | | | | |
| 16A | DLP | | 0 | 0 | 0 | 0 | 4 | 0 | | |
| 16A | General Season | | 12 | 8 | 4 | 0 | | 3 | | UNREPTD estimated |
| 16A | **TOTAL SUBUNIT** | | 12 | 8 | 4 | 0 | 4 | 3 | | |
| 16B | DLP | | 0 | 0 | 0 | 0 | 1 | 0 | | |
| 16B | General Season | | 64 | 36 | 24 | 4 | | 0 | | |
| 16B | **TOTAL SUBUNIT** | | 64 | 36 | 24 | 4 | 1 | 0 | | |
| 16 | **TOTAL UNIT** | | 76 | 44 | 28 | 4 | 5 | 3 | | |
| **Unit 17** | | | | | | | | | | |
| 17A | General Season | | 4 | 1 | 3 | 0 | | 0 | | |
| 17A | Registration | WBB | n/a | n/a | n/a | n/a | | n/a | | WBB = Western Brown Bear subsistence hunt. |
| 17A | **TOTAL SUBUNIT** | | 4 | 1 | 3 | 0 | 0 | 0 | | |
| 17B | DLP | | 0 | 0 | 0 | 0 | 1 | 0 | | |
| 17B | General Season | | 28 | 21 | 7 | 0 | | 0 | | |
| 17B | Registration | WBB | n/a | n/a | n/a | n/a | | n/a | | WBB = Western Brown Bear subsistence hunt. |
| 17B | **TOTAL SUBUNIT** | | 28 | 21 | 7 | 0 | 1 | 0 | | |

# 1992-93 HARVEST INFORMATION BY SPECIES: BROWN BEAR

| GMU | TYPE | HUNT | TOTAL HARVEST | SEX | | | | UNREPORTED | AVERAGE HORN LGTH./ ANTLER WIDTH | COMMENTS |
|---|---|---|---|---|---|---|---|---|---|---|
| | | | | MALE | FEMALE | UNKNOWN | DLP | ILLEGAL | | |
| **Unit 17** | | | | | | | | | | |
| 17C | DLP | | 0 | 0 | 0 | 0 | 2 | 0 | | |
| 17C | General Season | | 17 | 13 | 4 | 0 | | 0 | | |
| 17C | **TOTAL SUBUNIT** | | 17 | 13 | 4 | 0 | 2 | 0 | | |
| 17 | **TOTAL UNIT** | | 49 | 35 | 14 | 0 | 3 | 0 | | |
| **Unit 18** | | | | | | | | | | |
| 18 | General Season | | 5 | 1 | 4 | 0 | | 0 | | Zero unreported harvest based on USFWS subsistence harvest survey |
| 18 | Registration | WBB | 6 | 6 | 0 | 0 | | n/a | | WBB = Western Brown Bear subsistence hunt. Most of the unsuccessful hunters did not attempt to hunt |
| 18 | **TOTAL UNIT** | | 11 | 7 | 4 | 0 | 0 | 0 | | |
| **Unit 19** | | | | | | | | | | |
| 19A | DLP | | 0 | 0 | 0 | 0 | 2 | 0 | | |
| 19A | General Season | | 9 | 6 | 2 | 1 | | 0 | | |
| 19A | Registration | WBB | 0 | 0 | 0 | 0 | | 0 | | WBB = Western Brown Bear subsistence hunt. |
| 19A | **TOTAL SUBUNIT** | | 9 | 6 | 2 | 1 | 2 | 0 | | |
| 19B | General Season | | 28 | 14 | 13 | 1 | | 0 | | |
| 19B | Registration | WBB | 0 | 0 | 0 | 0 | | 0 | | WBB = Western Brown Bear subsistence hunt. |
| 19B | **TOTAL SUBUNIT** | | 28 | 14 | 13 | 1 | | 0 | | |
| 19C | General Season | | 15 | 11 | 4 | 0 | | 0 | | |
| 19D | General Season | | 4 | 4 | 0 | 0 | | 0 | | |
| 19 | **TOTAL UNIT** | | 56 | 35 | 19 | 2 | 2 | 0 | | |
| **Unit 20** | | | | | | | | | | |
| 20A | DLP | | 0 | 0 | 0 | 0 | 1 | 0 | | |
| 20A | General Season | | 25 | 11 | 14 | 0 | | 0 | | |
| 20A | **TOTAL SUBUNIT** | | 25 | 11 | 14 | 0 | 1 | 0 | | |
| 20B | DLP | | 0 | 0 | 0 | 0 | 2 | 0 | | |
| 20B | General Season | | 10 | 7 | 3 | 0 | | 0 | | |
| 20B | **TOTAL SUBUNIT** | | 10 | 7 | 3 | 0 | 2 | 0 | | |
| 20C | DLP | | 0 | 0 | 0 | 0 | 1 | 0 | | |
| 20C | General Season | | 2 | 2 | 0 | 0 | | 0 | | |
| 20C | **TOTAL SUBUNIT** | | 2 | 2 | 0 | 0 | 1 | 0 | | |
| 20D | DLP | | 0 | 0 | 0 | 0 | 1 | 0 | | |
| 20D | General Season | | 10 | 7 | 3 | 0 | | 0 | | |
| 20D | **TOTAL SUBUNIT** | | 10 | 7 | 3 | 0 | 1 | 0 | | |
| 20E | DLP | | 0 | 0 | 0 | 0 | 1 | 0 | | |
| 20E | General Season | | 14 | 9 | 4 | 1 | | 0 | | |
| 20E | **TOTAL SUBUNIT** | | 14 | 9 | 4 | 1 | 1 | 0 | | |
| 20F | General Season | | 2 | 2 | 0 | 0 | | 0 | | |
| 20 | **TOTAL UNIT** | | 63 | 38 | 24 | 1 | 6 | 0 | | |

# 1992-93 HARVEST INFORMATION BY SPECIES: BROWN BEAR

| GMU | TYPE | HUNT | TOTAL HARVEST | SEX MALE | SEX FEMALE | SEX UNKNOWN | DLP | UNREPORTED ILLEGAL | AVERAGE HORN LGTH./ ANTLER WIDTH | COMMENTS |
|---|---|---|---|---|---|---|---|---|---|---|
| **Unit 21** | | | | | | | | | | |
| 21A | General Season | | 2 | 2 | 0 | 0 | | 0 | | |
| 21B | General Season | | 1 | 0 | 1 | 0 | | 0 | | |
| 21C | General Season | | 1 | 1 | 0 | 0 | | 0 | | |
| 21D | General Season | | 7 | 5 | 2 | 0 | | 0 | | |
| 21E | General Season | | 5 | 3 | 2 | 0 | | 0 | | |
| 21 | **TOTAL UNIT** | | 16 | 11 | 5 | 0 | 0 | 0 | | |
| **Unit 22** | | | | | | | | | | |
| 22A | DLP | | 0 | 0 | 0 | 0 | 4 | 0 | | |
| 22A | General Season | | 15 | 8 | 7 | 0 | | 0 | | |
| 22A | **TOTAL SUBUNIT** | | 15 | 8 | 7 | 0 | 4 | 0 | | |
| 22B | DLP | | 0 | 0 | 0 | 0 | 2 | 0 | | |
| 22B | General Season | | 9 | 7 | 2 | 0 | | 0 | | |
| 22B | Drawing | D0271 | 5 | 3 | 2 | 0 | | 0 | | |
| 22B | Drawing | D0281 | 0 | 0 | 0 | 0 | | 0 | | |
| 22B | **TOTAL SUBUNIT** | | 14 | 10 | 4 | 0 | 2 | 0 | | |
| 22C | General Season | | 8 | 5 | 3 | 0 | | 0 | | |
| 22C | Drawing | D0271 | 0 | 0 | 0 | 0 | | 0 | | |
| 22C | Drawing | D0281 | 2 | 1 | 1 | 0 | | 0 | | |
| 22C | **TOTAL SUBUNIT** | | 10 | 6 | 4 | 0 | | 0 | | |
| 22D | DLP | | 0 | 0 | 0 | 0 | 1 | 0 | | |
| 22D | General Season | | 17 | 8 | 9 | 0 | | 0 | | |
| 22D | Drawing | D0274 | 2 | 2 | 0 | 0 | | 0 | | |
| 22D | Drawing | D0299 | 0 | 0 | 0 | 0 | | 0 | | |
| 22D | **TOTAL SUBUNIT** | | 19 | 10 | 9 | 0 | 1 | 0 | | |
| 22E | General Season | | 2 | 1 | 1 | 0 | | 0 | | |
| 22E | Drawing | D0274 | 0 | 0 | 0 | 0 | | 0 | | |
| 22E | Drawing | D0299 | 0 | 0 | 0 | 0 | | 0 | | |
| 22E | **TOTAL SUBUNIT** | | 2 | 1 | 1 | 0 | | 0 | | |
| 22 | **TOTAL UNIT** | | 60 | 35 | 25 | 0 | 7 | 0 | | |
| **Unit 23** | | | | | | | | | | |
| 23 | DLP | | 0 | 0 | 0 | 0 | 4 | 0 | | |
| 23 | General Season | | 32 | 21 | 11 | 0 | | 1 | | |
| 23 | Drawing | D0282 | 7 | 6 | 1 | 0 | | 0 | | |
| 23 | Drawing | D0287 | 3 | 3 | 0 | 0 | | 0 | | |
| 23 | Drawing | D0291 | 2 | 2 | 0 | 0 | | 0 | | |
| 23 | Registration | NWBB | 10 | 7 | 3 | 0 | | 0 | | NWBB = Northwest Brown Bear subsistence hunt. 11 UNIT RES and 1 OTHER STATE RES did not report, success unknown |
| 23 | **TOTAL UNIT** | | 54 | 39 | 15 | 0 | 4 | 1 | | |

# 1992-93 HARVEST INFORMATION BY SPECIES: BROWN BEAR

| GMU | TYPE | HUNT | TOTAL HARVEST | SEX | | | UNREPORTED | | AVERAGE HORN LGTH./ ANTLER WIDTH | COMMENTS |
|---|---|---|---|---|---|---|---|---|---|---|
| | | | | MALE | FEMALE | UNKNOWN | DLP | ILLEGAL | | |
| **Unit 24** | | | | | | | | | | |
| 24 | DLP | | 0 | 0 | 0 | 0 | 2 | 0 | | |
| 24 | General Season | | 14 | 9 | 5 | 0 | | 0 | | |
| 24 | Registration | NWBB | 1 | 0 | 1 | 0 | | 0 | | NWBB = Northwest Brown Bear subsistence hunt. |
| 24 | **TOTAL UNIT** | | 15 | 9 | 6 | 0 | 2 | 0 | | |
| **Unit 25** | | | | | | | | | | |
| 25A | DLP | | 0 | 0 | 0 | 0 | 1 | 0 | | |
| 25A | General Season | | 7 | 6 | 1 | 0 | | 0 | | |
| 25A | Drawing | D0283 | 1 | 1 | 0 | 0 | | 0 | | |
| 25A | Drawing | D0284 | 3 | 1 | 2 | 0 | | 0 | | |
| 25A | Drawing | D0285 | 5 | 3 | 2 | 0 | | 0 | | |
| 25A | Drawing | D0293 | 0 | 0 | 0 | 0 | | 0 | | Hunt held, no effort |
| 25A | Drawing | D0294 | 0 | 0 | 0 | 0 | | 0 | | |
| 25A | **TOTAL SUBUNIT** | | 16 | 11 | 5 | 0 | 1 | 0 | | |
| 25B | General Season | | 1 | 1 | 0 | 0 | | 0 | | |
| 25C | General Season | | 0 | 0 | 0 | 0 | | 0 | | |
| 25D | General Season | | 3 | 2 | 1 | 0 | | 0 | | |
| 25 | **TOTAL UNIT** | | 20 | 14 | 6 | 0 | 1 | 0 | | |
| **Unit 26** | | | | | | | | | | |
| 26A | General Season | | 9 | 7 | 2 | 0 | | 4 | | |
| 26A | Drawing | D0280 | 1 | 1 | 0 | 0 | | 0 | | |
| 26A | Drawing | D0286 | 6 | 6 | 0 | 0 | | 0 | | |
| 26A | Drawing | D0287 | 9 | 9 | 0 | 0 | | 0 | | |
| 26A | Drawing | D0295 | 2 | 2 | 0 | 0 | | 0 | | |
| 26A | Drawing | D0296 | 3 | 2 | 1 | 0 | | 0 | | |
| 26A | Registration | NWBB | 1 | 1 | 0 | 0 | | 0 | | NWBB = Northwest Brown Bear subsistence hunt. |
| 26A | **TOTAL SUBUNIT** | | 31 | 28 | 3 | 0 | | 4 | | |
| 26B | DLP | | 0 | 0 | 0 | 0 | 1 | 0 | | |
| 26B | General Season | | 10 | 6 | 4 | 0 | | 0 | | |
| 26B | Drawing | D0288 | 3 | 2 | 1 | 0 | | 0 | | |
| 26B | Drawing | D0297 | 1 | 0 | 0 | 1 | | 0 | | |
| 26B | **TOTAL SUBUNIT** | | 14 | 8 | 5 | 1 | 1 | 0 | | |
| 26C | General Season | | 2 | 1 | 1 | 0 | | 0 | | |
| 26C | Drawing | D0280 | 0 | 0 | 0 | 0 | | 0 | | |
| 26C | Drawing | D0289 | 2 | 0 | 2 | 0 | | 0 | | |
| 26C | Drawing | D0290 | 2 | 0 | 2 | 0 | | 0 | | |
| 26C | Drawing | D0298 | 0 | 0 | 0 | 0 | | 0 | | Hunt held, no effort |
| 26C | **TOTAL SUBUNIT** | | 6 | 1 | 5 | 0 | | 0 | | |
| 26 | **TOTAL UNIT** | | 51 | 37 | 13 | 1 | 1 | 4 | | |
| | **TOTAL STATEWIDE** | | 1083 | 708 | 362 | 13 | 78 | 14 | | |

# 1992-93 HARVEST INFORMATION BY SPECIES: CARIBOU

| GMU | TYPE | HUNT | TOTAL HARVEST | SEX | | | DLP | UNREPORTED ILLEGAL | AVERAGE HORN LGTH./ ANTLER WIDTH | COMMENTS |
|---|---|---|---|---|---|---|---|---|---|---|
| | | | | MALE | FEMALE | UNKNOWN | | | | |
| **Unit 07** | | | | | | | | | | |
| 07 | Drawing | D0501 | 15 | 11 | 4 | 0 | | 0 | | See Kenai Mtns Herd summary |
| 07 | **TOTAL UNIT** | | 15 | 11 | 4 | 0 | | 0 | | |
| **Unit 08** | | | | | | | | | | |
| 08 | General Season | | 3 | 3 | 0 | 0 | | n/a | | "Caribou" on Kodiak Island are feral reindeer |
| 08 | **TOTAL UNIT** | | 3 | 3 | 0 | 0 | | n/a | | |
| **Unit 09** | | | | | | | | | | |
| 09A | General Season | | n/a | n/a | n/a | n/a | | n/a | | See Mulchatna Herd summary |
| 09B | General Season | | n/a | n/a | n/a | n/a | | n/a | | See Mulchatna Herd summary |
| 09C | General Season | | n/a | n/a | n/a | n/a | | n/a | | See Mulchatna and N. Alaska Peninsula Herd summaries |
| 09D | General Season | | n/a | n/a | n/a | n/a | | n/a | | See S. Alaska Peninsula Herd summary |
| 09E | General Season | | n/a | n/a | n/a | n/a | | n/a | | See N. Alaska Peninsula Herd summary |
| 09 | **TOTAL UNIT** | | n/a | n/a | n/a | n/a | | n/a | | |
| **Unit 10** | | | | | | | | | | |
| 10 | General Season | | n/a | n/a | n/a | n/a | | n/a | | See Adak Herd summary |
| 10 | Registration | R0550 | 137 | 81 | 56 | 0 | | 0 | | See Adak Herd summary |
| 10 | **TOTAL UNIT** | | 137 | 81 | 56 | 0 | | 0 | | |
| **Unit 12** | | | | | | | | | | |
| 12 | General Season | | n/a | n/a | n/a | n/a | | n/a | | See Fortymile Herd summary |
| 12 | Federal | R0512 | 0 | 0 | 0 | 0 | | n/a | | No permits issued |
| 12 | **TOTAL UNIT** | | 0 | 0 | 0 | 0 | | n/a | | |
| **Unit 13** | | | | | | | | | | |
| 13A | Federal | R0513 | 2 | 2 | 0 | 0 | | 0 | | See Nelchina Herd summary |
| 13A | Tier II | T0566 | 766 | 599 | 166 | 1 | | 0 | | See Nelchina Herd summary |
| 13A | **TOTAL SUBUNIT** | | 768 | 601 | 166 | 1 | | 0 | | |
| 13B | Federal | R0513 | 438 | 286 | 140 | 12 | | 107 | | See Nelchina Herd summary |
| 13B | Tier II | T0566 | 1076 | 765 | 307 | 4 | | 0 | | See Nelchina Herd summary |
| 13B | **TOTAL SUBUNIT** | | 1514 | 1051 | 447 | 16 | | 107 | | |
| 13C | Federal | R0513 | 5 | 5 | 0 | 0 | | 1 | | See Nelchina Herd summary |
| 13C | Tier II | T0566 | 34 | 31 | 3 | 0 | | 0 | | See Nelchina Herd summary |
| 13C | **TOTAL SUBUNIT** | | 39 | 36 | 3 | 0 | | 1 | | |
| 13D | Federal | R0513 | 1 | 0 | 1 | 0 | | 0 | | See Nelchina Herd summary |
| 13D | Tier II | T0566 | 28 | 19 | 9 | 0 | | 0 | | See Nelchina Herd summary |
| 13D | **TOTAL SUBUNIT** | | 29 | 19 | 10 | 0 | | 0 | | |
| 13E | Federal | R0513 | 24 | 17 | 6 | 1 | | 6 | | See Nelchina Herd summary |
| 13E | Tier II | T0566 | 1115 | 539 | 571 | 5 | | 0 | | See Nelchina Herd summary |
| 13E | **TOTAL SUBUNIT** | | 1139 | 556 | 577 | 6 | | 6 | | |

# 1992-93 HARVEST INFORMATION BY SPECIES: CARIBOU

| GMU | TYPE | HUNT | TOTAL HARVEST | SEX | | | DLP | UNREPORTED ILLEGAL | AVERAGE HORN LGTH./ ANTLER WIDTH | COMMENTS |
|---|---|---|---|---|---|---|---|---|---|---|
| | | | | MALE | FEMALE | UNKNOWN | | | | |
| **Unit 13** | | | | | | | | | | |
| 13Z | Federal | R0513 | 18 | 9 | 7 | 2 | | 4 | | See Nelchina Herd summary |
| 13Z | Tier II | T0566 | 395 | 219 | 166 | 10 | | 0 | | See Nelchina Herd summary |
| 13Z | **TOTAL SUBUNIT** | | 413 | 228 | 173 | 12 | | 4 | | |
| 13 | **TOTAL UNIT** | | 3902 | 2491 | 1376 | 35 | | 118 | | |
| **Unit 14** | | | | | | | | | | |
| 14A | Tier II | T0566 | 1 | 1 | 0 | 0 | | n/a | | Caribou taken outside of permit hunt area. See Nelchina Herd summary |
| 14B | Tier II | T0566 | 34 | 21 | 13 | 0 | | n/a | | See Nelchina Herd summary |
| 14 | **TOTAL UNIT** | | 35 | 22 | 13 | 0 | | n/a | | |
| **Unit 15** | | | | | | | | | | |
| 15A | Drawing | D0506 | 1 | 1 | 0 | 0 | | 0 | | See Kenai Lowlands Herd summary |
| 15 | **TOTAL UNIT** | | 1 | 1 | 0 | 0 | | 0 | | |
| **Unit 16** | | | | | | | | | | |
| 16A | General Season | | 0 | 0 | 0 | 0 | | 2 | | Rumor of Nelchina animals harvest |
| 16B | General Season | | n/a | n/a | n/a | n/a | | n/a | | See Rainy Pass Herd summary |
| 16 | **TOTAL UNIT** | | 0 | 0 | 0 | 0 | | 2 | | |
| **Unit 17** | | | | | | | | | | |
| 17B | General Season | | n/a | n/a | n/a | n/a | | n/a | | See Mulchatna Herd summary |
| 17C | General Season | | n/a | n/a | n/a | n/a | | n/a | | See Mulchatna Herd summary |
| 17 | **TOTAL UNIT** | | n/a | n/a | n/a | n/a | | n/a | | |
| **Unit 18** | | | | | | | | | | |
| 18 | General Season | | 0 | 0 | 0 | 0 | | n/a | | See Kilbuck Herd summary |
| 18 | Federal | R0518 | 63 | 63 | 0 | 0 | | 10 | | Most of the unsuccessful hunters did not attempt to hunt. See Kilbuck Herd summary |
| 18 | Registration | R0567 | 24 | 24 | 0 | 0 | | 2 | | Most of the unsuccessful hunters did not attempt to hunt. See Kilbuck Herd summary |
| 18 | **TOTAL UNIT** | | 87 | 87 | 0 | 0 | | 12 | | |
| **Unit 19** | | | | | | | | | | |
| 19A | General Season | | 51 | 41 | 10 | 0 | | n/a | | See Beaver Mtns, Sunshine Mtns, and Mulchatna Herd summaries |
| 19B | General Season | | 340 | 304 | 33 | 3 | | n/a | | See Rainy Pass and Mulchatna Herd summaries |
| 19C | General Season | | 116 | 101 | 15 | 0 | | n/a | | See Big River, Rainy Pass, and Tonzona Herd summaries |
| 19D | General Season | | 19 | 18 | 1 | 0 | | n/a | | See Beaver Mtns and Sunshine Mtns Herd summaries |
| 19 | **TOTAL UNIT** | | 526 | 464 | 59 | 3 | | n/a | | |

# 1992-93 HARVEST INFORMATION BY SPECIES: CARIBOU

| GMU | TYPE | HUNT | TOTAL HARVEST | SEX MALE | SEX FEMALE | SEX UNKNOWN | DLP | UNREPORTED ILLEGAL | AVERAGE HORN LGTH./ ANTLER WIDTH | COMMENTS |
|---|---|---|---|---|---|---|---|---|---|---|
| **Unit 20** | | | | | | | | | | |
| 20A | General Season | | n/a | n/a | n/a | n/a | | n/a | | See Delta Herd summary (contains Yanert Herd data also) |
| 20B | General Season | | n/a | n/a | n/a | n/a | | n/a | | See Fortymile and White Mtns Herd summaries |
| 20B | Drawing | D0577 | 1 | 1 | 0 | 0 | | n/a | | See Fortymile and White Mtns Herd summaries |
| 20B | Drawing | D0578 | 0 | 0 | 0 | 0 | | n/a | | See Fortymile and White Mtns Herd summaries |
| 20B | **TOTAL SUBUNIT** | | 1 | 1 | 0 | 0 | | n/a | | |
| 20E | General Season | | n/a | n/a | n/a | n/a | | n/a | | See Fortymile Herd summary |
| 20E | Federal | R0520 | 15 | 3 | 12 | 0 | | 2 | | See Fortymile Herd summary |
| 20E | Federal | R0575 | 56 | 56 | 0 | 0 | | 2 | | See Fortymile Herd summary |
| 20E | Registration | R0575 | 266 | 262 | 0 | 4 | | 0 | | See Fortymile Herd summary |
| 20E | **TOTAL HUNT** | 0575 | 322 | 318 | 0 | 4 | | 2 | | |
| 20E | **TOTAL SUBUNIT** | | 337 | 321 | 12 | 4 | | 4 | | |
| 20F | General Season | | n/a | n/a | n/a | n/a | | n/a | | See White Mtns Herd summary |
| 20F | Drawing | D0577 | 0 | 0 | 0 | 0 | | n/a | | See White Mtns Herd summary |
| 20F | Drawing | D0578 | 0 | 0 | 0 | 0 | | n/a | | See White Mtns Herd summary |
| 20F | **TOTAL SUBUNIT** | | 0 | 0 | 0 | 0 | | n/a | | |
| 20 | **TOTAL UNIT** | | 338 | 322 | 12 | 4 | | 4 | | |
| **Unit 21** | | | | | | | | | | |
| 21A | General Season | | 3 | 2 | 1 | 0 | | n/a | | See Beaver Mtns and Sunshine Mtns Herd summaries |
| 21B | General Season | | n/a | n/a | n/a | n/a | | n/a | | See Wolf Mtn and Galena Mtn Herd summaries |
| 21C | General Season | | n/a | n/a | n/a | n/a | | n/a | | See Ray Mtns, Wolf Mtn, Galena Mtn, and W. Arctic Herd summaries |
| 21D | General Season | | n/a | n/a | n/a | n/a | | n/a | | See Wolf Mtn, Galena Mtn, and W. Arctic herd summaries |
| 21E | General Season | | 0 | 0 | 0 | 0 | | n/a | | See Andreafsky Herd summary footnotes |
| 21 | **TOTAL UNIT** | | 3 | 2 | 1 | 0 | | n/a | | |
| **Unit 22** | | | | | | | | | | |
| 22A | General Season | | n/a | n/a | n/a | n/a | | n/a | | See Western Arctic Herd summary |
| 22B | General Season | | n/a | n/a | n/a | n/a | | n/a | | See Western Arctic Herd summary |
| 22 | **TOTAL UNIT** | | n/a | n/a | n/a | n/a | | n/a | | |
| **Unit 23** | | | | | | | | | | |
| 23 | General Season | | n/a | n/a | n/a | n/a | | n/a | | See Western Arctic Herd summary |
| 23 | **TOTAL UNIT** | | n/a | n/a | n/a | n/a | | n/a | | |

# 1992-93 HARVEST INFORMATION BY SPECIES: CARIBOU

| GMU | TYPE | HUNT | TOTAL HARVEST | SEX | | | DLP | UNREPORTED ILLEGAL | AVERAGE HORN LGTH./ ANTLER WIDTH | COMMENTS |
|---|---|---|---|---|---|---|---|---|---|---|
| | | | | MALE | FEMALE | UNKNOWN | | | | |
| **Unit 24** | | | | | | | | | | |
| 24 | General Season | | n/a | n/a | n/a | n/a | | n/a | | See Ray Mtns, Wolf Mtn, and W. Arctic summaries |
| 24 | **TOTAL UNIT** | | n/a | n/a | n/a | n/a | | n/a | | |
| **Unit 25** | | | | | | | | | | |
| 25A | General Season | | 52 | 52 | 0 | 0 | | 200 | | See Porcupine Herd summary |
| 25B | General Season | | 29 | 28 | 1 | 0 | | 10 | | See Porcupine Herd summary |
| 25C | General Season | | n/a | n/a | n/a | n/a | | n/a | | See Fortymile, White Mtns, and Porcupine Herd summaries |
| 25C | Drawing | D0577 | 1 | 0 | 1 | 0 | | n/a | | See Fortymile, White Mtns, and Porcupine Herd summaries |
| 25C | Drawing | D0578 | 1 | 0 | 1 | 0 | | n/a | | See Fortymile, White Mtns, and Porcupine Herd summaries |
| 25C | **TOTAL SUBUNIT** | | 2 | 0 | 2 | 0 | | n/a | | |
| 25D | General Season | | 0 | 0 | 0 | 0 | | n/a | | See Porcupine and White Mtns Herd summaries |
| 25 | **TOTAL UNIT** | | 83 | 80 | 3 | 0 | | 210 | | |
| **Unit 26** | | | | | | | | | | |
| 26A | General Season | | 92 | 0 | 0 | 92 | | n/a | | See Western Arctic Herd summary |
| 26B | General Season | | 386 | 360 | 18 | 8 | | n/a | | See Porcupine and Central Arctic Herd summaries |
| 26C | General Season | | 163 | 112 | 47 | 4 | | n/a | | See Porcupine Herd summary |
| 26 | **TOTAL UNIT** | | 641 | 472 | 65 | 104 | | n/a | | |
| | **TOTAL STATEWIDE** | | 5771 | 4036 | 1589 | 146 | | 346 | | |

## *CARIBOU HERDS BY UNIT/SUBUNIT*

| HERD | UNIT |
|---|---|
| Adak | 10 |
| Alaska Peninsula (N) | 9C,E |
| Alaska Peninsula (S) | 9D |
| Andreafsky[3] | 18, 21E, 22A |
| Beaver Mountains[6] | 19A,D, 21A |
| Big River | 19C |
| Central Arctic | 26A,B,C |
| Chisana | 12 |
| Delta[5] | 20A, 20C |
| Denali | 13E, 20C |
| Fortymile | 12, 20B,D,E, 25C |
| Fox River[2] | 15C |
| Galena Mountain[1] | 21B,C,D |
| Kenai Lowlands | 15A |
| Kenai Mountains | 7 |
| Kilbuck Mountains | 18, 19B |
| Killey River[2] | 15B |
| Kokrines[1] | 20F,21B,C,D,24 |
| Kuskokwim Mountains[6] | 19A,D, 21A |
| Macomb | 12, 20D |
| Mentasta | 11, 12 |
| Mulchatna | 9B,C, 17B,C, 19A,B |
| Nelchina | 12, 13A,B,C,D,E, 14B |
| Nushagak Peninsula | 17A,C |
| Porcupine | 25, 26B,C |
| Rainy Pass | 16B, 19B,C |
| Ray Mountains[1] | 20F, 21C, 24 |
| Sunshine Mountains | 19D, 21A |
| Teshekpuk[4] | 26A |
| Tonzona | 19C, 20C |
| Tustumena Bench[2] | 15B,C |
| Western Arctic[4] | 21C,D,E, 22A,B, 23, 24, 26A |
| White Mountains | 20B,F, 25C,D |
| Wolf Mountain[1] | 21B,C,D, 24 |
| Yanert[5] | 20A |

[1]Galena Mountain,Ray Mountains, and Wolf Mountains herds comprise the Kokrines Herd.
[2]Tustumena Bench Herd has split into Killey River and Fox River Herds.
[3]Andreafsky Herd may not exist anymore
[4]Teshekpuk Herd included in W. Arctic Herd
[5]Yankert Herd included in Delta Herd
[6]Kuskokwim Mountains Herd same as Beaver Mountains Herd

# 1992-93 CARIBOU HARVEST INFORMATION BY HERD

| HERD | GENERAL SEASON TOTAL REPORTED HARVEST | SEX MALE | SEX FEMALE | SEX UNKN | GENERAL SEASON UNREPTD HARVEST | DRAWING PERMITS TOTAL REPORTED HARVEST | DRAWING PERMITS SEX MALE | DRAWING PERMITS SEX FEMALE | DRAWING PERMITS SEX UNKN | REGISTRATION PERMITS TOTAL REPORTED HARVEST | REGISTRATION PERMITS SEX MALE | REGISTRATION PERMITS SEX FEMALE | REGISTRATION PERMITS SEX UNKN | EST. HARVEST LOW | EST. HARVEST HIGH |
|---|---|---|---|---|---|---|---|---|---|---|---|---|---|---|---|
| ADAK | | | | | | | | | | 137 | 81 | 56 | 0 | 137 | 137 |
| ANDREAFSKY | | | | | | | | | | | | | | | |
| BEAVER MOUNTAINS | 5 | 4 | 1 | 0 | | | | | | | | | | 5 | 5 |
| BIG RIVER | 28 | 25 | 3 | 0 | | | | | | | | | | 28 | 28 |
| CENTRAL ARCTIC | 386 | 360 | 18 | 8 | | | | | | | | | | 386 | 386 |
| CHISANA | 17 | 17 | 0 | 0 | | | | | | | | | | 22 | 27 |
| DELTA | | | | | | | | | | | | | | | |
| DENALI | | | | | | | | | | | | | | | |
| FORTYMILE | 60 | n/a | n/a | 60 | 6 | | | | | 337 | 325 | 12 | 0 | 397 | 403 |
| FOX RIVER | | | | | | | | | | | | | | | |
| GALENA MOUNTAIN | 5 | | | 5 | | | | | | | | | | 5 | 5 |
| KENAI LOWLANDS | | | | | | 1 | 1 | 0 | 0 | | | | | 1 | 1 |
| KENAI MOUNTAINS | | | | | | 15 | 11 | 4 | 0 | | | | | 15 | 15 |
| KILBUCK MOUNTAINS | | | | | 12 | | | | | 87 | 87 | 0 | 0 | 87 | 99 |
| KILLEY RIVER | | | | | | | | | | | | | | | |
| KUSKOKWIM MOUNTAINS | n/a | | | | | | | | | | | | | | |
| MACOMB | | | | | | | | | | | | | | | |
| MENTASTA | | | | | | | | | | | | | | | |
| MULCHATNA | 1979 | 1518 | 190 | 271 | | | | | | | | | | 3000 | 5000 |
| N. ALASKA PENINSULA | 885 | 788 | 94 | 3 | | | | | | | | | | 1685 | 2085 |
| NELCHINA | | | | | 118 | 3449 | 2194 | 1235 | 20 | 488 | 319 | 154 | 15 | 3937 | 4055 |
| NUSHAGAK PENINSULA | | | | | | | | | | | | | | | |
| PORCUPINE | 244 | 192 | 48 | 4 | 210 | | | | | | | | | 244 | 454 |

**HERD COMMNETS**

| | |
|---|---|
| ADAK | MULTIPLE BAG LIMIT |
| ANDREAFSKY | HERD MAY BE NONEXISTENT—NO KNOWN HARVEST |
| BEAVER MOUNTAINS | INCLUDES KUSKOKWIM MTS HARVEST |
| CENTRAL ARCTIC | MULTIPLE BAG LIMIT |
| DELTA | NO OPEN SEASON—INCLUDES YANERT HERD |
| DENALI | NO OPEN SEASON—NO KNOWN HARVEST |
| FORTYMILE | GENERAL SEASON AND STATE REGISTRATION HUNTS CLOSED EARLY |
| FOX RIVER | NO OPEN SEASON. |
| KILBUCK MOUNTAINS | REGISTRATION TOTALS REPRESENT COMBINED STATE AND FEDERAL HUNTS |
| KILLEY RIVER | NO OPEN SEASON. |
| KUSKOKWIM MOUNTAINS | HARVEST INCLUDED IN BEAVER MTS HERD |
| MACOMB | REGISTRATION HUNT NOT HELD |
| MENTASTA | NO OPEN SEASON |
| MULCHATNA | MULTIPLE BAG LIMIT—HIGH UNREPORTED HARVEST |
| N. ALASKA PENINSULA | MULTIPLE BAG LIMIT |
| NELCHINA | DRAWING PERMIT FIGURES REPRESENT STATE TIER II PERMIT HUNT |
| NUSHAGAK PENINSULA | NO OPEN SEASON. |
| PORCUPINE | MULTIPLE BAG LIMIT |

# 1992-93 CARIBOU HARVEST INFORMATION BY HERD

| HERD | GENERAL SEASON TOTAL REPORTED HARVEST | GENERAL SEASON SEX MALE | GENERAL SEASON SEX FEMALE | GENERAL SEASON SEX UNKN | GENERAL SEASON UNREPTD HARVEST | DRAWING PERMITS TOTAL REPORTED HARVEST | DRAWING PERMITS SEX MALE | DRAWING PERMITS SEX FEMALE | DRAWING PERMITS SEX UNKN | REGISTRATION PERMITS TOTAL REPORTED HARVEST | REGISTRATION PERMITS SEX MALE | REGISTRATION PERMITS SEX FEMALE | REGISTRATION PERMITS SEX UNKN | EST. HARVEST LOW | EST. HARVEST HIGH |
|---|---|---|---|---|---|---|---|---|---|---|---|---|---|---|---|
| RAINY PASS | 93 | 79 | 13 | 1 | | | | | | | | | | 93 | 93 |
| RAY MOUNTAINS | 5 | 5 | 0 | 0 | 10 | | | | | | | | | 5 | 15 |
| S. ALASKA PENINSULA | 25 | 25 | 0 | 0 | | | | | | | | | | 25 | 25 |
| SUNSHINE MOUNTAINS | 2 | 2 | 0 | 0 | | | | | | | | | | 2 | 2 |
| TESHEKPUK | n/a | | | | | | | | | | | | | | |
| TONZONA | 5 | 5 | 0 | 0 | | | | | | | | | | 5 | 5 |
| TUSTUMENA | | | | | | | | | | | | | | | |
| WESTERN ARCTIC | 2213 | n/a | n/a | 2213 | | | | | | | | | | 2213 | 2600 |
| WHITE MOUNTAINS | 15 | 15 | 0 | 0 | | 3 | 1 | 2 | 0 | | | | | 18 | 18 |
| WOLF MOUNTAIN | 2 | 2 | 0 | 0 | | | | | | | | | | 2 | 2 |
| YANERT | n/a | | | | | | | | | | | | | | |

**HERD COMMNETS**

| | |
|---|---|
| TESHEKPUK | INCLUDED IN WESTERN ARCTIC HERD |
| TUSTUMENA | NO OPEN SEASON. SPLIT INTO FOX RIVER AND KILLEY RIVER HERDS. |
| WESTERN ARCTIC | MULTIPLE BAG LIMIT—HIGH UNREPORTED HARVEST |
| YANERT | INCLUDED IN DELTA HERD |

# 1992-93 HARVEST INFORMATION BY SPECIES: COYOTE

| GMU | TYPE | HUNT | TOTAL HARVEST | SEX | | | DLP | UNREPORTED ILLEGAL | AVERAGE HORN LGTH./ ANTLER WIDTH | COMMENTS |
|---|---|---|---|---|---|---|---|---|---|---|
| | | | | MALE | FEMALE | UNKNOWN | | | | |
| **Unit 01** | | | | | | | | | | |
| 01A | Hunting/Trapping | | n/a | n/a | n/a | n/a | | n/a | | Data not available |
| 01B | Hunting/Trapping | | n/a | n/a | n/a | n/a | | n/a | | |
| 01C | Hunting/Trapping | | n/a | n/a | n/a | n/a | | n/a | | |
| 01D | Hunting/Trapping | | n/a | n/a | n/a | n/a | | n/a | | |
| 01 | **TOTAL UNIT** | | n/a | n/a | n/a | n/a | | n/a | | |
| **Unit 02** | | | | | | | | | | |
| 02 | Hunting/Trapping | | n/a | n/a | n/a | n/a | | n/a | | Data not available |
| 02 | **TOTAL UNIT** | | n/a | n/a | n/a | n/a | | n/a | | |
| **Unit 03** | | | | | | | | | | |
| 03 | Hunting/Trapping | | n/a | n/a | n/a | n/a | | n/a | | No coyotes taken since 1984 |
| 03 | **TOTAL UNIT** | | n/a | n/a | n/a | n/a | | n/a | | |
| **Unit 05** | | | | | | | | | | |
| 05A | Hunting/Trapping | | n/a | n/a | n/a | n/a | | n/a | | |
| 05B | Hunting/Trapping | | n/a | n/a | n/a | n/a | | n/a | | |
| 05 | **TOTAL UNIT** | | n/a | n/a | n/a | n/a | | n/a | | |
| **Unit 06** | | | | | | | | | | |
| 06A | Hunting/Trapping | | n/a | n/a | n/a | n/a | | n/a | | |
| 06B | Hunting/Trapping | | n/a | n/a | n/a | n/a | | n/a | | |
| 06C | Hunting/Trapping | | n/a | n/a | n/a | n/a | | n/a | | |
| 06D | Hunting/Trapping | | n/a | n/a | n/a | n/a | | n/a | | |
| 06 | **TOTAL UNIT** | | n/a | n/a | n/a | n/a | | n/a | | |
| **Unit 07** | | | | | | | | | | |
| 07 | Hunting/Trapping | | n/a | n/a | n/a | n/a | | n/a | | |
| 07 | **TOTAL UNIT** | | n/a | n/a | n/a | n/a | | n/a | | |
| **Unit 09** | | | | | | | | | | |
| 09A | Hunting/Trapping | | n/a | n/a | n/a | n/a | | n/a | | |
| 09B | Hunting/Trapping | | n/a | n/a | n/a | n/a | | n/a | | |
| 09C | Hunting/Trapping | | n/a | n/a | n/a | n/a | | n/a | | |
| 09D | Hunting/Trapping | | n/a | n/a | n/a | n/a | | n/a | | |
| 09E | Hunting/Trapping | | n/a | n/a | n/a | n/a | | n/a | | |
| 09 | **TOTAL UNIT** | | n/a | n/a | n/a | n/a | | n/a | | |
| **Unit 10** | | | | | | | | | | |
| 10 | Hunting/Trapping | | n/a | n/a | n/a | n/a | | n/a | | |
| 10 | **TOTAL UNIT** | | n/a | n/a | n/a | n/a | | n/a | | |

# 1992-93 HARVEST INFORMATION BY SPECIES: COYOTE

| GMU | TYPE | HUNT | TOTAL HARVEST | SEX | | | DLP | UNREPORTED ILLEGAL | AVERAGE HORN LGTH./ ANTLER WIDTH | COMMENTS |
|---|---|---|---|---|---|---|---|---|---|---|
| | | | | MALE | FEMALE | UNKNOWN | | | | |
| **Unit 11** | | | | | | | | | | |
| 11 | Hunting/Trapping | | n/a | n/a | n/a | n/a | | n/a | | |
| 11 | **TOTAL UNIT** | | n/a | n/a | n/a | n/a | | n/a | | |
| **Unit 12** | | | | | | | | | | |
| 12 | Hunting/Trapping | | n/a | n/a | n/a | n/a | | n/a | | |
| 12 | **TOTAL UNIT** | | n/a | n/a | n/a | n/a | | n/a | | |
| **Unit 13** | | | | | | | | | | |
| 13A | Hunting/Trapping | | n/a | n/a | n/a | n/a | | n/a | | |
| 13B | Hunting/Trapping | | n/a | n/a | n/a | n/a | | n/a | | |
| 13C | Hunting/Trapping | | n/a | n/a | n/a | n/a | | n/a | | |
| 13D | Hunting/Trapping | | n/a | n/a | n/a | n/a | | n/a | | |
| 13E | Hunting/Trapping | | n/a | n/a | n/a | n/a | | n/a | | |
| 13 | **TOTAL UNIT** | | n/a | n/a | n/a | n/a | | n/a | | |
| **Unit 14** | | | | | | | | | | |
| 14A | Hunting/Trapping | | 39 | 0 | 0 | 39 | | n/a | | Estimated harvest based on trapper questionnaire |
| 14B | Hunting/Trapping | | 3 | 0 | 0 | 3 | | n/a | | Estimated harvest based on trapper questionnaire |
| 14C | Hunting/Trapping | | n/a | n/a | n/a | n/a | | n/a | | |
| 14 | **TOTAL UNIT** | | 42 | 0 | 0 | 42 | | n/a | | |
| **Unit 15** | | | | | | | | | | |
| 15A | Hunting/Trapping | | n/a | n/a | n/a | n/a | | n/a | | |
| 15B | Hunting/Trapping | | n/a | n/a | n/a | n/a | | n/a | | |
| 15C | Hunting/Trapping | | n/a | n/a | n/a | n/a | | n/a | | |
| 15 | **TOTAL UNIT** | | n/a | n/a | n/a | n/a | | n/a | | |
| **Unit 16** | | | | | | | | | | |
| 16A | Hunting/Trapping | | 8 | 0 | 0 | 8 | | n/a | | Estimated harvest based on trapper questionnaire |
| 16B | Hunting/Trapping | | n/a | n/a | n/a | n/a | | n/a | | |
| 16 | **TOTAL UNIT** | | 8 | 0 | 0 | 8 | | n/a | | |
| **Unit 17** | | | | | | | | | | |
| 17A | Hunting/Trapping | | n/a | n/a | n/a | n/a | | n/a | | |
| 17B | Hunting/Trapping | | n/a | n/a | n/a | n/a | | n/a | | |
| 17C | Hunting/Trapping | | n/a | n/a | n/a | n/a | | n/a | | |
| 17 | **TOTAL UNIT** | | n/a | n/a | n/a | n/a | | n/a | | |
| **Unit 18** | | | | | | | | | | |
| 18 | Hunting/Trapping | | 2 | 2 | n/a | n/a | | n/a | | |
| 18 | **TOTAL UNIT** | | 2 | 2 | n/a | n/a | | n/a | | |

# 1992-93 HARVEST INFORMATION BY SPECIES: COYOTE

| GMU | TYPE | HUNT | TOTAL HARVEST | SEX | | | DLP | UNREPORTED ILLEGAL | AVERAGE HORN LGTH./ ANTLER WIDTH | COMMENTS |
|---|---|---|---|---|---|---|---|---|---|---|
| | | | | MALE | FEMALE | UNKNOWN | | | | |
| **Unit 19** | | | | | | | | | | |
| 19A | Hunting/Trapping | | n/a | n/a | n/a | n/a | | n/a | | |
| 19B | Hunting/Trapping | | n/a | n/a | n/a | n/a | | n/a | | |
| 19C | Hunting/Trapping | | n/a | n/a | n/a | n/a | | n/a | | |
| 19D | Hunting/Trapping | | n/a | n/a | n/a | n/a | | n/a | | |
| 19 | **TOTAL UNIT** | | n/a | n/a | n/a | n/a | | n/a | | |
| **Unit 20** | | | | | | | | | | |
| 20A | Hunting/Trapping | | n/a | n/a | n/a | n/a | | n/a | | |
| 20B | Hunting/Trapping | | n/a | n/a | n/a | n/a | | n/a | | |
| 20C | Hunting/Trapping | | n/a | n/a | n/a | n/a | | n/a | | |
| 20D | Hunting/Trapping | | n/a | n/a | n/a | n/a | | n/a | | |
| 20E | Hunting/Trapping | | n/a | n/a | n/a | n/a | | n/a | | |
| 20F | Hunting/Trapping | | n/a | n/a | n/a | n/a | | n/a | | |
| 20 | **TOTAL UNIT** | | n/a | n/a | n/a | n/a | | n/a | | |
| **Unit 21** | | | | | | | | | | |
| 21A | Hunting/Trapping | | n/a | n/a | n/a | n/a | | n/a | | |
| 21B | Hunting/Trapping | | n/a | n/a | n/a | n/a | | n/a | | |
| 21C | Hunting/Trapping | | n/a | n/a | n/a | n/a | | n/a | | |
| 21D | Hunting/Trapping | | n/a | n/a | n/a | n/a | | n/a | | |
| 21E | Hunting/Trapping | | n/a | n/a | n/a | n/a | | n/a | | |
| 21 | **TOTAL UNIT** | | n/a | n/a | n/a | n/a | | n/a | | |
| **Unit 22** | | | | | | | | | | |
| 22A | Hunting/Trapping | | n/a | n/a | n/a | n/a | | n/a | | |
| 22B | Hunting/Trapping | | n/a | n/a | n/a | n/a | | n/a | | |
| 22C | Hunting/Trapping | | n/a | n/a | n/a | n/a | | n/a | | |
| 22D | Hunting/Trapping | | n/a | n/a | n/a | n/a | | n/a | | |
| 22E | Hunting/Trapping | | n/a | n/a | n/a | n/a | | n/a | | |
| 22 | **TOTAL UNIT** | | n/a | n/a | n/a | n/a | | n/a | | |
| **Unit 23** | | | | | | | | | | |
| 23 | Hunting/Trapping | | n/a | n/a | n/a | n/a | | n/a | | |
| 23 | **TOTAL UNIT** | | n/a | n/a | n/a | n/a | | n/a | | |
| **Unit 24** | | | | | | | | | | |
| 24 | Hunting/Trapping | | n/a | n/a | n/a | n/a | | n/a | | |
| 24 | **TOTAL UNIT** | | n/a | n/a | n/a | n/a | | n/a | | |
| **Unit 25** | | | | | | | | | | |
| 25A | Hunting/Trapping | | n/a | n/a | n/a | n/a | | n/a | | |
| 25B | Hunting/Trapping | | n/a | n/a | n/a | n/a | | n/a | | |
| 25C | Hunting/Trapping | | n/a | n/a | n/a | n/a | | n/a | | |
| 25D | Hunting/Trapping | | n/a | n/a | n/a | n/a | | n/a | | |
| 25 | **TOTAL UNIT** | | n/a | n/a | n/a | n/a | | n/a | | |

# 1992-93 HARVEST INFORMATION BY SPECIES: COYOTE

| GMU | TYPE | HUNT | TOTAL HARVEST | SEX MALE | SEX FEMALE | SEX UNKNOWN | DLP | UNREPORTED ILLEGAL | AVERAGE HORN LGTH / ANTLER WIDTH | COMMENTS |
|---|---|---|---|---|---|---|---|---|---|---|
| **Unit 26** | | | | | | | | | | |
| 26A | Hunting/Trapping | | n/a | n/a | n/a | n/a | | n/a | | |
| 26B | Hunting/Trapping | | n/a | n/a | n/a | n/a | | n/a | | |
| 26C | Hunting/Trapping | | n/a | n/a | n/a | n/a | | n/a | | |
| 26 | **TOTAL UNIT** | | n/a | n/a | n/a | n/a | | n/a | | |
| | **TOTAL STATEWIDE** | | 52 | 2 | 0 | 50 | | n/a | | |

# 1992-93 HARVEST INFORMATION BY SPECIES: DEER

| GMU | TYPE | HUNT | TOTAL HARVEST | SEX | | | DLP | UNREPORTED ILLEGAL | AVERAGE HORN LGTH./ ANTLER WIDTH | COMMENTS |
|---|---|---|---|---|---|---|---|---|---|---|
| | | | | MALE | FEMALE | UNKNOWN | | | | |
| **Unit 01** | | | | | | | | | | |
| 01A | General Season | | 686 | 661 | 25 | 0 | | n/a | | Data taken from deer hunter survey |
| 01B | General Season | | 142 | 142 | 0 | 0 | | 6 | | All illegal kills are female |
| 01C | General Season | | 511 | 358 | 153 | 0 | | 0 | | |
| 01 | **TOTAL UNIT** | | 1339 | 1161 | 178 | 0 | | 6 | | |
| **Unit 02** | | | | | | | | | | |
| 02 | General Season | | 3097 | 3036 | 61 | 0 | | n/a | | Data taken from deer hunter survey |
| 02 | **TOTAL UNIT** | | 3097 | 3036 | 61 | 0 | | n/a | | |
| **Unit 03** | | | | | | | | | | |
| 03 | General Season | | 581 | 581 | 0 | 0 | | 57 | | All illegal kills are female. Survey data is almost double permit data for Mitkof Island |
| 03 | Registration | R0605 | 187 | 187 | 0 | 0 | | 0 | | |
| 03 | **TOTAL UNIT** | | 768 | 768 | 0 | 0 | | 57 | | |
| **Unit 04** | | | | | | | | | | |
| 04 | General Season | | 7246 | 5176 | 2070 | 0 | | 0 | | |
| 04 | **TOTAL UNIT** | | 7246 | 5176 | 2070 | 0 | | 0 | | |
| **Unit 05** | | | | | | | | | | |
| 05A | General Season | | 0 | 0 | 0 | 0 | | 0 | | |
| 05 | **TOTAL UNIT** | | 0 | 0 | 0 | 0 | | 0 | | |
| **Unit 06** | | | | | | | | | | |
| 06A | General Season | | 0 | 0 | 0 | 0 | | n/a | | No reported harvest or effort |
| 06B | General Season | | 0 | 0 | 0 | 0 | | n/a | | No reported harvest or effort |
| 06C | General Season | | 13 | 9 | 4 | 0 | | n/a | | Data estimated from hunter surveys |
| 06D | General Season | | 2049 | 1298 | 751 | 0 | | n/a | | Data estimated from hunter surveys |
| 06 | **TOTAL UNIT** | | 2062 | 1307 | 755 | 0 | | n/a | | |
| **Unit 08** | | | | | | | | | | |
| 08 | General Season | | 7043 | 5144 | 1899 | 0 | | n/a | | |
| 08 | **TOTAL UNIT** | | 7043 | 5144 | 1899 | 0 | | n/a | | |
| | **TOTAL STATEWIDE** | | 21555 | 16592 | 4963 | 0 | | 63 | | |

# 1992-93 HARVEST INFORMATION BY SPECIES: ELK

| GMU | TYPE | HUNT | TOTAL HARVEST | SEX | | | DLP | UNREPORTED ILLEGAL | AVERAGE HORN LGTH./ ANTLER WIDTH | COMMENTS |
|---|---|---|---|---|---|---|---|---|---|---|
| | | | | MALE | FEMALE | UNKNOWN | | | | |
| **Unit 08** | | | | | | | | | | |
| 08 | Drawing | D0702 | 1 | 0 | 1 | 0 | | 0 | | |
| 08 | Drawing | D0703 | 1 | 0 | 1 | 0 | | 0 | | |
| 08 | Drawing | D0704 | 1 | 1 | 0 | 0 | | 0 | | |
| 08 | Drawing | D0705 | 0 | 0 | 0 | 0 | | 0 | | |
| 08 | Drawing | D0706 | 1 | 1 | 0 | 0 | | 0 | | |
| 08 | Drawing | D0707 | 0 | 0 | 0 | 0 | | 0 | | |
| 08 | Drawing | D0708 | 6 | 3 | 3 | 0 | | 0 | | |
| 08 | Drawing | D0709 | 5 | 0 | 5 | 0 | | 0 | | |
| 08 | Drawing | D0710 | 8 | 2 | 6 | 0 | | 0 | | |
| 08 | Registration | R0750 | 28 | 12 | 15 | 1 | | 0 | | |
| 08 | Registration | R0752 | 17 | 11 | 6 | 0 | | 0 | | |
| 08 | **TOTAL UNIT** | | 68 | 30 | 37 | 1 | | 0 | | |
| | **TOTAL STATEWIDE** | | 68 | 30 | 37 | 1 | | 0 | | |

# 1992-93 HARVEST INFORMATION BY SPECIES: FOX

| GMU | TYPE | HUNT | TOTAL HARVEST | SEX | | | DLP | UNREPORTED ILLEGAL | AVERAGE HORN LGTH./ ANTLER WIDTH | COMMENTS |
|---|---|---|---|---|---|---|---|---|---|---|
| | | | | MALE | FEMALE | UNKNOWN | | | | |
| **Unit 01** | | | | | | | | | | |
| 01A | Hunting/Trapping | | n/a | n/a | n/a | n/a | | n/a | | Data not available |
| 01C | Hunting/Trapping | | n/a | n/a | n/a | n/a | | n/a | | |
| 01D | Hunting/Trapping | | n/a | n/a | n/a | n/a | | n/a | | |
| 01 | **TOTAL UNIT** | | n/a | n/a | n/a | n/a | | n/a | | |
| **Unit 02** | | | | | | | | | | |
| 02 | Hunting/Trapping | | n/a | n/a | n/a | n/a | | n/a | | Data not available |
| 02 | **TOTAL UNIT** | | n/a | n/a | n/a | n/a | | n/a | | |
| **Unit 05** | | | | | | | | | | |
| 05A | Hunting/Trapping | | n/a | n/a | n/a | n/a | | n/a | | |
| 05B | Hunting/Trapping | | n/a | n/a | n/a | n/a | | n/a | | |
| 05 | **TOTAL UNIT** | | n/a | n/a | n/a | n/a | | n/a | | |
| **Unit 06** | | | | | | | | | | |
| 06A | Hunting/Trapping | | n/a | n/a | n/a | n/a | | n/a | | |
| 06B | Hunting/Trapping | | n/a | n/a | n/a | n/a | | n/a | | |
| 06C | Hunting/Trapping | | n/a | n/a | n/a | n/a | | n/a | | |
| 06D | Hunting/Trapping | | n/a | n/a | n/a | n/a | | n/a | | |
| 06 | **TOTAL UNIT** | | n/a | n/a | n/a | n/a | | n/a | | |
| **Unit 07** | | | | | | | | | | |
| 07 | Hunting/Trapping | | n/a | n/a | n/a | n/a | | n/a | | |
| 07 | **TOTAL UNIT** | | n/a | n/a | n/a | n/a | | n/a | | |
| **Unit 08** | | | | | | | | | | |
| 08 | Hunting/Trapping | | n/a | n/a | n/a | n/a | | n/a | | |
| 08 | **TOTAL UNIT** | | n/a | n/a | n/a | n/a | | n/a | | |
| **Unit 09** | | | | | | | | | | |
| 09A | Hunting/Trapping | | n/a | n/a | n/a | n/a | | n/a | | |
| 09B | Hunting/Trapping | | n/a | n/a | n/a | n/a | | n/a | | |
| 09C | Hunting/Trapping | | n/a | n/a | n/a | n/a | | n/a | | |
| 09D | Hunting/Trapping | | n/a | n/a | n/a | n/a | | n/a | | |
| 09E | Hunting/Trapping | | n/a | n/a | n/a | n/a | | n/a | | |
| 09 | **TOTAL UNIT** | | n/a | n/a | n/a | n/a | | n/a | | |
| **Unit 10** | | | | | | | | | | |
| 10 | Hunting/Trapping | | n/a | n/a | n/a | n/a | | n/a | | |
| 10 | **TOTAL UNIT** | | n/a | n/a | n/a | n/a | | n/a | | |

# 1992-93 HARVEST INFORMATION BY SPECIES: FOX

| GMU | TYPE | HUNT | TOTAL HARVEST | SEX | | | DLP | UNREPORTED ILLEGAL | AVERAGE HORN LGTH./ ANTLER WIDTH | COMMENTS |
|---|---|---|---|---|---|---|---|---|---|---|
| | | | | MALE | FEMALE | UNKNOWN | | | | |
| **Unit 11** | | | | | | | | | | |
| 11 | Hunting/Trapping | | n/a | n/a | n/a | n/a | | n/a | | |
| 11 | **TOTAL UNIT** | | n/a | n/a | n/a | n/a | | n/a | | |
| **Unit 12** | | | | | | | | | | |
| 12 | Hunting/Trapping | | n/a | n/a | n/a | n/a | | n/a | | |
| 12 | **TOTAL UNIT** | | n/a | n/a | n/a | n/a | | n/a | | |
| **Unit 13** | | | | | | | | | | |
| 13A | Hunting/Trapping | | n/a | n/a | n/a | n/a | | n/a | | |
| 13B | Hunting/Trapping | | n/a | n/a | n/a | n/a | | n/a | | |
| 13C | Hunting/Trapping | | n/a | n/a | n/a | n/a | | n/a | | |
| 13D | Hunting/Trapping | | n/a | n/a | n/a | n/a | | n/a | | |
| 13E | Hunting/Trapping | | n/a | n/a | n/a | n/a | | n/a | | |
| 13 | **TOTAL UNIT** | | n/a | n/a | n/a | n/a | | n/a | | |
| **Unit 14** | | | | | | | | | | |
| 14A | Hunting/Trapping | | 34 | 0 | 0 | 34 | | n/a | | Estimated harvest based on trapper questionnaire |
| 14B | Hunting/Trapping | | 8 | 0 | 0 | 8 | | n/a | | Estimated harvest based on trapper questionnaire |
| 14C | Hunting/Trapping | | n/a | n/a | n/a | n/a | | n/a | | |
| 14 | **TOTAL UNIT** | | 42 | 0 | 0 | 42 | | n/a | | |
| **Unit 15** | | | | | | | | | | |
| 15A | Hunting/Trapping | | n/a | n/a | n/a | n/a | | n/a | | |
| 15B | Hunting/Trapping | | n/a | n/a | n/a | n/a | | n/a | | |
| 15C | Hunting/Trapping | | n/a | n/a | n/a | n/a | | n/a | | |
| 15 | **TOTAL UNIT** | | n/a | n/a | n/a | n/a | | n/a | | |
| **Unit 16** | | | | | | | | | | |
| 16A | Hunting/Trapping | | 5 | 0 | 0 | 5 | | n/a | | Estimated harvest based on trapper questionnaire |
| 16B | Hunting/Trapping | | n/a | n/a | n/a | n/a | | n/a | | |
| 16 | **TOTAL UNIT** | | 5 | 0 | 0 | 5 | | n/a | | |
| **Unit 17** | | | | | | | | | | |
| 17A | Hunting/Trapping | | n/a | n/a | n/a | n/a | | n/a | | |
| 17B | Hunting/Trapping | | n/a | n/a | n/a | n/a | | n/a | | |
| 17C | Hunting/Trapping | | n/a | n/a | n/a | n/a | | n/a | | |
| 17 | **TOTAL UNIT** | | n/a | n/a | n/a | n/a | | n/a | | |
| **Unit 18** | | | | | | | | | | |
| 18 | Hunting/Trapping | | 205 | 0 | 0 | 205 | | n/a | | |
| 18 | **TOTAL UNIT** | | 205 | 0 | 0 | 205 | | n/a | | |

# 1992-93 HARVEST INFORMATION BY SPECIES: FOX

| GMU | TYPE | HUNT | TOTAL HARVEST | SEX | | | DLP | UNREPORTED ILLEGAL | AVERAGE HORN LGTH./ ANTLER WIDTH | COMMENTS |
|---|---|---|---|---|---|---|---|---|---|---|
| | | | | MALE | FEMALE | UNKNOWN | | | | |
| **Unit 19** | | | | | | | | | | |
| 19A | Hunting/Trapping | | n/a | n/a | n/a | n/a | | n/a | | |
| 19B | Hunting/Trapping | | n/a | n/a | n/a | n/a | | n/a | | |
| 19C | Hunting/Trapping | | n/a | n/a | n/a | n/a | | n/a | | |
| 19D | Hunting/Trapping | | n/a | n/a | n/a | n/a | | n/a | | |
| 19 | **TOTAL UNIT** | | n/a | n/a | n/a | n/a | | n/a | | |
| **Unit 20** | | | | | | | | | | |
| 20A | Hunting/Trapping | | n/a | n/a | n/a | n/a | | n/a | | |
| 20B | Hunting/Trapping | | n/a | n/a | n/a | n/a | | n/a | | |
| 20C | Hunting/Trapping | | n/a | n/a | n/a | n/a | | n/a | | |
| 20D | Hunting/Trapping | | n/a | n/a | n/a | n/a | | n/a | | |
| 20E | Hunting/Trapping | | n/a | n/a | n/a | n/a | | n/a | | |
| 20F | Hunting/Trapping | | n/a | n/a | n/a | n/a | | n/a | | |
| 20 | **TOTAL UNIT** | | n/a | n/a | n/a | n/a | | n/a | | |
| **Unit 21** | | | | | | | | | | |
| 21A | Hunting/Trapping | | n/a | n/a | n/a | n/a | | n/a | | |
| 21B | Hunting/Trapping | | n/a | n/a | n/a | n/a | | n/a | | |
| 21C | Hunting/Trapping | | n/a | n/a | n/a | n/a | | n/a | | |
| 21D | Hunting/Trapping | | n/a | n/a | n/a | n/a | | n/a | | |
| 21E | Hunting/Trapping | | n/a | n/a | n/a | n/a | | n/a | | |
| 21 | **TOTAL UNIT** | | n/a | n/a | n/a | n/a | | n/a | | |
| **Unit 22** | | | | | | | | | | |
| 22A | Hunting/Trapping | | n/a | n/a | n/a | n/a | | n/a | | |
| 22B | Hunting/Trapping | | n/a | n/a | n/a | n/a | | n/a | | |
| 22C | Hunting/Trapping | | n/a | n/a | n/a | n/a | | n/a | | |
| 22D | Hunting/Trapping | | n/a | n/a | n/a | n/a | | n/a | | |
| 22E | Hunting/Trapping | | n/a | n/a | n/a | n/a | | n/a | | |
| 22 | **TOTAL UNIT** | | n/a | n/a | n/a | n/a | | n/a | | |
| **Unit 23** | | | | | | | | | | |
| 23 | Hunting/Trapping | | n/a | n/a | n/a | n/a | | n/a | | |
| 23 | **TOTAL UNIT** | | n/a | n/a | n/a | n/a | | n/a | | |
| **Unit 24** | | | | | | | | | | |
| 24 | Hunting/Trapping | | n/a | n/a | n/a | n/a | | n/a | | |
| 24 | **TOTAL UNIT** | | n/a | n/a | n/a | n/a | | n/a | | |
| **Unit 25** | | | | | | | | | | |
| 25A | Hunting/Trapping | | n/a | n/a | n/a | n/a | | n/a | | |
| 25B | Hunting/Trapping | | n/a | n/a | n/a | n/a | | n/a | | |
| 25C | Hunting/Trapping | | n/a | n/a | n/a | n/a | | n/a | | |
| 25D | Hunting/Trapping | | n/a | n/a | n/a | n/a | | n/a | | |
| 25 | **TOTAL UNIT** | | n/a | n/a | n/a | n/a | | n/a | | |

# 1992-93 HARVEST INFORMATION BY SPECIES: FOX

| GMU | TYPE | HUNT | TOTAL HARVEST | SEX | | | DLP | UNREPORTED ILLEGAL | AVERAGE HORN LGTH./ ANTLER WIDTH | COMMENTS |
|---|---|---|---|---|---|---|---|---|---|---|
| | | | | MALE | FEMALE | UNKNOWN | | | | |
| **Unit 26** | | | | | | | | | | |
| 26A | Hunting/Trapping | | n/a | n/a | n/a | n/a | | n/a | | |
| 26B | Hunting/Trapping | | n/a | n/a | n/a | n/a | | n/a | | |
| 26C | Hunting/Trapping | | n/a | n/a | n/a | n/a | | n/a | | |
| 26 | **TOTAL UNIT** | | n/a | n/a | n/a | n/a | | n/a | | |
| | **TOTAL STATEWIDE** | | 252 | 0 | 0 | 252 | | n/a | | |

# 1992-93 HARVEST INFORMATION BY SPECIES: LYNX

| GMU | TYPE | HUNT | TOTAL HARVEST | SEX | | | DLP | UNREPORTED ILLEGAL | AVERAGE HORN LGTH./ ANTLER WIDTH | COMMENTS |
|---|---|---|---|---|---|---|---|---|---|---|
| | | | | MALE | FEMALE | UNKNOWN | | | | |
| **Unit 01** | | | | | | | | | | |
| 01A | Hunting/Trapping | | n/a | n/a | n/a | n/a | | n/a | | Data not available |
| 01C | Hunting/Trapping | | 1 | 0 | 1 | 0 | | n/a | | |
| 01D | Hunting/Trapping | | 28 | 14 | 14 | 0 | | n/a | | |
| 01 | **TOTAL UNIT** | | 29 | 14 | 15 | 0 | | n/a | | |
| **Unit 02** | | | | | | | | | | |
| 02 | Hunting/Trapping | | n/a | n/a | n/a | n/a | | n/a | | Data not available |
| 02 | **TOTAL UNIT** | | n/a | n/a | n/a | n/a | | n/a | | |
| **Unit 05** | | | | | | | | | | |
| 05A | Hunting/Trapping | | 0 | 0 | 0 | 0 | | n/a | | |
| 05B | Hunting/Trapping | | 0 | 0 | 0 | 0 | | n/a | | |
| 05 | **TOTAL UNIT** | | 0 | 0 | 0 | 0 | | n/a | | |
| **Unit 06** | | | | | | | | | | |
| 06A | Hunting/Trapping | | 0 | 0 | 0 | 0 | | n/a | | |
| 06B | Hunting/Trapping | | 0 | 0 | 0 | 0 | | n/a | | |
| 06C | Hunting/Trapping | | 0 | 0 | 0 | 0 | | n/a | | |
| 06D | Hunting/Trapping | | 4 | 1 | 3 | 0 | | n/a | | |
| 06 | **TOTAL UNIT** | | 4 | 1 | 3 | 0 | | n/a | | |
| **Unit 07** | | | | | | | | | | |
| 07 | Hunting/Trapping | | 1 | 0 | 0 | 1 | | n/a | | |
| 07 | **TOTAL UNIT** | | 1 | 0 | 0 | 1 | | n/a | | |
| **Unit 09** | | | | | | | | | | |
| 09A | Hunting/Trapping | | 0 | 0 | 0 | 0 | | n/a | | |
| 09B | Hunting/Trapping | | 29 | 0 | 0 | 29 | | n/a | | |
| 09C | Hunting/Trapping | | 17 | 0 | 0 | 17 | | n/a | | |
| 09D | Hunting/Trapping | | 0 | 0 | 0 | 0 | | n/a | | |
| 09E | Hunting/Trapping | | 5 | 0 | 0 | 5 | | n/a | | |
| 09 | **TOTAL UNIT** | | 51 | 0 | 0 | 51 | | n/a | | |
| **Unit 11** | | | | | | | | | | |
| 11 | Hunting/Trapping | | 51 | 0 | 0 | 51 | | n/a | | |
| 11 | **TOTAL UNIT** | | 51 | 0 | 0 | 51 | | n/a | | |
| **Unit 12** | | | | | | | | | | |
| 12 | Hunting/Trapping | | 232 | 0 | 0 | 232 | | n/a | | |
| 12 | **TOTAL UNIT** | | 232 | 0 | 0 | 232 | | n/a | | |

# 1992-93 HARVEST INFORMATION BY SPECIES: LYNX

| GMU | TYPE | HUNT | TOTAL HARVEST | SEX | | | DLP | UNREPORTED ILLEGAL | AVERAGE HORN LGTH./ ANTLER WIDTH | COMMENTS |
|---|---|---|---|---|---|---|---|---|---|---|
| | | | | MALE | FEMALE | UNKNOWN | | | | |
| **Unit 13** | | | | | | | | | | |
| 13A | Hunting/Trapping | | 39 | 0 | 0 | 39 | | n/a | | |
| 13B | Hunting/Trapping | | 14 | 0 | 0 | 14 | | n/a | | |
| 13C | Hunting/Trapping | | 33 | 0 | 0 | 33 | | n/a | | |
| 13D | Hunting/Trapping | | 38 | 0 | 0 | 38 | | n/a | | |
| 13E | Hunting/Trapping | | 6 | 0 | 0 | 6 | | n/a | | |
| 13 | **TOTAL UNIT** | | 130 | 0 | 0 | 130 | | n/a | | |
| **Unit 14** | | | | | | | | | | |
| 14A | Hunting/Trapping | | 9 | 0 | 0 | 9 | | n/a | | |
| 14B | Hunting/Trapping | | 1 | 0 | 0 | 1 | | n/a | | |
| 14C | Hunting/Trapping | | 1 | 0 | 0 | 1 | | n/a | | |
| 14 | **TOTAL UNIT** | | 11 | 0 | 0 | 11 | | n/a | | |
| **Unit 15** | | | | | | | | | | |
| 15A | Hunting/Trapping | | 1 | 0 | 0 | 1 | | n/a | | |
| 15B | Hunting/Trapping | | 1 | 0 | 0 | 1 | | n/a | | |
| 15C | Hunting/Trapping | | 0 | 0 | 0 | 0 | | n/a | | |
| 15 | **TOTAL UNIT** | | 2 | 0 | 0 | 2 | | n/a | | |
| **Unit 16** | | | | | | | | | | |
| 16A | Hunting/Trapping | | 2 | 0 | 0 | 2 | | n/a | | |
| 16B | Hunting/Trapping | | 1 | 0 | 0 | 1 | | n/a | | |
| 16 | **TOTAL UNIT** | | 3 | 0 | 0 | 3 | | n/a | | |
| **Unit 17** | | | | | | | | | | |
| 17A | Hunting/Trapping | | 0 | 0 | 0 | 0 | | n/a | | |
| 17B | Hunting/Trapping | | 14 | 0 | 0 | 14 | | n/a | | |
| 17C | Hunting/Trapping | | 1 | 0 | 0 | 1 | | n/a | | |
| 17 | **TOTAL UNIT** | | 15 | 0 | 0 | 15 | | n/a | | |
| **Unit 18** | | | | | | | | | | |
| 18 | Hunting/Trapping | | 18 | 0 | 0 | 18 | | n/a | | |
| 18 | **TOTAL UNIT** | | 18 | 0 | 0 | 18 | | n/a | | |
| **Unit 19** | | | | | | | | | | |
| 19A | Hunting/Trapping | | 13 | 0 | 0 | 13 | | n/a | | |
| 19B | Hunting/Trapping | | 1 | 0 | 0 | 1 | | n/a | | |
| 19C | Hunting/Trapping | | 12 | 0 | 0 | 12 | | n/a | | |
| 19D | Hunting/Trapping | | 6 | 0 | 0 | 6 | | n/a | | |
| 19 | **TOTAL UNIT** | | 32 | 0 | 0 | 32 | | n/a | | |
| **Unit 20** | | | | | | | | | | |
| 20A | Hunting/Trapping | | 78 | 0 | 0 | 78 | | n/a | | |
| 20B | Hunting/Trapping | | 94 | 0 | 0 | 94 | | n/a | | |

# *1992-93 HARVEST INFORMATION BY SPECIES: LYNX*

| GMU | TYPE | HUNT | TOTAL HARVEST | SEX | | | DLP | UNREPORTED ILLEGAL | AVERAGE HORN LGTH./ ANTLER WIDTH | COMMENTS |
|---|---|---|---|---|---|---|---|---|---|---|
| | | | | MALE | FEMALE | UNKNOWN | | | | |
| **Unit 20** | | | | | | | | | | |
| 20C | Hunting/Trapping | | 53 | 0 | 0 | 53 | | n/a | | |
| 20D | Hunting/Trapping | | 96 | 0 | 0 | 96 | | n/a | | |
| 20E | Hunting/Trapping | | 97 | 0 | 0 | 97 | | n/a | | |
| 20F | Hunting/Trapping | | 25 | 0 | 0 | 25 | | n/a | | |
| 20 | **TOTAL UNIT** | | 443 | 0 | 0 | 443 | | n/a | | |
| **Unit 21** | | | | | | | | | | |
| 21A | Hunting/Trapping | | 8 | 0 | 0 | 8 | | n/a | | |
| 21B | Hunting/Trapping | | 5 | 0 | 0 | 5 | | n/a | | |
| 21C | Hunting/Trapping | | 0 | 0 | 0 | 0 | | n/a | | |
| 21D | Hunting/Trapping | | 10 | 0 | 0 | 10 | | n/a | | |
| 21E | Hunting/Trapping | | 3 | 0 | 0 | 3 | | n/a | | |
| 21 | **TOTAL UNIT** | | 26 | 0 | 0 | 26 | | n/a | | |
| **Unit 22** | | | | | | | | | | |
| 22A | Hunting/Trapping | | 4 | 0 | 0 | 4 | | n/a | | |
| 22B | Hunting/Trapping | | 0 | 0 | 0 | 0 | | n/a | | |
| 22C | Hunting/Trapping | | 0 | 0 | 0 | 0 | | n/a | | |
| 22D | Hunting/Trapping | | 0 | 0 | 0 | 0 | | n/a | | |
| 22E | Hunting/Trapping | | 0 | 0 | 0 | 0 | | n/a | | |
| 22 | **TOTAL UNIT** | | 4 | 0 | 0 | 4 | | n/a | | |
| **Unit 23** | | | | | | | | | | |
| 23 | Hunting/Trapping | | 0 | 0 | 0 | 0 | | n/a | | |
| 23 | **TOTAL UNIT** | | 0 | 0 | 0 | 0 | | n/a | | |
| **Unit 24** | | | | | | | | | | |
| 24 | Hunting/Trapping | | 111 | 0 | 0 | 111 | | n/a | | |
| 24 | **TOTAL UNIT** | | 111 | 0 | 0 | 111 | | n/a | | |
| **Unit 25** | | | | | | | | | | |
| 25A | Hunting/Trapping | | 13 | 0 | 0 | 13 | | n/a | | |
| 25B | Hunting/Trapping | | 51 | 0 | 0 | 51 | | n/a | | |
| 25C | Hunting/Trapping | | 8 | 0 | 0 | 8 | | n/a | | |
| 25D | Hunting/Trapping | | 128 | 0 | 0 | 128 | | n/a | | |
| 25 | **TOTAL UNIT** | | 200 | 0 | 0 | 200 | | n/a | | |
| **Unit 26** | | | | | | | | | | |
| 26A | Hunting/Trapping | | 0 | 0 | 0 | 0 | | n/a | | |
| 26B | Hunting/Trapping | | 3 | 0 | 0 | 3 | | n/a | | |
| 26C | Hunting/Trapping | | 0 | 0 | 0 | 0 | | n/a | | |
| 26 | **TOTAL UNIT** | | 3 | 0 | 0 | 3 | | n/a | | |
| | **TOTAL STATEWIDE** | | 1366 | 15 | 18 | 1333 | | n/a | | |

# 1992-93 HARVEST INFORMATION BY SPECIES: MARTEN

| GMU | TYPE | HUNT | TOTAL HARVEST | SEX | | | DLP | UNREPORTED ILLEGAL | AVERAGE HORN LGTH./ ANTLER WIDTH | COMMENTS |
|---|---|---|---|---|---|---|---|---|---|---|
| | | | | MALE | FEMALE | UNKNOWN | | | | |
| **Unit 01** | | | | | | | | | | |
| 01A | Trapping | | 122 | 87 | 32 | 3 | | n/a | | 13 trappers took 122 marten |
| 01B | Trapping | | 49 | 31 | 18 | 0 | | n/a | | GMU 1B has no communities and no residents |
| 01C | Trapping | | 74 | 43 | 31 | 0 | | n/a | | |
| 01D | Trapping | | 4 | 2 | 2 | 0 | | n/a | | |
| 01 | **TOTAL UNIT** | | 249 | 163 | 83 | 3 | | n/a | | |
| **Unit 02** | | | | | | | | | | |
| 02 | Trapping | | 575 | 289 | 203 | 83 | | n/a | | 28 trappers took 575 marten |
| 02 | **TOTAL UNIT** | | 575 | 289 | 203 | 83 | | n/a | | |
| **Unit 03** | | | | | | | | | | |
| 03 | Trapping | | 72 | 41 | 31 | 0 | | n/a | | |
| 03 | **TOTAL UNIT** | | 72 | 41 | 31 | 0 | | n/a | | |
| **Unit 04** | | | | | | | | | | |
| 04 | Trapping | | 477 | 313 | 164 | 0 | | n/a | | 26 GMU resident trappers took 440 marten |
| 04 | **TOTAL UNIT** | | 477 | 313 | 164 | 0 | | n/a | | |
| **Unit 05** | | | | | | | | | | |
| 05A | Trapping | | 20 | 13 | 7 | 0 | | n/a | | |
| 05B | Trapping | | 0 | 0 | 0 | 0 | | n/a | | |
| 05 | **TOTAL UNIT** | | 20 | 13 | 7 | 0 | | n/a | | |
| **Unit 06** | | | | | | | | | | |
| 06A | Trapping | | 0 | 0 | 0 | 0 | | n/a | | |
| 06B | Trapping | | 0 | 0 | 0 | 0 | | n/a | | |
| 06C | Trapping | | 0 | 0 | 0 | 0 | | n/a | | |
| 06D | Trapping | | 0 | 0 | 0 | 0 | | n/a | | |
| 06 | **TOTAL UNIT** | | 0 | 0 | 0 | 0 | | n/a | | |
| **Unit 07** | | | | | | | | | | |
| 07 | Trapping | | 32 | 14 | 5 | 13 | | n/a | | |
| 07 | **TOTAL UNIT** | | 32 | 14 | 5 | 13 | | n/a | | |
| **Unit 08** | | | | | | | | | | |
| 08 | Trapping | | n/a | n/a | n/a | n/a | | n/a | | |
| 08 | **TOTAL UNIT** | | n/a | n/a | n/a | n/a | | n/a | | |
| **Unit 09** | | | | | | | | | | |
| 09A | Trapping | | n/a | n/a | n/a | n/a | | n/a | | |
| 09B | Trapping | | n/a | n/a | n/a | n/a | | n/a | | |
| 09C | Trapping | | n/a | n/a | n/a | n/a | | n/a | | |

# 1992-93 HARVEST INFORMATION BY SPECIES: MARTEN

| GMU | TYPE | HUNT | TOTAL HARVEST | SEX | | | DLP | UNREPORTED ILLEGAL | AVERAGE HORN LGTH./ ANTLER WIDTH | COMMENTS |
|---|---|---|---|---|---|---|---|---|---|---|
| | | | | MALE | FEMALE | UNKNOWN | | | | |
| **Unit 09** | | | | | | | | | | |
| 09D | Trapping | | n/a | n/a | n/a | n/a | | n/a | | |
| 09E | Trapping | | n/a | n/a | n/a | n/a | | n/a | | |
| 09 | **TOTAL UNIT** | | n/a | n/a | n/a | n/a | | n/a | | |
| **Unit 11** | | | | | | | | | | |
| 11 | Trapping | | 1 | 0 | 0 | 1 | | n/a | | |
| 11 | **TOTAL UNIT** | | 1 | 0 | 0 | 1 | | n/a | | |
| **Unit 12** | | | | | | | | | | |
| 12 | Trapping | | n/a | n/a | n/a | n/a | | n/a | | |
| 12 | **TOTAL UNIT** | | n/a | n/a | n/a | n/a | | n/a | | |
| **Unit 13** | | | | | | | | | | |
| 13A | Trapping | | n/a | n/a | n/a | n/a | | n/a | | |
| 13B | Trapping | | n/a | n/a | n/a | n/a | | n/a | | |
| 13C | Trapping | | n/a | n/a | n/a | n/a | | n/a | | |
| 13D | Trapping | | n/a | n/a | n/a | n/a | | n/a | | |
| 13E | Trapping | | 23 | 17 | 6 | 0 | | n/a | | |
| 13 | **TOTAL UNIT** | | 23 | 17 | 6 | 0 | | n/a | | |
| **Unit 14** | | | | | | | | | | |
| 14A | Trapping | | 6 | 5 | 1 | 0 | | n/a | | |
| 14B | Trapping | | 0 | 0 | 0 | 0 | | n/a | | |
| 14C | Trapping | | 0 | 0 | 0 | 0 | | n/a | | |
| 14 | **TOTAL UNIT** | | 6 | 5 | 1 | 0 | | n/a | | |
| **Unit 15** | | | | | | | | | | |
| 15A | Trapping | | 0 | 0 | 0 | 0 | | n/a | | |
| 15B | Trapping | | 0 | 0 | 0 | 0 | | n/a | | |
| 15C | Trapping | | 0 | 0 | 0 | 0 | | n/a | | |
| 15 | **TOTAL UNIT** | | 0 | 0 | 0 | 0 | | n/a | | |
| **Unit 16** | | | | | | | | | | |
| 16A | Trapping | | 14 | 11 | 3 | 0 | | n/a | | |
| 16B | Trapping | | 116 | 23 | 8 | 85 | | n/a | | |
| 16 | **TOTAL UNIT** | | 130 | 34 | 11 | 85 | | n/a | | |
| **Unit 17** | | | | | | | | | | |
| 17A | Trapping | | n/a | n/a | n/a | n/a | | n/a | | |
| 17B | Trapping | | n/a | n/a | n/a | n/a | | n/a | | |
| 17C | Trapping | | n/a | n/a | n/a | n/a | | n/a | | |
| 17 | **TOTAL UNIT** | | n/a | n/a | n/a | n/a | | n/a | | |

# 1992-93 HARVEST INFORMATION BY SPECIES: MARTEN

| GMU | TYPE | HUNT | TOTAL HARVEST | SEX | | | DLP | UNREPORTED ILLEGAL | AVERAGE HORN LGTH./ ANTLER WIDTH | COMMENTS |
|---|---|---|---|---|---|---|---|---|---|---|
| | | | | MALE | FEMALE | UNKNOWN | | | | |
| **Unit 18** | | | | | | | | | | |
| 18 | Trapping | | 72 | 0 | 0 | 72 | | n/a | | |
| 18 | **TOTAL UNIT** | | 72 | 0 | 0 | 72 | | n/a | | |
| **Unit 19** | | | | | | | | | | |
| 19A | Trapping | | n/a | n/a | n/a | n/a | | n/a | | |
| 19B | Trapping | | n/a | n/a | n/a | n/a | | n/a | | |
| 19C | Trapping | | n/a | n/a | n/a | n/a | | n/a | | |
| 19D | Trapping | | n/a | n/a | n/a | n/a | | n/a | | |
| 19 | **TOTAL UNIT** | | n/a | n/a | n/a | n/a | | n/a | | |
| **Unit 20** | | | | | | | | | | |
| 20A | Trapping | | n/a | n/a | n/a | n/a | | n/a | | |
| 20B | Trapping | | n/a | n/a | n/a | n/a | | n/a | | |
| 20C | Trapping | | n/a | n/a | n/a | n/a | | n/a | | |
| 20D | Trapping | | 0 | 0 | 0 | 0 | | n/a | | |
| 20E | Trapping | | n/a | n/a | n/a | n/a | | n/a | | |
| 20F | Trapping | | n/a | n/a | n/a | n/a | | n/a | | |
| 20 | **TOTAL UNIT** | | 0 | 0 | 0 | 0 | | n/a | | |
| **Unit 21** | | | | | | | | | | |
| 21A | Trapping | | n/a | n/a | n/a | n/a | | n/a | | |
| 21B | Trapping | | 0 | 0 | 0 | 0 | | n/a | | |
| 21C | Trapping | | 0 | 0 | 0 | 0 | | n/a | | |
| 21D | Trapping | | 0 | 0 | 0 | 0 | | n/a | | |
| 21E | Trapping | | n/a | n/a | n/a | n/a | | n/a | | |
| 21 | **TOTAL UNIT** | | 0 | 0 | 0 | 0 | | n/a | | |
| **Unit 22** | | | | | | | | | | |
| 22A | Trapping | | n/a | n/a | n/a | n/a | | n/a | | |
| 22B | Trapping | | n/a | n/a | n/a | n/a | | n/a | | |
| 22C | Trapping | | n/a | n/a | n/a | n/a | | n/a | | |
| 22D | Trapping | | n/a | n/a | n/a | n/a | | n/a | | |
| 22E | Trapping | | n/a | n/a | n/a | n/a | | n/a | | |
| 22 | **TOTAL UNIT** | | n/a | n/a | n/a | n/a | | n/a | | |
| **Unit 23** | | | | | | | | | | |
| 23 | Trapping | | 0 | 0 | 0 | 0 | | n/a | | |
| 23 | **TOTAL UNIT** | | 0 | 0 | 0 | 0 | | n/a | | |
| **Unit 24** | | | | | | | | | | |
| 24 | Trapping | | 0 | 0 | 0 | 0 | | n/a | | |
| 24 | **TOTAL UNIT** | | 0 | 0 | 0 | 0 | | n/a | | |

# 1992-93 HARVEST INFORMATION BY SPECIES: MARTEN

| GMU | TYPE | HUNT | TOTAL HARVEST | SEX | | | DLP | UNREPORTED ILLEGAL | AVERAGE HORN LGTH./ ANTLER WIDTH | COMMENTS |
|---|---|---|---|---|---|---|---|---|---|---|
| | | | | MALE | FEMALE | UNKNOWN | | | | |
| **Unit 25** | | | | | | | | | | |
| 25C | Trapping | | n/a | n/a | n/a | n/a | | n/a | | |
| 25Z | Trapping | | 707 | 0 | 0 | 707 | | n/a | | Subunits 25A,B,C,D total |
| 25 | **TOTAL UNIT** | | 707 | 0 | 0 | 707 | | n/a | | |
| **Unit 26** | | | | | | | | | | |
| 26A | Trapping | | n/a | n/a | n/a | n/a | | n/a | | |
| 26 | **TOTAL UNIT** | | n/a | n/a | n/a | n/a | | n/a | | |
| | **TOTAL STATEWIDE** | | 2364 | 889 | 511 | 964 | | n/a | | |

# 1992-93 HARVEST INFORMATION BY SPECIES: MINK

| GMU | TYPE | HUNT | TOTAL HARVEST | SEX | | | DLP | UNREPORTED ILLEGAL | AVERAGE HORN LGTH./ ANTLER WIDTH | COMMENTS |
|---|---|---|---|---|---|---|---|---|---|---|
| | | | | MALE | FEMALE | UNKNOWN | | | | |
| **Unit 01** | | | | | | | | | | |
| 01A | Trapping | | n/a | n/a | n/a | n/a | | n/a | | Data not available |
| 01B | Trapping | | n/a | n/a | n/a | n/a | | n/a | | |
| 01C | Trapping | | n/a | n/a | n/a | n/a | | n/a | | |
| 01D | Trapping | | n/a | n/a | n/a | n/a | | n/a | | |
| 01 | **TOTAL UNIT** | | n/a | n/a | n/a | n/a | | n/a | | |
| **Unit 02** | | | | | | | | | | |
| 02 | Trapping | | n/a | n/a | n/a | n/a | | n/a | | Data not available |
| 02 | **TOTAL UNIT** | | n/a | n/a | n/a | n/a | | n/a | | |
| **Unit 03** | | | | | | | | | | |
| 03 | Trapping | | n/a | n/a | n/a | n/a | | n/a | | |
| 03 | **TOTAL UNIT** | | n/a | n/a | n/a | n/a | | n/a | | |
| **Unit 04** | | | | | | | | | | |
| 04 | Trapping | | n/a | n/a | n/a | n/a | | n/a | | |
| 04 | **TOTAL UNIT** | | n/a | n/a | n/a | n/a | | n/a | | |
| **Unit 05** | | | | | | | | | | |
| 05A | Trapping | | n/a | n/a | n/a | n/a | | n/a | | |
| 05B | Trapping | | n/a | n/a | n/a | n/a | | n/a | | |
| 05 | **TOTAL UNIT** | | n/a | n/a | n/a | n/a | | n/a | | |
| **Unit 06** | | | | | | | | | | |
| 06A | Trapping | | n/a | n/a | n/a | n/a | | n/a | | |
| 06B | Trapping | | n/a | n/a | n/a | n/a | | n/a | | |
| 06C | Trapping | | n/a | n/a | n/a | n/a | | n/a | | |
| 06D | Trapping | | n/a | n/a | n/a | n/a | | n/a | | |
| 06 | **TOTAL UNIT** | | n/a | n/a | n/a | n/a | | n/a | | |
| **Unit 07** | | | | | | | | | | |
| 07 | Trapping | | n/a | n/a | n/a | n/a | | n/a | | |
| 07 | **TOTAL UNIT** | | n/a | n/a | n/a | n/a | | n/a | | |
| **Unit 09** | | | | | | | | | | |
| 09A | Trapping | | n/a | n/a | n/a | n/a | | n/a | | |
| 09B | Trapping | | n/a | n/a | n/a | n/a | | n/a | | |
| 09C | Trapping | | n/a | n/a | n/a | n/a | | n/a | | |
| 09D | Trapping | | n/a | n/a | n/a | n/a | | n/a | | |
| 09E | Trapping | | n/a | n/a | n/a | n/a | | n/a | | |
| 09 | **TOTAL UNIT** | | n/a | n/a | n/a | n/a | | n/a | | |

# 1992-93 HARVEST INFORMATION BY SPECIES: MINK

| GMU | TYPE | HUNT | TOTAL HARVEST | SEX | | | DLP | UNREPORTED ILLEGAL | AVERAGE HORN LGTH./ ANTLER WIDTH | COMMENTS |
|---|---|---|---|---|---|---|---|---|---|---|
| | | | | MALE | FEMALE | UNKNOWN | | | | |
| **Unit 10** | | | | | | | | | | |
| 10 | Trapping | | n/a | n/a | n/a | n/a | | n/a | | |
| 10 | **TOTAL UNIT** | | n/a | n/a | n/a | n/a | | n/a | | |
| **Unit 11** | | | | | | | | | | |
| 11 | Trapping | | n/a | n/a | n/a | n/a | | n/a | | |
| 11 | **TOTAL UNIT** | | n/a | n/a | n/a | n/a | | n/a | | |
| **Unit 12** | | | | | | | | | | |
| 12 | Trapping | | n/a | n/a | n/a | n/a | | n/a | | |
| 12 | **TOTAL UNIT** | | n/a | n/a | n/a | n/a | | n/a | | |
| **Unit 13** | | | | | | | | | | |
| 13A | Trapping | | n/a | n/a | n/a | n/a | | n/a | | |
| 13B | Trapping | | n/a | n/a | n/a | n/a | | n/a | | |
| 13C | Trapping | | n/a | n/a | n/a | n/a | | n/a | | |
| 13D | Trapping | | n/a | n/a | n/a | n/a | | n/a | | |
| 13E | Trapping | | n/a | n/a | n/a | n/a | | n/a | | |
| 13 | **TOTAL UNIT** | | n/a | n/a | n/a | n/a | | n/a | | |
| **Unit 14** | | | | | | | | | | |
| 14A | Trapping | | 77 | 0 | 0 | 77 | | n/a | | Estimated harvest based on trapper questionnaire |
| 14B | Trapping | | 36 | 0 | 0 | 36 | | n/a | | Estimated harvest based on trapper questionnaire |
| 14C | Trapping | | n/a | n/a | n/a | n/a | | n/a | | |
| 14 | **TOTAL UNIT** | | 113 | 0 | 0 | 113 | | n/a | | |
| **Unit 15** | | | | | | | | | | |
| 15A | Trapping | | n/a | n/a | n/a | n/a | | n/a | | |
| 15B | Trapping | | n/a | n/a | n/a | n/a | | n/a | | |
| 15C | Trapping | | n/a | n/a | n/a | n/a | | n/a | | |
| 15 | **TOTAL UNIT** | | n/a | n/a | n/a | n/a | | n/a | | |
| **Unit 16** | | | | | | | | | | |
| 16A | Trapping | | 5 | 0 | 0 | 5 | | n/a | | Estimated harvest based on trapper questionnaire |
| 16B | Trapping | | n/a | n/a | n/a | n/a | | n/a | | |
| 16 | **TOTAL UNIT** | | 5 | 0 | 0 | 5 | | n/a | | |
| **Unit 17** | | | | | | | | | | |
| 17A | Trapping | | n/a | n/a | n/a | n/a | | n/a | | |
| 17B | Trapping | | n/a | n/a | n/a | n/a | | n/a | | |
| 17C | Trapping | | n/a | n/a | n/a | n/a | | n/a | | |
| 17 | **TOTAL UNIT** | | n/a | n/a | n/a | n/a | | n/a | | |

# 1992-93 HARVEST INFORMATION BY SPECIES: MINK

| GMU | TYPE | HUNT | TOTAL HARVEST | SEX | | | DLP | UNREPORTED ILLEGAL | AVERAGE HORN LGTH./ ANTLER WIDTH | COMMENTS |
|---|---|---|---|---|---|---|---|---|---|---|
| | | | | MALE | FEMALE | UNKNOWN | | | | |
| **Unit 18** | | | | | | | | | | |
| 18 | Trapping | | n/a | n/a | n/a | n/a | | n/a | | |
| 18 | **TOTAL UNIT** | | n/a | n/a | n/a | n/a | | n/a | | |
| **Unit 19** | | | | | | | | | | |
| 19A | Trapping | | n/a | n/a | n/a | n/a | | n/a | | |
| 19B | Trapping | | n/a | n/a | n/a | n/a | | n/a | | |
| 19C | Trapping | | n/a | n/a | n/a | n/a | | n/a | | |
| 19D | Trapping | | n/a | n/a | n/a | n/a | | n/a | | |
| 19 | **TOTAL UNIT** | | n/a | n/a | n/a | n/a | | n/a | | |
| **Unit 20** | | | | | | | | | | |
| 20A | Trapping | | n/a | n/a | n/a | n/a | | n/a | | |
| 20B | Trapping | | n/a | n/a | n/a | n/a | | n/a | | |
| 20C | Trapping | | n/a | n/a | n/a | n/a | | n/a | | |
| 20D | Trapping | | n/a | n/a | n/a | n/a | | n/a | | |
| 20E | Trapping | | n/a | n/a | n/a | n/a | | n/a | | |
| 20F | Trapping | | n/a | n/a | n/a | n/a | | n/a | | |
| 20 | **TOTAL UNIT** | | n/a | n/a | n/a | n/a | | n/a | | |
| **Unit 21** | | | | | | | | | | |
| 21A | Trapping | | n/a | n/a | n/a | n/a | | n/a | | |
| 21B | Trapping | | n/a | n/a | n/a | n/a | | n/a | | |
| 21C | Trapping | | n/a | n/a | n/a | n/a | | n/a | | |
| 21D | Trapping | | n/a | n/a | n/a | n/a | | n/a | | |
| 21E | Trapping | | n/a | n/a | n/a | n/a | | n/a | | |
| 21 | **TOTAL UNIT** | | n/a | n/a | n/a | n/a | | n/a | | |
| **Unit 22** | | | | | | | | | | |
| 22A | Trapping | | n/a | n/a | n/a | n/a | | n/a | | |
| 22B | Trapping | | n/a | n/a | n/a | n/a | | n/a | | |
| 22C | Trapping | | n/a | n/a | n/a | n/a | | n/a | | |
| 22D | Trapping | | n/a | n/a | n/a | n/a | | n/a | | |
| 22E | Trapping | | n/a | n/a | n/a | n/a | | n/a | | |
| 22 | **TOTAL UNIT** | | n/a | n/a | n/a | n/a | | n/a | | |
| **Unit 23** | | | | | | | | | | |
| 23 | Trapping | | n/a | n/a | n/a | n/a | | n/a | | |
| 23 | **TOTAL UNIT** | | n/a | n/a | n/a | n/a | | n/a | | |
| **Unit 24** | | | | | | | | | | |
| 24 | Trapping | | n/a | n/a | n/a | n/a | | n/a | | |
| 24 | **TOTAL UNIT** | | n/a | n/a | n/a | n/a | | n/a | | |

# *1992-93 HARVEST INFORMATION BY SPECIES: MINK*

| GMU | TYPE | HUNT | TOTAL HARVEST | SEX | | | DLP | UNREPORTED ILLEGAL | AVERAGE HORN LGTH./ ANTLER WIDTH | COMMENTS |
|---|---|---|---|---|---|---|---|---|---|---|
| | | | | MALE | FEMALE | UNKNOWN | | | | |
| **Unit 25** | | | | | | | | | | |
| 25A | Trapping | | n/a | n/a | n/a | n/a | | n/a | | |
| 25B | Trapping | | n/a | n/a | n/a | n/a | | n/a | | |
| 25C | Trapping | | n/a | n/a | n/a | n/a | | n/a | | |
| 25D | Trapping | | n/a | n/a | n/a | n/a | | n/a | | |
| 25 | **TOTAL UNIT** | | n/a | n/a | n/a | n/a | | n/a | | |
| **Unit 26** | | | | | | | | | | |
| 26A | Trapping | | n/a | n/a | n/a | n/a | | n/a | | |
| 26B | Trapping | | n/a | n/a | n/a | n/a | | n/a | | |
| 26C | Trapping | | n/a | n/a | n/a | n/a | | n/a | | |
| 26 | **TOTAL UNIT** | | n/a | n/a | n/a | n/a | | n/a | | |
| | **TOTAL STATEWIDE** | | 118 | 0 | 0 | 118 | | n/a | | |

# 1992-93 HARVEST INFORMATION BY SPECIES: MOOSE

| GMU | TYPE | HUNT | TOTAL HARVEST | SEX | | | DLP | UNREPORTED ILLEGAL | AVERAGE HORN LGTH./ ANTLER WIDTH | COMMENTS |
|---|---|---|---|---|---|---|---|---|---|---|
| | | | | MALE | FEMALE | UNKNOWN | | | | |
| **Unit 01** | | | | | | | | | | |
| 01A | General Season | | 5 | 5 | 0 | 0 | | 0 | 30.20 | |
| 01B | General Season | | 19 | 18 | 0 | 1 | | 0 | 26.43 | GMU 1B has no communities and no residents |
| 01B | Registration | R0955 | 25 | 25 | 0 | 0 | | 4 | n/a | Includes 3 males and 1 female killed illegally |
| 01B | **TOTAL SUBUNIT** | | 44 | 43 | 0 | 1 | | 4 | | |
| 01C | Drawing | D0901 | 5 | 5 | 0 | 0 | | 0 | n/a | |
| 01C | Drawing | D0902 | 4 | 0 | 4 | 0 | | 0 | n/a | |
| 01C | Registration | R0956 | 39 | 38 | 1 | 0 | | 0 | n/a | |
| 01C | **TOTAL SUBUNIT** | | 48 | 43 | 5 | 0 | | 0 | | |
| 01 | **TOTAL UNIT** | | 97 | 91 | 5 | 1 | | 4 | | |
| **Unit 03** | | | | | | | | | | |
| 03 | General Season | | 15 | 15 | 0 | 0 | | 0 | 27.70 | |
| 03 | **TOTAL UNIT** | | 15 | 15 | 0 | 0 | | 0 | | |
| **Unit 05** | | | | | | | | | | |
| 05A | Registration | R0961 | 50 | 50 | 0 | 0 | | 0 | n/a | |
| 05B | Registration | R0962 | 7 | 7 | 0 | 0 | | 0 | n/a | |
| 05 | **TOTAL UNIT** | | 57 | 57 | 0 | 0 | | 0 | | |
| **Unit 06** | | | | | | | | | | |
| 06A | General Season | | 133 | 85 | 47 | 1 | | 0 | 49.56 | |
| 06B | Registration | R0964 | 28 | 28 | 0 | 0 | | 0 | 46.27 | |
| 06B | Drawing | D0966 | 13 | 1 | 12 | 0 | | 0 | n/a | |
| 06B | **TOTAL SUBUNIT** | | 41 | 29 | 12 | 0 | | 0 | | |
| 06C | Drawing | D0967 | 19 | 19 | 0 | 0 | | 0 | 46.28 | |
| 06C | Drawing | D0968 | 13 | 0 | 13 | 0 | | 0 | n/a | |
| 06C | **TOTAL SUBUNIT** | | 32 | 19 | 13 | 0 | | 0 | | |
| 06D | General Season | | 2 | 2 | 0 | 0 | | 0 | 41.75 | |
| 06 | **TOTAL UNIT** | | 208 | 135 | 72 | 1 | | 0 | | |
| **Unit 07** | | | | | | | | | | |
| 07 | General Season | | 55 | 54 | 0 | 1 | | 0 | 35.17 | |
| 07 | Drawing | D0910 | 21 | 21 | 0 | 0 | | 0 | 35.83 | |
| 07 | Drawing | D0911 | 29 | 1 | 28 | 0 | | 0 | n/a | |
| 07 | **TOTAL UNIT** | | 105 | 76 | 28 | 1 | | 0 | | |
| **Unit 09** | | | | | | | | | | |
| 09A | General Season | | 6 | 6 | 0 | 0 | | 0 | 50.50 | |
| 09B | General Season | | 60 | 60 | 0 | 0 | | 0 | 52.64 | |
| 09C | General Season | | 39 | 37 | 1 | 1 | | 0 | 48.58 | |
| 09C | Federal | R0908 | 2 | 2 | 0 | 0 | | 0 | n/a | |
| 09C | Federal | R0909 | 0 | 0 | 0 | 0 | | 0 | 0.00 | No permits issued |
| 09C | **TOTAL SUBUNIT** | | 41 | 39 | 1 | 1 | | 0 | | |

# 1992-93 HARVEST INFORMATION BY SPECIES: MOOSE

| GMU | TYPE | HUNT | TOTAL HARVEST | SEX | | | DLP | UNREPORTED ILLEGAL | AVERAGE HORN LGTH./ ANTLER WIDTH | COMMENTS |
|---|---|---|---|---|---|---|---|---|---|---|
| | | | | MALE | FEMALE | UNKNOWN | | | | |
| **Unit 09** | | | | | | | | | | |
| 09D | General Season | | 0 | 0 | 0 | 0 | | 0 | 0.00 | No open season for moose in GMU 9D in 1992-93 |
| 09E | General Season | | 100 | 100 | 0 | 0 | | 0 | 57.52 | |
| 09Z | General Season | | 1 | 1 | 0 | 0 | | 0 | 63.00 | |
| 09 | **TOTAL UNIT** | | 208 | 206 | 1 | 1 | | 0 | | |
| **Unit 11** | | | | | | | | | | |
| 11 | General Season | | 23 | 22 | 0 | 1 | | 0 | 42.50 | |
| 11 | Federal | R0913 | 0 | 0 | 0 | 0 | | 0 | 0.00 | |
| 11 | **TOTAL UNIT** | | 23 | 22 | 0 | 1 | | 0 | | |
| **Unit 12** | | | | | | | | | | |
| 12 | General Season | | 71 | 71 | 0 | 0 | | 0 | 43.72 | |
| 12 | **TOTAL UNIT** | | 71 | 71 | 0 | 0 | | 0 | | |
| **Unit 13** | | | | | | | | | | |
| 13A | General Season | | 125 | 124 | 0 | 1 | | 0 | 28.49 | |
| 13A | Federal | R0913 | 7 | 7 | 0 | 0 | | 0 | 39.00 | |
| 13A | **TOTAL SUBUNIT** | | 132 | 131 | 0 | 1 | | 0 | | |
| 13B | General Season | | 139 | 138 | 0 | 1 | | 0 | 45.31 | |
| 13B | Federal | R0913 | 35 | 35 | 0 | 0 | | 0 | 41.80 | |
| 13B | **TOTAL SUBUNIT** | | 174 | 173 | 0 | 1 | | 0 | | |
| 13C | General Season | | 75 | 75 | 0 | 0 | | 0 | 47.55 | |
| 13C | Federal | R0913 | 2 | 2 | 0 | 0 | | 0 | 29.50 | |
| 13C | **TOTAL SUBUNIT** | | 77 | 77 | 0 | 0 | | 0 | | |
| 13D | General Season | | 55 | 55 | 0 | 0 | | 0 | 46.50 | |
| 13D | Federal | R0913 | 9 | 9 | 0 | 0 | | 0 | 39.83 | |
| 13D | **TOTAL SUBUNIT** | | 64 | 64 | 0 | 0 | | 0 | | |
| 13E | General Season | | 166 | 165 | 0 | 1 | | 0 | 45.88 | |
| 13E | Federal | R0913 | 3 | 3 | 0 | 0 | | 0 | 38.50 | |
| 13E | **TOTAL SUBUNIT** | | 169 | 168 | 0 | 1 | | 0 | | |
| 13Z | General Season | | 11 | 11 | 0 | 0 | | 0 | 41.00 | |
| 13Z | Federal | R0913 | 1 | 1 | 0 | 0 | | 0 | 50.00 | |
| 13Z | **TOTAL SUBUNIT** | | 12 | 12 | 0 | 0 | | 0 | | |
| 13 | **TOTAL UNIT** | | 628 | 625 | 0 | 3 | | 0 | | |
| **Unit 14** | | | | | | | | | | |
| 14A | DLP | | 0 | 0 | 0 | 0 | 3 | 0 | 0.00 | |
| 14A | General Season | | 540 | 527 | 6 | 7 | | 27 | 29.33 | Estimate UNREPTED >= 5% of reported |
| 14A | Drawing | D0919 | 79 | 2 | 77 | 0 | | 0 | n/a | |
| 14A | Drawing | D0920 | 76 | 1 | 75 | 0 | | 0 | n/a | |
| 14A | **TOTAL SUBUNIT** | | 695 | 530 | 158 | 7 | 3 | 27 | | |
| 14B | General Season | | 34 | 34 | 0 | 0 | | 3 | 40.52 | Estimate UNREPTED >= 5% of reported |

# 1992-93 HARVEST INFORMATION BY SPECIES: MOOSE

| GMU | TYPE | HUNT | TOTAL HARVEST | SEX | | | DLP | UNREPORTED ILLEGAL | AVERAGE HORN LGTH./ ANTLER WIDTH | COMMENTS |
|---|---|---|---|---|---|---|---|---|---|---|
| | | | | MALE | FEMALE | UNKNOWN | | | | |
| **Unit 14** | | | | | | | | | | |
| 14C | General Season | | 64 | 63 | 1 | 0 | | 0 | 38.14 | |
| 14C | Drawing | D0910 | 11 | 11 | 0 | 0 | | 0 | 35.20 | |
| 14C | Drawing | D0911 | 12 | 0 | 11 | 1 | | 0 | n/a | |
| 14C | Drawing | D0919 | 2 | 0 | 2 | 0 | | 0 | n/a | |
| 14C | Drawing | D0921 | 6 | 6 | 0 | 0 | | 0 | 38.10 | |
| 14C | Drawing | D0922 | 8 | 8 | 0 | 0 | | 0 | 29.25 | |
| 14C | Drawing | D0923 | 6 | 0 | 6 | 0 | | 0 | n/a | |
| 14C | Drawing | D0924 | 9 | 9 | 0 | 0 | | 0 | 43.78 | |
| 14C | Drawing | D0925 | 12 | 1 | 11 | 0 | | 0 | n/a | |
| 14C | Drawing | D0927 | 17 | 13 | 4 | 0 | | 0 | n/a | |
| 14C | Drawing | D0929 | 7 | 0 | 7 | 0 | | 0 | n/a | |
| 14C | Drawing | D0941 | 7 | 1 | 6 | 0 | | 0 | n/a | |
| 14C | Drawing | D0942 | 0 | 0 | 0 | 0 | | 0 | 0.00 | |
| 14C | Drawing | D0943 | 6 | 0 | 6 | 0 | | 0 | n/a | |
| 14C | Drawing | D0948 | 1 | 1 | 0 | 0 | | 0 | 34.00 | |
| 14C | Drawing | D0949 | 2 | 1 | 1 | 0 | | 0 | n/a | |
| 14C | Registration | R0975 | 2 | 2 | 0 | 0 | | 0 | 36.00 | |
| 14C | **TOTAL SUBUNIT** | | 172 | 116 | 55 | 1 | | 0 | | |
| 14Z | General Season | | 2 | 2 | 0 | 0 | | 0 | 28.00 | |
| 14 | **TOTAL UNIT** | | 903 | 682 | 213 | 8 | 3 | 30 | | |
| **Unit 15** | | | | | | | | | | |
| 15A | General Season | | 143 | 141 | 2 | 0 | | 0 | 24.25 | |
| 15A | Drawing | D0944 | 6 | 0 | 6 | 0 | | 0 | n/a | |
| 15A | **TOTAL SUBUNIT** | | 149 | 141 | 8 | 0 | | 0 | | |
| 15B | General Season | | 48 | 47 | 0 | 1 | | 0 | 21.37 | |
| 15B | Drawing | D0930 | 1 | 1 | 0 | 0 | | 0 | 54.00 | |
| 15B | Drawing | D0931 | 0 | 0 | 0 | 0 | | 0 | 0.00 | |
| 15B | Drawing | D0932 | 1 | 1 | 0 | 0 | | 0 | 54.00 | |
| 15B | Drawing | D0933 | 1 | 1 | 0 | 0 | | 0 | 63.00 | |
| 15B | Drawing | D0934 | 4 | 4 | 0 | 0 | | 0 | 54.53 | |
| 15B | Drawing | D0935 | 8 | 8 | 0 | 0 | | 0 | 48.20 | |
| 15B | Drawing | D0936 | 3 | 3 | 0 | 0 | | 0 | 54.71 | |
| 15B | Drawing | D0937 | 4 | 4 | 0 | 0 | | 0 | 46.42 | |
| 15B | Drawing | D0938 | 3 | 3 | 0 | 0 | | 0 | 52.17 | |
| 15B | Drawing | D0939 | 1 | 1 | 0 | 0 | | 0 | 39.75 | |
| 15B | **TOTAL SUBUNIT** | | 74 | 73 | 0 | 1 | | 0 | | |
| 15C | General Season | | 184 | 181 | 0 | 3 | | 0 | 33.33 | |
| 15C | Tier II | T0940 | 3 | 3 | 0 | 0 | | 0 | 28.25 | |
| 15C | **TOTAL SUBUNIT** | | 187 | 184 | 0 | 3 | | 0 | | |
| 15Z | General Season | | 1 | 1 | 0 | 0 | | 0 | 58.00 | |
| 15 | **TOTAL UNIT** | | 411 | 399 | 8 | 4 | | 0 | | |
| **Unit 16** | | | | | | | | | | |
| 16A | DLP | | 0 | 0 | 0 | 0 | 1 | 0 | 0.00 | |
| 16A | General Season | | 138 | 136 | 0 | 2 | | 7 | 34.98 | Estimate UNREPTED >= 5% of reported |
| 16A | **TOTAL SUBUNIT** | | 138 | 136 | 0 | 2 | 1 | 7 | | |

# 1992-93 HARVEST INFORMATION BY SPECIES: MOOSE

| GMU | TYPE | HUNT | TOTAL HARVEST | SEX | | | DLP | UNREPORTED ILLEGAL | AVERAGE HORN LGTH./ ANTLER WIDTH | COMMENTS |
|---|---|---|---|---|---|---|---|---|---|---|
| | | | | MALE | FEMALE | UNKNOWN | | | | |
| **Unit 16** | | | | | | | | | | |
| 16B | General Season | | 193 | 189 | 1 | 3 | | 0 | 43.66 | |
| 16B | Federal | R0978 | 3 | 2 | 1 | 0 | | 2 | n/a | |
| 16B | Tier II | T0979 | 43 | 43 | 0 | 0 | | 0 | 31.78 | 3 unsuccessful hunters hunted outside permit hunt area, in GMU 16A |
| 16B | **TOTAL SUBUNIT** | | 239 | 234 | 2 | 3 | | 2 | | |
| 16Z | General Season | | 0 | 0 | 0 | 0 | | 0 | 0.00 | |
| 16 | **TOTAL UNIT** | | 377 | 370 | 2 | 5 | 1 | 9 | | |
| **Unit 17** | | | | | | | | | | |
| 17A | General Season | | 1 | 1 | 0 | 0 | | 0 | 34.00 | |
| 17B | General Season | | 152 | 152 | 0 | 0 | | 0 | 51.11 | |
| 17B | Registration | R0983 | 8 | 8 | 0 | 0 | | 0 | 48.07 | |
| 17B | **TOTAL SUBUNIT** | | 160 | 160 | 0 | 0 | | 0 | | |
| 17C | General Season | | 56 | 56 | 0 | 0 | | 0 | 41.69 | |
| 17C | Registration | R0983 | 34 | 31 | 0 | 3 | | 0 | 39.52 | |
| 17C | **TOTAL SUBUNIT** | | 90 | 87 | 0 | 3 | | 0 | | |
| 17Z | General Season | | 3 | 3 | 0 | 0 | | 0 | 36.67 | |
| 17Z | Registration | R0983 | 8 | 8 | 0 | 0 | | 0 | 43.44 | |
| 17Z | **TOTAL SUBUNIT** | | 11 | 11 | 0 | 0 | | 0 | | |
| 17 | **TOTAL UNIT** | | 262 | 259 | 0 | 3 | | 0 | | |
| **Unit 18** | | | | | | | | | | |
| 18 | General Season | | 77 | 77 | 0 | 0 | | 0 | 36.86 | |
| 18 | **TOTAL UNIT** | | 77 | 77 | 0 | 0 | | 0 | | |
| **Unit 19** | | | | | | | | | | |
| 19A | General Season | | 175 | 152 | 22 | 1 | | 0 | 39.12 | |
| 19A | Tier II | T0984 | n/a | n/a | n/a | n/a | | n/a | n/a | Lime Village subsistence hunt. No reports returned. |
| 19A | **TOTAL SUBUNIT** | | 175 | 152 | 22 | 1 | | n/a | | |
| 19B | General Season | | 134 | 134 | 0 | 0 | | 0 | 49.26 | |
| 19C | General Season | | 86 | 86 | 0 | 0 | | 0 | 48.74 | |
| 19D | General Season | | 108 | 106 | 0 | 2 | | 0 | 40.28 | |
| 19Z | General Season | | 8 | 8 | 0 | 0 | | 0 | 58.25 | |
| 19 | **TOTAL UNIT** | | 511 | 486 | 22 | 3 | | 0 | | |
| **Unit 20** | | | | | | | | | | |
| 20A | General Season | | 246 | 246 | 0 | 0 | | 0 | 40.96 | |
| 20B | General Season | | 277 | 273 | 2 | 2 | | 0 | 34.85 | |
| 20B | Federal | R0980 | 4 | 4 | 0 | 0 | | 0 | 30.00 | |
| 20B | Tier II | T0985 | 42 | 41 | 0 | 1 | | 0 | 41.52 | |
| 20B | Registration | R0986 | 23 | 23 | 0 | 0 | | 0 | 21.16 | |
| 20B | **TOTAL SUBUNIT** | | 346 | 341 | 2 | 3 | | 0 | | |
| 20C | General Season | | 66 | 66 | 0 | 0 | | 0 | 42.35 | |
| 20D | General Season | | 143 | 142 | 0 | 1 | | 0 | 32.79 | |
| 20D | Tier II | T0987 | 1 | 1 | 0 | 0 | | 0 | n/a | |
| 20D | **TOTAL SUBUNIT** | | 144 | 143 | 0 | 1 | | 0 | | |

# 1992-93 HARVEST INFORMATION BY SPECIES: MOOSE

| GMU | TYPE | HUNT | TOTAL HARVEST | SEX | | | DLP | UNREPORTED ILLEGAL | AVERAGE HORN LGTH./ ANTLER WIDTH | COMMENTS |
|---|---|---|---|---|---|---|---|---|---|---|
| | | | | MALE | FEMALE | UNKNOWN | | | | |
| **Unit 20** | | | | | | | | | | |
| 20E | General Season | | 69 | 68 | 0 | 1 | | 0 | 47.52 | |
| 20F | General Season | | 27 | 27 | 0 | 0 | | 0 | 39.98 | |
| 20F | Federal | R0990 | 0 | 0 | 0 | 0 | | 0 | 0.00 | |
| 20F | **TOTAL SUBUNIT** | | 27 | 27 | 0 | 0 | | 0 | | |
| 20Z | General Season | | 10 | 9 | 0 | 1 | | 0 | 43.03 | |
| 20Z | Federal | R0980 | 0 | 0 | 0 | 0 | | 0 | 0.00 | |
| 20Z | **TOTAL SUBUNIT** | | 10 | 9 | 0 | 1 | | 0 | | |
| 20 | **TOTAL UNIT** | | 908 | 900 | 2 | 6 | | 0 | | |
| **Unit 21** | | | | | | | | | | |
| 21A | General Season | | 101 | 101 | 0 | 0 | | 0 | 50.74 | |
| 21B | General Season | | 46 | 46 | 0 | 0 | | 0 | 41.36 | |
| 21C | General Season | | 9 | 9 | 0 | 0 | | 0 | 51.06 | |
| 21D | General Season | | 216 | 193 | 22 | 1 | | 0 | 48.10 | |
| 21E | General Season | | 124 | 122 | 2 | 0 | | 0 | 41.11 | |
| 21Z | General Season | | 1 | 1 | 0 | 0 | | 0 | 32.00 | |
| 21 | **TOTAL UNIT** | | 497 | 472 | 24 | 1 | | 0 | | |
| **Unit 22** | | | | | | | | | | |
| 22A | General Season | | 16 | 16 | 0 | 0 | | 0 | 41.85 | |
| 22B | General Season | | 64 | 61 | 3 | 0 | | 0 | 44.93 | |
| 22C | General Season | | 25 | 23 | 2 | 0 | | 0 | 36.78 | |
| 22D | General Season | | 166 | 102 | 64 | 0 | | 0 | 40.43 | |
| 22E | General Season | | 18 | 15 | 3 | 0 | | 0 | 45.44 | |
| 22Z | General Season | | 0 | 0 | 0 | 0 | | 0 | 0.00 | |
| 22 | **TOTAL UNIT** | | 289 | 217 | 72 | 0 | | 0 | | |
| **Unit 23** | | | | | | | | | | |
| 23 | General Season | | 182 | 158 | 24 | 0 | | 0 | 49.99 | |
| 23 | **TOTAL UNIT** | | 182 | 158 | 24 | 0 | | 0 | | |
| **Unit 24** | | | | | | | | | | |
| 24 | General Season | | 123 | 118 | 5 | 0 | | 0 | 50.39 | |
| 24 | Federal | R0991 | 11 | 11 | 0 | 0 | | 2 | 53.19 | |
| 24 | **TOTAL UNIT** | | 134 | 129 | 5 | 0 | | 2 | | |
| **Unit 25** | | | | | | | | | | |
| 25A | General Season | | 17 | 17 | 0 | 0 | | 0 | 54.51 | |
| 25A | Federal | R0992 | 0 | 0 | 0 | 0 | | n/a | 0.00 | Hunt held, no effort |
| 25A | **TOTAL SUBUNIT** | | 17 | 17 | 0 | 0 | | n/a | | |
| 25B | General Season | | 18 | 18 | 0 | 0 | | 0 | 36.24 | |
| 25C | General Season | | 39 | 39 | 0 | 0 | | 0 | 40.78 | |

# *1992-93 HARVEST INFORMATION BY SPECIES: MOOSE*

| GMU | TYPE | HUNT | TOTAL HARVEST | SEX | | | UNREPORTED | | AVERAGE HORN LGTH./ ANTLER WIDTH | COMMENTS |
|---|---|---|---|---|---|---|---|---|---|---|
| | | | | MALE | FEMALE | UNKNOWN | DLP | ILLEGAL | | |
| **Unit 25** | | | | | | | | | | |
| 25D | General Season | | 19 | 19 | 0 | 0 | | 0 | 40.36 | |
| 25D | Federal | R0993 | 0 | 0 | 0 | 0 | | n/a | 0.00 | Hunt held, no effort |
| 25D | Tier II | T0994 | 5 | 5 | 0 | 0 | | 0 | 35.60 | |
| 25D | Federal | R0995 | 4 | 4 | 0 | 0 | | 3 | 33.13 | |
| 25D | **TOTAL SUBUNIT** | | 28 | 28 | 0 | 0 | | 3 | | |
| 25Z | General Season | | 2 | 2 | 0 | 0 | | 0 | 44.00 | |
| 25 | **TOTAL UNIT** | | 104 | 104 | 0 | 0 | | 3 | | |
| **Unit 26** | | | | | | | | | | |
| 26A | General Season | | 60 | 52 | 8 | 0 | | 0 | 55.11 | |
| 26B | General Season | | 45 | 45 | 0 | 0 | | 0 | 53.23 | |
| 26C | General Season | | 4 | 4 | 0 | 0 | | 0 | 60.00 | |
| 26Z | General Season | | 0 | 0 | 0 | 0 | | 0 | 0.00 | |
| 26 | **TOTAL UNIT** | | 109 | 101 | 8 | 0 | | 0 | | |
| **Unit 27** | | | | | | | | | | |
| 27Z | General Season | | 49 | 47 | 0 | 2 | | | 38.67 | |
| 27 | **TOTAL UNIT** | | 49 | 47 | 0 | 2 | | | | |
| | **TOTAL STATEWIDE** | | 6225 | 5699 | 486 | 40 | 4 | 48 | | |

# 1992-93 HARVEST INFORMATION BY SPECIES: MT. GOAT

| GMU | TYPE | HUNT | TOTAL HARVEST | SEX MALE | SEX FEMALE | SEX UNKNOWN | DLP | UNREPORTED ILLEGAL | AVERAGE HORN LGTH./ ANTLER WIDTH | COMMENTS |
|---|---|---|---|---|---|---|---|---|---|---|
| **Unit 01** | | | | | | | | | | |
| 01A | Registration | R0801 | 23 | 17 | 6 | 0 | | 0 | n/a | |
| 01B | Federal | R0801 | 2 | 0 | 2 | 0 | | 0 | n/a | GMU 1B has no communities and no residents |
| 01B | Registration | R0801 | 10 | 3 | 7 | 0 | | 0 | n/a | GMU 1B has no communities and no residents |
| 01B | Registration | R0804 | 18 | 14 | 4 | 0 | | 0 | n/a | GMU 1B has no communities and no residents |
| 01B | **TOTAL SUBUNIT** | | 30 | 17 | 13 | 0 | | 0 | | |
| 01C | Registration | R0802 | 39 | 27 | 12 | 0 | | 0 | n/a | Data for R0802 and R0803 are combined |
| 01D | Registration | R0805 | 23 | 9 | 11 | 3 | | 0 | n/a | Data for R0805 and R0806 are combined |
| 01 | **TOTAL UNIT** | | 115 | 70 | 42 | 3 | | 0 | | |
| **Unit 04** | | | | | | | | | | |
| 04 | Registration | R0815 | 50 | 30 | 19 | 1 | | 0 | n/a | 3 Successful + 11 Unsuccessful hunters reported walking as transport means |
| 04 | **TOTAL UNIT** | | 50 | 30 | 19 | 1 | | 0 | | |
| **Unit 05** | | | | | | | | | | |
| 05A | Registration | R0817 | 4 | 2 | 2 | 0 | | 0 | n/a | |
| 05B | Registration | R0817 | 0 | 0 | 0 | 0 | | 0 | 0.00 | |
| 05 | **TOTAL UNIT** | | 4 | 2 | 2 | 0 | | 0 | | |
| **Unit 06** | | | | | | | | | | |
| 06A | Registration | R0820 | 8 | 8 | 0 | 0 | | 0 | n/a | |
| 06A | Registration | R0825 | 3 | 3 | 0 | 0 | | 0 | n/a | |
| 06A | Registration | R0826 | 1 | 1 | 0 | 0 | | 0 | n/a | |
| 06A | Registration | R0878 | 0 | 0 | 0 | 0 | | 0 | 0.00 | |
| 06A | **TOTAL SUBUNIT** | | 12 | 12 | 0 | 0 | | 0 | | |
| 06B | Registration | R0826 | 5 | 3 | 2 | 0 | | 0 | n/a | |
| 06B | Registration | R0878 | 1 | 1 | 0 | 0 | | 0 | n/a | |
| 06B | **TOTAL SUBUNIT** | | 6 | 4 | 2 | 0 | | 0 | | |
| 06D | Federal | R0821 | 1 | 0 | 1 | 0 | | 0 | n/a | |
| 06D | Registration | R0822 | 5 | 4 | 1 | 0 | | 0 | n/a | |
| 06D | Registration | R0828 | 0 | 0 | 0 | 0 | | 0 | 0.00 | |
| 06D | Registration | R0829 | 11 | 8 | 3 | 0 | | 0 | n/a | |
| 06D | Registration | R0830 | 14 | 9 | 4 | 1 | | 0 | n/a | |
| 06D | Registration | R0878 | 0 | 0 | 0 | 0 | | 0 | 0.00 | |
| 06D | Registration | R0879 | 2 | 2 | 0 | 0 | | 0 | n/a | |
| 06D | **TOTAL SUBUNIT** | | 33 | 23 | 9 | 1 | | 0 | | |
| 06 | **TOTAL UNIT** | | 51 | 39 | 11 | 1 | | 0 | | |
| **Unit 07** | | | | | | | | | | |
| 07 | Drawing | D0831 | 1 | 1 | 0 | 0 | | 0 | n/a | |
| 07 | Drawing | D0833 | 0 | 0 | 0 | 0 | | 0 | 0.00 | |
| 07 | Registration | R0833 | 5 | 5 | 0 | 0 | | 0 | n/a | |
| 07 | **TOTAL HUNT** | 0833 | 5 | 5 | 0 | 0 | | 0 | | |

# 1992-93 HARVEST INFORMATION BY SPECIES: MT. GOAT

| GMU | TYPE | HUNT | TOTAL HARVEST | SEX | | | DLP | UNREPORTED ILLEGAL | AVERAGE HORN LGTH./ ANTLER WIDTH | COMMENTS |
|---|---|---|---|---|---|---|---|---|---|---|
| | | | | MALE | FEMALE | UNKNOWN | | | | |
| **Unit 07** | | | | | | | | | | |
| 07 | Drawing | D0834 | 3 | 2 | 1 | 0 | | 0 | n/a | |
| 07 | Drawing | D0835 | 3 | 1 | 2 | 0 | | 0 | n/a | |
| 07 | Drawing | D0836 | 5 | 3 | 2 | 0 | | 0 | n/a | |
| 07 | Registration | R0836 | 9 | 9 | 0 | 0 | | 0 | n/a | |
| 07 | **TOTAL HUNT** | 0836 | 14 | 12 | 2 | 0 | | 0 | | |
| 07 | Drawing | D0837 | 0 | 0 | 0 | 0 | | 0 | 0.00 | |
| 07 | Drawing | D0839 | 4 | 4 | 0 | 0 | | 0 | n/a | |
| 07 | Registration | R0839 | 22 | 12 | 10 | 0 | | 0 | n/a | |
| 07 | **TOTAL HUNT** | 0839 | 26 | 16 | 10 | 0 | | 0 | | |
| 07 | Drawing | D0840 | 0 | 0 | 0 | 0 | | 0 | 0.00 | |
| 07 | Registration | R0840 | 0 | 0 | 0 | 0 | | 0 | 0.00 | |
| 07 | **TOTAL HUNT** | 0840 | 0 | 0 | 0 | 0 | | 0 | | |
| 07 | Drawing | D0841 | 2 | 1 | 1 | 0 | | 0 | n/a | |
| 07 | Drawing | D0842 | 6 | 4 | 2 | 0 | | 0 | n/a | |
| 07 | Drawing | D0843 | 3 | 1 | 2 | 0 | | 0 | n/a | |
| 07 | Drawing | D0844 | 2 | 2 | 0 | 0 | | 0 | n/a | |
| 07 | Registration | R0844 | 0 | 0 | 0 | 0 | | 0 | 0.00 | |
| 07 | **TOTAL HUNT** | 0844 | 2 | 2 | 0 | 0 | | 0 | | |
| 07 | Drawing | D0845 | 6 | 4 | 2 | 0 | | 0 | n/a | |
| 07 | Registration | R0845 | 9 | 4 | 4 | 1 | | 0 | n/a | |
| 07 | **TOTAL HUNT** | 0845 | 15 | 8 | 6 | 1 | | 0 | | |
| 07 | Drawing | D0846 | 13 | 11 | 2 | 0 | | 0 | n/a | |
| 07 | Drawing | D0847 | 4 | 3 | 1 | 0 | | 0 | n/a | |
| 07 | Registration | R0852 | 4 | 3 | 1 | 0 | | 0 | n/a | |
| 07 | Tier II | T0852 | 4 | 3 | 1 | 0 | | 0 | n/a | |
| 07 | **TOTAL HUNT** | 0852 | 8 | 6 | 2 | 0 | | 0 | | |
| 07 | **TOTAL UNIT** | | 105 | 73 | 31 | 1 | | 0 | | |
| **Unit 08** | | | | | | | | | | |
| 08 | Drawing | D0871 | 3 | 1 | 2 | 0 | | 0 | n/a | |
| 08 | Drawing | D0872 | 7 | 4 | 3 | 0 | | 0 | n/a | |
| 08 | Drawing | D0873 | 8 | 4 | 3 | 1 | | 0 | n/a | |
| 08 | Drawing | D0874 | 6 | 4 | 2 | 0 | | 0 | n/a | |
| 08 | Drawing | D0875 | 6 | 6 | 0 | 0 | | 0 | n/a | |
| 08 | Drawing | D0876 | 5 | 2 | 3 | 0 | | 0 | n/a | |
| 08 | Drawing | D0877 | 4 | 1 | 3 | 0 | | 0 | n/a | |
| 08 | **TOTAL UNIT** | | 39 | 22 | 16 | 1 | | 0 | | |
| **Unit 11** | | | | | | | | | | |
| 11 | Registration | R0880 | 17 | 8 | 9 | 0 | | 0 | n/a | |
| 11 | **TOTAL UNIT** | | 17 | 8 | 9 | 0 | | 0 | | |
| **Unit 13** | | | | | | | | | | |
| 13D | Drawing | D0818 | 2 | 1 | 1 | 0 | | 0 | n/a | |
| 13D | Drawing | D0819 | 3 | 1 | 2 | 0 | | 0 | n/a | |
| 13D | **TOTAL SUBUNIT** | | 5 | 2 | 3 | 0 | | 0 | | |
| 13 | **TOTAL UNIT** | | 5 | 2 | 3 | 0 | | 0 | | |

# 1992-93 HARVEST INFORMATION BY SPECIES: MT. GOAT

| GMU | TYPE | HUNT | TOTAL HARVEST | SEX | | | DLP | UNREPORTED ILLEGAL | AVERAGE HORN LGTH./ ANTLER WIDTH | COMMENTS |
|---|---|---|---|---|---|---|---|---|---|---|
| | | | | MALE | FEMALE | UNKNOWN | | | | |
| **Unit 14** | | | | | | | | | | |
| 14A | Registration | R0866 | 1 | 0 | 1 | 0 | | 0 | n/a | |
| 14C | Registration | R0866 | 0 | 0 | 0 | 0 | | 0 | 0.00 | |
| 14C | Registration | R0868 | 12 | 5 | 7 | 0 | | 0 | n/a | |
| 14C | Registration | R0869 | 26 | 14 | 11 | 1 | | 0 | n/a | |
| 14C | Registration | R0881 | 0 | 0 | 0 | 0 | | 0 | 0.00 | Hunt held, no effort |
| 14C | Registration | R0882 | 0 | 0 | 0 | 0 | | 0 | 0.00 | Hunt held, no effort |
| 14C | **TOTAL SUBUNIT** | | 38 | 19 | 18 | 1 | | 0 | | |
| 14 | **TOTAL UNIT** | | 39 | 19 | 19 | 1 | | 0 | | |
| **Unit 15** | | | | | | | | | | |
| 15B | Drawing | D0854 | 0 | 0 | 0 | 0 | | 0 | 0.00 | |
| 15B | Registration | R0854 | 1 | 1 | 0 | 0 | | 0 | n/a | |
| 15B | **TOTAL HUNT** | 0854 | 1 | 1 | 0 | 0 | | 0 | | |
| 15B | Drawing | D0855 | 0 | 0 | 0 | 0 | | 0 | 0.00 | |
| 15B | Drawing | D0856 | 3 | 0 | 3 | 0 | | 0 | n/a | |
| 15B | **TOTAL SUBUNIT** | | 4 | 1 | 3 | 0 | | 0 | | |
| 15C | Drawing | D0857 | 1 | 0 | 1 | 0 | | 0 | n/a | |
| 15C | Drawing | D0858 | 1 | 1 | 0 | 0 | | 0 | n/a | |
| 15C | Registration | R0858 | 3 | 2 | 1 | 0 | | 0 | n/a | |
| 15C | **TOTAL HUNT** | 0858 | 4 | 3 | 1 | 0 | | 0 | | |
| 15C | Drawing | D0859 | 9 | 9 | 0 | 0 | | 0 | n/a | |
| 15C | Registration | R0859 | 5 | 3 | 2 | 0 | | 0 | n/a | |
| 15C | **TOTAL HUNT** | 0859 | 14 | 12 | 2 | 0 | | 0 | | |
| 15C | Drawing | D0860 | 7 | 3 | 4 | 0 | | 0 | n/a | |
| 15C | Registration | R0860 | 10 | 7 | 3 | 0 | | 0 | n/a | |
| 15C | **TOTAL HUNT** | 0860 | 17 | 10 | 7 | 0 | | 0 | | |
| 15C | Drawing | D0861 | 4 | 3 | 0 | 1 | | 0 | n/a | |
| 15C | Registration | R0861 | 0 | 0 | 0 | 0 | | 0 | 0.00 | |
| 15C | **TOTAL HUNT** | 0861 | 4 | 3 | 0 | 1 | | 0 | | |
| 15C | Drawing | D0862 | 1 | 1 | 0 | 0 | | 0 | n/a | |
| 15C | Registration | R0863 | 5 | 5 | 0 | 0 | | 0 | n/a | |
| 15C | Tier II | T0863 | 8 | 6 | 2 | 0 | | 0 | n/a | |
| 15C | **TOTAL HUNT** | 0863 | 13 | 11 | 2 | 0 | | 0 | | |
| 15C | Registration | R0864 | 2 | 1 | 1 | 0 | | 0 | n/a | |
| 15C | Tier II | T0864 | 3 | 3 | 0 | 0 | | 0 | n/a | |
| 15C | **TOTAL HUNT** | 0864 | 5 | 4 | 1 | 0 | | 0 | | |
| 15C | Tier II | T0865 | 9 | 7 | 2 | 0 | | 0 | n/a | |
| 15C | **TOTAL SUBUNIT** | | 68 | 51 | 16 | 1 | | 0 | | |
| 15 | **TOTAL UNIT** | | 72 | 52 | 19 | 1 | | 0 | | |
| | **TOTAL STATEWIDE** | | 497 | 317 | 171 | 9 | | 0 | | |

# 1992-93 HARVEST INFORMATION BY SPECIES: MUSKOX

| GMU | TYPE | HUNT | TOTAL HARVEST | SEX | | | DLP | UNREPORTED ILLEGAL | AVERAGE HORN LGTH./ ANTLER WIDTH | COMMENTS |
|---|---|---|---|---|---|---|---|---|---|---|
| | | | | MALE | FEMALE | UNKNOWN | | | | |
| **Unit 18** | | | | | | | | | | |
| 18 | Drawing | D1001 | 10 | 10 | 0 | 0 | | 0 | | All hunters were successful |
| 18 | Drawing | D1003 | 36 | 36 | 0 | 0 | | 0 | | All hunters were successful |
| 18 | Registration | R1060 | 0 | 0 | 0 | 0 | | 0 | | All 5 permits went unused after being issued |
| 18 | Registration | R1061 | 25 | 0 | 25 | 0 | | 0 | | All hunters were successful |
| 18 | Registration | R1070 | 30 | 30 | 0 | 0 | | 2 | | All hunters were successful |
| 18 | **TOTAL UNIT** | | 101 | 76 | 25 | 0 | | 2 | | |
| **Unit 26** | | | | | | | | | | |
| 26B | Tier II | T1010 | 0 | 0 | 0 | 0 | | 0 | | |
| 26C | Federal | R1013 | 8 | 8 | 0 | 0 | | 1 | | |
| 26 | **TOTAL UNIT** | | 8 | 8 | 0 | 0 | | 1 | | |
| | **TOTAL STATEWIDE** | | 109 | 84 | 25 | 0 | | 3 | | |

# 1992-93 HARVEST INFORMATION BY SPECIES: OTTER

| GMU | TYPE | HUNT | TOTAL HARVEST | SEX | | | DLP | UNREPORTED ILLEGAL | AVERAGE HORN LGTH./ ANTLER WIDTH | COMMENTS |
|---|---|---|---|---|---|---|---|---|---|---|
| | | | | MALE | FEMALE | UNKNOWN | | | | |
| **Unit 01** | | | | | | | | | | |
| 01A | Trapping | | 61 | 35 | 26 | 0 | | n/a | | 13 trappers took 61 otters |
| 01B | Trapping | | 17 | 15 | 2 | 0 | | n/a | | GMU 1B has no communities and no residents |
| 01C | Trapping | | 14 | 8 | 6 | 0 | | n/a | | |
| 01D | Trapping | | 2 | 0 | 2 | 0 | | n/a | | |
| 01 | **TOTAL UNIT** | | 94 | 58 | 36 | 0 | | n/a | | |
| **Unit 02** | | | | | | | | | | |
| 02 | Trapping | | 66 | 37 | 23 | 6 | | n/a | | 19 trappers took 66 otters |
| 02 | **TOTAL UNIT** | | 66 | 37 | 23 | 6 | | n/a | | |
| **Unit 03** | | | | | | | | | | |
| 03 | Trapping | | 12 | 7 | 5 | 0 | | n/a | | |
| 03 | **TOTAL UNIT** | | 12 | 7 | 5 | 0 | | n/a | | |
| **Unit 04** | | | | | | | | | | |
| 04 | Trapping | | 149 | 95 | 54 | 0 | | n/a | | 138 otter/16 GMU resident trappers. 11 otter/3 "Other Resident" trappers. 4 trappers = walking as transport means |
| 04 | **TOTAL UNIT** | | 149 | 95 | 54 | 0 | | n/a | | |
| **Unit 05** | | | | | | | | | | |
| 05A | Trapping | | 6 | 3 | 3 | 0 | | n/a | | |
| 05B | Trapping | | 0 | 0 | 0 | 0 | | n/a | | |
| 05 | **TOTAL UNIT** | | 6 | 3 | 3 | 0 | | n/a | | |
| **Unit 06** | | | | | | | | | | |
| 06A | Trapping | | 0 | 0 | 0 | 0 | | n/a | | |
| 06B | Trapping | | 0 | 0 | 0 | 0 | | n/a | | |
| 06C | Trapping | | 8 | 6 | 1 | 1 | | n/a | | |
| 06D | Trapping | | 66 | 33 | 28 | 5 | | n/a | | |
| 06 | **TOTAL UNIT** | | 74 | 39 | 29 | 6 | | n/a | | |
| **Unit 07** | | | | | | | | | | |
| 07 | Trapping | | 5 | 2 | 2 | 1 | | n/a | | |
| 07 | **TOTAL UNIT** | | 5 | 2 | 2 | 1 | | n/a | | |
| **Unit 08** | | | | | | | | | | |
| 08 | Trapping | | 91 | 38 | 37 | 16 | | n/a | | |
| 08 | **TOTAL UNIT** | | 91 | 38 | 37 | 16 | | n/a | | |
| **Unit 09** | | | | | | | | | | |
| 09A | Trapping | | 0 | 0 | 0 | 0 | | n/a | | |
| 09B | Trapping | | 50 | 20 | 15 | 15 | | n/a | | |

# 1992-93 HARVEST INFORMATION BY SPECIES: OTTER

| GMU | TYPE | HUNT | TOTAL HARVEST | SEX MALE | SEX FEMALE | SEX UNKNOWN | DLP | UNREPORTED ILLEGAL | AVERAGE HORN LGTH./ ANTLER WIDTH | COMMENTS |
|---|---|---|---|---|---|---|---|---|---|---|
| **Unit 09** | | | | | | | | | | |
| 09C | Trapping | | 33 | 12 | 20 | 1 | | n/a | | |
| 09D | Trapping | | 7 | 4 | 3 | 0 | | n/a | | |
| 09E | Trapping | | 14 | 2 | 2 | 10 | | n/a | | |
| 09 | **TOTAL UNIT** | | 104 | 38 | 40 | 26 | | n/a | | |
| **Unit 10** | | | | | | | | | | |
| 10 | Trapping | | 0 | 0 | 0 | 0 | | n/a | | |
| 10 | **TOTAL UNIT** | | 0 | 0 | 0 | 0 | | n/a | | |
| **Unit 11** | | | | | | | | | | |
| 11 | Trapping | | 1 | 1 | 0 | 0 | | n/a | | |
| 11 | **TOTAL UNIT** | | 1 | 1 | 0 | 0 | | n/a | | |
| **Unit 12** | | | | | | | | | | |
| 12 | Trapping | | 8 | 3 | 3 | 2 | | n/a | | |
| 12 | **TOTAL UNIT** | | 8 | 3 | 3 | 2 | | n/a | | |
| **Unit 13** | | | | | | | | | | |
| 13A | Trapping | | 2 | 2 | 0 | 0 | | n/a | | |
| 13B | Trapping | | 2 | 2 | 0 | 0 | | n/a | | |
| 13C | Trapping | | 0 | 0 | 0 | 0 | | n/a | | |
| 13D | Trapping | | 6 | 0 | 3 | 3 | | n/a | | |
| 13E | Trapping | | 13 | 6 | 6 | 1 | | n/a | | |
| 13 | **TOTAL UNIT** | | 23 | 10 | 9 | 4 | | n/a | | |
| **Unit 14** | | | | | | | | | | |
| 14A | Trapping | | 9 | 1 | 3 | 5 | | n/a | | |
| 14B | Trapping | | 7 | 5 | 2 | 0 | | n/a | | |
| 14C | Trapping | | 0 | 0 | 0 | 0 | | n/a | | |
| 14 | **TOTAL UNIT** | | 16 | 6 | 5 | 5 | | n/a | | |
| **Unit 15** | | | | | | | | | | |
| 15A | Trapping | | 17 | 10 | 7 | 0 | | n/a | | |
| 15B | Trapping | | 0 | 0 | 0 | 0 | | n/a | | |
| 15C | Trapping | | 21 | 9 | 12 | 0 | | n/a | | |
| 15 | **TOTAL UNIT** | | 38 | 19 | 19 | 0 | | n/a | | |
| **Unit 16** | | | | | | | | | | |
| 16A | Trapping | | 1 | 1 | 0 | 0 | | n/a | | |
| 16B | Trapping | | 13 | 3 | 2 | 8 | | n/a | | |
| 16 | **TOTAL UNIT** | | 14 | 4 | 2 | 8 | | n/a | | |

# 1992-93 HARVEST INFORMATION BY SPECIES: OTTER

| GMU | TYPE | HUNT | TOTAL HARVEST | SEX | | | DLP | UNREPORTED ILLEGAL | AVERAGE HORN LGTH./ ANTLER WIDTH | COMMENTS |
|---|---|---|---|---|---|---|---|---|---|---|
| | | | | MALE | FEMALE | UNKNOWN | | | | |
| **Unit 17** | | | | | | | | | | |
| 17A | Trapping | | 3 | 1 | 1 | 1 | | n/a | | |
| 17B | Trapping | | 9 | 4 | 4 | 1 | | n/a | | |
| 17C | Trapping | | 71 | 33 | 31 | 7 | | n/a | | |
| 17 | **TOTAL UNIT** | | 83 | 38 | 36 | 9 | | n/a | | |
| **Unit 18** | | | | | | | | | | |
| 18 | Trapping | | 346 | 148 | 108 | 90 | | n/a | | |
| 18 | **TOTAL UNIT** | | 346 | 148 | 108 | 90 | | n/a | | |
| **Unit 19** | | | | | | | | | | |
| 19A | Trapping | | 10 | 5 | 4 | 1 | | n/a | | |
| 19B | Trapping | | 12 | 3 | 4 | 5 | | n/a | | |
| 19C | Trapping | | 1 | 1 | 0 | 0 | | n/a | | |
| 19D | Trapping | | 4 | 1 | 2 | 1 | | n/a | | |
| 19 | **TOTAL UNIT** | | 27 | 10 | 10 | 7 | | n/a | | |
| **Unit 20** | | | | | | | | | | |
| 20A | Trapping | | 6 | 5 | 0 | 1 | | n/a | | |
| 20B | Trapping | | 14 | 6 | 8 | 0 | | n/a | | |
| 20C | Trapping | | 3 | 0 | 1 | 2 | | n/a | | |
| 20D | Trapping | | 0 | 0 | 0 | 0 | | n/a | | |
| 20E | Trapping | | 0 | 0 | 0 | 0 | | n/a | | |
| 20F | Trapping | | 0 | 0 | 0 | 0 | | n/a | | |
| 20 | **TOTAL UNIT** | | 23 | 11 | 9 | 3 | | n/a | | |
| **Unit 21** | | | | | | | | | | |
| 21A | Trapping | | 3 | 1 | 1 | 1 | | n/a | | |
| 21B | Trapping | | 2 | 1 | 0 | 1 | | n/a | | |
| 21C | Trapping | | 0 | 0 | 0 | 0 | | n/a | | |
| 21D | Trapping | | 3 | 0 | 0 | 3 | | n/a | | |
| 21E | Trapping | | 2 | 0 | 0 | 2 | | n/a | | |
| 21 | **TOTAL UNIT** | | 10 | 2 | 1 | 7 | | n/a | | |
| **Unit 22** | | | | | | | | | | |
| 22A | Trapping | | 1 | 0 | 0 | 1 | | n/a | | |
| 22B | Trapping | | n/a | n/a | n/a | n/a | | n/a | | |
| 22C | Trapping | | 2 | 0 | 2 | 0 | | n/a | | |
| 22D | Trapping | | 1 | 1 | 0 | 0 | | n/a | | |
| 22E | Trapping | | 0 | 0 | 0 | 0 | | n/a | | |
| 22 | **TOTAL UNIT** | | 4 | 1 | 2 | 1 | | n/a | | |
| **Unit 23** | | | | | | | | | | |
| 23 | Trapping | | 3 | 3 | 0 | 0 | | n/a | | |
| 23 | **TOTAL UNIT** | | 3 | 3 | 0 | 0 | | n/a | | |

# *1992-93 HARVEST INFORMATION BY SPECIES: OTTER*

| GMU | TYPE | HUNT | TOTAL HARVEST | SEX | | | DLP | UNREPORTED ILLEGAL | AVERAGE HORN LGTH./ ANTLER WIDTH | COMMENTS |
|---|---|---|---|---|---|---|---|---|---|---|
| | | | | MALE | FEMALE | UNKNOWN | | | | |
| **Unit 24** | | | | | | | | | | |
| 24 | Trapping | | 6 | 0 | 3 | 3 | | n/a | | |
| 24 | **TOTAL UNIT** | | 6 | 0 | 3 | 3 | | n/a | | |
| **Unit 25** | | | | | | | | | | |
| 25A | Trapping | | 0 | 0 | 0 | 0 | | n/a | | |
| 25B | Trapping | | 1 | 1 | 0 | 0 | | n/a | | |
| 25C | Trapping | | 0 | 0 | 0 | 0 | | n/a | | |
| 25D | Trapping | | 4 | 3 | 1 | 0 | | n/a | | |
| 25 | **TOTAL UNIT** | | 5 | 4 | 1 | 0 | | n/a | | |
| **Unit 26** | | | | | | | | | | |
| 26A | Trapping | | 0 | 0 | 0 | 0 | | n/a | | |
| 26B | Trapping | | 0 | 0 | 0 | 0 | | n/a | | |
| 26C | Trapping | | 0 | 0 | 0 | 0 | | n/a | | |
| 26 | **TOTAL UNIT** | | 0 | 0 | 0 | 0 | | n/a | | |
| | **TOTAL STATEWIDE** | | 1208 | 577 | 437 | 194 | | n/a | | |

# 1992-93 HARVEST INFORMATION BY SPECIES: SHEEP

| GMU | TYPE | HUNT | TOTAL HARVEST | SEX MALE | SEX FEMALE | SEX UNKNOWN | DLP | UNREPORTED ILLEGAL | AVERAGE HORN LGTH./ ANTLER WIDTH | COMMENTS |
|---|---|---|---|---|---|---|---|---|---|---|
| **Unit 07** | | | | | | | | | | |
| 07 | General Season | | 5 | 4 | 0 | 1 | | 0 | 36.40 | |
| 07 | **TOTAL UNIT** | | 5 | 4 | 0 | 1 | | 0 | | |
| **Unit 09** | | | | | | | | | | |
| 09A | General Season | | 0 | 0 | 0 | 0 | | 0 | 0.00 | |
| 09B | General Season | | 1 | 1 | 0 | 0 | | 0 | 44.00 | This sheep taken in Lake Clark NP under federal subsistence regulations |
| 09C | General Season | | 0 | 0 | 0 | 0 | | 0 | 0.00 | |
| 09D | General Season | | 0 | 0 | 0 | 0 | | 0 | 0.00 | |
| 09E | General Season | | 0 | 0 | 0 | 0 | | 0 | 0.00 | |
| 09 | **TOTAL UNIT** | | 1 | 1 | 0 | 0 | | 0 | | |
| **Unit 11** | | | | | | | | | | |
| 11 | General Season | | 159 | 121 | 36 | 2 | | 0 | 27.39 | |
| 11 | **TOTAL UNIT** | | 159 | 121 | 36 | 2 | | 0 | | |
| **Unit 12** | | | | | | | | | | |
| 12 | General Season | | 177 | 169 | 0 | 8 | | 0 | 34.50 | |
| 12 | Drawing | D1102 | 24 | 24 | 0 | 0 | | 0 | 36.71 | |
| 12 | **TOTAL UNIT** | | 201 | 193 | 0 | 8 | | 0 | | |
| **Unit 13** | | | | | | | | | | |
| 13A | General Season | | 43 | 41 | 0 | 2 | | 0 | 34.45 | |
| 13B | General Season | | 2 | 2 | 0 | 0 | | 0 | 37.50 | |
| 13C | General Season | | 2 | 2 | 0 | 0 | | 0 | 34.38 | |
| 13C | Drawing | D1102 | 1 | 1 | 0 | 0 | | 0 | 39.25 | |
| 13C | **TOTAL SUBUNIT** | | 3 | 3 | 0 | 0 | | 0 | | |
| 13D | General Season | | 44 | 44 | 0 | 0 | | 0 | 37.30 | |
| 13E | General Season | | 21 | 20 | 0 | 1 | | 0 | 33.92 | |
| 13Z | General Season | | 1 | 1 | 0 | 0 | | 0 | 35.00 | |
| 13 | **TOTAL UNIT** | | 114 | 111 | 0 | 3 | | 0 | | |
| **Unit 14** | | | | | | | | | | |
| 14A | General Season | | 33 | 31 | 0 | 2 | | 2 | 35.40 | Estimate UNREPTED >= 3% of reported |
| 14B | General Season | | 9 | 9 | 0 | 0 | | 2 | 36.28 | Estimate UNREPTED >= 3% of reported |
| 14C | Drawing | D1127 | 8 | 8 | 0 | 0 | | 0 | 33.49 | |
| 14C | Drawing | D1128 | 3 | 2 | 1 | 0 | | 0 | 24.92 | |
| 14C | Drawing | D1129 | 3 | 2 | 1 | 0 | | 0 | 26.88 | |
| 14C | Drawing | D1130 | 9 | 9 | 0 | 0 | | 0 | 32.88 | |
| 14C | Drawing | D1131 | 6 | 6 | 0 | 0 | | 0 | 27.48 | |
| 14C | Drawing | D1132 | 9 | 7 | 2 | 0 | | 0 | 28.06 | |
| 14C | Drawing | D1133 | 2 | 1 | 0 | 1 | | 0 | 25.63 | |
| 14C | Drawing | D1134 | 0 | 0 | 0 | 0 | | 0 | 0.00 | |
| 14C | Drawing | D1135 | 2 | 1 | 1 | 0 | | 0 | 24.69 | |
| 14C | Drawing | D1136 | 8 | 6 | 2 | 0 | | 0 | 30.50 | |

# *1992-93 HARVEST INFORMATION BY SPECIES: SHEEP*

| GMU | TYPE | HUNT | TOTAL HARVEST | SEX | | | DLP | UNREPORTED ILLEGAL | AVERAGE HORN LGTH./ ANTLER WIDTH | COMMENTS |
|---|---|---|---|---|---|---|---|---|---|---|
| | | | | MALE | FEMALE | UNKNOWN | | | | |
| **Unit 14** | | | | | | | | | | |
| 14C | Drawing | D1137 | 5 | 5 | 0 | 0 | | 0 | 32.03 | |
| 14C | Drawing | D1138 | 10 | 8 | 2 | 0 | | 0 | 26.43 | |
| 14C | Drawing | D1139 | 14 | 11 | 2 | 1 | | 0 | 29.93 | |
| 14C | Drawing | D1140 | 1 | 0 | 1 | 0 | | 0 | 8.00 | |
| 14C | Drawing | D1141 | 2 | 1 | 1 | 0 | | 0 | 21.44 | |
| 14C | **TOTAL SUBUNIT** | | 82 | 67 | 13 | 2 | | 0 | | |
| 14Z | General Season | | 0 | 0 | 0 | 0 | | 0 | 0.00 | |
| 14 | **TOTAL UNIT** | | 124 | 107 | 13 | 4 | | 4 | | |
| **Unit 15** | | | | | | | | | | |
| 15A | General Season | | 4 | 4 | 0 | 0 | | 0 | 35.88 | |
| 15B | General Season | | 22 | 22 | 0 | 0 | | 0 | 34.32 | |
| 15C | General Season | | 2 | 2 | 0 | 0 | | 0 | 36.88 | |
| 15Z | General Season | | 0 | 0 | 0 | 0 | | 0 | 0.00 | |
| 15 | **TOTAL UNIT** | | 28 | 28 | 0 | 0 | | 0 | | |
| **Unit 16** | | | | | | | | | | |
| 16A | General Season | | 0 | 0 | 0 | 0 | | n/a | 0.00 | |
| 16B | General Season | | 15 | 15 | 0 | 0 | | 0 | 36.12 | |
| 16 | **TOTAL UNIT** | | 15 | 15 | 0 | 0 | | 0 | | |
| **Unit 17** | | | | | | | | | | |
| 17A | General Season | | 0 | 0 | 0 | 0 | | 0 | 0.00 | |
| 17B | General Season | | 0 | 0 | 0 | 0 | | 0 | 0.00 | |
| 17C | General Season | | 0 | 0 | 0 | 0 | | 0 | 0.00 | |
| 17 | **TOTAL UNIT** | | 0 | 0 | 0 | 0 | | 0 | | |
| **Unit 19** | | | | | | | | | | |
| 19A | General Season | | 0 | 0 | 0 | 0 | | 0 | 0.00 | |
| 19B | General Season | | 3 | 3 | 0 | 0 | | 0 | 38.67 | |
| 19C | General Season | | 106 | 106 | 0 | 0 | | 0 | 35.16 | |
| 19D | General Season | | 0 | 0 | 0 | 0 | | 0 | 0.00 | |
| 19Z | General Season | | 1 | 1 | 0 | 0 | | 0 | 33.00 | |
| 19 | **TOTAL UNIT** | | 110 | 110 | 0 | 0 | | 0 | | |
| **Unit 20** | | | | | | | | | | |
| 20A | General Season | | 62 | 59 | 0 | 3 | | 0 | 33.52 | |
| 20B | General Season | | 1 | 1 | 0 | 0 | | 0 | n/a | |
| 20C | General Season | | 0 | 0 | 0 | 0 | | 0 | 0.00 | |
| 20D | Drawing | D1102 | 12 | 12 | 0 | 0 | | 0 | 37.57 | |
| 20D | Drawing | D1103 | 19 | 19 | 0 | 0 | | 0 | 35.97 | |
| 20D | Drawing | D1104 | 21 | 21 | 0 | 0 | | 0 | 35.83 | |
| 20D | Drawing | D1106 | 0 | 0 | 0 | 0 | | 0 | 0.00 | |
| 20D | **TOTAL SUBUNIT** | | 52 | 52 | 0 | 0 | | 0 | | |

# 1992-93 HARVEST INFORMATION BY SPECIES: SHEEP

| GMU | TYPE | HUNT | TOTAL HARVEST | SEX | | | DLP | UNREPORTED ILLEGAL | AVERAGE HORN LGTH./ ANTLER WIDTH | COMMENTS |
|---|---|---|---|---|---|---|---|---|---|---|
| | | | | MALE | FEMALE | UNKNOWN | | | | |
| **Unit 20** | | | | | | | | | | |
| 20E | General Season | | 1 | 1 | 0 | 0 | | 0 | 33.00 | |
| 20E | Drawing | D1106 | 2 | 2 | 0 | 0 | | 0 | 34.50 | |
| 20E | Drawing | D1107 | 0 | 0 | 0 | 0 | | 0 | 0.00 | |
| 20E | Drawing | D1108 | 0 | 0 | 0 | 0 | | 0 | 0.00 | |
| 20E | **TOTAL SUBUNIT** | | 3 | 3 | 0 | 0 | | 0 | | |
| 20F | General Season | | 0 | 0 | 0 | 0 | | 0 | 0.00 | |
| 20Z | General Season | | 0 | 0 | 0 | 0 | | 0 | 0.00 | |
| 20 | **TOTAL UNIT** | | 118 | 115 | 0 | 3 | | 0 | | |
| **Unit 23** | | | | | | | | | | |
| 23 | General Season | | 7 | 7 | 0 | 0 | | 0 | 32.81 | |
| 23 | Registration | R1185 | 0 | 0 | 0 | 0 | | n/a | 0.00 | Season Closed by Emergency Order |
| 23 | **TOTAL UNIT** | | 7 | 7 | 0 | 0 | | n/a | | |
| **Unit 24** | | | | | | | | | | |
| 24 | General Season | | 23 | 23 | 0 | 0 | | 0 | 35.35 | |
| 24 | Subsistence | | 23 | 18 | 5 | 0 | | n/a | n/a | Gates of the Arctic subsistence hunt |
| 24 | Federal | R1124 | 4 | 4 | 0 | 0 | | 1 | 35.13 | |
| 24 | Federal | R1199 | 0 | 0 | 0 | 0 | | 0 | 0.00 | |
| 24 | **TOTAL UNIT** | | 50 | 45 | 5 | 0 | | 1 | | |
| **Unit 25** | | | | | | | | | | |
| 25A | General Season | | 41 | 40 | 0 | 1 | | 0 | 35.22 | |
| 25A | Registration | R1195 | 4 | 1 | 1 | 2 | | 0 | n/a | |
| 25A | Federal | R1196 | n/a | n/a | n/a | n/a | | 8 | n/a | No reports returned |
| 25A | Federal | R1197 | 0 | 0 | 0 | 0 | | 0 | 0.00 | Hunt held, no effort |
| 25A | Federal | R1198 | 0 | 0 | 0 | 0 | | 0 | 0.00 | Hunt held, no effort |
| 25A | **TOTAL SUBUNIT** | | 45 | 41 | 1 | 3 | | 8 | | |
| 25B | General Season | | 1 | 1 | 0 | 0 | | 0 | 33.00 | |
| 25C | General Season | | 5 | 5 | 0 | 0 | | 0 | 35.40 | |
| 25D | General Season | | 4 | 4 | 0 | 0 | | 0 | 38.00 | |
| 25Z | General Season | | 0 | 0 | 0 | 0 | | 0 | 0.00 | |
| 25 | **TOTAL UNIT** | | 55 | 51 | 1 | 3 | | 8 | | |
| **Unit 26** | | | | | | | | | | |
| 26A | General Season | | 5 | 5 | 0 | 0 | | 0 | 34.08 | |
| 26B | General Season | | 65 | 64 | 0 | 1 | | 0 | 33.94 | |
| 26B | Federal | R1199 | 0 | 0 | 0 | 0 | | 0 | 0.00 | |
| 26B | **TOTAL SUBUNIT** | | 65 | 64 | 0 | 1 | | 0 | | |
| 26C | General Season | | 68 | 67 | 0 | 1 | | 0 | 33.58 | |
| 26C | Registration | R1195 | 4 | 2 | 0 | 2 | | 0 | n/a | |
| 26C | **TOTAL SUBUNIT** | | 72 | 69 | 0 | 3 | | 0 | | |
| 26Z | General Season | | 1 | 1 | 0 | 0 | | 0 | n/a | |
| 26 | **TOTAL UNIT** | | 143 | 139 | 0 | 4 | | 0 | | |

# *1992-93 HARVEST INFORMATION BY SPECIES: SHEEP*

| GMU | TYPE | HUNT | TOTAL HARVEST | SEX | | | DLP | UNREPORTED ILLEGAL | AVERAGE HORN LGTH./ ANTLER WIDTH | COMMENTS |
|---|---|---|---|---|---|---|---|---|---|---|
| | | | | MALE | FEMALE | UNKNOWN | | | | |
| **Unit 27** | | | | | | | | | | |
| 27Z | General Season | | 2 | 2 | 0 | 0 | | | 37.69 | |
| 27Z | Drawing | D1102 | 0 | 0 | 0 | 0 | | 0 | 0.00 | |
| 27 | **TOTAL UNIT** | | 2 | 2 | 0 | 0 | | 0 | | |
| | **TOTAL STATEWIDE** | | 1132 | 1049 | 55 | 28 | | 13 | | |

# 1992-93 SHEEP HARVEST INFORMATION BY MOUNTAIN RANGE

| MTN. RANGE | TYPE | TOTAL HARVEST | SEX MALE | SEX FEMALE | SEX UNKNOWN | DLP | UNREPORTED ILLEGAL | AVERAGE HORN LGTH./ ANTLER WIDTH | COMMENTS |
|---|---|---|---|---|---|---|---|---|---|
| **ALASKA RANGE EAST** | | | | | | | | | |
| 12 | Drawing | 24 | 24 | 0 | 0 | | 0 | 36.71 | |
| 12 | General Season | 1 | 1 | 0 | 0 | | 0 | 40.88 | |
| 12 | **TOTAL UNIT** | 25 | 25 | 0 | 0 | | 0 | | |
| 13B | General Season | 2 | 2 | 0 | 0 | | 0 | 37.50 | |
| 13C | Drawing | 1 | 1 | 0 | 0 | | 0 | 39.25 | |
| 13C | General Season | 2 | 2 | 0 | 0 | | 0 | 34.38 | |
| 13C | **TOTAL SUBUNIT** | 3 | 3 | 0 | 0 | | 0 | | |
| 13E | General Season | 9 | 9 | 0 | 0 | | 0 | 34.00 | |
| 13 | **TOTAL UNIT** | 14 | 14 | 0 | 0 | | 0 | | |
| 20A | General Season | 62 | 59 | 0 | 3 | | 0 | 33.52 | |
| 20C | General Season | 0 | 0 | 0 | 0 | | 0 | 0.00 | |
| 20D | Drawing | 52 | 52 | 0 | 0 | | 0 | 36.26 | |
| 20 | **TOTAL UNIT** | 114 | 111 | 0 | 3 | | 0 | | |
| 27 | Drawing | 0 | 0 | 0 | 0 | | 0 | 0.00 | |
| 27 | **TOTAL UNIT** | 0 | 0 | 0 | 0 | | 0 | | |
| **TOTAL MOUNTAIN RANGE** | | 153 | 150 | 0 | 3 | | 0 | | |
| **ALASKA RANGE WEST** | | | | | | | | | |
| 09B | General Season | 1 | 1 | 0 | 0 | | 0 | 44.00 | |
| 09 | **TOTAL UNIT** | 1 | 1 | 0 | 0 | | 0 | | |
| 16B | General Season | 15 | 15 | 0 | 0 | | 0 | 36.12 | |
| 16 | **TOTAL UNIT** | 15 | 15 | 0 | 0 | | 0 | | |
| 19B | General Season | 3 | 3 | 0 | 0 | | 0 | 38.67 | |
| 19C | General Season | 106 | 106 | 0 | 0 | | 0 | 35.16 | |
| 19Z | General Season | 1 | 1 | 0 | 0 | | 0 | 33.00 | |
| 19 | **TOTAL UNIT** | 110 | 110 | 0 | 0 | | 0 | | |
| **TOTAL MOUNTAIN RANGE** | | 126 | 126 | 0 | 0 | | 0 | | |
| **BROOKS RANGE** | | | | | | | | | |
| 23 | General Season | 7 | 7 | 0 | 0 | | 0 | 32.81 | |
| 23 | **TOTAL UNIT** | 7 | 7 | 0 | 0 | | 0 | | |
| 24 | Federal | 4 | 4 | 0 | 0 | | 1 | n/a | |
| 24 | General Season | 23 | 23 | 0 | 0 | | 0 | 35.35 | |
| 24 | Subsistence | 23 | 18 | 5 | 0 | | n/a | n/a | |
| 24 | **TOTAL UNIT** | 50 | 45 | 5 | 0 | | 1 | | |
| 25A | Federal | 0 | 0 | 0 | 0 | | 8 | 0.00 | Hunt held-no reports returned |
| 25A | General Season | 41 | 40 | 0 | 1 | | 0 | 35.22 | |
| 25A | Registration | 4 | 1 | 1 | 2 | | 0 | n/a | |
| 25A | **TOTAL SUBUNIT** | 45 | 41 | 1 | 3 | | 8 | | |
| 25Z | General Season | 0 | 0 | 0 | 0 | | 0 | 0.00 | |
| 25 | **TOTAL UNIT** | 45 | 41 | 1 | 3 | | 8 | | |
| 26A | General Season | 5 | 5 | 0 | 0 | | 0 | 34.08 | |
| 26B | Federal | 0 | 0 | 0 | 0 | | 0 | 0.00 | |
| 26B | General Season | 65 | 64 | 0 | 1 | | 0 | 33.94 | |
| 26B | **TOTAL SUBUNIT** | 65 | 64 | 0 | 1 | | 0 | | |

# 1992-93 SHEEP HARVEST INFORMATION BY MOUNTAIN RANGE

| MTN. RANGE | TYPE | TOTAL HARVEST | SEX MALE | SEX FEMALE | SEX UNKNOWN | DLP | UNREPORTED ILLEGAL | AVERAGE HORN LGTH./ ANTLER WIDTH | COMMENTS |
|---|---|---|---|---|---|---|---|---|---|
| **BROOKS RANGE** | | | | | | | | | |
| 26C | General Season | 68 | 67 | 0 | 1 | | 0 | 33.58 | |
| 26C | Registration | 4 | 2 | 0 | 2 | | 0 | n/a | |
| 26C | **TOTAL SUBUNIT** | 72 | 69 | 0 | 3 | | 0 | | |
| 26Z | General Season | 1 | 1 | 0 | 0 | | 0 | 0.00 | |
| 26 | **TOTAL UNIT** | 143 | 139 | 0 | 4 | | 0 | | |
| 27 | General Season | 0 | 0 | 0 | 0 | | 0 | 0.00 | |
| 27 | **TOTAL UNIT** | 0 | 0 | 0 | 0 | | 0 | | |
| **TOTAL MOUNTAIN RANGE** | | 245 | 232 | 6 | 7 | | 9 | | |
| **CHUGACH MOUNTAINS** | | | | | | | | | |
| 11 | General Season | 1 | 1 | 0 | 0 | | 0 | 40.00 | |
| 11 | **TOTAL UNIT** | 1 | 1 | 0 | 0 | | 0 | | |
| 13D | General Season | 44 | 44 | 0 | 0 | | 0 | 37.30 | |
| 13 | **TOTAL UNIT** | 44 | 44 | 0 | 0 | | 0 | | |
| 14A | General Season | 20 | 18 | 0 | 2 | | 2 | 35.43 | |
| 14C | Drawing | 82 | 67 | 13 | 2 | | 0 | 28.99 | |
| 14 | **TOTAL UNIT** | 102 | 85 | 13 | 4 | | 2 | | |
| **TOTAL MOUNTAIN RANGE** | | 147 | 130 | 13 | 4 | | 2 | | |
| **KENAI MOUNTAINS** | | | | | | | | | |
| 07 | General Season | 5 | 4 | 0 | 1 | | 0 | 36.40 | |
| 07 | **TOTAL UNIT** | 5 | 4 | 0 | 1 | | 0 | | |
| 15A | General Season | 4 | 4 | 0 | 0 | | 0 | 35.88 | |
| 15B | General Season | 22 | 22 | 0 | 0 | | 0 | 34.32 | |
| 15C | General Season | 2 | 2 | 0 | 0 | | 0 | 36.88 | |
| 15Z | General Season | 0 | 0 | 0 | 0 | | 0 | 0.00 | |
| 15 | **TOTAL UNIT** | 28 | 28 | 0 | 0 | | 0 | | |
| **TOTAL MOUNTAIN RANGE** | | 33 | 32 | 0 | 1 | | 0 | | |
| **OLGILVIE MOUNTAINS** | | | | | | | | | |
| 25B | General Season | 1 | 1 | 0 | 0 | | 0 | 33.00 | |
| 25 | **TOTAL UNIT** | 1 | 1 | 0 | 0 | | 0 | | |
| **TOTAL MOUNTAIN RANGE** | | 1 | 1 | 0 | 0 | | 0 | | |
| **TALKEETNA, CHULITNA, WATANA MOUNTAINS** | | | | | | | | | |
| 13A | General Season | 43 | 41 | 0 | 2 | | 0 | 34.45 | |
| 13E | General Season | 10 | 9 | 0 | 1 | | 0 | 33.96 | |
| 13 | **TOTAL UNIT** | 53 | 50 | 0 | 3 | | 0 | | |
| 14A | General Season | 13 | 13 | 0 | 0 | | 0 | 35.36 | |
| 14B | General Season | 9 | 9 | 0 | 0 | | 2 | 36.28 | |
| 14 | **TOTAL UNIT** | 22 | 22 | 0 | 0 | | 2 | | |
| 27 | General Season | 0 | 0 | 0 | 0 | | 0 | 0.00 | |
| 27 | **TOTAL UNIT** | 0 | 0 | 0 | 0 | | 0 | | |
| **TOTAL MOUNTAIN RANGE** | | 75 | 72 | 0 | 3 | | 2 | | |

# 1992-93 SHEEP HARVEST INFORMATION BY MOUNTAIN RANGE

| MTN. RANGE | TYPE | TOTAL HARVEST | SEX MALE | SEX FEMALE | SEX UNKNOWN | DLP | UNREPORTED ILLEGAL | AVERAGE HORN LGTH./ ANTLER WIDTH | COMMENTS |
|---|---|---|---|---|---|---|---|---|---|
| **TANANA HILLS - WHITE MOUNTAINS** | | | | | | | | | |
| 20B | General Season | 1 | 1 | 0 | 0 | | 0 | 0.00 | |
| 20E | Drawing | 2 | 2 | 0 | 0 | | 0 | 34.50 | |
| 20E | General Season | 1 | 1 | 0 | 0 | | 0 | 33.00 | |
| 20E | **TOTAL SUBUNIT** | 3 | 3 | 0 | 0 | | 0 | | |
| 20 | **TOTAL UNIT** | 4 | 4 | 0 | 0 | | 0 | | |
| 25C | General Season | 5 | 5 | 0 | 0 | | 0 | 35.40 | |
| 25D | General Season | 4 | 4 | 0 | 0 | | 0 | 38.00 | |
| 25Z | General Season | 0 | 0 | 0 | 0 | | 0 | 0.00 | |
| 25 | **TOTAL UNIT** | 9 | 9 | 0 | 0 | | 0 | | |
| **TOTAL MOUNTAIN RANGE** | | 13 | 13 | 0 | 0 | | 0 | | |
| **WRANGELL MOUNTAINS** | | | | | | | | | |
| 11 | General Season | 157 | 119 | 36 | 2 | | 0 | 27.22 | |
| 11 | **TOTAL UNIT** | 157 | 119 | 36 | 2 | | 0 | | |
| 12 | General Season | 164 | 156 | 0 | 8 | | 0 | 34.49 | |
| 12 | **TOTAL UNIT** | 164 | 156 | 0 | 8 | | 0 | | |
| 13C | General Season | 0 | 0 | 0 | 0 | | 0 | 0.00 | |
| 13 | **TOTAL UNIT** | 0 | 0 | 0 | 0 | | 0 | | |
| **TOTAL MOUNTAIN RANGE** | | 321 | 275 | 36 | 10 | | 0 | | |
| **UNKNOWN** | | | | | | | | | |
| 11 | General Season | 1 | 1 | 0 | 0 | | 0 | 40.75 | |
| 11 | **TOTAL UNIT** | 1 | 1 | 0 | 0 | | 0 | | |
| 12 | General Season | 12 | 12 | 0 | 0 | | 0 | 34.17 | |
| 12 | **TOTAL UNIT** | 12 | 12 | 0 | 0 | | 0 | | |
| 13E | General Season | 2 | 2 | 0 | 0 | | 0 | 33.32 | |
| 13Z | General Season | 1 | 1 | 0 | 0 | | 0 | 35.00 | |
| 13 | **TOTAL UNIT** | 3 | 3 | 0 | 0 | | 0 | | |
| 14A | General Season | 0 | 0 | 0 | 0 | | 0 | 0.00 | |
| 14Z | General Season | 0 | 0 | 0 | 0 | | 0 | 0.00 | |
| 14 | **TOTAL UNIT** | 0 | 0 | 0 | 0 | | 0 | | |
| 20Z | General Season | 0 | 0 | 0 | 0 | | 0 | 0.00 | |
| 20 | **TOTAL UNIT** | 0 | 0 | 0 | 0 | | 0 | | |
| 25Z | General Season | 0 | 0 | 0 | 0 | | 0 | 0.00 | |
| 25 | **TOTAL UNIT** | 0 | 0 | 0 | 0 | | 0 | | |
| 27 | Drawing | 0 | 0 | 0 | 0 | | 0 | 0.00 | |
| 27 | General Season | 2 | 2 | 0 | 0 | | 0 | 37.69 | |
| 27 | **TOTAL UNIT** | 2 | 2 | 0 | 0 | | 0 | | |
| **TOTAL MOUNTAIN RANGE** | | 18 | 18 | 0 | 0 | | 0 | | |
| **TOTAL STATEWIDE** | | 1132 | 1049 | 55 | 28 | | 13 | | |

# *1992-93 HARVEST INFORMATION BY SPECIES: WOLF*

| GMU | TYPE | HUNT | TOTAL HARVEST | SEX | | | DLP | UNREPORTED ILLEGAL | AVERAGE HORN LGTH./ ANTLER WIDTH | COMMENTS |
|---|---|---|---|---|---|---|---|---|---|---|
| | | | | MALE | FEMALE | UNKNOWN | | | | |
| **Unit 01** | | | | | | | | | | |
| 01A | Hunting/Trapping | | 42 | 26 | 16 | 0 | | 0 | | 19 trappers took 42 wolves |
| 01B | Hunting/Trapping | | 8 | 3 | 5 | 0 | | n/a | | GMU 1B has no communities and no residents |
| 01C | Hunting/Trapping | | 5 | 3 | 2 | 0 | | n/a | | |
| 01D | Hunting/Trapping | | 3 | 0 | 3 | 0 | | n/a | | |
| 01 | **TOTAL UNIT** | | 58 | 32 | 26 | 0 | | n/a | | |
| **Unit 02** | | | | | | | | | | |
| 02 | Hunting/Trapping | | 105 | 59 | 46 | 0 | | 0 | | 35 trappers took 105 wolves |
| 02 | **TOTAL UNIT** | | 105 | 59 | 46 | 0 | | 0 | | |
| **Unit 03** | | | | | | | | | | |
| 03 | Hunting/Trapping | | 26 | 12 | 14 | 0 | | n/a | | |
| 03 | **TOTAL UNIT** | | 26 | 12 | 14 | 0 | | n/a | | |
| **Unit 05** | | | | | | | | | | |
| 05A | Hunting/Trapping | | 4 | 2 | 2 | 0 | | 0 | | FWP destroyed 1 additional male |
| 05B | Hunting/Trapping | | 0 | 0 | 0 | 0 | | 0 | | |
| 05 | **TOTAL UNIT** | | 4 | 2 | 2 | 0 | | 0 | | |
| **Unit 06** | | | | | | | | | | |
| 06A | Hunting/Trapping | | 0 | 0 | 0 | 0 | | n/a | | |
| 06B | Hunting/Trapping | | 0 | 0 | 0 | 0 | | n/a | | |
| 06C | Hunting/Trapping | | 3 | 2 | 1 | 0 | | n/a | | |
| 06D | Hunting/Trapping | | 0 | 0 | 0 | 0 | | n/a | | |
| 06 | **TOTAL UNIT** | | 3 | 2 | 1 | 0 | | n/a | | |
| **Unit 07** | | | | | | | | | | |
| 07 | Hunting/Trapping | | 3 | 1 | 2 | 0 | | n/a | | |
| 07 | **TOTAL UNIT** | | 3 | 1 | 2 | 0 | | n/a | | |
| **Unit 09** | | | | | | | | | | |
| 09A | Hunting/Trapping | | 0 | 0 | 0 | 0 | | n/a | | |
| 09B | Hunting/Trapping | | 20 | 2 | 5 | 13 | | n/a | | |
| 09C | Hunting/Trapping | | 4 | 3 | 1 | 0 | | n/a | | |
| 09D | Hunting/Trapping | | 0 | 0 | 0 | 0 | | n/a | | |
| 09E | Hunting/Trapping | | 9 | 3 | 6 | 0 | | n/a | | |
| 09 | **TOTAL UNIT** | | 33 | 8 | 12 | 13 | | n/a | | |
| **Unit 10** | | | | | | | | | | |
| 10 | Hunting/Trapping | | 0 | 0 | 0 | 0 | | n/a | | |
| 10 | **TOTAL UNIT** | | 0 | 0 | 0 | 0 | | n/a | | |

# 1992-93 HARVEST INFORMATION BY SPECIES: WOLF

| GMU | TYPE | HUNT | TOTAL HARVEST | SEX MALE | SEX FEMALE | SEX UNKNOWN | DLP | UNREPORTED ILLEGAL | AVERAGE HORN LGTH./ ANTLER WIDTH | COMMENTS |
|---|---|---|---|---|---|---|---|---|---|---|
| **Unit 11** | | | | | | | | | | |
| 11 | Hunting/Trapping | | 33 | 17 | 12 | 4 | | n/a | | |
| 11 | **TOTAL UNIT** | | 33 | 17 | 12 | 4 | | n/a | | |
| **Unit 12** | | | | | | | | | | |
| 12 | Hunting/Trapping | | 52 | 26 | 24 | 2 | | n/a | | |
| 12 | **TOTAL UNIT** | | 52 | 26 | 24 | 2 | | n/a | | |
| **Unit 13** | | | | | | | | | | |
| 13A | Hunting/Trapping | | 10 | 5 | 5 | 0 | | n/a | | |
| 13B | Hunting/Trapping | | 21 | 12 | 9 | 0 | | n/a | | |
| 13C | Hunting/Trapping | | 20 | 11 | 8 | 1 | | n/a | | |
| 13D | Hunting/Trapping | | 20 | 10 | 10 | 0 | | n/a | | |
| 13E | Hunting/Trapping | | 22 | 12 | 10 | 0 | | n/a | | |
| 13 | **TOTAL UNIT** | | 93 | 50 | 42 | 1 | | n/a | | |
| **Unit 14** | | | | | | | | | | |
| 14A | Hunting/Trapping | | 5 | 2 | 3 | 0 | | n/a | | |
| 14B | Hunting/Trapping | | 4 | 4 | 0 | 0 | | n/a | | |
| 14C | Hunting/Trapping | | 1 | 1 | 0 | 0 | | n/a | | |
| 14 | **TOTAL UNIT** | | 10 | 7 | 3 | 0 | | n/a | | |
| **Unit 15** | | | | | | | | | | |
| 15A | Hunting/Trapping | | 8 | 5 | 3 | 0 | | n/a | | |
| 15B | Hunting/Trapping | | 2 | 2 | 0 | 0 | | n/a | | |
| 15C | Hunting/Trapping | | 6 | 3 | 3 | 0 | | n/a | | |
| 15 | **TOTAL UNIT** | | 16 | 10 | 6 | 0 | | n/a | | |
| **Unit 16** | | | | | | | | | | |
| 16A | Hunting/Trapping | | 4 | 0 | 2 | 2 | | n/a | | |
| 16B | Hunting/Trapping | | 4 | 3 | 0 | 1 | | n/a | | |
| 16 | **TOTAL UNIT** | | 8 | 3 | 2 | 3 | | n/a | | |
| **Unit 17** | | | | | | | | | | |
| 17A | Hunting/Trapping | | 0 | 0 | 0 | 0 | | n/a | | |
| 17B | Hunting/Trapping | | 14 | 9 | 3 | 2 | | n/a | | |
| 17C | Hunting/Trapping | | 5 | 3 | 2 | 0 | | n/a | | |
| 17 | **TOTAL UNIT** | | 19 | 12 | 5 | 2 | | n/a | | |
| **Unit 18** | | | | | | | | | | |
| 18 | Hunting/Trapping | | 0 | 0 | 0 | 0 | | n/a | | |
| 18 | **TOTAL UNIT** | | 0 | 0 | 0 | 0 | | n/a | | |

# 1992-93 HARVEST INFORMATION BY SPECIES: WOLF

| GMU | TYPE | HUNT | TOTAL HARVEST | SEX | | | DLP | UNREPORTED ILLEGAL | AVERAGE HORN LGTH./ ANTLER WIDTH | COMMENTS |
|---|---|---|---|---|---|---|---|---|---|---|
| | | | | MALE | FEMALE | UNKNOWN | | | | |
| **Unit 19** | | | | | | | | | | |
| 19A | Hunting/Trapping | | 13 | 6 | 4 | 3 | | n/a | | |
| 19B | Hunting/Trapping | | 5 | 1 | 4 | 0 | | n/a | | |
| 19C | Hunting/Trapping | | 10 | 7 | 3 | 0 | | n/a | | |
| 19D | Hunting/Trapping | | 3 | 2 | 1 | 0 | | n/a | | |
| 19Z | Hunting/Trapping | | 2 | 0 | 0 | 2 | | n/a | | |
| 19 | **TOTAL UNIT** | | 33 | 16 | 12 | 5 | | n/a | | |
| **Unit 20** | | | | | | | | | | |
| 20A | Hunting/Trapping | | 56 | 29 | 25 | 2 | | n/a | | |
| 20B | Hunting/Trapping | | 47 | 27 | 17 | 3 | | n/a | | |
| 20C | Hunting/Trapping | | 15 | 11 | 3 | 1 | | n/a | | |
| 20D | Hunting/Trapping | | 20 | 7 | 10 | 3 | | n/a | | |
| 20E | Hunting/Trapping | | 57 | 28 | 28 | 1 | | n/a | | |
| 20F | Hunting/Trapping | | 2 | 0 | 2 | 0 | | n/a | | |
| 20 | **TOTAL UNIT** | | 197 | 102 | 85 | 10 | | n/a | | |
| **Unit 21** | | | | | | | | | | |
| 21A | Hunting/Trapping | | 8 | 2 | 0 | 6 | | n/a | | |
| 21B | Hunting/Trapping | | 1 | 1 | 0 | 0 | | n/a | | |
| 21C | Hunting/Trapping | | 1 | 1 | 0 | 0 | | n/a | | |
| 21D | Hunting/Trapping | | 33 | 18 | 11 | 4 | | n/a | | |
| 21E | Hunting/Trapping | | 5 | 1 | 1 | 3 | | n/a | | |
| 21 | **TOTAL UNIT** | | 48 | 23 | 12 | 13 | | n/a | | |
| **Unit 22** | | | | | | | | | | |
| 22A | Hunting/Trapping | | 13 | 8 | 4 | 1 | | n/a | | |
| 22B | Hunting/Trapping | | 4 | 3 | 1 | 0 | | n/a | | |
| 22C | Hunting/Trapping | | 0 | 0 | 0 | 0 | | n/a | | |
| 22D | Hunting/Trapping | | 1 | 1 | 0 | 0 | | n/a | | |
| 22E | Hunting/Trapping | | 0 | 0 | 0 | 0 | | n/a | | |
| 22 | **TOTAL UNIT** | | 18 | 12 | 5 | 1 | | n/a | | |
| **Unit 23** | | | | | | | | | | |
| 23 | Hunting/Trapping | | 68 | 28 | 32 | 8 | | n/a | | 22 hunters took 68 wolves |
| 23 | **TOTAL UNIT** | | 68 | 28 | 32 | 8 | | n/a | | |
| **Unit 24** | | | | | | | | | | |
| 24 | Hunting/Trapping | | 79 | 41 | 32 | 6 | | n/a | | |
| 24 | **TOTAL UNIT** | | 79 | 41 | 32 | 6 | | n/a | | |

# 1992-93 HARVEST INFORMATION BY SPECIES: WOLF

| GMU | TYPE | HUNT | TOTAL HARVEST | SEX | | | DLP | UNREPORTED ILLEGAL | AVERAGE HORN LGTH./ ANTLER WIDTH | COMMENTS |
|---|---|---|---|---|---|---|---|---|---|---|
| | | | | MALE | FEMALE | UNKNOWN | | | | |
| **Unit 25** | | | | | | | | | | |
| 25A | Hunting/Trapping | | 27 | 20 | 7 | 0 | | n/a | | |
| 25B | Hunting/Trapping | | 15 | 7 | 7 | 1 | | n/a | | |
| 25C | Hunting/Trapping | | 28 | 18 | 9 | 1 | | n/a | | |
| 25D | Hunting/Trapping | | 11 | 2 | 1 | 8 | | n/a | | |
| 25 | **TOTAL UNIT** | | 81 | 47 | 24 | 10 | | n/a | | |
| **Unit 26** | | | | | | | | | | |
| 26A | Hunting/Trapping | | 27 | 15 | 9 | 3 | | n/a | | |
| 26B | Hunting/Trapping | | 31 | 14 | 11 | 6 | | n/a | | |
| 26C | Hunting/Trapping | | 6 | 3 | 3 | 0 | | n/a | | |
| 26 | **TOTAL UNIT** | | 64 | 32 | 23 | 9 | | n/a | | |
| | **TOTAL STATEWIDE** | | 1051 | 542 | 422 | 87 | | n/a | | |

# 1992-93 HARVEST INFORMATION BY SPECIES: WOLVERINE

| GMU | TYPE | HUNT | TOTAL HARVEST | SEX | | | DLP | UNREPORTED ILLEGAL | AVERAGE HORN LGTH./ ANTLER WIDTH | COMMENTS |
|---|---|---|---|---|---|---|---|---|---|---|
| | | | | MALE | FEMALE | UNKNOWN | | | | |
| **Unit 01** | | | | | | | | | | |
| 01A | Hunting/Trapping | | 2 | 0 | 2 | 0 | | n/a | | |
| 01B | Hunting/Trapping | | 7 | 4 | 3 | 0 | | n/a | | GMU 1B has no communities and no residents |
| 01C | Hunting/Trapping | | 2 | 2 | 0 | 0 | | n/a | | |
| 01D | Hunting/Trapping | | 8 | 4 | 4 | 0 | | n/a | | |
| 01 | **TOTAL UNIT** | | 19 | 10 | 9 | 0 | | n/a | | |
| **Unit 02** | | | | | | | | | | |
| 02 | Hunting/Trapping | | n/a | n/a | n/a | n/a | | n/a | | Data not available |
| 02 | **TOTAL UNIT** | | n/a | n/a | n/a | n/a | | n/a | | |
| **Unit 03** | | | | | | | | | | |
| 03 | Hunting/Trapping | | 1 | 1 | 0 | 0 | | n/a | | |
| 03 | **TOTAL UNIT** | | 1 | 1 | 0 | 0 | | n/a | | |
| **Unit 05** | | | | | | | | | | |
| 05A | Hunting/Trapping | | 2 | 0 | 1 | 1 | | n/a | | |
| 05B | Hunting/Trapping | | 0 | 0 | 0 | 0 | | n/a | | |
| 05 | **TOTAL UNIT** | | 2 | 0 | 1 | 1 | | n/a | | |
| **Unit 06** | | | | | | | | | | |
| 06A | Hunting/Trapping | | 0 | 0 | 0 | 0 | | n/a | | |
| 06B | Hunting/Trapping | | 0 | 0 | 0 | 0 | | n/a | | |
| 06C | Hunting/Trapping | | 9 | 7 | 2 | 0 | | n/a | | |
| 06D | Hunting/Trapping | | 10 | 7 | 3 | 0 | | n/a | | |
| 06 | **TOTAL UNIT** | | 19 | 14 | 5 | 0 | | n/a | | |
| **Unit 07** | | | | | | | | | | |
| 07 | Hunting/Trapping | | 11 | 6 | 5 | 0 | | n/a | | |
| 07 | **TOTAL UNIT** | | 11 | 6 | 5 | 0 | | n/a | | |
| **Unit 09** | | | | | | | | | | |
| 09A | Hunting/Trapping | | 1 | 1 | 0 | 0 | | n/a | | |
| 09B | Hunting/Trapping | | 28 | 13 | 8 | 7 | | n/a | | |
| 09C | Hunting/Trapping | | 14 | 8 | 5 | 1 | | n/a | | |
| 09D | Hunting/Trapping | | 1 | 1 | 0 | 0 | | n/a | | |
| 09E | Hunting/Trapping | | 3 | 3 | 0 | 0 | | n/a | | |
| 09 | **TOTAL UNIT** | | 47 | 26 | 13 | 8 | | n/a | | |
| **Unit 10** | | | | | | | | | | |
| 10 | Hunting/Trapping | | 0 | 0 | 0 | 0 | | n/a | | |
| 10 | **TOTAL UNIT** | | 0 | 0 | 0 | 0 | | n/a | | |

# 1992-93 HARVEST INFORMATION BY SPECIES: WOLVERINE

| GMU | TYPE | HUNT | TOTAL HARVEST | SEX | | | DLP | UNREPORTED ILLEGAL | AVERAGE HORN LGTH./ ANTLER WIDTH | COMMENTS |
|---|---|---|---|---|---|---|---|---|---|---|
| | | | | MALE | FEMALE | UNKNOWN | | | | |
| **Unit 11** | | | | | | | | | | |
| 11 | Hunting/Trapping | | 5 | 3 | 2 | 0 | | n/a | | |
| 11 | **TOTAL UNIT** | | 5 | 3 | 2 | 0 | | n/a | | |
| **Unit 12** | | | | | | | | | | |
| 12 | Hunting/Trapping | | 13 | 8 | 5 | 0 | | n/a | | |
| 12 | **TOTAL UNIT** | | 13 | 8 | 5 | 0 | | n/a | | |
| **Unit 13** | | | | | | | | | | |
| 13A | Hunting/Trapping | | 5 | 4 | 0 | 1 | | n/a | | |
| 13B | Hunting/Trapping | | 4 | 3 | 1 | 0 | | n/a | | |
| 13C | Hunting/Trapping | | 2 | 1 | 1 | 0 | | n/a | | |
| 13D | Hunting/Trapping | | 12 | 7 | 3 | 2 | | n/a | | |
| 13E | Hunting/Trapping | | 9 | 4 | 5 | 0 | | n/a | | |
| 13 | **TOTAL UNIT** | | 32 | 19 | 10 | 3 | | n/a | | |
| **Unit 14** | | | | | | | | | | |
| 14A | Hunting/Trapping | | 5 | 2 | 3 | 0 | | n/a | | |
| 14B | Hunting/Trapping | | 2 | 0 | 2 | 0 | | n/a | | |
| 14C | Hunting/Trapping | | 2 | 2 | 0 | 0 | | n/a | | |
| 14 | **TOTAL UNIT** | | 9 | 4 | 5 | 0 | | n/a | | |
| **Unit 15** | | | | | | | | | | |
| 15B | Hunting/Trapping | | 3 | 2 | 1 | 0 | | n/a | | |
| 15C | Hunting/Trapping | | 2 | 2 | 0 | 0 | | n/a | | |
| 15 | **TOTAL UNIT** | | 5 | 4 | 1 | 0 | | n/a | | |
| **Unit 16** | | | | | | | | | | |
| 16A | Hunting/Trapping | | 1 | 1 | 0 | 0 | | n/a | | |
| 16B | Hunting/Trapping | | 12 | 9 | 3 | 0 | | n/a | | |
| 16 | **TOTAL UNIT** | | 13 | 10 | 3 | 0 | | n/a | | |
| **Unit 17** | | | | | | | | | | |
| 17A | Hunting/Trapping | | 3 | 2 | 1 | 0 | | n/a | | |
| 17B | Hunting/Trapping | | 5 | 4 | 1 | 0 | | n/a | | |
| 17C | Hunting/Trapping | | 2 | 2 | 0 | 0 | | n/a | | |
| 17 | **TOTAL UNIT** | | 10 | 8 | 2 | 0 | | n/a | | |
| **Unit 18** | | | | | | | | | | |
| 18 | Hunting/Trapping | | 8 | 5 | 1 | 2 | | n/a | | |
| 18 | **TOTAL UNIT** | | 8 | 5 | 1 | 2 | | n/a | | |

# 1992-93 HARVEST INFORMATION BY SPECIES: WOLVERINE

| GMU | TYPE | HUNT | TOTAL HARVEST | SEX | | | DLP | UNREPORTED ILLEGAL | AVERAGE HORN LGTH./ ANTLER WIDTH | COMMENTS |
|---|---|---|---|---|---|---|---|---|---|---|
| | | | | MALE | FEMALE | UNKNOWN | | | | |
| **Unit 19** | | | | | | | | | | |
| 19A | Hunting/Trapping | | 3 | 3 | 0 | 0 | | n/a | | |
| 19B | Hunting/Trapping | | 15 | 7 | 7 | 1 | | n/a | | |
| 19C | Hunting/Trapping | | 16 | 10 | 6 | 0 | | n/a | | |
| 19D | Hunting/Trapping | | 7 | 5 | 1 | 1 | | n/a | | |
| 19Z | Hunting/Trapping | | 1 | 0 | 0 | 1 | | n/a | | |
| 19 | **TOTAL UNIT** | | 42 | 25 | 14 | 3 | | n/a | | |
| **Unit 20** | | | | | | | | | | |
| 20A | Hunting/Trapping | | 7 | 5 | 2 | 0 | | n/a | | |
| 20B | Hunting/Trapping | | 5 | 4 | 1 | 0 | | n/a | | |
| 20C | Hunting/Trapping | | 2 | 2 | 0 | 0 | | n/a | | |
| 20D | Hunting/Trapping | | 6 | 3 | 3 | 0 | | n/a | | |
| 20E | Hunting/Trapping | | 4 | 2 | 2 | 0 | | n/a | | |
| 20F | Hunting/Trapping | | 3 | 2 | 1 | 0 | | n/a | | |
| 20 | **TOTAL UNIT** | | 27 | 18 | 9 | 0 | | n/a | | |
| **Unit 21** | | | | | | | | | | |
| 21A | Hunting/Trapping | | 0 | 0 | 0 | 0 | | n/a | | |
| 21B | Hunting/Trapping | | 1 | 0 | 1 | 0 | | n/a | | |
| 21C | Hunting/Trapping | | 0 | 0 | 0 | 0 | | n/a | | |
| 21D | Hunting/Trapping | | 5 | 1 | 2 | 2 | | n/a | | |
| 21E | Hunting/Trapping | | 2 | 2 | 0 | 0 | | n/a | | |
| 21 | **TOTAL UNIT** | | 8 | 3 | 3 | 2 | | n/a | | |
| **Unit 22** | | | | | | | | | | |
| 22A | Hunting/Trapping | | 3 | 1 | 2 | 0 | | n/a | | |
| 22B | Hunting/Trapping | | 10 | 7 | 3 | 0 | | n/a | | |
| 22C | Hunting/Trapping | | 7 | 4 | 2 | 1 | | n/a | | |
| 22D | Hunting/Trapping | | 3 | 3 | 0 | 0 | | n/a | | |
| 22E | Hunting/Trapping | | 1 | 0 | 1 | 0 | | n/a | | |
| 22 | **TOTAL UNIT** | | 24 | 15 | 8 | 1 | | n/a | | |
| **Unit 23** | | | | | | | | | | |
| 23 | Hunting/Trapping | | 36 | 25 | 11 | 0 | | n/a | | 11 hunters took 36 wolverines |
| 23 | **TOTAL UNIT** | | 36 | 25 | 11 | 0 | | n/a | | |
| **Unit 24** | | | | | | | | | | |
| 24 | Hunting/Trapping | | 8 | 3 | 5 | 0 | | n/a | | |
| 24 | **TOTAL UNIT** | | 8 | 3 | 5 | 0 | | n/a | | |

# 1992-93 HARVEST INFORMATION BY SPECIES: WOLVERINE

| GMU | TYPE | HUNT | TOTAL HARVEST | SEX | | | DLP | UNREPORTED ILLEGAL | AVERAGE HORN LGTH./ ANTLER WIDTH | COMMENTS |
|---|---|---|---|---|---|---|---|---|---|---|
| | | | | MALE | FEMALE | UNKNOWN | | | | |
| **Unit 25** | | | | | | | | | | |
| 25A | Hunting/Trapping | | 16 | 15 | 1 | 0 | | n/a | | |
| 25B | Hunting/Trapping | | 17 | 9 | 8 | 0 | | n/a | | |
| 25C | Hunting/Trapping | | 2 | 2 | 0 | 0 | | n/a | | |
| 25D | Hunting/Trapping | | 6 | 4 | 2 | 0 | | n/a | | |
| 25 | **TOTAL UNIT** | | 41 | 30 | 11 | 0 | | n/a | | |
| **Unit 26** | | | | | | | | | | |
| 26A | Hunting/Trapping | | 11 | 8 | 2 | 1 | | n/a | | |
| 26B | Hunting/Trapping | | 3 | 2 | 1 | 0 | | n/a | | |
| 26C | Hunting/Trapping | | 1 | 1 | 0 | 0 | | n/a | | |
| 26 | **TOTAL UNIT** | | 15 | 11 | 3 | 1 | | n/a | | |
| | **TOTAL STATEWIDE** | | 395 | 248 | 126 | 21 | | n/a | | |

# 1992-93 HUNTER INFORMATION BY SPECIES: BEAVER

| GMU | TYPE | SUCCESSFUL HUNTERS HUNT TOTAL | SUCCESSFUL HUNTERS OTHER UNIT RES | SUCCESSFUL HUNTERS OTHER STATE RES | SUCCESSFUL HUNTERS NON-RES | SUCCESSFUL HUNTERS UNKN. RES | UNSUCCESSFUL HUNTERS TOTAL | UNSUCCESSFUL HUNTERS OTHER UNIT RES | UNSUCCESSFUL HUNTERS OTHER STATE RES | UNSUCCESSFUL HUNTERS NON-RES | UNSUCCESSFUL HUNTERS UNKN. RES | PERCENT SUCCESSFUL TOTAL | PERCENT SUCCESSFUL OTHER UNIT RES | PERCENT SUCCESSFUL OTHER STATE RES | PERCENT SUCCESSFUL NON-RES | PERCENT SUCCESSFUL UNKN. RES | EFFORT TOTAL HUNTER DAYS | EFFORT AVG. HUNTER EFFORT |
|---|---|---|---|---|---|---|---|---|---|---|---|---|---|---|---|---|---|---|
| **Unit 01** | | | | | | | | | | | | | | | | | | |
| 01A | Trapping | 9 | 9 | 0 | 0 | 0 | n/a | n/a | n/a | n/a | n/a | n/a | n/a | 0.00 | 0.00 | 0.00 | n/a | n/a |
| 01B | Trapping | 0 | 0 | 0 | 0 | 0 | n/a | n/a | n/a | n/a | n/a | 0.00 | 0.00 | 0.00 | 0.00 | 0.00 | n/a | n/a |
| 01C | Trapping | 5 | 5 | 0 | 0 | 0 | n/a | n/a | n/a | n/a | n/a | n/a | n/a | 0.00 | 0.00 | 0.00 | n/a | n/a |
| 01 | **TOTAL UNIT** | 14 | 14 | 0 | 0 | 0 | n/a | n/a | n/a | n/a | n/a | | | | | | | |
| **Unit 02** | | | | | | | | | | | | | | | | | | |
| 02 | Trapping | 11 | 11 | 0 | 0 | 0 | n/a | n/a | n/a | n/a | n/a | n/a | n/a | 0.00 | 0.00 | 0.00 | n/a | n/a |
| 02 | **TOTAL UNIT** | 11 | 11 | 0 | 0 | 0 | n/a | n/a | n/a | n/a | n/a | | | | | | | |
| **Unit 03** | | | | | | | | | | | | | | | | | | |
| 03 | Trapping | 8 | 8 | 0 | 0 | 0 | n/a | n/a | n/a | n/a | n/a | n/a | n/a | 0.00 | 0.00 | 0.00 | n/a | n/a |
| 03 | **TOTAL UNIT** | 8 | 8 | 0 | 0 | 0 | n/a | n/a | n/a | n/a | n/a | | | | | | | |
| **Unit 04** | | | | | | | | | | | | | | | | | | |
| 04 | Trapping | 0 | 0 | 0 | 0 | 0 | n/a | n/a | n/a | n/a | n/a | 0.00 | 0.00 | 0.00 | 0.00 | 0.00 | n/a | n/a |
| 04 | **TOTAL UNIT** | 0 | 0 | 0 | 0 | 0 | n/a | n/a | n/a | n/a | n/a | | | | | | | |
| **Unit 05** | | | | | | | | | | | | | | | | | | |
| 05A | Trapping | 1 | 1 | 0 | 0 | 0 | n/a | n/a | n/a | n/a | n/a | n/a | n/a | 0.00 | 0.00 | 0.00 | n/a | n/a |
| 05B | Trapping | 0 | 0 | 0 | 0 | 0 | n/a | n/a | n/a | n/a | n/a | 0.00 | 0.00 | 0.00 | 0.00 | 0.00 | n/a | n/a |
| 05 | **TOTAL UNIT** | 1 | 1 | 0 | 0 | 0 | n/a | n/a | n/a | n/a | n/a | | | | | | | |
| **Unit 06** | | | | | | | | | | | | | | | | | | |
| 06A | Trapping | 1 | 0 | 1 | 0 | 0 | n/a | n/a | n/a | n/a | n/a | n/a | 0.00 | n/a | 0.00 | 0.00 | n/a | n/a |
| 06B | Trapping | 0 | 0 | 0 | 0 | 0 | n/a | n/a | n/a | n/a | n/a | 0.00 | 0.00 | 0.00 | 0.00 | 0.00 | n/a | n/a |
| 06C | Trapping | 21 | 21 | 0 | 0 | 0 | n/a | n/a | n/a | n/a | n/a | n/a | n/a | 0.00 | 0.00 | 0.00 | n/a | n/a |
| 06D | Trapping | 1 | 1 | 0 | 0 | 0 | n/a | n/a | n/a | n/a | n/a | n/a | n/a | 0.00 | 0.00 | 0.00 | n/a | n/a |
| 06 | **TOTAL UNIT** | 23 | 22 | 1 | 0 | 0 | n/a | n/a | n/a | n/a | n/a | | | | | | | |
| **Unit 07** | | | | | | | | | | | | | | | | | | |
| 07 | Trapping | 38 | 28 | 9 | 0 | 1 | n/a | n/a | n/a | n/a | n/a | n/a | n/a | n/a | 0.00 | n/a | n/a | n/a |
| 07 | **TOTAL UNIT** | 38 | 28 | 9 | 0 | 1 | n/a | n/a | n/a | n/a | n/a | | | | | | | |
| **Unit 08** | | | | | | | | | | | | | | | | | | |
| 08 | Trapping | 65 | 63 | 0 | 0 | 2 | n/a | n/a | n/a | n/a | n/a | n/a | n/a | 0.00 | 0.00 | n/a | n/a | n/a |
| 08 | **TOTAL UNIT** | 65 | 63 | 0 | 0 | 2 | n/a | n/a | n/a | n/a | n/a | | | | | | | |
| **Unit 09** | | | | | | | | | | | | | | | | | | |
| 09A | Trapping | 4 | 0 | 0 | 0 | 4 | n/a | n/a | n/a | n/a | n/a | n/a | 0.00 | 0.00 | 0.00 | n/a | n/a | n/a |
| 09B | Trapping | 104 | 81 | 0 | 0 | 23 | n/a | n/a | n/a | n/a | n/a | n/a | n/a | 0.00 | 0.00 | n/a | n/a | n/a |
| 09C | Trapping | 104 | 0 | 1 | 0 | 103 | n/a | n/a | n/a | n/a | n/a | n/a | 0.00 | n/a | 0.00 | n/a | n/a | n/a |
| 09D | Trapping | 0 | 0 | 0 | 0 | 0 | n/a | n/a | n/a | n/a | n/a | 0.00 | 0.00 | 0.00 | 0.00 | 0.00 | n/a | n/a |
| 09E | Trapping | 46 | 0 | 0 | 0 | 46 | n/a | n/a | n/a | n/a | n/a | n/a | 0.00 | 0.00 | 0.00 | n/a | n/a | n/a |
| 09 | **TOTAL UNIT** | 258 | 81 | 1 | 0 | 176 | n/a | n/a | n/a | n/a | n/a | | | | | | | |

# 1992-93 HUNTER INFORMATION BY SPECIES: BEAVER

| GMU | TYPE | HUNT TOTAL | SUCCESSFUL HUNTERS | | | | UNSUCCESSFUL HUNTERS | | | | | PERCENT SUCCESSFUL | | | | | EFFORT | |
|---|---|---|---|---|---|---|---|---|---|---|---|---|---|---|---|---|---|---|
| | | | UNIT RES | OTHER STATE RES | NON-RES | UNKN. RES | TOTAL | UNIT RES | OTHER STATE RES | NON-RES | UNKN. RES | TOTAL | UNIT RES | OTHER STATE RES | NON-RES | UNKN. RES | TOTAL HUNTER DAYS | AVG. HUNTER EFFORT |
| **Unit 11** | | | | | | | | | | | | | | | | | | |
| 11 | Trapping | 5 | 0 | 5 | 0 | 0 | n/a | n/a | n/a | n/a | n/a | n/a | 0.00 | n/a | 0.00 | 0.00 | n/a | n/a |
| 11 | **TOTAL UNIT** | 5 | 0 | 5 | 0 | 0 | n/a | n/a | n/a | n/a | n/a | | | | | | | |
| **Unit 12** | | | | | | | | | | | | | | | | | | |
| 12 | Trapping | 34 | 34 | 0 | 0 | 0 | n/a | n/a | n/a | n/a | n/a | n/a | n/a | 0.00 | 0.00 | 0.00 | n/a | n/a |
| 12 | **TOTAL UNIT** | 34 | 34 | 0 | 0 | 0 | n/a | n/a | n/a | n/a | n/a | | | | | | | |
| **Unit 13** | | | | | | | | | | | | | | | | | | |
| 13A | Trapping | 68 | 5 | 49 | 0 | 14 | n/a | n/a | n/a | n/a | n/a | n/a | n/a | n/a | 0.00 | n/a | n/a | n/a |
| 13B | Trapping | 29 | 24 | 1 | 0 | 4 | n/a | n/a | n/a | n/a | n/a | n/a | n/a | n/a | 0.00 | n/a | n/a | n/a |
| 13C | Trapping | 22 | 14 | 2 | 0 | 6 | n/a | n/a | n/a | n/a | n/a | n/a | n/a | n/a | 0.00 | n/a | n/a | n/a |
| 13D | Trapping | 37 | 12 | 25 | 0 | 0 | n/a | n/a | n/a | n/a | n/a | n/a | n/a | n/a | 0.00 | 0.00 | n/a | n/a |
| 13E | Trapping | 70 | 12 | 44 | 0 | 14 | n/a | n/a | n/a | n/a | n/a | n/a | n/a | n/a | 0.00 | n/a | n/a | n/a |
| 13Z | Trapping | 1 | 0 | 1 | 0 | 0 | n/a | n/a | n/a | n/a | n/a | n/a | 0.00 | n/a | 0.00 | 0.00 | n/a | n/a |
| 13 | **TOTAL UNIT** | 227 | 67 | 122 | 0 | 38 | n/a | n/a | n/a | n/a | n/a | | | | | | | |
| **Unit 14** | | | | | | | | | | | | | | | | | | |
| 14A | Trapping | 142 | 55 | 11 | 0 | 76 | n/a | n/a | n/a | n/a | n/a | n/a | n/a | n/a | 0.00 | n/a | n/a | n/a |
| 14B | Trapping | 67 | 33 | 0 | 0 | 34 | n/a | n/a | n/a | n/a | n/a | n/a | n/a | 0.00 | 0.00 | n/a | n/a | n/a |
| 14C | Trapping | 44 | 27 | 0 | 0 | 17 | n/a | n/a | n/a | n/a | n/a | n/a | n/a | 0.00 | 0.00 | n/a | n/a | n/a |
| 14 | **TOTAL UNIT** | 253 | 115 | 11 | 0 | 127 | n/a | n/a | n/a | n/a | n/a | | | | | | | |
| **Unit 15** | | | | | | | | | | | | | | | | | | |
| 15A | Trapping | 63 | 50 | 0 | 0 | 13 | n/a | n/a | n/a | n/a | n/a | n/a | n/a | 0.00 | 0.00 | n/a | n/a | n/a |
| 15B | Trapping | 3 | 3 | 0 | 0 | 0 | n/a | n/a | n/a | n/a | n/a | n/a | n/a | 0.00 | 0.00 | 0.00 | n/a | n/a |
| 15C | Trapping | 26 | 24 | 0 | 0 | 2 | n/a | n/a | n/a | n/a | n/a | n/a | n/a | 0.00 | 0.00 | n/a | n/a | n/a |
| 15 | **TOTAL UNIT** | 92 | 77 | 0 | 0 | 15 | n/a | n/a | n/a | n/a | n/a | | | | | | | |
| **Unit 16** | | | | | | | | | | | | | | | | | | |
| 16A | Trapping | 31 | 0 | 31 | 0 | 0 | n/a | n/a | n/a | n/a | n/a | n/a | 0.00 | n/a | 0.00 | 0.00 | n/a | n/a |
| 16B | Trapping | 69 | 15 | 18 | 0 | 36 | n/a | n/a | n/a | n/a | n/a | n/a | n/a | n/a | 0.00 | n/a | n/a | n/a |
| 16 | **TOTAL UNIT** | 100 | 15 | 49 | 0 | 36 | n/a | n/a | n/a | n/a | n/a | | | | | | | |
| **Unit 17** | | | | | | | | | | | | | | | | | | |
| 17A | Trapping | 98 | 85 | 0 | 0 | 13 | n/a | n/a | n/a | n/a | n/a | n/a | n/a | 0.00 | 0.00 | n/a | n/a | n/a |
| 17B | Trapping | 115 | 104 | 11 | 0 | 0 | n/a | n/a | n/a | n/a | n/a | n/a | n/a | n/a | 0.00 | 0.00 | n/a | n/a |
| 17C | Trapping | 242 | 242 | 0 | 0 | 0 | n/a | n/a | n/a | n/a | n/a | n/a | n/a | 0.00 | 0.00 | 0.00 | n/a | n/a |
| 17 | **TOTAL UNIT** | 455 | 431 | 11 | 0 | 13 | n/a | n/a | n/a | n/a | n/a | | | | | | | |
| **Unit 18** | | | | | | | | | | | | | | | | | | |
| 18 | Trapping | 605 | 279 | 42 | 0 | 284 | n/a | n/a | n/a | n/a | n/a | n/a | n/a | n/a | 0.00 | n/a | n/a | n/a |
| 18 | **TOTAL UNIT** | 605 | 279 | 42 | 0 | 284 | n/a | n/a | n/a | n/a | n/a | | | | | | | |

# 1992-93 HUNTER INFORMATION BY SPECIES: BEAVER

| GMU | TYPE | SUCCESSFUL HUNTERS HUNT TOTAL | UNIT RES | OTHER STATE RES | NON-RES | UNKN. RES | UNSUCCESSFUL HUNTERS TOTAL | UNIT RES | OTHER STATE RES | NON-RES | UNKN. RES | PERCENT SUCCESSFUL TOTAL | UNIT RES | OTHER STATE RES | NON-RES | UNKN. RES | EFFORT TOTAL HUNTER DAYS | EFFORT AVG. HUNTER EFFORT |
|---|---|---|---|---|---|---|---|---|---|---|---|---|---|---|---|---|---|---|
| **Unit 19** | | | | | | | | | | | | | | | | | | |
| 19A | Trapping | 82 | 62 | 0 | 0 | 20 | n/a | n/a | n/a | n/a | n/a | n/a | n/a | 0.00 | 0.00 | n/a | n/a | n/a |
| 19B | Trapping | 8 | 0 | 3 | 0 | 5 | n/a | n/a | n/a | n/a | n/a | n/a | 0.00 | n/a | 0.00 | n/a | n/a | n/a |
| 19C | Trapping | 11 | 7 | 0 | 0 | 4 | n/a | n/a | n/a | n/a | n/a | n/a | n/a | 0.00 | 0.00 | n/a | n/a | n/a |
| 19D | Trapping | 27 | 20 | 5 | 0 | 2 | n/a | n/a | n/a | n/a | n/a | n/a | n/a | n/a | 0.00 | n/a | n/a | n/a |
| 19 | **TOTAL UNIT** | 128 | 89 | 8 | 0 | 31 | n/a | n/a | n/a | n/a | n/a | | | | | | | |
| **Unit 20** | | | | | | | | | | | | | | | | | | |
| 20A | Trapping | 68 | 67 | 0 | 0 | 1 | n/a | n/a | n/a | n/a | n/a | n/a | n/a | 0.00 | 0.00 | n/a | n/a | n/a |
| 20B | Trapping | 291 | 263 | 19 | 5 | 4 | n/a | n/a | n/a | n/a | n/a | n/a | n/a | n/a | n/a | n/a | n/a | n/a |
| 20C | Trapping | 76 | 69 | 4 | 0 | 3 | n/a | n/a | n/a | n/a | n/a | n/a | n/a | n/a | 0.00 | n/a | n/a | n/a |
| 20D | Trapping | 6 | 3 | 0 | 0 | 3 | n/a | n/a | n/a | n/a | n/a | n/a | n/a | 0.00 | 0.00 | n/a | n/a | n/a |
| 20E | Trapping | 6 | 6 | 0 | 0 | 0 | n/a | n/a | n/a | n/a | n/a | n/a | n/a | 0.00 | 0.00 | 0.00 | n/a | n/a |
| 20F | Trapping | 10 | 10 | 0 | 0 | 0 | n/a | n/a | n/a | n/a | n/a | n/a | n/a | 0.00 | 0.00 | 0.00 | n/a | n/a |
| 20 | **TOTAL UNIT** | 457 | 418 | 23 | 5 | 11 | n/a | n/a | n/a | n/a | n/a | | | | | | | |
| **Unit 21** | | | | | | | | | | | | | | | | | | |
| 21A | Trapping | 110 | 28 | 31 | 0 | 51 | n/a | n/a | n/a | n/a | n/a | n/a | n/a | n/a | 0.00 | n/a | n/a | n/a |
| 21B | Trapping | 12 | 5 | 7 | 0 | 0 | n/a | n/a | n/a | n/a | n/a | n/a | n/a | n/a | 0.00 | 0.00 | n/a | n/a |
| 21C | Trapping | 0 | 0 | 0 | 0 | 0 | n/a | n/a | n/a | n/a | n/a | 0.00 | 0.00 | 0.00 | 0.00 | 0.00 | n/a | n/a |
| 21D | Trapping | 85 | 66 | 0 | 0 | 19 | n/a | n/a | n/a | n/a | n/a | n/a | n/a | 0.00 | 0.00 | n/a | n/a | n/a |
| 21E | Trapping | 11 | 11 | 0 | 0 | 0 | n/a | n/a | n/a | n/a | n/a | n/a | n/a | 0.00 | 0.00 | 0.00 | n/a | n/a |
| 21 | **TOTAL UNIT** | 218 | 110 | 38 | 0 | 70 | n/a | n/a | n/a | n/a | n/a | | | | | | | |
| **Unit 22** | | | | | | | | | | | | | | | | | | |
| 22A | Trapping | 10 | 10 | 0 | 0 | 0 | n/a | n/a | n/a | n/a | n/a | n/a | n/a | 0.00 | 0.00 | 0.00 | n/a | n/a |
| 22B | Trapping | 5 | 3 | 2 | 0 | 0 | n/a | n/a | n/a | n/a | n/a | n/a | n/a | n/a | 0.00 | 0.00 | n/a | n/a |
| 22C | Trapping | 1 | 1 | 0 | 0 | 0 | n/a | n/a | n/a | n/a | n/a | n/a | n/a | 0.00 | 0.00 | 0.00 | n/a | n/a |
| 22D | Trapping | 0 | 0 | 0 | 0 | 0 | n/a | n/a | n/a | n/a | n/a | 0.00 | 0.00 | 0.00 | 0.00 | 0.00 | n/a | n/a |
| 22E | Trapping | 0 | 0 | 0 | 0 | 0 | n/a | n/a | n/a | n/a | n/a | 0.00 | 0.00 | 0.00 | 0.00 | 0.00 | n/a | n/a |
| 22 | **TOTAL UNIT** | 16 | 14 | 2 | 0 | 0 | n/a | n/a | n/a | n/a | n/a | | | | | | | |
| **Unit 23** | | | | | | | | | | | | | | | | | | |
| 23 | Trapping | 0 | 0 | 0 | 0 | 0 | n/a | n/a | n/a | n/a | n/a | 0.00 | 0.00 | 0.00 | 0.00 | 0.00 | n/a | n/a |
| 23 | **TOTAL UNIT** | 0 | 0 | 0 | 0 | 0 | n/a | n/a | n/a | n/a | n/a | | | | | | | |
| **Unit 24** | | | | | | | | | | | | | | | | | | |
| 24 | Trapping | 78 | 78 | 0 | 0 | 0 | n/a | n/a | n/a | n/a | n/a | n/a | n/a | 0.00 | 0.00 | 0.00 | n/a | n/a |
| 24 | **TOTAL UNIT** | 78 | 78 | 0 | 0 | 0 | n/a | n/a | n/a | n/a | n/a | | | | | | | |

# 1992-93 HUNTER INFORMATION BY SPECIES: BEAVER

| GMU | TYPE | HUNT TOTAL | SUCCESSFUL HUNTERS TOTAL | UNIT RES | OTHER STATE RES | NON-RES | UNKN. RES | UNSUCCESSFUL HUNTERS TOTAL | UNIT RES | OTHER STATE RES | NON-RES | UNKN. RES | PERCENT SUCCESSFUL TOTAL | UNIT RES | OTHER STATE RES | NON-RES | UNKN. RES | EFFORT TOTAL HUNTER DAYS | EFFORT AVG. HUNTER EFFORT |
|---|---|---|---|---|---|---|---|---|---|---|---|---|---|---|---|---|---|---|---|
| **Unit 25** | | | | | | | | | | | | | | | | | | | |
| 25A | Trapping | 7 | 7 | 0 | 0 | 0 | n/a | n/a | n/a | n/a | n/a | n/a | n/a | 0.00 | 0.00 | 0.00 | n/a | n/a | |
| 25B | Trapping | 15 | 0 | 5 | 0 | 10 | n/a | n/a | n/a | n/a | n/a | n/a | 0.00 | n/a | 0.00 | n/a | n/a | n/a | |
| 25C | Trapping | 6 | 6 | 0 | 0 | 0 | n/a | n/a | n/a | n/a | n/a | n/a | n/a | 0.00 | 0.00 | 0.00 | n/a | n/a | |
| 25D | Trapping | 11 | 5 | 6 | 0 | 0 | n/a | n/a | n/a | n/a | n/a | n/a | n/a | n/a | 0.00 | 0.00 | n/a | n/a | |
| 25 | **TOTAL UNIT** | 39 | 18 | 11 | 0 | 10 | n/a | n/a | n/a | n/a | n/a | | | | | | | | |
| | **TOTAL STATEWIDE** | 3125 | 1973 | 333 | 5 | 814 | n/a | n/a | n/a | n/a | n/a | | | | | | | | |

# 1992-93 HUNTER INFORMATION BY SPECIES: BISON

| GMU | TYPE | HUNT | SUCCESSFUL HUNTERS TOTAL | UNIT RES | OTHER STATE RES | NON-RES | UNKN. RES | UNSUCCESSFUL HUNTERS TOTAL | UNIT RES | OTHER STATE RES | NON-RES | UNKN. RES | PERCENT SUCCESSFUL TOTAL | UNIT RES | OTHER STATE RES | NON-RES | UNKN. RES | EFFORT TOTAL HUNTER DAYS | EFFORT AVG. HUNTER EFFORT |
|---|---|---|---|---|---|---|---|---|---|---|---|---|---|---|---|---|---|---|---|
| **Unit 19** | | | | | | | | | | | | | | | | | | | |
| 19A | Drawing | D0451 | 0 | 0 | 0 | 0 | 0 | 0 | 0 | 0 | 0 | 0 | 0.00 | 0.00 | 0.00 | 0.00 | 0.00 | 0 | 0.00 |
| 19A | Drawing | D0452 | 0 | 0 | 0 | 0 | 0 | 0 | 0 | 0 | 0 | 0 | 0.00 | 0.00 | 0.00 | 0.00 | 0.00 | 0 | 0.00 |
| 19A | **TOTAL SUBUNIT** | | 0 | 0 | 0 | 0 | 0 | 0 | 0 | 0 | 0 | 0 | | | | | | | |
| 19B | Drawing | D0451 | 0 | 0 | 0 | 0 | 0 | 0 | 0 | 0 | 0 | 0 | 0.00 | 0.00 | 0.00 | 0.00 | 0.00 | 0 | 0.00 |
| 19B | Drawing | D0452 | 0 | 0 | 0 | 0 | 0 | 0 | 0 | 0 | 0 | 0 | 0.00 | 0.00 | 0.00 | 0.00 | 0.00 | 0 | 0.00 |
| 19B | **TOTAL SUBUNIT** | | 0 | 0 | 0 | 0 | 0 | 0 | 0 | 0 | 0 | 0 | | | | | | | |
| 19C | Drawing | D0451 | 4 | 0 | 4 | 0 | 0 | 14 | 0 | 14 | 0 | 0 | 22.22 | 0.00 | 22.22 | 0.00 | 0.00 | 139 | 7.72 |
| 19C | Drawing | D0452 | 9 | 1 | 8 | 0 | 0 | 6 | 0 | 6 | 0 | 0 | 60.00 | 100.00 | 57.14 | 0.00 | 0.00 | 53 | 3.53 |
| 19C | **TOTAL SUBUNIT** | | 13 | 1 | 12 | 0 | 0 | 20 | 0 | 20 | 0 | 0 | | | | | | | |
| 19D | Drawing | D0451 | 1 | 0 | 1 | 0 | 0 | 1 | 0 | 1 | 0 | 0 | 50.00 | 0.00 | 50.00 | 0.00 | 0.00 | 20 | 10.00 |
| 19D | Drawing | D0452 | 0 | 0 | 0 | 0 | 0 | 0 | 0 | 0 | 0 | 0 | 0.00 | 0.00 | 0.00 | 0.00 | 0.00 | 0 | 0.00 |
| 19D | **TOTAL SUBUNIT** | | 1 | 0 | 1 | 0 | 0 | 1 | 0 | 1 | 0 | 0 | | | | | | | |
| 19Z | Drawing | D0451 | 0 | 0 | 0 | 0 | 0 | 1 | 0 | 1 | 0 | 0 | 0.00 | 0.00 | 0.00 | 0.00 | 0.00 | 6 | 6.00 |
| 19 | **TOTAL UNIT** | | 14 | 1 | 13 | 0 | 0 | 22 | 0 | 22 | 0 | 0 | | | | | | | |
| **Unit 20** | | | | | | | | | | | | | | | | | | | |
| 20D | Drawing | D0403 | 76 | 19 | 55 | 1 | 1 | 1 | 0 | 1 | 0 | 0 | 98.70 | 100.00 | 98.21 | 100.00 | 100.00 | 174 | 2.26 |
| 20D | Drawing | D0404 | 20 | 9 | 10 | 0 | 1 | 0 | 0 | 0 | 0 | 0 | 100.00 | 100.00 | 100.00 | 0.00 | 100.00 | 38 | 1.90 |
| 20D | **TOTAL SUBUNIT** | | 96 | 28 | 65 | 1 | 2 | 1 | 0 | 1 | 0 | 0 | | | | | | | |
| 20 | **TOTAL UNIT** | | 96 | 28 | 65 | 1 | 2 | 1 | 0 | 1 | 0 | 0 | | | | | | | |
| **TOTAL STATEWIDE** | | | 110 | 29 | 78 | 1 | 2 | 23 | 0 | 23 | 0 | 0 | | | | | | | |

# 1992-93 HUNTER INFORMATION BY SPECIES: BLACK BEAR

| GMU | TYPE | HUNT TOTAL | SUCCESSFUL HUNTERS | | | | UNSUCCESSFUL HUNTERS | | | | | PERCENT SUCCESSFUL | | | | | EFFORT | |
|---|---|---|---|---|---|---|---|---|---|---|---|---|---|---|---|---|---|---|
| | | | UNIT RES | OTHER STATE RES | NON-RES | UNKN. RES | TOTAL | UNIT RES | OTHER STATE RES | NON-RES | UNKN. RES | TOTAL | UNIT RES | OTHER STATE RES | NON-RES | UNKN. RES | TOTAL HUNTER DAYS | AVG. HUNTER EFFORT |
| **Unit 01** | | | | | | | | | | | | | | | | | | |
| 01A | General Season | 33 | 23 | 1 | 9 | 0 | n/a | n/a | n/a | n/a | n/a | n/a | n/a | n/a | n/a | 0.00 | n/a | n/a |
| 01B | General Season | 14 | 0 | 10 | 4 | 0 | n/a | n/a | n/a | n/a | n/a | n/a | 0.00 | n/a | n/a | 0.00 | n/a | n/a |
| 01C | General Season | 65 | 36 | 9 | 20 | 0 | n/a | n/a | n/a | n/a | n/a | n/a | n/a | n/a | n/a | 0.00 | n/a | n/a |
| 01D | General Season | 29 | 26 | 2 | 1 | 0 | n/a | n/a | n/a | n/a | n/a | n/a | n/a | n/a | n/a | 0.00 | n/a | n/a |
| 01 | **TOTAL UNIT** | 141 | 85 | 22 | 34 | 0 | n/a | n/a | n/a | n/a | n/a | | | | | | | |
| **Unit 02** | | | | | | | | | | | | | | | | | | |
| 02 | General Season | 222 | 16 | 78 | 128 | 0 | n/a | n/a | n/a | n/a | n/a | n/a | n/a | n/a | n/a | 0.00 | n/a | n/a |
| 02 | **TOTAL UNIT** | 222 | 16 | 78 | 128 | 0 | n/a | n/a | n/a | n/a | n/a | | | | | | | |
| **Unit 03** | | | | | | | | | | | | | | | | | | |
| 03 | General Season | 161 | 36 | 24 | 101 | 0 | n/a | n/a | n/a | n/a | n/a | n/a | n/a | n/a | n/a | 0.00 | n/a | n/a |
| 03 | **TOTAL UNIT** | 161 | 36 | 24 | 101 | 0 | n/a | n/a | n/a | n/a | n/a | | | | | | | |
| **Unit 05** | | | | | | | | | | | | | | | | | | |
| 05A | General Season | 18 | 2 | 4 | 12 | 0 | n/a | n/a | n/a | n/a | n/a | n/a | n/a | n/a | n/a | 0.00 | n/a | n/a |
| 05B | General Season | 0 | 0 | 0 | 0 | 0 | n/a | n/a | n/a | n/a | n/a | 0.00 | 0.00 | 0.00 | 0.00 | 0.00 | n/a | n/a |
| 05 | **TOTAL UNIT** | 18 | 2 | 4 | 12 | 0 | n/a | n/a | n/a | n/a | n/a | | | | | | | |
| **Unit 06** | | | | | | | | | | | | | | | | | | |
| 06A | General Season | 38 | 7 | 8 | 23 | 0 | n/a | n/a | n/a | n/a | n/a | n/a | n/a | n/a | n/a | 0.00 | n/a | n/a |
| 06B | General Season | 8 | 1 | 5 | 2 | 0 | n/a | n/a | n/a | n/a | n/a | n/a | n/a | n/a | n/a | 0.00 | n/a | n/a |
| 06C | General Season | 20 | 17 | 3 | 0 | 0 | n/a | n/a | n/a | n/a | n/a | n/a | n/a | n/a | 0.00 | 0.00 | n/a | n/a |
| 06D | General Season | 140 | 19 | 96 | 25 | 0 | n/a | n/a | n/a | n/a | n/a | n/a | n/a | n/a | n/a | 0.00 | n/a | n/a |
| 06 | **TOTAL UNIT** | 206 | 44 | 112 | 50 | 0 | n/a | n/a | n/a | n/a | n/a | | | | | | | |
| **Unit 07** | | | | | | | | | | | | | | | | | | |
| 07 | General Season | 92 | 20 | 64 | 6 | 2 | n/a | n/a | n/a | n/a | n/a | n/a | n/a | n/a | n/a | n/a | n/a | n/a |
| 07 | **TOTAL UNIT** | 92 | 20 | 64 | 6 | 2 | n/a | n/a | n/a | n/a | n/a | | | | | | | |
| **Unit 09** | | | | | | | | | | | | | | | | | | |
| 09A | General Season | n/a | n/a | n/a | n/a | n/a | n/a | n/a | n/a | n/a | n/a | n/a | n/a | n/a | n/a | n/a | n/a | n/a |
| 09B | General Season | 3 | 0 | 2 | 0 | 1 | n/a | n/a | n/a | n/a | n/a | n/a | 0.00 | n/a | 0.00 | n/a | n/a | n/a |
| 09C | General Season | n/a | n/a | n/a | n/a | n/a | n/a | n/a | n/a | n/a | n/a | n/a | n/a | n/a | n/a | n/a | n/a | n/a |
| 09D | General Season | n/a | n/a | n/a | n/a | n/a | n/a | n/a | n/a | n/a | n/a | n/a | n/a | n/a | n/a | n/a | n/a | n/a |
| 09E | General Season | n/a | n/a | n/a | n/a | n/a | n/a | n/a | n/a | n/a | n/a | n/a | n/a | n/a | n/a | n/a | n/a | n/a |
| 09 | **TOTAL UNIT** | 3 | 0 | 2 | 0 | 1 | n/a | n/a | n/a | n/a | n/a | | | | | | | |
| **Unit 11** | | | | | | | | | | | | | | | | | | |
| 11 | General Season | 12 | 1 | 9 | 1 | 1 | n/a | n/a | n/a | n/a | n/a | n/a | n/a | n/a | n/a | n/a | n/a | n/a |
| 11 | **TOTAL UNIT** | 12 | 1 | 9 | 1 | 1 | n/a | n/a | n/a | n/a | n/a | | | | | | | |

# 1992-93 HUNTER INFORMATION BY SPECIES: BLACK BEAR

| | | | SUCCESSFUL HUNTERS | | | | | UNSUCCESSFUL HUNTERS | | | | | PERCENT SUCCESSFUL | | | | | EFFORT | |
|---|---|---|---|---|---|---|---|---|---|---|---|---|---|---|---|---|---|---|---|
| GMU | TYPE | HUNT TOTAL | UNIT RES | OTHER STATE RES | NON-RES | UNKN. RES | TOTAL | UNIT RES | OTHER STATE RES | NON-RES | UNKN. RES | TOTAL | UNIT RES | OTHER STATE RES | NON-RES | UNKN. RES | TOTAL HUNTER DAYS | AVG. HUNTER EFFORT |
| **Unit 12** | | | | | | | | | | | | | | | | | | |
| 12 | General Season | 36 | 29 | 6 | 1 | 0 | n/a | n/a | n/a | n/a | n/a | n/a | n/a | n/a | n/a | 0.00 | n/a | n/a |
| 12 | **TOTAL UNIT** | 36 | 29 | 6 | 1 | 0 | n/a | n/a | n/a | n/a | n/a | | | | | | | |
| **Unit 13** | | | | | | | | | | | | | | | | | | |
| 13A | General Season | 8 | 5 | 3 | 0 | 0 | n/a | n/a | n/a | n/a | n/a | n/a | n/a | n/a | 0.00 | 0.00 | n/a | n/a |
| 13B | General Season | 7 | 3 | 4 | 0 | 0 | n/a | n/a | n/a | n/a | n/a | n/a | n/a | n/a | 0.00 | 0.00 | n/a | n/a |
| 13C | General Season | 2 | 1 | 1 | 0 | 0 | n/a | n/a | n/a | n/a | n/a | n/a | n/a | n/a | 0.00 | 0.00 | n/a | n/a |
| 13D | General Season | 41 | 12 | 22 | 6 | 1 | n/a | n/a | n/a | n/a | n/a | n/a | n/a | n/a | n/a | n/a | n/a | n/a |
| 13E | General Season | 22 | 0 | 20 | 0 | 2 | n/a | n/a | n/a | n/a | n/a | n/a | 0.00 | n/a | 0.00 | n/a | n/a | n/a |
| 13Z | General Season | 1 | 0 | 1 | 0 | 0 | n/a | n/a | n/a | n/a | n/a | n/a | 0.00 | n/a | 0.00 | 0.00 | n/a | n/a |
| 13 | **TOTAL UNIT** | 81 | 21 | 51 | 6 | 3 | n/a | n/a | n/a | n/a | n/a | | | | | | | |
| **Unit 14** | | | | | | | | | | | | | | | | | | |
| 14A | General Season | 44 | 42 | 1 | 1 | 0 | n/a | n/a | n/a | n/a | n/a | n/a | n/a | n/a | n/a | 0.00 | n/a | n/a |
| 14B | General Season | 15 | 13 | 1 | 1 | 0 | n/a | n/a | n/a | n/a | n/a | n/a | n/a | n/a | n/a | 0.00 | n/a | n/a |
| 14C | General Season | 21 | 15 | 0 | 5 | 1 | n/a | n/a | n/a | n/a | n/a | n/a | n/a | 0.00 | n/a | n/a | n/a | n/a |
| 14 | **TOTAL UNIT** | 80 | 70 | 2 | 7 | 1 | n/a | n/a | n/a | n/a | n/a | | | | | | | |
| **Unit 15** | | | | | | | | | | | | | | | | | | |
| 15A | General Season | 35 | 29 | 5 | 1 | 0 | n/a | n/a | n/a | n/a | n/a | n/a | n/a | n/a | n/a | 0.00 | n/a | n/a |
| 15B | General Season | 25 | 18 | 6 | 1 | 0 | n/a | n/a | n/a | n/a | n/a | n/a | n/a | n/a | n/a | 0.00 | n/a | n/a |
| 15C | General Season | 109 | 56 | 27 | 24 | 2 | n/a | n/a | n/a | n/a | n/a | n/a | n/a | n/a | n/a | n/a | n/a | n/a |
| 15 | **TOTAL UNIT** | 169 | 103 | 38 | 26 | 2 | n/a | n/a | n/a | n/a | n/a | | | | | | | |
| **Unit 16** | | | | | | | | | | | | | | | | | | |
| 16A | General Season | 44 | 1 | 38 | 5 | 0 | n/a | n/a | n/a | n/a | n/a | n/a | n/a | n/a | n/a | 0.00 | n/a | n/a |
| 16B | General Season | 65 | 4 | 45 | 14 | 2 | n/a | n/a | n/a | n/a | n/a | n/a | n/a | n/a | n/a | n/a | n/a | n/a |
| 16 | **TOTAL UNIT** | 109 | 5 | 83 | 19 | 2 | n/a | n/a | n/a | n/a | n/a | | | | | | | |
| **Unit 17** | | | | | | | | | | | | | | | | | | |
| 17A | General Season | n/a | n/a | n/a | n/a | n/a | n/a | n/a | n/a | n/a | n/a | n/a | n/a | n/a | n/a | n/a | n/a | n/a |
| 17B | General Season | 1 | 0 | 0 | 1 | 0 | n/a | n/a | n/a | n/a | n/a | n/a | 0.00 | 0.00 | n/a | 0.00 | n/a | n/a |
| 17C | General Season | n/a | n/a | n/a | n/a | n/a | n/a | n/a | n/a | n/a | n/a | n/a | n/a | n/a | n/a | n/a | n/a | n/a |
| 17 | **TOTAL UNIT** | 1 | 0 | 0 | 1 | 0 | n/a | n/a | n/a | n/a | n/a | | | | | | | |
| **Unit 18** | | | | | | | | | | | | | | | | | | |
| 18 | General Season | 1 | 0 | 1 | 0 | 0 | n/a | n/a | n/a | n/a | n/a | n/a | 0.00 | n/a | 0.00 | 0.00 | n/a | n/a |
| 18 | **TOTAL UNIT** | 1 | 0 | 1 | 0 | 0 | n/a | n/a | n/a | n/a | n/a | | | | | | | |
| **Unit 19** | | | | | | | | | | | | | | | | | | |
| 19A | General Season | 1 | 0 | 1 | 0 | 0 | n/a | n/a | n/a | n/a | n/a | n/a | 0.00 | n/a | 0.00 | 0.00 | n/a | n/a |
| 19B | General Season | 1 | 0 | 1 | 0 | 0 | n/a | n/a | n/a | n/a | n/a | n/a | 0.00 | n/a | 0.00 | 0.00 | n/a | n/a |
| 19C | General Season | 4 | 0 | 3 | 1 | 0 | n/a | n/a | n/a | n/a | n/a | n/a | 0.00 | n/a | n/a | 0.00 | n/a | n/a |

# 1992-93 HUNTER INFORMATION BY SPECIES: BLACK BEAR

| GMU | TYPE | SUCCESSFUL HUNTERS HUNT TOTAL | SUCCESSFUL HUNTERS UNIT RES | SUCCESSFUL HUNTERS OTHER STATE RES | SUCCESSFUL HUNTERS NON-RES | SUCCESSFUL HUNTERS UNKN. RES | UNSUCCESSFUL HUNTERS TOTAL | UNSUCCESSFUL HUNTERS UNIT RES | UNSUCCESSFUL HUNTERS OTHER STATE RES | UNSUCCESSFUL HUNTERS NON-RES | UNSUCCESSFUL HUNTERS UNKN. RES | PERCENT SUCCESSFUL TOTAL | PERCENT SUCCESSFUL UNIT RES | PERCENT SUCCESSFUL OTHER STATE RES | PERCENT SUCCESSFUL NON-RES | PERCENT SUCCESSFUL UNKN. RES | EFFORT TOTAL HUNTER DAYS | EFFORT AVG. HUNTER EFFORT |
|---|---|---|---|---|---|---|---|---|---|---|---|---|---|---|---|---|---|---|
| **Unit 19** | | | | | | | | | | | | | | | | | | |
| 19D | General Season | 1 | 0 | 1 | 0 | 0 | n/a | n/a | n/a | n/a | n/a | n/a | 0.00 | n/a | 0.00 | 0.00 | n/a | n/a |
| 19 | **TOTAL UNIT** | 7 | 0 | 6 | 1 | 0 | n/a | n/a | n/a | n/a | n/a | | | | | | | |
| **Unit 20** | | | | | | | | | | | | | | | | | | |
| 20A | General Season | 60 | 47 | 3 | 8 | 2 | n/a | n/a | n/a | n/a | n/a | n/a | n/a | n/a | n/a | n/a | n/a | n/a |
| 20B | General Season | 156 | 134 | 4 | 13 | 5 | n/a | n/a | n/a | n/a | n/a | n/a | n/a | n/a | n/a | n/a | n/a | n/a |
| 20C | General Season | 21 | 18 | 2 | 1 | 0 | n/a | n/a | n/a | n/a | n/a | n/a | n/a | n/a | n/a | 0.00 | n/a | n/a |
| 20D | General Season | 19 | 11 | 1 | 3 | 4 | n/a | n/a | n/a | n/a | n/a | n/a | n/a | n/a | n/a | n/a | n/a | n/a |
| 20E | General Season | 18 | 6 | 10 | 2 | 0 | n/a | n/a | n/a | n/a | n/a | n/a | n/a | n/a | n/a | 0.00 | n/a | n/a |
| 20F | General Season | 39 | 27 | 3 | 5 | 4 | n/a | n/a | n/a | n/a | n/a | n/a | n/a | n/a | n/a | n/a | n/a | n/a |
| 20 | **TOTAL UNIT** | 313 | 243 | 23 | 32 | 15 | n/a | n/a | n/a | n/a | n/a | | | | | | | |
| **Unit 21** | | | | | | | | | | | | | | | | | | |
| 21A | General Season | n/a | n/a | n/a | n/a | n/a | n/a | n/a | n/a | n/a | n/a | n/a | n/a | n/a | n/a | n/a | n/a | n/a |
| 21B | General Season | 2 | 0 | 1 | 1 | 0 | n/a | n/a | n/a | n/a | n/a | n/a | 0.00 | n/a | n/a | 0.00 | n/a | n/a |
| 21C | General Season | 0 | 0 | 0 | 0 | 0 | n/a | n/a | n/a | n/a | n/a | 0.00 | 0.00 | 0.00 | 0.00 | 0.00 | n/a | n/a |
| 21D | General Season | 8 | 0 | 7 | 1 | 0 | n/a | n/a | n/a | n/a | n/a | n/a | 0.00 | n/a | n/a | 0.00 | n/a | n/a |
| 21E | General Season | n/a | n/a | n/a | n/a | n/a | n/a | n/a | n/a | n/a | n/a | n/a | n/a | n/a | n/a | n/a | n/a | n/a |
| 21 | **TOTAL UNIT** | 10 | 0 | 8 | 2 | 0 | n/a | n/a | n/a | n/a | n/a | | | | | | | |
| **Unit 22** | | | | | | | | | | | | | | | | | | |
| 22A | General Season | 0 | 0 | 0 | 0 | 0 | n/a | n/a | n/a | n/a | n/a | 0.00 | 0.00 | 0.00 | 0.00 | 0.00 | n/a | n/a |
| 22B | General Season | 0 | 0 | 0 | 0 | 0 | n/a | n/a | n/a | n/a | n/a | 0.00 | 0.00 | 0.00 | 0.00 | 0.00 | n/a | n/a |
| 22C | General Season | 0 | 0 | 0 | 0 | 0 | n/a | n/a | n/a | n/a | n/a | 0.00 | 0.00 | 0.00 | 0.00 | 0.00 | n/a | n/a |
| 22D | General Season | 0 | 0 | 0 | 0 | 0 | n/a | n/a | n/a | n/a | n/a | 0.00 | 0.00 | 0.00 | 0.00 | 0.00 | n/a | n/a |
| 22E | General Season | 0 | 0 | 0 | 0 | 0 | n/a | n/a | n/a | n/a | n/a | 0.00 | 0.00 | 0.00 | 0.00 | 0.00 | n/a | n/a |
| 22 | **TOTAL UNIT** | 0 | 0 | 0 | 0 | 0 | n/a | n/a | n/a | n/a | n/a | | | | | | | |
| **Unit 23** | | | | | | | | | | | | | | | | | | |
| 23 | General Season | n/a | n/a | n/a | n/a | n/a | n/a | n/a | n/a | n/a | n/a | n/a | n/a | n/a | n/a | n/a | n/a | n/a |
| 23 | **TOTAL UNIT** | n/a | n/a | n/a | n/a | n/a | n/a | n/a | n/a | n/a | n/a | | | | | | | |
| **Unit 24** | | | | | | | | | | | | | | | | | | |
| 24 | General Season | 2 | 0 | 1 | 1 | 0 | n/a | n/a | n/a | n/a | n/a | n/a | 0.00 | n/a | n/a | 0.00 | n/a | n/a |
| 24 | **TOTAL UNIT** | 2 | 0 | 1 | 1 | 0 | n/a | n/a | n/a | n/a | n/a | | | | | | | |
| **Unit 25** | | | | | | | | | | | | | | | | | | |
| 25A | General Season | n/a | n/a | n/a | n/a | n/a | n/a | n/a | n/a | n/a | n/a | n/a | n/a | n/a | n/a | n/a | n/a | n/a |
| 25B | General Season | n/a | n/a | n/a | n/a | n/a | n/a | n/a | n/a | n/a | n/a | n/a | n/a | n/a | n/a | n/a | n/a | n/a |
| 25C | General Season | 4 | 0 | 4 | 0 | 0 | n/a | n/a | n/a | n/a | n/a | n/a | 0.00 | n/a | 0.00 | 0.00 | n/a | n/a |
| 25D | General Season | n/a | n/a | n/a | n/a | n/a | n/a | n/a | n/a | n/a | n/a | n/a | n/a | n/a | n/a | n/a | n/a | n/a |
| 25 | **TOTAL UNIT** | 4 | 0 | 4 | 0 | 0 | n/a | n/a | n/a | n/a | n/a | | | | | | | |

# 1992-93 HUNTER INFORMATION BY SPECIES: BLACK BEAR

| | | | SUCCESSFUL HUNTERS | | | | | UNSUCCESSFUL HUNTERS | | | | | PERCENT SUCCESSFUL | | | | | EFFORT | |
|---|---|---|---|---|---|---|---|---|---|---|---|---|---|---|---|---|---|---|---|
| GMU | TYPE | HUNT TOTAL | UNIT RES | OTHER STATE RES | NON-RES | UNKN. RES | TOTAL | UNIT RES | OTHER STATE RES | NON-RES | UNKN. RES | TOTAL | UNIT RES | OTHER STATE RES | NON-RES | UNKN. RES | TOTAL HUNTER DAYS | AVG. HUNTER EFFORT |
| **Unit 26** | | | | | | | | | | | | | | | | | | |
| 26A | General Season | 0 | 0 | 0 | 0 | 0 | n/a | n/a | n/a | n/a | n/a | 0.00 | 0.00 | 0.00 | 0.00 | 0.00 | n/a | n/a |
| 26B | General Season | n/a | n/a | n/a | n/a | n/a | n/a | n/a | n/a | n/a | n/a | n/a | n/a | n/a | n/a | n/a | n/a | n/a |
| 26C | General Season | n/a | n/a | n/a | n/a | n/a | n/a | n/a | n/a | n/a | n/a | n/a | n/a | n/a | n/a | n/a | n/a | n/a |
| 26 | **TOTAL UNIT** | 0 | 0 | 0 | 0 | 0 | n/a | n/a | n/a | n/a | n/a | | | | | | | |
| **TOTAL STATEWIDE** | | 1668 | 675 | 538 | 428 | 27 | n/a | n/a | n/a | n/a | n/a | | | | | | | |

# 1992-93 HUNTER INFORMATION BY SPECIES: BROWN BEAR

| GMU | TYPE | HUNT | SUCCESSFUL HUNTERS TOTAL | UNIT RES | OTHER STATE RES | NON-RES | UNKN. RES | UNSUCCESSFUL HUNTERS TOTAL | UNIT RES | OTHER STATE RES | NON-RES | UNKN. RES | PERCENT SUCCESSFUL TOTAL | UNIT RES | OTHER STATE RES | NON-RES | UNKN. RES | EFFORT TOTAL HUNTER DAYS | EFFORT AVG. HUNTER EFFORT |
|---|---|---|---|---|---|---|---|---|---|---|---|---|---|---|---|---|---|---|---|
| **Unit 01** | | | | | | | | | | | | | | | | | | | |
| 01A | Registration | R0272F | 4 | 3 | 1 | 0 | 0 | 23 | 22 | 1 | 0 | 0 | 14.81 | 12.00 | 50.00 | 0.00 | 0.00 | 107 | 3.96 |
| 01A | Registration | R0272S | 3 | 2 | 0 | 1 | 0 | 18 | 13 | 3 | 2 | 0 | 14.29 | 13.33 | 0.00 | 33.33 | 0.00 | 52 | 2.48 |
| 01A | **TOTAL HUNT** | 0272 | 7 | 5 | 1 | 1 | 0 | 41 | 35 | 4 | 2 | 0 | | | | | | | |
| 01A | **TOTAL SUBUNIT** | | 7 | 5 | 1 | 1 | 0 | 41 | 35 | 4 | 2 | 0 | | | | | | | |
| 01B | Registration | R0272F | 4 | 1 | 1 | 2 | 0 | 5 | 0 | 5 | 0 | 0 | 44.44 | 100.00 | 16.67 | 100.00 | 0.00 | 55 | 6.11 |
| 01B | Registration | R0272S | 4 | 0 | 2 | 2 | 0 | 11 | 0 | 7 | 4 | 0 | 26.67 | 0.00 | 22.22 | 33.33 | 0.00 | 90 | 6.00 |
| 01B | **TOTAL HUNT** | 0272 | 8 | 1 | 3 | 4 | 0 | 16 | 0 | 12 | 4 | 0 | | | | | | | |
| 01B | **TOTAL SUBUNIT** | | 8 | 1 | 3 | 4 | 0 | 16 | 0 | 12 | 4 | 0 | | | | | | | |
| 01C | Registration | R0272F | 4 | 1 | 0 | 3 | 0 | 17 | 14 | 1 | 2 | 0 | 19.05 | 6.67 | 0.00 | 60.00 | 0.00 | 97 | 4.62 |
| 01C | Registration | R0272S | 0 | 0 | 0 | 0 | 0 | 24 | 15 | 5 | 4 | 0 | 0.00 | 0.00 | 0.00 | 0.00 | 0.00 | 93 | 3.88 |
| 01C | **TOTAL HUNT** | 0272 | 4 | 1 | 0 | 3 | 0 | 41 | 29 | 6 | 6 | 0 | | | | | | | |
| 01C | **TOTAL SUBUNIT** | | 4 | 1 | 0 | 3 | 0 | 41 | 29 | 6 | 6 | 0 | | | | | | | |
| 01D | Registration | R0272F | 14 | 8 | 1 | 5 | 0 | 11 | 6 | 4 | 1 | 0 | 56.00 | 57.14 | 20.00 | 83.33 | 0.00 | 100 | 4.00 |
| 01D | Registration | R0272S | 6 | 3 | 0 | 3 | 0 | n/a | n/a | n/a | n/a | n/a | n/a | n/a | 0.00 | n/a | 0.00 | n/a | n/a |
| 01D | **TOTAL HUNT** | 0272 | 20 | 11 | 1 | 8 | 0 | 11 | 6 | 4 | 1 | n/a | | | | | | | |
| 01D | **TOTAL SUBUNIT** | | 20 | 11 | 1 | 8 | 0 | 11 | 6 | 4 | 1 | 0 | | | | | | | |
| 01 | **TOTAL UNIT** | | 39 | 18 | 5 | 16 | 0 | 109 | 70 | 26 | 13 | 0 | | | | | | | |
| **Unit 03** | | | | | | | | | | | | | | | | | | | |
| 03 | General Season | | 0 | 0 | 0 | 0 | 0 | n/a | n/a | n/a | n/a | n/a | 0.00 | 0.00 | 0.00 | 0.00 | 0.00 | n/a | n/a |
| 03 | **TOTAL UNIT** | | 0 | 0 | 0 | 0 | 0 | n/a | n/a | n/a | n/a | n/a | | | | | | | |
| **Unit 04** | | | | | | | | | | | | | | | | | | | |
| 04 | Registration | R0277S | 18 | 1 | 8 | 9 | 0 | 28 | 5 | 15 | 8 | 0 | 39.13 | 16.67 | 34.78 | 52.94 | 0.00 | 229 | 4.98 |
| 04 | Registration | R0278F | 8 | 3 | 1 | 4 | 0 | 22 | 16 | 2 | 4 | 0 | 26.67 | 15.79 | 33.33 | 50.00 | 0.00 | 107 | 3.57 |
| 04 | Registration | R0278S | 9 | 2 | 1 | 6 | 0 | 28 | 20 | 2 | 6 | 0 | 24.32 | 9.09 | 33.33 | 50.00 | 0.00 | 151 | 4.08 |
| 04 | **TOTAL HUNT** | 0278 | 17 | 5 | 2 | 10 | 0 | 50 | 36 | 4 | 10 | 0 | | | | | | | |
| 04 | Registration | R0279F | 23 | 3 | 6 | 14 | 0 | 65 | 19 | 31 | 15 | 0 | 26.14 | 13.64 | 16.22 | 48.28 | 0.00 | 408 | 4.64 |
| 04 | Registration | R0279S | 65 | 2 | 22 | 41 | 0 | 83 | 11 | 47 | 25 | 0 | 43.92 | 15.38 | 31.88 | 62.12 | 0.00 | 789 | 5.33 |
| 04 | **TOTAL HUNT** | 0279 | 88 | 5 | 28 | 55 | 0 | 148 | 30 | 78 | 40 | 0 | | | | | | | |
| 04 | **TOTAL UNIT** | | 123 | 11 | 38 | 74 | 0 | 226 | 71 | 97 | 58 | 0 | | | | | | | |
| **Unit 05** | | | | | | | | | | | | | | | | | | | |
| 05A | General Season | | 31 | 2 | 8 | 21 | 0 | n/a | n/a | n/a | n/a | n/a | n/a | n/a | n/a | n/a | 0.00 | n/a | n/a |
| 05B | General Season | | 8 | 1 | 0 | 7 | 0 | n/a | n/a | n/a | n/a | n/a | n/a | n/a | 0.00 | n/a | 0.00 | n/a | n/a |
| 05 | **TOTAL UNIT** | | 39 | 3 | 8 | 28 | 0 | n/a | n/a | n/a | n/a | n/a | | | | | | | |
| **Unit 06** | | | | | | | | | | | | | | | | | | | |
| 06A | General Season | | 12 | 1 | 4 | 7 | 0 | n/a | n/a | n/a | n/a | n/a | n/a | n/a | n/a | n/a | 0.00 | n/a | n/a |
| 06B | General Season | | 4 | 1 | 0 | 3 | 0 | n/a | n/a | n/a | n/a | n/a | n/a | n/a | 0.00 | n/a | 0.00 | n/a | n/a |
| 06C | General Season | | 1 | 1 | 0 | 0 | 0 | n/a | n/a | n/a | n/a | n/a | n/a | n/a | 0.00 | 0.00 | 0.00 | n/a | n/a |
| 06D | General Season | | 22 | 3 | 11 | 8 | 0 | n/a | n/a | n/a | n/a | n/a | n/a | n/a | n/a | n/a | 0.00 | n/a | n/a |
| 06 | **TOTAL UNIT** | | 39 | 6 | 15 | 18 | 0 | n/a | n/a | n/a | n/a | n/a | | | | | | | |

# 1992-93 HUNTER INFORMATION BY SPECIES: BROWN BEAR

| GMU | TYPE | HUNT | SUCCESSFUL HUNTERS TOTAL | UNIT RES | OTHER STATE RES | NON-RES | UNKN. RES | UNSUCCESSFUL HUNTERS TOTAL | UNIT RES | OTHER STATE RES | NON-RES | UNKN. RES | PERCENT SUCCESSFUL TOTAL | UNIT RES | OTHER STATE RES | NON-RES | UNKN. RES | EFFORT TOTAL HUNTER DAYS | EFFORT AVG. HUNTER EFFORT |
|---|---|---|---|---|---|---|---|---|---|---|---|---|---|---|---|---|---|---|---|
| **Unit 07** | | | | | | | | | | | | | | | | | | | |
| 07 | General Season | | 9 | 1 | 7 | 1 | 0 | n/a | n/a | n/a | n/a | n/a | n/a | n/a | n/a | n/a | 0.00 | n/a | n/a |
| 07 | **TOTAL UNIT** | | 9 | 1 | 7 | 1 | 0 | n/a | n/a | n/a | n/a | n/a | | | | | | | |
| **Unit 08** | | | | | | | | | | | | | | | | | | | |
| 08 | Drawing | D0201 | 1 | 0 | 1 | 0 | 0 | 0 | 0 | 0 | 0 | 0 | 100.00 | 0.00 | 100.00 | 0.00 | 0.00 | 7 | 7.00 |
| 08 | Registration | R0201 | 1 | 0 | 0 | 1 | 0 | 0 | 0 | 0 | 0 | 0 | 100.00 | 0.00 | 0.00 | 100.00 | 0.00 | 1 | 1.00 |
| 08 | **TOTAL HUNT** | 0201 | 2 | 0 | 1 | 1 | 0 | 0 | 0 | 0 | 0 | 0 | | | | | | | |
| 08 | Drawing | D0202 | 0 | 0 | 0 | 0 | 0 | 2 | 0 | 2 | 0 | 0 | 0.00 | 0.00 | 0.00 | 0.00 | 0.00 | 17 | 8.50 |
| 08 | Registration | R0202 | 2 | 0 | 0 | 2 | 0 | 0 | 0 | 0 | 0 | 0 | 100.00 | 0.00 | 0.00 | 100.00 | 0.00 | 10 | 5.00 |
| 08 | **TOTAL HUNT** | 0202 | 2 | 0 | 0 | 2 | 0 | 2 | 0 | 2 | 0 | 0 | | | | | | | |
| 08 | Drawing | D0203 | 1 | 0 | 1 | 0 | 0 | 1 | 1 | 0 | 0 | 0 | 50.00 | 0.00 | 100.00 | 0.00 | 0.00 | n/a | n/a |
| 08 | Registration | R0203 | 1 | 0 | 0 | 1 | 0 | 1 | 0 | 0 | 1 | 0 | 50.00 | 0.00 | 0.00 | 50.00 | 0.00 | 18 | 9.00 |
| 08 | **TOTAL HUNT** | 0203 | 2 | 0 | 1 | 1 | 0 | 2 | 1 | 0 | 1 | 0 | | | | | | | |
| 08 | Drawing | D0204 | 0 | 0 | 0 | 0 | 0 | 2 | 0 | 2 | 0 | 0 | 0.00 | 0.00 | 0.00 | 0.00 | 0.00 | 12 | 6.00 |
| 08 | Registration | R0204 | 1 | 0 | 0 | 1 | 0 | 1 | 0 | 0 | 1 | 0 | 50.00 | 0.00 | 0.00 | 50.00 | 0.00 | 16 | 8.00 |
| 08 | **TOTAL HUNT** | 0204 | 1 | 0 | 0 | 1 | 0 | 3 | 0 | 2 | 1 | 0 | | | | | | | |
| 08 | Drawing | D0205 | 0 | 0 | 0 | 0 | 0 | 2 | 1 | 1 | 0 | 0 | 0.00 | 0.00 | 0.00 | 0.00 | 0.00 | 4 | 2.00 |
| 08 | Registration | R0205 | 2 | 0 | 0 | 2 | 0 | 0 | 0 | 0 | 0 | 0 | 100.00 | 0.00 | 0.00 | 100.00 | 0.00 | 10 | 5.00 |
| 08 | **TOTAL HUNT** | 0205 | 2 | 0 | 0 | 2 | 0 | 2 | 1 | 1 | 0 | 0 | | | | | | | |
| 08 | Drawing | D0206 | 2 | 1 | 1 | 0 | 0 | 0 | 0 | 0 | 0 | 0 | 100.00 | 100.00 | 100.00 | 0.00 | 0.00 | 6 | 3.00 |
| 08 | Registration | R0206 | 2 | 0 | 0 | 2 | 0 | 0 | 0 | 0 | 0 | 0 | 100.00 | 0.00 | 0.00 | 100.00 | 0.00 | 10 | 5.00 |
| 08 | **TOTAL HUNT** | 0206 | 4 | 1 | 1 | 2 | 0 | 0 | 0 | 0 | 0 | 0 | | | | | | | |
| 08 | Drawing | D0207 | 1 | 0 | 1 | 0 | 0 | 2 | 0 | 2 | 0 | 0 | 33.33 | 0.00 | 33.33 | 0.00 | 0.00 | 30 | 10.00 |
| 08 | Registration | R0207 | 1 | 0 | 0 | 1 | 0 | 0 | 0 | 0 | 0 | 0 | 100.00 | 0.00 | 0.00 | 100.00 | 0.00 | 2 | 2.00 |
| 08 | **TOTAL HUNT** | 0207 | 2 | 0 | 1 | 1 | 0 | 2 | 0 | 2 | 0 | 0 | | | | | | | |
| 08 | Drawing | D0208 | 0 | 0 | 0 | 0 | 0 | 1 | 0 | 1 | 0 | 0 | 0.00 | 0.00 | 0.00 | 0.00 | 0.00 | 10 | 10.00 |
| 08 | Registration | R0208 | 1 | 0 | 0 | 1 | 0 | 1 | 0 | 0 | 1 | 0 | 50.00 | 0.00 | 0.00 | 50.00 | 0.00 | 8 | 4.00 |
| 08 | **TOTAL HUNT** | 0208 | 1 | 0 | 0 | 1 | 0 | 2 | 0 | 1 | 1 | 0 | | | | | | | |
| 08 | Drawing | D0209 | 2 | 0 | 2 | 0 | 0 | 0 | 0 | 0 | 0 | 0 | 100.00 | 0.00 | 100.00 | 0.00 | 0.00 | 13 | 6.50 |
| 08 | Registration | R0209 | 1 | 0 | 0 | 1 | 0 | 0 | 0 | 0 | 0 | 0 | 100.00 | 0.00 | 0.00 | 100.00 | 0.00 | 2 | 2.00 |
| 08 | **TOTAL HUNT** | 0209 | 3 | 0 | 2 | 1 | 0 | 0 | 0 | 0 | 0 | 0 | | | | | | | |
| 08 | Drawing | D0210 | 1 | 0 | 1 | 0 | 0 | 1 | 0 | 1 | 0 | 0 | 50.00 | 0.00 | 50.00 | 0.00 | 0.00 | 9 | 4.50 |
| 08 | Registration | R0210 | 2 | 0 | 0 | 2 | 0 | 0 | 0 | 0 | 0 | 0 | 100.00 | 0.00 | 0.00 | 100.00 | 0.00 | 12 | 6.00 |
| 08 | **TOTAL HUNT** | 0210 | 3 | 0 | 1 | 2 | 0 | 1 | 0 | 1 | 0 | 0 | | | | | | | |
| 08 | Drawing | D0211 | 2 | 0 | 2 | 0 | 0 | 1 | 0 | 1 | 0 | 0 | 66.67 | 0.00 | 66.67 | 0.00 | 0.00 | 21 | 7.00 |
| 08 | Registration | R0211 | 2 | 0 | 0 | 2 | 0 | 0 | 0 | 0 | 0 | 0 | 100.00 | 0.00 | 0.00 | 100.00 | 0.00 | 14 | 7.00 |
| 08 | **TOTAL HUNT** | 0211 | 4 | 0 | 2 | 2 | 0 | 1 | 0 | 1 | 0 | 0 | | | | | | | |
| 08 | Drawing | D0212 | 2 | 0 | 1 | 1 | 0 | 0 | 0 | 0 | 0 | 0 | 100.00 | 0.00 | 100.00 | 100.00 | 0.00 | 9 | 4.50 |
| 08 | Registration | R0212 | 0 | 0 | 0 | 0 | 0 | 1 | 0 | 0 | 1 | 0 | 0.00 | 0.00 | 0.00 | 0.00 | 0.00 | 15 | 15.00 |
| 08 | **TOTAL HUNT** | 0212 | 2 | 0 | 1 | 1 | 0 | 1 | 0 | 0 | 1 | 0 | | | | | | | |
| 08 | Drawing | D0213 | 2 | 0 | 2 | 0 | 0 | 1 | 0 | 1 | 0 | 0 | 66.67 | 0.00 | 66.67 | 0.00 | 0.00 | 14 | 4.67 |
| 08 | Registration | R0213 | 2 | 0 | 0 | 2 | 0 | 0 | 0 | 0 | 0 | 0 | 100.00 | 0.00 | 0.00 | 100.00 | 0.00 | 10 | 5.00 |
| 08 | **TOTAL HUNT** | 0213 | 4 | 0 | 2 | 2 | 0 | 1 | 0 | 1 | 0 | 0 | | | | | | | |
| 08 | Drawing | D0214 | 2 | 0 | 2 | 0 | 0 | 0 | 0 | 0 | 0 | 0 | 100.00 | 0.00 | 100.00 | 0.00 | 0.00 | 11 | 5.50 |
| 08 | Registration | R0214 | 0 | 0 | 0 | 0 | 0 | 2 | 0 | 0 | 2 | 0 | 0.00 | 0.00 | 0.00 | 0.00 | 0.00 | 21 | 10.50 |
| 08 | **TOTAL HUNT** | 0214 | 2 | 0 | 2 | 0 | 0 | 2 | 0 | 0 | 2 | 0 | | | | | | | |

# 1992-93 HUNTER INFORMATION BY SPECIES: BROWN BEAR

| GMU | TYPE | HUNT | SUCCESSFUL HUNTERS TOTAL | UNIT RES | OTHER STATE RES | NON-RES | UNKN. RES | UNSUCCESSFUL HUNTERS TOTAL | UNIT RES | OTHER STATE RES | NON-RES | UNKN. RES | PERCENT SUCCESSFUL TOTAL | UNIT RES | OTHER STATE RES | NON-RES | UNKN. RES | EFFORT TOTAL HUNTER DAYS | EFFORT AVG. HUNTER EFFORT |
|---|---|---|---|---|---|---|---|---|---|---|---|---|---|---|---|---|---|---|---|
| **Unit 08** | | | | | | | | | | | | | | | | | | | |
| 08 | Drawing | D0215 | 0 | 0 | 0 | 0 | 0 | 2 | 0 | 2 | 0 | 0 | 0.00 | 0.00 | 0.00 | 0.00 | 0.00 | 11 | 5.50 |
| 08 | Registration | R0215 | 2 | 0 | 0 | 2 | 0 | 0 | 0 | 0 | 0 | 0 | 100.00 | 0.00 | 0.00 | 100.00 | 0.00 | 11 | 5.50 |
| 08 | **TOTAL HUNT** | 0215 | 2 | 0 | 0 | 2 | 0 | 2 | 0 | 2 | 0 | 0 | | | | | | | |
| 08 | Drawing | D0216 | 0 | 0 | 0 | 0 | 0 | 3 | 1 | 2 | 0 | 0 | 0.00 | 0.00 | 0.00 | 0.00 | 0.00 | 16 | 5.33 |
| 08 | Registration | R0216 | 0 | 0 | 0 | 0 | 0 | 1 | 0 | 0 | 1 | 0 | 0.00 | 0.00 | 0.00 | 0.00 | 0.00 | 7 | 7.00 |
| 08 | **TOTAL HUNT** | 0216 | 0 | 0 | 0 | 0 | 0 | 4 | 1 | 2 | 1 | 0 | | | | | | | |
| 08 | Drawing | D0217 | 1 | 0 | 1 | 0 | 0 | 2 | 1 | 1 | 0 | 0 | 33.33 | 0.00 | 50.00 | 0.00 | 0.00 | 25 | 8.33 |
| 08 | Registration | R0217 | 1 | 0 | 0 | 1 | 0 | 1 | 0 | 0 | 1 | 0 | 50.00 | 0.00 | 0.00 | 50.00 | 0.00 | 19 | 9.50 |
| 08 | **TOTAL HUNT** | 0217 | 2 | 0 | 1 | 1 | 0 | 3 | 1 | 1 | 1 | 0 | | | | | | | |
| 08 | Drawing | D0218 | 0 | 0 | 0 | 0 | 0 | 1 | 0 | 1 | 0 | 0 | 0.00 | 0.00 | 0.00 | 0.00 | 0.00 | 6 | 6.00 |
| 08 | Registration | R0218 | 0 | 0 | 0 | 0 | 0 | 1 | 0 | 0 | 1 | 0 | 0.00 | 0.00 | 0.00 | 0.00 | 0.00 | 12 | 12.00 |
| 08 | **TOTAL HUNT** | 0218 | 0 | 0 | 0 | 0 | 0 | 2 | 0 | 1 | 1 | 0 | | | | | | | |
| 08 | Drawing | D0219 | 1 | 0 | 1 | 0 | 0 | 0 | 0 | 0 | 0 | 0 | 100.00 | 0.00 | 100.00 | 0.00 | 0.00 | 3 | 3.00 |
| 08 | Registration | R0219 | 1 | 0 | 0 | 1 | 0 | 0 | 0 | 0 | 0 | 0 | 100.00 | 0.00 | 0.00 | 100.00 | 0.00 | 7 | 7.00 |
| 08 | **TOTAL HUNT** | 0219 | 2 | 0 | 1 | 1 | 0 | 0 | 0 | 0 | 0 | 0 | | | | | | | |
| 08 | Drawing | D0220 | 0 | 0 | 0 | 0 | 0 | 1 | 0 | 1 | 0 | 0 | 0.00 | 0.00 | 0.00 | 0.00 | 0.00 | 0 | 0.00 |
| 08 | Registration | R0220 | 1 | 0 | 0 | 1 | 0 | 0 | 0 | 0 | 0 | 0 | 100.00 | 0.00 | 0.00 | 100.00 | 0.00 | 7 | 7.00 |
| 08 | **TOTAL HUNT** | 0220 | 1 | 0 | 0 | 1 | 0 | 1 | 0 | 1 | 0 | 0 | | | | | | | |
| 08 | Drawing | D0221 | 1 | 0 | 1 | 0 | 0 | 2 | 0 | 2 | 0 | 0 | 33.33 | 0.00 | 33.33 | 0.00 | 0.00 | 12 | 4.00 |
| 08 | Registration | R0221 | 1 | 0 | 0 | 1 | 0 | 1 | 0 | 0 | 1 | 0 | 50.00 | 0.00 | 0.00 | 50.00 | 0.00 | 17 | 8.50 |
| 08 | **TOTAL HUNT** | 0221 | 2 | 0 | 1 | 1 | 0 | 3 | 0 | 2 | 1 | 0 | | | | | | | |
| 08 | Drawing | D0222 | 0 | 0 | 0 | 0 | 0 | 1 | 0 | 1 | 0 | 0 | 0.00 | 0.00 | 0.00 | 0.00 | 0.00 | 6 | 6.00 |
| 08 | Registration | R0222 | 2 | 0 | 0 | 2 | 0 | 0 | 0 | 0 | 0 | 0 | 100.00 | 0.00 | 0.00 | 100.00 | 0.00 | 21 | 10.50 |
| 08 | **TOTAL HUNT** | 0222 | 2 | 0 | 0 | 2 | 0 | 1 | 0 | 1 | 0 | 0 | | | | | | | |
| 08 | Drawing | D0223 | 0 | 0 | 0 | 0 | 0 | 0 | 0 | 0 | 0 | 0 | 0.00 | 0.00 | 0.00 | 0.00 | 0.00 | 0 | 0.00 |
| 08 | Registration | R0223 | 0 | 0 | 0 | 0 | 0 | 1 | 0 | 0 | 1 | 0 | 0.00 | 0.00 | 0.00 | 0.00 | 0.00 | 15 | 15.00 |
| 08 | **TOTAL HUNT** | 0223 | 0 | 0 | 0 | 0 | 0 | 1 | 0 | 0 | 1 | 0 | | | | | | | |
| 08 | Drawing | D0224 | 1 | 0 | 1 | 0 | 0 | 2 | 1 | 1 | 0 | 0 | 33.33 | 0.00 | 50.00 | 0.00 | 0.00 | 14 | 4.67 |
| 08 | Registration | R0224 | 1 | 0 | 0 | 1 | 0 | 1 | 0 | 0 | 1 | 0 | 50.00 | 0.00 | 0.00 | 50.00 | 0.00 | 15 | 7.50 |
| 08 | **TOTAL HUNT** | 0224 | 2 | 0 | 1 | 1 | 0 | 3 | 1 | 1 | 1 | 0 | | | | | | | |
| 08 | Drawing | D0225 | 0 | 0 | 0 | 0 | 0 | 2 | 0 | 2 | 0 | 0 | 0.00 | 0.00 | 0.00 | 0.00 | 0.00 | 18 | 9.00 |
| 08 | Registration | R0225 | 0 | 0 | 0 | 0 | 0 | 1 | 0 | 0 | 1 | 0 | 0.00 | 0.00 | 0.00 | 0.00 | 0.00 | 9 | 9.00 |
| 08 | **TOTAL HUNT** | 0225 | 0 | 0 | 0 | 0 | 0 | 3 | 0 | 2 | 1 | 0 | | | | | | | |
| 08 | Drawing | D0226 | 3 | 0 | 3 | 0 | 0 | 0 | 0 | 0 | 0 | 0 | 100.00 | 0.00 | 100.00 | 0.00 | 0.00 | 20 | 6.67 |
| 08 | Registration | R0226 | 0 | 0 | 0 | 0 | 0 | 1 | 0 | 0 | 1 | 0 | 0.00 | 0.00 | 0.00 | 0.00 | 0.00 | 10 | 10.00 |
| 08 | **TOTAL HUNT** | 0226 | 3 | 0 | 3 | 0 | 0 | 1 | 0 | 0 | 1 | 0 | | | | | | | |
| 08 | Drawing | D0227 | 0 | 0 | 0 | 0 | 0 | 5 | 2 | 3 | 0 | 0 | 0.00 | 0.00 | 0.00 | 0.00 | 0.00 | 36 | 7.20 |
| 08 | Registration | R0227 | 2 | 0 | 0 | 2 | 0 | 0 | 0 | 0 | 0 | 0 | 100.00 | 0.00 | 0.00 | 100.00 | 0.00 | 9 | 4.50 |
| 08 | **TOTAL HUNT** | 0227 | 2 | 0 | 0 | 2 | 0 | 5 | 2 | 3 | 0 | 0 | | | | | | | |
| 08 | Drawing | D0228 | 0 | 0 | 0 | 0 | 0 | 5 | 0 | 5 | 0 | 0 | 0.00 | 0.00 | 0.00 | 0.00 | 0.00 | 31 | 6.20 |
| 08 | Registration | R0228 | 0 | 0 | 0 | 0 | 0 | 2 | 0 | 0 | 2 | 0 | 0.00 | 0.00 | 0.00 | 0.00 | 0.00 | 15 | 7.50 |
| 08 | **TOTAL HUNT** | 0228 | 0 | 0 | 0 | 0 | 0 | 7 | 0 | 5 | 2 | 0 | | | | | | | |
| 08 | Drawing | D0229 | 3 | 2 | 1 | 0 | 0 | 8 | 2 | 6 | 0 | 0 | 27.27 | 50.00 | 14.29 | 0.00 | 0.00 | 91 | 8.27 |
| 08 | Registration | R0229 | 1 | 0 | 0 | 1 | 0 | 3 | 0 | 0 | 3 | 0 | 25.00 | 0.00 | 0.00 | 25.00 | 0.00 | 36 | 9.00 |
| 08 | **TOTAL HUNT** | 0229 | 4 | 2 | 1 | 1 | 0 | 11 | 2 | 6 | 3 | 0 | | | | | | | |
| 08 | Registration | R0230 | 7 | 5 | 0 | 2 | 0 | 64 | 50 | 10 | 4 | 0 | 9.86 | 9.09 | 0.00 | 33.33 | 0.00 | 463 | 6.52 |
| 08 | Drawing | D0231 | 0 | 0 | 0 | 0 | 0 | 0 | 0 | 0 | 0 | 0 | 0.00 | 0.00 | 0.00 | 0.00 | 0.00 | 0 | 0.00 |
| 08 | Registration | R0231 | 0 | 0 | 0 | 0 | 0 | 1 | 0 | 0 | 1 | 0 | 0.00 | 0.00 | 0.00 | 0.00 | 0.00 | 12 | 12.00 |
| 08 | **TOTAL HUNT** | 0231 | 0 | 0 | 0 | 0 | 0 | 1 | 0 | 0 | 1 | 0 | | | | | | | |

# 1992-93 HUNTER INFORMATION BY SPECIES: BROWN BEAR

| GMU | TYPE | HUNT | SUCCESSFUL HUNTERS TOTAL | UNIT RES | OTHER STATE RES | NON-RES | UNKN. RES | UNSUCCESSFUL HUNTERS TOTAL | UNIT RES | OTHER STATE RES | NON-RES | UNKN. RES | PERCENT SUCCESSFUL TOTAL | UNIT RES | OTHER STATE RES | NON-RES | UNKN. RES | EFFORT TOTAL HUNTER DAYS | EFFORT AVG. HUNTER EFFORT |
|---|---|---|---|---|---|---|---|---|---|---|---|---|---|---|---|---|---|---|---|
| **Unit 08** | | | | | | | | | | | | | | | | | | | |
| 08 | Drawing | D0232 | 0 | 0 | 0 | 0 | 0 | 2 | 1 | 1 | 0 | 0 | 0.00 | 0.00 | 0.00 | 0.00 | 0.00 | 19 | 9.50 |
| 08 | Registration | R0232 | 0 | 0 | 0 | 0 | 0 | 2 | 0 | 0 | 2 | 0 | 0.00 | 0.00 | 0.00 | 0.00 | 0.00 | 13 | 6.50 |
| 08 | **TOTAL HUNT** | 0232 | 0 | 0 | 0 | 0 | 0 | 4 | 1 | 1 | 2 | 0 | | | | | | | |
| 08 | Drawing | D0233 | 1 | 1 | 0 | 0 | 0 | 3 | 0 | 3 | 0 | 0 | 25.00 | 100.00 | 0.00 | 0.00 | 0.00 | 36 | 9.00 |
| 08 | Registration | R0233 | 3 | 0 | 0 | 3 | 0 | 0 | 0 | 0 | 0 | 0 | 100.00 | 0.00 | 0.00 | 100.00 | 0.00 | 26 | 8.67 |
| 08 | **TOTAL HUNT** | 0233 | 4 | 1 | 0 | 3 | 0 | 3 | 0 | 3 | 0 | 0 | | | | | | | |
| 08 | Drawing | D0234 | 2 | 0 | 2 | 0 | 0 | 3 | 0 | 3 | 0 | 0 | 40.00 | 0.00 | 40.00 | 0.00 | 0.00 | 39 | 7.80 |
| 08 | Registration | R0234 | 3 | 0 | 0 | 3 | 0 | 0 | 0 | 0 | 0 | 0 | 100.00 | 0.00 | 0.00 | 100.00 | 0.00 | 19 | 6.33 |
| 08 | **TOTAL HUNT** | 0234 | 5 | 0 | 2 | 3 | 0 | 3 | 0 | 3 | 0 | 0 | | | | | | | |
| 08 | Drawing | D0235 | 1 | 0 | 1 | 0 | 0 | 1 | 0 | 1 | 0 | 0 | 50.00 | 0.00 | 50.00 | 0.00 | 0.00 | 16 | 8.00 |
| 08 | Registration | R0235 | 3 | 0 | 0 | 3 | 0 | 0 | 0 | 0 | 0 | 0 | 100.00 | 0.00 | 0.00 | 100.00 | 0.00 | 10 | 3.33 |
| 08 | **TOTAL HUNT** | 0235 | 4 | 0 | 1 | 3 | 0 | 1 | 0 | 1 | 0 | 0 | | | | | | | |
| 08 | Drawing | D0236 | 2 | 0 | 2 | 0 | 0 | 2 | 0 | 2 | 0 | 0 | 50.00 | 0.00 | 50.00 | 0.00 | 0.00 | 20 | 5.00 |
| 08 | Registration | R0236 | 3 | 0 | 0 | 3 | 0 | 0 | 0 | 0 | 0 | 0 | 100.00 | 0.00 | 0.00 | 100.00 | 0.00 | 13 | 4.33 |
| 08 | **TOTAL HUNT** | 0236 | 5 | 0 | 2 | 3 | 0 | 2 | 0 | 2 | 0 | 0 | | | | | | | |
| 08 | Drawing | D0237 | 3 | 1 | 2 | 0 | 0 | 1 | 1 | 0 | 0 | 0 | 75.00 | 50.00 | 100.00 | 0.00 | 0.00 | 15 | 3.75 |
| 08 | Registration | R0237 | 2 | 0 | 0 | 2 | 0 | 1 | 0 | 0 | 1 | 0 | 66.67 | 0.00 | 0.00 | 66.67 | 0.00 | 30 | 10.00 |
| 08 | **TOTAL HUNT** | 0237 | 5 | 1 | 2 | 2 | 0 | 2 | 1 | 0 | 1 | 0 | | | | | | | |
| 08 | Drawing | D0238 | 0 | 0 | 0 | 0 | 0 | 2 | 0 | 2 | 0 | 0 | 0.00 | 0.00 | 0.00 | 0.00 | 0.00 | 21 | 10.50 |
| 08 | Registration | R0238 | 4 | 0 | 0 | 4 | 0 | 0 | 0 | 0 | 0 | 0 | 100.00 | 0.00 | 0.00 | 100.00 | 0.00 | 37 | 9.25 |
| 08 | **TOTAL HUNT** | 0238 | 4 | 0 | 0 | 4 | 0 | 2 | 0 | 2 | 0 | 0 | | | | | | | |
| 08 | Drawing | D0239 | 1 | 1 | 0 | 0 | 0 | 2 | 0 | 2 | 0 | 0 | 33.33 | 100.00 | 0.00 | 0.00 | 0.00 | 28 | 9.33 |
| 08 | Registration | R0239 | 3 | 0 | 0 | 3 | 0 | 0 | 0 | 0 | 0 | 0 | 100.00 | 0.00 | 0.00 | 100.00 | 0.00 | 27 | 9.00 |
| 08 | **TOTAL HUNT** | 0239 | 4 | 1 | 0 | 3 | 0 | 2 | 0 | 2 | 0 | 0 | | | | | | | |
| 08 | Drawing | D0240 | 1 | 0 | 1 | 0 | 0 | 2 | 0 | 2 | 0 | 0 | 33.33 | 0.00 | 33.33 | 0.00 | 0.00 | 28 | 9.33 |
| 08 | Registration | R0240 | 0 | 0 | 0 | 0 | 0 | 3 | 0 | 0 | 3 | 0 | 0.00 | 0.00 | 0.00 | 0.00 | 0.00 | 28 | 9.33 |
| 08 | **TOTAL HUNT** | 0240 | 1 | 0 | 1 | 0 | 0 | 5 | 0 | 2 | 3 | 0 | | | | | | | |
| 08 | Drawing | D0241 | 4 | 1 | 2 | 1 | 0 | 2 | 0 | 2 | 0 | 0 | 66.67 | 100.00 | 50.00 | 100.00 | 0.00 | 32 | 5.33 |
| 08 | Registration | R0241 | 4 | 0 | 0 | 4 | 0 | 0 | 0 | 0 | 0 | 0 | 100.00 | 0.00 | 0.00 | 100.00 | 0.00 | 41 | 10.25 |
| 08 | **TOTAL HUNT** | 0241 | 8 | 1 | 2 | 5 | 0 | 2 | 0 | 2 | 0 | 0 | | | | | | | |
| 08 | Drawing | D0242 | 1 | 0 | 1 | 0 | 0 | 2 | 0 | 2 | 0 | 0 | 33.33 | 0.00 | 33.33 | 0.00 | 0.00 | 21 | 7.00 |
| 08 | Registration | R0242 | 1 | 0 | 0 | 1 | 0 | 2 | 0 | 0 | 2 | 0 | 33.33 | 0.00 | 0.00 | 33.33 | 0.00 | 29 | 9.67 |
| 08 | **TOTAL HUNT** | 0242 | 2 | 0 | 1 | 1 | 0 | 4 | 0 | 2 | 2 | 0 | | | | | | | |
| 08 | Drawing | D0243 | 4 | 0 | 4 | 0 | 0 | 0 | 0 | 0 | 0 | 0 | 100.00 | 0.00 | 100.00 | 0.00 | 0.00 | 24 | 6.00 |
| 08 | Registration | R0243 | 3 | 0 | 0 | 3 | 0 | 0 | 0 | 0 | 0 | 0 | 100.00 | 0.00 | 0.00 | 100.00 | 0.00 | 26 | 8.67 |
| 08 | **TOTAL HUNT** | 0243 | 7 | 0 | 4 | 3 | 0 | 0 | 0 | 0 | 0 | 0 | | | | | | | |
| 08 | Drawing | D0244 | 0 | 0 | 0 | 0 | 0 | 4 | 0 | 3 | 1 | 0 | 0.00 | 0.00 | 0.00 | 0.00 | 0.00 | 46 | 11.50 |
| 08 | Registration | R0244 | 1 | 0 | 0 | 1 | 0 | 1 | 0 | 0 | 1 | 0 | 50.00 | 0.00 | 0.00 | 50.00 | 0.00 | 16 | 8.00 |
| 08 | **TOTAL HUNT** | 0244 | 1 | 0 | 0 | 1 | 0 | 5 | 0 | 3 | 2 | 0 | | | | | | | |
| 08 | Drawing | D0245 | 1 | 0 | 1 | 0 | 0 | 1 | 0 | 1 | 0 | 0 | 50.00 | 0.00 | 50.00 | 0.00 | 0.00 | 27 | 13.50 |
| 08 | Registration | R0245 | 1 | 0 | 0 | 1 | 0 | 2 | 0 | 0 | 2 | 0 | 33.33 | 0.00 | 0.00 | 33.33 | 0.00 | 28 | 9.33 |
| 08 | **TOTAL HUNT** | 0245 | 2 | 0 | 1 | 1 | 0 | 3 | 0 | 1 | 2 | 0 | | | | | | | |
| 08 | Drawing | D0246 | 2 | 0 | 2 | 0 | 0 | † | 0 | 1 | 0 | 0 | 66.67 | 0.00 | 66.67 | 0.00 | 0.00 | 16 | 5.33 |
| 08 | Registration | R0246 | 2 | 0 | 0 | 2 | 0 | 2 | 0 | 0 | 2 | 0 | 50.00 | 0.00 | 0.00 | 50.00 | 0.00 | 29 | 7.25 |
| 08 | **TOTAL HUNT** | 0246 | 4 | 0 | 2 | 2 | 0 | 3 | 0 | 1 | 2 | 0 | | | | | | | |
| 08 | Drawing | D0247 | 2 | 0 | 2 | 0 | 0 | 2 | 0 | 2 | 0 | 0 | 50.00 | 0.00 | 50.00 | 0.00 | 0.00 | 26 | 6.50 |
| 08 | Registration | R0247 | 1 | 0 | 0 | 1 | 0 | 2 | 0 | 0 | 2 | 0 | 33.33 | 0.00 | 0.00 | 33.33 | 0.00 | 37 | 12.33 |
| 08 | **TOTAL HUNT** | 0247 | 3 | 0 | 2 | 1 | 0 | 4 | 0 | 2 | 2 | 0 | | | | | | | |

# 1992-93 HUNTER INFORMATION BY SPECIES: BROWN BEAR

| GMU | TYPE | HUNT | SUCCESSFUL HUNTERS TOTAL | UNIT RES | OTHER STATE RES | NON-RES | UNKN. RES | UNSUCCESSFUL HUNTERS TOTAL | UNIT RES | OTHER STATE RES | NON-RES | UNKN. RES | PERCENT SUCCESSFUL TOTAL | UNIT RES | OTHER STATE RES | NON-RES | UNKN. RES | EFFORT TOTAL HUNTER DAYS | EFFORT AVG. HUNTER EFFORT |
|---|---|---|---|---|---|---|---|---|---|---|---|---|---|---|---|---|---|---|---|
| **Unit 08** | | | | | | | | | | | | | | | | | | | |
| 08 | Drawing | D0248 | 1 | 0 | 1 | 0 | 0 | 2 | 0 | 2 | 0 | 0 | 33.33 | 0.00 | 33.33 | 0.00 | 0.00 | 28 | 9.33 |
| 08 | Registration | R0248 | 3 | 0 | 0 | 3 | 0 | 1 | 0 | 0 | 1 | 0 | 75.00 | 0.00 | 0.00 | 75.00 | 0.00 | 30 | 7.50 |
| 08 | **TOTAL HUNT** | 0248 | 4 | 0 | 1 | 3 | 0 | 3 | 0 | 2 | 1 | 0 | | | | | | | |
| 08 | Drawing | D0249 | 2 | 0 | 2 | 0 | 0 | 1 | 0 | 1 | 0 | 0 | 66.67 | 0.00 | 66.67 | 0.00 | 0.00 | 21 | 7.00 |
| 08 | Registration | R0249 | 3 | 0 | 0 | 3 | 0 | 0 | 0 | 0 | 0 | 0 | 100.00 | 0.00 | 0.00 | 100.00 | 0.00 | 14 | 4.67 |
| 08 | **TOTAL HUNT** | 0249 | 5 | 0 | 2 | 3 | 0 | 1 | 0 | 1 | 0 | 0 | | | | | | | |
| 08 | Drawing | D0250 | 1 | 0 | 1 | 0 | 0 | 1 | 0 | 1 | 0 | 0 | 50.00 | 0.00 | 50.00 | 0.00 | 0.00 | 13 | 6.50 |
| 08 | Registration | R0250 | 3 | 0 | 0 | 3 | 0 | 0 | 0 | 0 | 0 | 0 | 100.00 | 0.00 | 0.00 | 100.00 | 0.00 | 23 | 7.67 |
| 08 | **TOTAL HUNT** | 0250 | 4 | 0 | 1 | 3 | 0 | 1 | 0 | 1 | 0 | 0 | | | | | | | |
| 08 | Drawing | D0251 | 0 | 0 | 0 | 0 | 0 | 3 | 0 | 3 | 0 | 0 | 0.00 | 0.00 | 0.00 | 0.00 | 0.00 | 30 | 10.00 |
| 08 | Registration | R0251 | 2 | 0 | 0 | 2 | 0 | 1 | 0 | 0 | 1 | 0 | 66.67 | 0.00 | 0.00 | 66.67 | 0.00 | 19 | 6.33 |
| 08 | **TOTAL HUNT** | 0251 | 2 | 0 | 0 | 2 | 0 | 4 | 0 | 3 | 1 | 0 | | | | | | | |
| 08 | Drawing | D0252 | 1 | 0 | 1 | 0 | 0 | 1 | 0 | 1 | 0 | 0 | 50.00 | 0.00 | 50.00 | 0.00 | 0.00 | 8 | 4.00 |
| 08 | Registration | R0252 | 3 | 0 | 0 | 3 | 0 | 1 | 0 | 0 | 1 | 0 | 75.00 | 0.00 | 0.00 | 75.00 | 0.00 | 22 | 5.50 |
| 08 | **TOTAL HUNT** | 0252 | 4 | 0 | 1 | 3 | 0 | 2 | 0 | 1 | 1 | 0 | | | | | | | |
| 08 | Drawing | D0253 | 0 | 0 | 0 | 0 | 0 | 3 | 0 | 3 | 0 | 0 | 0.00 | 0.00 | 0.00 | 0.00 | 0.00 | 29 | 9.67 |
| 08 | Registration | R0253 | 1 | 0 | 0 | 1 | 0 | 1 | 0 | 0 | 1 | 0 | 50.00 | 0.00 | 0.00 | 50.00 | 0.00 | 18 | 9.00 |
| 08 | **TOTAL HUNT** | 0253 | 1 | 0 | 0 | 1 | 0 | 4 | 0 | 3 | 1 | 0 | | | | | | | |
| 08 | Drawing | D0254 | 3 | 0 | 3 | 0 | 0 | 2 | 0 | 2 | 0 | 0 | 60.00 | 0.00 | 60.00 | 0.00 | 0.00 | 39 | 7.80 |
| 08 | Registration | R0254 | 4 | 0 | 0 | 4 | 0 | 0 | 0 | 0 | 0 | 0 | 100.00 | 0.00 | 0.00 | 100.00 | 0.00 | 32 | 8.00 |
| 08 | **TOTAL HUNT** | 0254 | 7 | 0 | 3 | 4 | 0 | 2 | 0 | 2 | 0 | 0 | | | | | | | |
| 08 | Drawing | D0255 | 3 | 0 | 3 | 0 | 0 | 1 | 0 | 1 | 0 | 0 | 75.00 | 0.00 | 75.00 | 0.00 | 0.00 | 20 | 5.00 |
| 08 | Registration | R0255 | 2 | 0 | 0 | 2 | 0 | 1 | 0 | 0 | 1 | 0 | 66.67 | 0.00 | 0.00 | 66.67 | 0.00 | 11 | 3.67 |
| 08 | **TOTAL HUNT** | 0255 | 5 | 0 | 3 | 2 | 0 | 2 | 0 | 1 | 1 | 0 | | | | | | | |
| 08 | Drawing | D0256 | 1 | 0 | 1 | 0 | 0 | 2 | 0 | 2 | 0 | 0 | 33.33 | 0.00 | 33.33 | 0.00 | 0.00 | 24 | 8.00 |
| 08 | Registration | R0256 | 1 | 0 | 0 | 1 | 0 | 1 | 0 | 0 | 1 | 0 | 50.00 | 0.00 | 0.00 | 50.00 | 0.00 | 12 | 6.00 |
| 08 | **TOTAL HUNT** | 0256 | 2 | 0 | 1 | 1 | 0 | 3 | 0 | 2 | 1 | 0 | | | | | | | |
| 08 | Drawing | D0257 | 1 | 1 | 0 | 0 | 0 | 3 | 0 | 3 | 0 | 0 | 25.00 | 100.00 | 0.00 | 0.00 | 0.00 | 17 | 4.25 |
| 08 | Registration | R0257 | 2 | 0 | 0 | 2 | 0 | 2 | 0 | 0 | 2 | 0 | 50.00 | 0.00 | 0.00 | 50.00 | 0.00 | 46 | 11.50 |
| 08 | **TOTAL HUNT** | 0257 | 3 | 1 | 0 | 2 | 0 | 5 | 0 | 3 | 2 | 0 | | | | | | | |
| 08 | Drawing | D0258 | 1 | 0 | 1 | 0 | 0 | 5 | 0 | 5 | 0 | 0 | 16.67 | 0.00 | 16.67 | 0.00 | 0.00 | 46 | 7.67 |
| 08 | Registration | R0258 | 3 | 0 | 0 | 3 | 0 | 0 | 0 | 0 | 0 | 0 | 100.00 | 0.00 | 0.00 | 100.00 | 0.00 | 14 | 4.67 |
| 08 | **TOTAL HUNT** | 0258 | 4 | 0 | 1 | 3 | 0 | 5 | 0 | 5 | 0 | 0 | | | | | | | |
| 08 | Drawing | D0259 | 2 | 1 | 1 | 0 | 0 | 18 | 3 | 15 | 0 | 0 | 10.00 | 25.00 | 6.25 | 0.00 | 0.00 | 165 | 8.25 |
| 08 | Registration | R0259 | 6 | 0 | 0 | 6 | 0 | 4 | 0 | 0 | 4 | 0 | 60.00 | 0.00 | 0.00 | 60.00 | 0.00 | 68 | 6.80 |
| 08 | **TOTAL HUNT** | 0259 | 8 | 1 | 1 | 6 | 0 | 22 | 3 | 15 | 4 | 0 | | | | | | | |
| 08 | Registration | R0260 | 8 | 2 | 2 | 4 | 0 | 61 | 42 | 10 | 9 | 0 | 11.59 | 4.55 | 16.67 | 30.77 | 0.00 | 675 | 9.78 |
| 08 | **TOTAL UNIT** | | 179 | 16 | 58 | 105 | 0 | 291 | 106 | 124 | 61 | 0 | | | | | | | |
| **Unit 09** | | | | | | | | | | | | | | | | | | | |
| 09B | General Season | | 0 | 0 | 0 | 0 | 0 | 0 | 0 | 0 | 0 | 0 | 0.00 | 0.00 | 0.00 | 0.00 | 0.00 | 0 | 0.00 |
| 09C | General Season | | 0 | 0 | 0 | 0 | 0 | 0 | 0 | 0 | 0 | 0 | 0.00 | 0.00 | 0.00 | 0.00 | 0.00 | 0 | 0.00 |
| 09C | Registration | R0261F | 6 | 1 | 1 | 4 | 0 | n/a | n/a | n/a | n/a | n/a | n/a | n/a | n/a | n/a | 0.00 | n/a | n/a |
| 09C | Registration | R0261S | 7 | 4 | 2 | 1 | 0 | n/a | n/a | n/a | n/a | n/a | n/a | n/a | n/a | n/a | 0.00 | n/a | n/a |
| 09C | **TOTAL HUNT** | 0261 | 13 | 5 | 3 | 5 | 0 | n/a | n/a | n/a | n/a | n/a | | | | | | | |
| 09C | **TOTAL SUBUNIT** | | 13 | 5 | 3 | 5 | 0 | 0 | 0 | 0 | 0 | 0 | | | | | | | |
| 09E | Federal | R0264 | 1 | 1 | 0 | 0 | 0 | 0 | 0 | 0 | 0 | 0 | 100.00 | 100.00 | 0.00 | 0.00 | 0.00 | 6 | 6.00 |
| 09 | **TOTAL UNIT** | | 14 | 6 | 3 | 5 | 0 | 0 | 0 | 0 | 0 | 0 | | | | | | | |

# 1992-93 HUNTER INFORMATION BY SPECIES: BROWN BEAR

| GMU | TYPE | HUNT | SUCCESSFUL HUNTERS TOTAL | UNIT RES | OTHER STATE RES | NON-RES | UNKN. RES | UNSUCCESSFUL HUNTERS TOTAL | UNIT RES | OTHER STATE RES | NON-RES | UNKN. RES | PERCENT SUCCESSFUL TOTAL | UNIT RES | OTHER STATE RES | NON-RES | UNKN. RES | EFFORT TOTAL HUNTER DAYS | EFFORT AVG. HUNTER EFFORT |
|---|---|---|---|---|---|---|---|---|---|---|---|---|---|---|---|---|---|---|---|
| **Unit 10** | | | | | | | | | | | | | | | | | | | |
| 10 | Drawing | D0275 | 1 | 0 | 1 | 0 | 0 | 3 | 1 | 1 | 0 | 1 | 25.00 | 0.00 | 50.00 | 0.00 | 0.00 | 19 | 4.75 |
| 10 | Drawing | D0276 | 4 | 1 | 3 | 0 | 0 | 0 | 0 | 0 | 0 | 0 | 100.00 | 100.00 | 100.00 | 0.00 | 0.00 | 26 | 6.50 |
| 10 | **TOTAL UNIT** | | 5 | 1 | 4 | 0 | 0 | 3 | 1 | 1 | 0 | 1 | | | | | | | |
| **Unit 11** | | | | | | | | | | | | | | | | | | | |
| 11 | General Season | | 6 | 0 | 4 | 2 | 0 | n/a | n/a | n/a | n/a | n/a | n/a | 0.00 | n/a | n/a | 0.00 | n/a | n/a |
| 11 | **TOTAL UNIT** | | 6 | 0 | 4 | 2 | 0 | n/a | n/a | n/a | n/a | n/a | | | | | | | |
| **Unit 12** | | | | | | | | | | | | | | | | | | | |
| 12 | General Season | | 24 | 7 | 6 | 11 | 0 | n/a | n/a | n/a | n/a | n/a | n/a | n/a | n/a | n/a | 0.00 | n/a | n/a |
| 12 | **TOTAL UNIT** | | 24 | 7 | 6 | 11 | 0 | n/a | n/a | n/a | n/a | n/a | | | | | | | |
| **Unit 13** | | | | | | | | | | | | | | | | | | | |
| 13A | General Season | | 18 | 2 | 8 | 8 | 0 | n/a | n/a | n/a | n/a | n/a | n/a | n/a | n/a | n/a | 0.00 | n/a | n/a |
| 13B | General Season | | 18 | 2 | 14 | 1 | 1 | n/a | n/a | n/a | n/a | n/a | n/a | n/a | n/a | n/a | n/a | n/a | n/a |
| 13C | General Season | | 10 | 5 | 5 | 0 | 0 | n/a | n/a | n/a | n/a | n/a | n/a | n/a | n/a | 0.00 | 0.00 | n/a | n/a |
| 13D | General Season | | 22 | 3 | 13 | 5 | 1 | n/a | n/a | n/a | n/a | n/a | n/a | n/a | n/a | n/a | n/a | n/a | n/a |
| 13E | General Season | | 42 | 6 | 16 | 19 | 1 | n/a | n/a | n/a | n/a | n/a | n/a | n/a | n/a | n/a | n/a | n/a | n/a |
| 13 | **TOTAL UNIT** | | 110 | 18 | 56 | 33 | 3 | n/a | n/a | n/a | n/a | n/a | | | | | | | |
| **Unit 14** | | | | | | | | | | | | | | | | | | | |
| 14A | General Season | | 6 | 6 | 0 | 0 | 0 | n/a | n/a | n/a | n/a | n/a | n/a | n/a | 0.00 | 0.00 | 0.00 | n/a | n/a |
| 14B | General Season | | 5 | 1 | 0 | 4 | 0 | n/a | n/a | n/a | n/a | n/a | n/a | n/a | 0.00 | n/a | 0.00 | n/a | n/a |
| 14C | General Season | | 0 | 0 | 0 | 0 | 0 | n/a | n/a | n/a | n/a | n/a | 0.00 | 0.00 | 0.00 | 0.00 | 0.00 | n/a | n/a |
| 14 | **TOTAL UNIT** | | 11 | 7 | 0 | 4 | 0 | n/a | n/a | n/a | n/a | n/a | | | | | | | |
| **Unit 15** | | | | | | | | | | | | | | | | | | | |
| 15A | General Season | | 3 | 3 | 0 | 0 | 0 | n/a | n/a | n/a | n/a | n/a | n/a | n/a | 0.00 | 0.00 | 0.00 | n/a | n/a |
| 15B | General Season | | 2 | 2 | 0 | 0 | 0 | n/a | n/a | n/a | n/a | n/a | n/a | n/a | 0.00 | 0.00 | 0.00 | n/a | n/a |
| 15C | General Season | | 9 | 4 | 2 | 3 | 0 | n/a | n/a | n/a | n/a | n/a | n/a | n/a | n/a | n/a | 0.00 | n/a | n/a |
| 15Z | General Season | | 0 | 0 | 0 | 0 | 0 | n/a | n/a | n/a | n/a | n/a | 0.00 | 0.00 | 0.00 | 0.00 | 0.00 | n/a | n/a |
| 15 | **TOTAL UNIT** | | 14 | 9 | 2 | 3 | 0 | n/a | n/a | n/a | n/a | n/a | | | | | | | |
| **Unit 16** | | | | | | | | | | | | | | | | | | | |
| 16A | General Season | | 12 | 2 | 5 | 3 | 2 | n/a | n/a | n/a | n/a | n/a | n/a | n/a | n/a | n/a | n/a | n/a | n/a |
| 16B | General Season | | 64 | 2 | 26 | 35 | 1 | n/a | n/a | n/a | n/a | n/a | n/a | n/a | n/a | n/a | n/a | n/a | n/a |
| 16 | **TOTAL UNIT** | | 76 | 4 | 31 | 38 | 3 | n/a | n/a | n/a | n/a | n/a | | | | | | | |

# 1992-93 HUNTER INFORMATION BY SPECIES: BROWN BEAR

| GMU | TYPE | HUNT | SUCCESSFUL HUNTERS TOTAL | SUCCESSFUL HUNTERS OTHER UNIT RES | SUCCESSFUL HUNTERS OTHER STATE RES | SUCCESSFUL HUNTERS NON-RES | SUCCESSFUL HUNTERS UNKN. RES | UNSUCCESSFUL HUNTERS TOTAL | UNSUCCESSFUL HUNTERS OTHER UNIT RES | UNSUCCESSFUL HUNTERS OTHER STATE RES | UNSUCCESSFUL HUNTERS NON-RES | UNSUCCESSFUL HUNTERS UNKN. RES | PERCENT SUCCESSFUL TOTAL | PERCENT SUCCESSFUL OTHER UNIT RES | PERCENT SUCCESSFUL OTHER STATE RES | PERCENT SUCCESSFUL NON-RES | PERCENT SUCCESSFUL UNKN. RES | EFFORT TOTAL HUNTER DAYS | EFFORT AVG. HUNTER EFFORT |
|---|---|---|---|---|---|---|---|---|---|---|---|---|---|---|---|---|---|---|---|
| **Unit 17** | | | | | | | | | | | | | | | | | | | |
| 17A | General Season | | 4 | 0 | 0 | 4 | 0 | n/a | n/a | n/a | n/a | n/a | n/a | 0.00 | 0.00 | n/a | 0.00 | n/a | n/a |
| 17A | Registration | WBB | n/a | n/a | n/a | n/a | n/a | n/a | n/a | n/a | n/a | n/a | n/a | n/a | n/a | n/a | n/a | n/a | n/a |
| 17A | **TOTAL SUBUNIT** | | 4 | 0 | 0 | 4 | 0 | n/a | n/a | n/a | n/a | n/a | | | | | | | |
| 17B | General Season | | 28 | 2 | 4 | 20 | 2 | n/a | n/a | n/a | n/a | n/a | n/a | n/a | n/a | n/a | n/a | n/a | n/a |
| 17B | Registration | WBB | n/a | n/a | n/a | n/a | n/a | n/a | n/a | n/a | n/a | n/a | n/a | n/a | n/a | n/a | n/a | n/a | n/a |
| 17B | **TOTAL SUBUNIT** | | 28 | 2 | 4 | 20 | 2 | n/a | n/a | n/a | n/a | n/a | | | | | | | |
| 17C | General Season | | 17 | 6 | 0 | 11 | 0 | n/a | n/a | n/a | n/a | n/a | n/a | n/a | 0.00 | n/a | 0.00 | n/a | n/a |
| 17 | **TOTAL UNIT** | | 49 | 8 | 4 | 35 | 2 | n/a | n/a | n/a | n/a | n/a | | | | | | | |
| **Unit 18** | | | | | | | | | | | | | | | | | | | |
| 18 | General Season | | 5 | 1 | 0 | 3 | 1 | n/a | n/a | n/a | n/a | n/a | n/a | n/a | 0.00 | n/a | n/a | n/a | n/a |
| 18 | Registration | WBB | 6 | 6 | 0 | 0 | 0 | 87 | 87 | 0 | 0 | 0 | 6.45 | 6.45 | 0.00 | 0.00 | 0.00 | n/a | n/a |
| 18 | **TOTAL UNIT** | | 11 | 7 | 0 | 3 | 1 | 87 | 87 | 0 | 0 | 0 | | | | | | | |
| **Unit 19** | | | | | | | | | | | | | | | | | | | |
| 19A | General Season | | 9 | 2 | 1 | 6 | 0 | n/a | n/a | n/a | n/a | n/a | n/a | n/a | n/a | n/a | 0.00 | n/a | n/a |
| 19A | Registration | WBB | 0 | 0 | 0 | 0 | 0 | 0 | 0 | 0 | 0 | 0 | 0.00 | 0.00 | 0.00 | 0.00 | 0.00 | 0 | 0.00 |
| 19A | **TOTAL SUBUNIT** | | 9 | 2 | 1 | 6 | 0 | 0 | 0 | 0 | 0 | 0 | | | | | | | |
| 19B | General Season | | 28 | 0 | 6 | 22 | 0 | n/a | n/a | n/a | n/a | n/a | n/a | 0.00 | n/a | n/a | 0.00 | n/a | n/a |
| 19B | Registration | WBB | 0 | 0 | 0 | 0 | 0 | 0 | 0 | 0 | 0 | 0 | 0.00 | 0.00 | 0.00 | 0.00 | 0.00 | 0 | 0.00 |
| 19B | **TOTAL SUBUNIT** | | 28 | 0 | 6 | 22 | 0 | 0 | 0 | 0 | 0 | 0 | | | | | | | |
| 19C | General Season | | 15 | 0 | 3 | 12 | 0 | n/a | n/a | n/a | n/a | n/a | n/a | 0.00 | n/a | n/a | 0.00 | n/a | n/a |
| 19D | General Season | | 4 | 2 | 2 | 0 | 0 | n/a | n/a | n/a | n/a | n/a | n/a | n/a | n/a | 0.00 | 0.00 | n/a | n/a |
| 19 | **TOTAL UNIT** | | 56 | 4 | 12 | 40 | 0 | 0 | 0 | 0 | 0 | 0 | | | | | | | |
| **Unit 20** | | | | | | | | | | | | | | | | | | | |
| 20A | General Season | | 25 | 9 | 5 | 10 | 1 | n/a | n/a | n/a | n/a | n/a | n/a | n/a | n/a | n/a | n/a | n/a | n/a |
| 20B | General Season | | 10 | 6 | 0 | 1 | 3 | n/a | n/a | n/a | n/a | n/a | n/a | n/a | 0.00 | n/a | n/a | n/a | n/a |
| 20C | General Season | | 2 | 1 | 0 | 1 | 0 | n/a | n/a | n/a | n/a | n/a | n/a | n/a | 0.00 | n/a | 0.00 | n/a | n/a |
| 20D | General Season | | 10 | 6 | 4 | 0 | 0 | n/a | n/a | n/a | n/a | n/a | n/a | n/a | n/a | 0.00 | 0.00 | n/a | n/a |
| 20E | General Season | | 14 | 0 | 12 | 2 | 0 | n/a | n/a | n/a | n/a | n/a | n/a | 0.00 | n/a | n/a | 0.00 | n/a | n/a |
| 20F | General Season | | 2 | 1 | 1 | 0 | 0 | n/a | n/a | n/a | n/a | n/a | n/a | n/a | n/a | 0.00 | 0.00 | n/a | n/a |
| 20 | **TOTAL UNIT** | | 63 | 23 | 22 | 14 | 4 | n/a | n/a | n/a | n/a | n/a | | | | | | | |
| **Unit 21** | | | | | | | | | | | | | | | | | | | |
| 21A | General Season | | 2 | 0 | 1 | 1 | 0 | n/a | n/a | n/a | n/a | n/a | n/a | 0.00 | n/a | n/a | 0.00 | n/a | n/a |
| 21B | General Season | | 1 | 0 | 1 | 0 | 0 | n/a | n/a | n/a | n/a | n/a | n/a | 0.00 | n/a | 0.00 | 0.00 | n/a | n/a |
| 21C | General Season | | 1 | 1 | 0 | 0 | 0 | n/a | n/a | n/a | n/a | n/a | n/a | n/a | 0.00 | 0.00 | 0.00 | n/a | n/a |
| 21D | General Season | | 7 | 1 | 0 | 5 | 1 | n/a | n/a | n/a | n/a | n/a | n/a | n/a | 0.00 | n/a | n/a | n/a | n/a |
| 21E | General Season | | 5 | 0 | 0 | 5 | 0 | n/a | n/a | n/a | n/a | n/a | n/a | 0.00 | 0.00 | n/a | 0.00 | n/a | n/a |
| 21 | **TOTAL UNIT** | | 16 | 2 | 2 | 11 | 1 | n/a | n/a | n/a | n/a | n/a | | | | | | | |

# 1992-93 HUNTER INFORMATION BY SPECIES: BROWN BEAR

| | | | SUCCESSFUL HUNTERS | | | | | UNSUCCESSFUL HUNTERS | | | | | PERCENT SUCCESSFUL | | | | | EFFORT | |
|---|---|---|---|---|---|---|---|---|---|---|---|---|---|---|---|---|---|---|---|
| GMU | TYPE | HUNT | TOTAL | UNIT RES | OTHER STATE RES | NON-RES | UNKN. RES | TOTAL | UNIT RES | OTHER STATE RES | NON-RES | UNKN. RES | TOTAL | UNIT RES | OTHER STATE RES | NON-RES | UNKN. RES | TOTAL HUNTER DAYS | AVG. HUNTER EFFORT |
| **Unit 22** | | | | | | | | | | | | | | | | | | | |
| 22A | General Season | | 15 | 3 | 1 | 10 | 1 | n/a | n/a | n/a | n/a | n/a | n/a | n/a | n/a | n/a | n/a | n/a | n/a |
| 22B | General Season | | 9 | 7 | 2 | 0 | 0 | n/a | n/a | n/a | n/a | n/a | n/a | n/a | n/a | 0.00 | 0.00 | n/a | n/a |
| 22B | Drawing | D0271 | 5 | 0 | 0 | 5 | 0 | 1 | 0 | 0 | 1 | 0 | 83.33 | 0.00 | 0.00 | 83.33 | 0.00 | n/a | n/a |
| 22B | Drawing | D0281 | 0 | 0 | 0 | 0 | 0 | n/a | n/a | n/a | n/a | n/a | 0.00 | 0.00 | 0.00 | 0.00 | 0.00 | n/a | n/a |
| 22B | **TOTAL SUBUNIT** | | 14 | 7 | 2 | 5 | 0 | 1 | 0 | 0 | 1 | 0 | | | | | | | |
| 22C | General Season | | 8 | 5 | 2 | 0 | 1 | n/a | n/a | n/a | n/a | n/a | n/a | n/a | n/a | 0.00 | n/a | n/a | n/a |
| 22C | Drawing | D0271 | 0 | 0 | 0 | 0 | 0 | n/a | n/a | n/a | n/a | n/a | 0.00 | 0.00 | 0.00 | 0.00 | 0.00 | n/a | n/a |
| 22C | Drawing | D0281 | 2 | 0 | 0 | 2 | 0 | n/a | n/a | n/a | n/a | n/a | n/a | 0.00 | 0.00 | n/a | 0.00 | n/a | n/a |
| 22C | **TOTAL SUBUNIT** | | 10 | 5 | 2 | 2 | 1 | n/a | n/a | n/a | n/a | n/a | | | | | | | |
| 22D | General Season | | 17 | 12 | 3 | 0 | 2 | n/a | n/a | n/a | n/a | n/a | n/a | n/a | n/a | 0.00 | n/a | n/a | n/a |
| 22D | Drawing | D0274 | 2 | 0 | 0 | 2 | 0 | n/a | n/a | n/a | n/a | n/a | n/a | 0.00 | 0.00 | n/a | 0.00 | n/a | n/a |
| 22D | Drawing | D0299 | 0 | 0 | 0 | 0 | 0 | n/a | n/a | n/a | n/a | n/a | 0.00 | 0.00 | 0.00 | 0.00 | 0.00 | n/a | n/a |
| 22D | **TOTAL SUBUNIT** | | 19 | 12 | 3 | 2 | 2 | n/a | n/a | n/a | n/a | n/a | | | | | | | |
| 22E | General Season | | 2 | 2 | 0 | 0 | 0 | n/a | n/a | n/a | n/a | n/a | n/a | n/a | 0.00 | 0.00 | 0.00 | n/a | n/a |
| 22E | Drawing | D0274 | 0 | 0 | 0 | 0 | 0 | n/a | n/a | n/a | n/a | n/a | 0.00 | 0.00 | 0.00 | 0.00 | 0.00 | n/a | n/a |
| 22E | Drawing | D0299 | 0 | 0 | 0 | 0 | 0 | n/a | n/a | n/a | n/a | n/a | 0.00 | 0.00 | 0.00 | 0.00 | 0.00 | n/a | n/a |
| 22E | **TOTAL SUBUNIT** | | 2 | 2 | 0 | 0 | 0 | n/a | n/a | n/a | n/a | n/a | | | | | | | |
| 22 | **TOTAL UNIT** | | 60 | 29 | 8 | 19 | 4 | 1 | 0 | 0 | 1 | 0 | | | | | | | |
| **Unit 23** | | | | | | | | | | | | | | | | | | | |
| 23 | General Season | | 32 | 5 | 27 | 0 | 0 | n/a | n/a | n/a | n/a | n/a | n/a | n/a | n/a | 0.00 | 0.00 | n/a | n/a |
| 23 | Drawing | D0282 | 7 | 0 | 0 | 7 | 0 | n/a | n/a | n/a | n/a | n/a | n/a | 0.00 | 0.00 | n/a | 0.00 | n/a | n/a |
| 23 | Drawing | D0287 | 3 | 0 | 0 | 3 | 0 | n/a | n/a | n/a | n/a | n/a | n/a | 0.00 | 0.00 | n/a | 0.00 | n/a | n/a |
| 23 | Drawing | D0291 | 2 | 0 | 0 | 2 | 0 | n/a | n/a | n/a | n/a | n/a | n/a | 0.00 | 0.00 | n/a | 0.00 | n/a | n/a |
| 23 | Registration | NWBB | 10 | 10 | 0 | 0 | 0 | 56 | 53 | 3 | 0 | 0 | 15.15 | 15.87 | 0.00 | 0.00 | 0.00 | n/a | n/a |
| 23 | **TOTAL UNIT** | | 54 | 15 | 27 | 12 | 0 | 56 | 53 | 3 | 0 | 0 | | | | | | | |
| **Unit 24** | | | | | | | | | | | | | | | | | | | |
| 24 | General Season | | 14 | 2 | 6 | 6 | 0 | n/a | n/a | n/a | n/a | n/a | n/a | n/a | n/a | n/a | 0.00 | n/a | n/a |
| 24 | Registration | NWBB | 1 | 1 | 0 | 0 | 0 | 9 | 9 | 0 | 0 | 0 | 10.00 | 10.00 | 0.00 | 0.00 | 0.00 | n/a | n/a |
| 24 | **TOTAL UNIT** | | 15 | 3 | 6 | 6 | 0 | 9 | 9 | 0 | 0 | 0 | | | | | | | |
| **Unit 25** | | | | | | | | | | | | | | | | | | | |
| 25A | General Season | | 7 | 0 | 6 | 1 | 0 | n/a | n/a | n/a | n/a | n/a | n/a | 0.00 | n/a | n/a | 0.00 | n/a | n/a |
| 25A | Drawing | D0283 | 1 | 0 | 0 | 1 | 0 | 0 | 0 | 0 | 0 | 0 | 100.00 | 0.00 | 0.00 | 100.00 | 0.00 | 5 | 5.00 |
| 25A | Drawing | D0284 | 3 | 0 | 0 | 3 | 0 | 0 | 0 | 0 | 0 | 0 | 100.00 | 0.00 | 0.00 | 100.00 | 0.00 | 10 | 3.33 |
| 25A | Drawing | D0285 | 5 | 0 | 0 | 5 | 0 | 0 | 0 | 0 | 0 | 0 | 100.00 | 0.00 | 0.00 | 100.00 | 0.00 | 24 | 4.80 |
| 25A | Drawing | D0293 | 0 | 0 | 0 | 0 | 0 | 0 | 0 | 0 | 0 | 0 | 0.00 | 0.00 | 0.00 | 0.00 | 0.00 | 0 | 0.00 |
| 25A | Drawing | D0294 | 0 | 0 | 0 | 0 | 0 | 0 | 0 | 0 | 0 | 0 | 0.00 | 0.00 | 0.00 | 0.00 | 0.00 | 0 | 0.00 |
| 25A | **TOTAL SUBUNIT** | | 16 | 0 | 6 | 10 | 0 | 0 | 0 | 0 | 0 | 0 | | | | | | | |
| 25B | General Season | | 1 | 1 | 0 | 0 | 0 | n/a | n/a | n/a | n/a | n/a | n/a | n/a | 0.00 | 0.00 | 0.00 | n/a | n/a |
| 25C | General Season | | 0 | 0 | 0 | 0 | 0 | n/a | n/a | n/a | n/a | n/a | 0.00 | 0.00 | 0.00 | 0.00 | 0.00 | n/a | n/a |
| 25D | General Season | | 3 | 0 | 0 | 3 | 0 | n/a | n/a | n/a | n/a | n/a | n/a | 0.00 | 0.00 | n/a | 0.00 | n/a | n/a |
| 25 | **TOTAL UNIT** | | 20 | 1 | 6 | 13 | 0 | n/a | n/a | n/a | n/a | n/a | | | | | | | |

# 1992-93 HUNTER INFORMATION BY SPECIES: BROWN BEAR

| GMU | TYPE | HUNT | SUCCESSFUL HUNTERS TOTAL | UNIT RES | OTHER STATE RES | NON-RES | UNKN. RES | UNSUCCESSFUL HUNTERS TOTAL | UNIT RES | OTHER STATE RES | NON-RES | UNKN. RES | PERCENT SUCCESSFUL TOTAL | UNIT RES | OTHER STATE RES | NON-RES | UNKN. RES | EFFORT TOTAL HUNTER DAYS | EFFORT AVG. HUNTER EFFORT |
|---|---|---|---|---|---|---|---|---|---|---|---|---|---|---|---|---|---|---|---|
| **Unit 26** | | | | | | | | | | | | | | | | | | | |
| 26A | General Season | | 9 | 1 | 8 | 0 | 0 | n/a | n/a | n/a | n/a | n/a | n/a | n/a | n/a | 0.00 | 0.00 | n/a | n/a |
| 26A | Drawing | D0280 | 1 | 0 | 0 | 1 | 0 | n/a | n/a | n/a | n/a | n/a | n/a | 0.00 | 0.00 | n/a | 0.00 | n/a | n/a |
| 26A | Drawing | D0286 | 6 | 0 | 0 | 6 | 0 | n/a | n/a | n/a | 0 | 0 | n/a | 0.00 | 0.00 | 100.00 | 0.00 | 27 | 4.50 |
| 26A | Drawing | D0287 | 9 | 0 | 0 | 9 | 0 | 3 | 0 | 0 | 3 | 0 | 75.00 | 0.00 | 0.00 | 75.00 | 0.00 | n/a | n/a |
| 26A | Drawing | D0295 | 2 | 0 | 0 | 2 | 0 | n/a | n/a | n/a | n/a | n/a | n/a | 0.00 | 0.00 | n/a | 0.00 | n/a | n/a |
| 26A | Drawing | D0296 | 3 | 0 | 0 | 3 | 0 | 2 | 0 | 0 | 2 | 0 | 60.00 | 0.00 | 0.00 | 60.00 | 0.00 | n/a | n/a |
| 26A | Registration | NWBB | 1 | 1 | 0 | 0 | 0 | 8 | 8 | 0 | 0 | 0 | 11.11 | 11.11 | 0.00 | 0.00 | 0.00 | n/a | n/a |
| 26A | **TOTAL SUBUNIT** | | 31 | 2 | 8 | 21 | 0 | 13 | 8 | 0 | 5 | 0 | | | | | | | |
| 26B | General Season | | 10 | 0 | 9 | 0 | 1 | n/a | n/a | n/a | n/a | n/a | n/a | 0.00 | n/a | 0.00 | n/a | n/a | n/a |
| 26B | Drawing | D0288 | 3 | 0 | 0 | 3 | 0 | 0 | 0 | 0 | 0 | 0 | 100.00 | 0.00 | 0.00 | 100.00 | 0.00 | 8 | 2.67 |
| 26B | Drawing | D0297 | 1 | 0 | 0 | 1 | 0 | 1 | 0 | 0 | 1 | 0 | 50.00 | 0.00 | 0.00 | 50.00 | 0.00 | n/a | n/a |
| 26B | **TOTAL SUBUNIT** | | 14 | 0 | 9 | 4 | 1 | 1 | 0 | 0 | 1 | 0 | | | | | | | |
| 26C | General Season | | 2 | 1 | 1 | 0 | 0 | n/a | n/a | n/a | n/a | n/a | n/a | n/a | n/a | 0.00 | 0.00 | n/a | n/a |
| 26C | Drawing | D0280 | 0 | 0 | 0 | 0 | 0 | 0 | 0 | 0 | 0 | 0 | 0.00 | 0.00 | 0.00 | 0.00 | 0.00 | 0 | 0.00 |
| 26C | Drawing | D0289 | 2 | 0 | 0 | 2 | 0 | 1 | 0 | 0 | 1 | 0 | 66.67 | 0.00 | 0.00 | 66.67 | 0.00 | 14 | 4.67 |
| 26C | Drawing | D0290 | 2 | 0 | 0 | 2 | 0 | 0 | 0 | 0 | 0 | 0 | 100.00 | 0.00 | 0.00 | 100.00 | 0.00 | 4 | 2.00 |
| 26C | Drawing | D0298 | 0 | 0 | 0 | 0 | 0 | 0 | 0 | 0 | 0 | 0 | 0.00 | 0.00 | 0.00 | 0.00 | 0.00 | 0 | 0.00 |
| 26C | **TOTAL SUBUNIT** | | 6 | 1 | 1 | 4 | 0 | 1 | 0 | 0 | 1 | 0 | | | | | | | |
| 26 | **TOTAL UNIT** | | 51 | 3 | 18 | 29 | 1 | 15 | 8 | 0 | 7 | 0 | | | | | | | |
| **TOTAL STATEWIDE** | | | 1083 | 202 | 342 | 520 | 19 | 797 | 405 | 251 | 140 | 1 | | | | | | | |

# 1992-93 HUNTER INFORMATION BY SPECIES: CARIBOU

| GMU | TYPE | HUNT | SUCCESSFUL HUNTERS TOTAL | UNIT RES | OTHER STATE RES | NON-RES | UNKN. RES | UNSUCCESSFUL HUNTERS TOTAL | UNIT RES | OTHER STATE RES | NON-RES | UNKN. RES | PERCENT SUCCESSFUL TOTAL | UNIT RES | OTHER STATE RES | NON-RES | UNKN. RES | EFFORT TOTAL HUNTER DAYS | EFFORT AVG. HUNTER EFFORT |
|---|---|---|---|---|---|---|---|---|---|---|---|---|---|---|---|---|---|---|---|
| **Unit 07** | | | | | | | | | | | | | | | | | | | |
| 07 | Drawing | D0501 | 15 | 1 | 13 | 1 | 0 | 38 | 4 | 30 | 2 | 2 | 28.30 | 20.00 | 30.23 | 33.33 | 0.00 | 164 | 3.09 |
| 07 | **TOTAL UNIT** | | 15 | 1 | 13 | 1 | 0 | 38 | 4 | 30 | 2 | 2 | | | | | | | |
| **Unit 08** | | | | | | | | | | | | | | | | | | | |
| 08 | General Season | | 2 | 2 | 0 | 0 | 0 | 11 | 4 | 6 | 0 | 1 | 15.38 | 33.33 | 0.00 | 0.00 | 0.00 | 62 | 4.77 |
| 08 | **TOTAL UNIT** | | 2 | 2 | 0 | 0 | 0 | 11 | 4 | 6 | 0 | 1 | | | | | | | |
| **Unit 09** | | | | | | | | | | | | | | | | | | | |
| 09A | General Season | | n/a | n/a | n/a | n/a | n/a | n/a | n/a | n/a | n/a | n/a | n/a | n/a | n/a | n/a | n/a | n/a | n/a |
| 09B | General Season | | n/a | n/a | n/a | n/a | n/a | n/a | n/a | n/a | n/a | n/a | n/a | n/a | n/a | n/a | n/a | n/a | n/a |
| 09C | General Season | | n/a | n/a | n/a | n/a | n/a | n/a | n/a | n/a | n/a | n/a | n/a | n/a | n/a | n/a | n/a | n/a | n/a |
| 09D | General Season | | n/a | n/a | n/a | n/a | n/a | n/a | n/a | n/a | n/a | n/a | n/a | n/a | n/a | n/a | n/a | n/a | n/a |
| 09E | General Season | | n/a | n/a | n/a | n/a | n/a | n/a | n/a | n/a | n/a | n/a | n/a | n/a | n/a | n/a | n/a | n/a | n/a |
| 09 | **TOTAL UNIT** | | n/a | n/a | n/a | n/a | n/a | n/a | n/a | n/a | n/a | n/a | | | | | | | |
| **Unit 10** | | | | | | | | | | | | | | | | | | | |
| 10 | General Season | | n/a | n/a | n/a | n/a | n/a | n/a | n/a | n/a | n/a | n/a | n/a | n/a | n/a | n/a | n/a | n/a | n/a |
| 10 | Registration | R0550 | 97 | 0 | 92 | 5 | 0 | 75 | 0 | 53 | 22 | 0 | 56.40 | 0.00 | 63.45 | 18.52 | 0.00 | 1179 | 6.85 |
| 10 | **TOTAL UNIT** | | 97 | 0 | 92 | 5 | 0 | 75 | 0 | 53 | 22 | 0 | | | | | | | |
| **Unit 12** | | | | | | | | | | | | | | | | | | | |
| 12 | General Season | | n/a | n/a | n/a | n/a | n/a | n/a | n/a | n/a | n/a | n/a | n/a | n/a | n/a | n/a | n/a | n/a | n/a |
| 12 | Federal | R0512 | 0 | 0 | 0 | 0 | 0 | 0 | 0 | 0 | 0 | 0 | 0.00 | 0.00 | 0.00 | 0.00 | 0.00 | 0 | 0.00 |
| 12 | **TOTAL UNIT** | | 0 | 0 | 0 | 0 | 0 | 0 | 0 | 0 | 0 | 0 | | | | | | | |
| **Unit 13** | | | | | | | | | | | | | | | | | | | |
| 13A | Federal | R0513 | 2 | 2 | 0 | 0 | 0 | 30 | 30 | 0 | 0 | 0 | 6.25 | 6.25 | 0.00 | 0.00 | 0.00 | 267 | 8.34 |
| 13A | Tier II | T0566 | 766 | 61 | 705 | 0 | 0 | 604 | 79 | 525 | 0 | 0 | 55.91 | 43.57 | 57.32 | 0.00 | 0.00 | 7491 | 5.47 |
| 13A | **TOTAL SUBUNIT** | | 768 | 63 | 705 | 0 | 0 | 634 | 109 | 525 | 0 | 0 | | | | | | | |
| 13B | Federal | R0513 | 438 | 420 | 15 | 0 | 3 | 444 | 423 | 21 | 0 | 0 | 49.66 | 49.82 | 41.67 | 0.00 | 100.00 | 5235 | 5.94 |
| 13B | Tier II | T0566 | 1076 | 94 | 982 | 0 | 0 | 344 | 82 | 262 | 0 | 0 | 75.77 | 53.41 | 78.94 | 0.00 | 0.00 | 5952 | 4.19 |
| 13B | **TOTAL SUBUNIT** | | 1514 | 514 | 997 | 0 | 3 | 788 | 505 | 283 | 0 | 0 | | | | | | | |
| 13C | Federal | R0513 | 5 | 5 | 0 | 0 | 0 | 7 | 7 | 0 | 0 | 0 | 41.67 | 41.67 | 0.00 | 0.00 | 0.00 | 47 | 3.92 |
| 13C | Tier II | T0566 | 34 | 10 | 24 | 0 | 0 | 28 | 10 | 18 | 0 | 0 | 54.84 | 50.00 | 57.14 | 0.00 | 0.00 | 539 | 8.69 |
| 13C | **TOTAL SUBUNIT** | | 39 | 15 | 24 | 0 | 0 | 35 | 17 | 18 | 0 | 0 | | | | | | | |
| 13D | Federal | R0513 | 1 | 1 | 0 | 0 | 0 | 8 | 8 | 0 | 0 | 0 | 11.11 | 11.11 | 0.00 | 0.00 | 0.00 | 82 | 9.11 |
| 13D | Tier II | T0566 | 28 | 10 | 18 | 0 | 0 | 18 | 5 | 13 | 0 | 0 | 60.87 | 66.67 | 58.06 | 0.00 | 0.00 | 209 | 4.54 |
| 13D | **TOTAL SUBUNIT** | | 29 | 11 | 18 | 0 | 0 | 26 | 13 | 13 | 0 | 0 | | | | | | | |
| 13E | Federal | R0513 | 24 | 22 | 2 | 0 | 0 | 21 | 21 | 0 | 0 | 0 | 53.33 | 51.16 | 100.00 | 0.00 | 0.00 | 482 | 10.71 |
| 13E | Tier II | T0566 | 1115 | 36 | 1079 | 0 | 0 | 285 | 21 | 264 | 0 | 0 | 79.64 | 63.16 | 80.34 | 0.00 | 0.00 | 5248 | 3.75 |
| 13E | **TOTAL SUBUNIT** | | 1139 | 58 | 1081 | 0 | 0 | 306 | 42 | 264 | 0 | 0 | | | | | | | |

# 1992-93 HUNTER INFORMATION BY SPECIES: CARIBOU

| GMU | TYPE | HUNT | SUCCESSFUL HUNTERS TOTAL | UNIT RES | OTHER STATE RES | NON-RES | UNKN. RES | UNSUCCESSFUL HUNTERS TOTAL | UNIT RES | OTHER STATE RES | NON-RES | UNKN. RES | PERCENT SUCCESSFUL TOTAL | UNIT RES | OTHER STATE RES | NON-RES | UNKN. RES | EFFORT TOTAL HUNTER DAYS | EFFORT AVG. HUNTER EFFORT |
|---|---|---|---|---|---|---|---|---|---|---|---|---|---|---|---|---|---|---|---|
| **Unit 13** | | | | | | | | | | | | | | | | | | | |
| 13Z | Federal | R0513 | 18 | 18 | 0 | 0 | 0 | 214 | 208 | 6 | 0 | 0 | 7.76 | 7.96 | 0.00 | 0.00 | 0.00 | 2349 | 10.13 |
| 13Z | Tier II | T0566 | 395 | 37 | 358 | 0 | 0 | 459 | 98 | 361 | 0 | 0 | 46.25 | 27.41 | 49.79 | 0.00 | 0.00 | 4857 | 5.69 |
| 13Z | **TOTAL SUBUNIT** | | 413 | 55 | 358 | 0 | 0 | 673 | 306 | 367 | 0 | 0 | | | | | | | |
| 13 | **TOTAL UNIT** | | 3902 | 716 | 3183 | 0 | 3 | 2462 | 992 | 1470 | 0 | 0 | | | | | | | |
| **Unit 14** | | | | | | | | | | | | | | | | | | | |
| 14A | Tier II | T0566 | 1 | 1 | 0 | 0 | 0 | 1 | 1 | 0 | 0 | 0 | 50.00 | 50.00 | 0.00 | 0.00 | 0.00 | 7 | 3.50 |
| 14B | Tier II | T0566 | 34 | 34 | 0 | 0 | 0 | 23 | 21 | 2 | 0 | 0 | 59.65 | 61.82 | 0.00 | 0.00 | 0.00 | 242 | 4.25 |
| 14 | **TOTAL UNIT** | | 35 | 35 | 0 | 0 | 0 | 24 | 22 | 2 | 0 | 0 | | | | | | | |
| **Unit 15** | | | | | | | | | | | | | | | | | | | |
| 15A | Drawing | D0506 | 1 | 1 | 0 | 0 | 0 | 2 | 0 | 2 | 0 | 0 | 33.33 | 100.00 | 0.00 | 0.00 | 0.00 | 29 | 9.67 |
| 15 | **TOTAL UNIT** | | 1 | 1 | 0 | 0 | 0 | 2 | 0 | 2 | 0 | 0 | | | | | | | |
| **Unit 16** | | | | | | | | | | | | | | | | | | | |
| 16A | General Season | | 0 | 0 | 0 | 0 | 0 | n/a | n/a | n/a | n/a | n/a | 0.00 | 0.00 | 0.00 | 0.00 | 0.00 | n/a | n/a |
| 16B | General Season | | n/a | n/a | n/a | n/a | n/a | n/a | n/a | n/a | n/a | n/a | n/a | n/a | n/a | n/a | n/a | n/a | n/a |
| 16 | **TOTAL UNIT** | | 0 | 0 | 0 | 0 | 0 | n/a | n/a | n/a | n/a | n/a | | | | | | | |
| **Unit 17** | | | | | | | | | | | | | | | | | | | |
| 17B | General Season | | n/a | n/a | n/a | n/a | n/a | n/a | n/a | n/a | n/a | n/a | n/a | n/a | n/a | n/a | n/a | n/a | n/a |
| 17C | General Season | | n/a | n/a | n/a | n/a | n/a | n/a | n/a | n/a | n/a | n/a | n/a | n/a | n/a | n/a | n/a | n/a | n/a |
| 17 | **TOTAL UNIT** | | n/a | n/a | n/a | n/a | n/a | n/a | n/a | n/a | n/a | n/a | | | | | | | |
| **Unit 18** | | | | | | | | | | | | | | | | | | | |
| 18 | General Season | | 0 | 0 | 0 | 0 | 0 | n/a | n/a | n/a | n/a | n/a | 0.00 | 0.00 | 0.00 | 0.00 | 0.00 | n/a | n/a |
| 18 | Federal | R0518 | 63 | 63 | 0 | 0 | 0 | 81 | 81 | 0 | 0 | 0 | 43.75 | 43.75 | 0.00 | 0.00 | 0.00 | n/a | n/a |
| 18 | Registration | R0567 | 24 | 24 | 0 | 0 | 0 | 183 | 183 | 0 | 0 | 0 | 11.59 | 11.59 | 0.00 | 0.00 | 0.00 | n/a | n/a |
| 18 | **TOTAL UNIT** | | 87 | 87 | 0 | 0 | 0 | 264 | 264 | 0 | 0 | 0 | | | | | | | |
| **Unit 19** | | | | | | | | | | | | | | | | | | | |
| 19A | General Season | | 51 | 0 | 37 | 14 | 0 | n/a | n/a | n/a | n/a | n/a | n/a | 0.00 | n/a | n/a | 0.00 | n/a | n/a |
| 19B | General Season | | 323 | 0 | 134 | 189 | 0 | n/a | n/a | n/a | n/a | n/a | n/a | 0.00 | n/a | n/a | 0.00 | n/a | n/a |
| 19C | General Season | | 116 | 0 | 59 | 56 | 1 | n/a | n/a | n/a | n/a | n/a | n/a | 0.00 | n/a | n/a | n/a | n/a | n/a |
| 19D | General Season | | 19 | 0 | 5 | 14 | 0 | n/a | n/a | n/a | n/a | n/a | n/a | 0.00 | n/a | n/a | 0.00 | n/a | n/a |
| 19 | **TOTAL UNIT** | | 509 | 0 | 235 | 273 | 1 | n/a | n/a | n/a | n/a | n/a | | | | | | | |
| **Unit 20** | | | | | | | | | | | | | | | | | | | |
| 20A | General Season | | n/a | n/a | n/a | n/a | n/a | n/a | n/a | n/a | n/a | n/a | n/a | n/a | n/a | n/a | n/a | n/a | n/a |
| 20B | General Season | | n/a | n/a | n/a | n/a | n/a | n/a | n/a | n/a | n/a | n/a | n/a | n/a | n/a | n/a | n/a | n/a | n/a |
| 20B | Drawing | D0577 | 1 | 1 | 0 | 0 | 0 | 7 | 5 | 1 | 0 | 1 | 12.50 | 16.67 | 0.00 | 0.00 | 0.00 | 25 | 3.13 |
| 20B | Drawing | D0578 | 0 | 0 | 0 | 0 | 0 | 3 | 0 | 3 | 0 | 0 | 0.00 | 0.00 | 0.00 | 0.00 | 0.00 | 3 | 1.00 |
| 20B | **TOTAL SUBUNIT** | | 1 | 1 | 0 | 0 | 0 | 10 | 5 | 4 | 0 | 1 | | | | | | | |

# 1992-93 HUNTER INFORMATION BY SPECIES: CARIBOU

| GMU | TYPE | HUNT | SUCCESSFUL HUNTERS TOTAL | UNIT RES | OTHER STATE RES | NON-RES | UNKN. RES | UNSUCCESSFUL HUNTERS TOTAL | UNIT RES | OTHER STATE RES | NON-RES | UNKN. RES | PERCENT SUCCESSFUL TOTAL | UNIT RES | OTHER STATE RES | NON-RES | UNKN. RES | EFFORT TOTAL HUNTER DAYS | EFFORT AVG. HUNTER EFFORT |
|---|---|---|---|---|---|---|---|---|---|---|---|---|---|---|---|---|---|---|---|
| **Unit 20** | | | | | | | | | | | | | | | | | | | |
| 20E | General Season | | n/a | n/a | n/a | n/a | n/a | n/a | n/a | n/a | n/a | n/a | n/a | n/a | n/a | n/a | n/a | n/a | n/a |
| 20E | Federal | R0520 | 15 | 8 | 7 | 0 | 0 | 28 | 11 | 17 | 0 | 0 | 34.88 | 42.11 | 29.17 | 0.00 | 0.00 | 164 | 3.81 |
| 20E | Federal | R0575 | 56 | 24 | 31 | 0 | 1 | 98 | 43 | 55 | 0 | 0 | 36.36 | 35.82 | 36.05 | 0.00 | 100.00 | 403 | 2.62 |
| 20E | Registration | R0575 | 266 | 139 | 123 | 0 | 4 | 525 | 245 | 273 | 0 | 7 | 33.63 | 36.20 | 31.06 | 0.00 | 36.36 | 1716 | 2.17 |
| 20E | **TOTAL HUNT** | 0575 | 322 | 163 | 154 | 0 | 5 | 623 | 288 | 328 | 0 | 7 | | | | | | | |
| 20E | **TOTAL SUBUNIT** | | 337 | 171 | 161 | 0 | 5 | 651 | 299 | 345 | 0 | 7 | | | | | | | |
| 20F | General Season | | n/a | n/a | n/a | n/a | n/a | n/a | n/a | n/a | n/a | n/a | n/a | n/a | n/a | n/a | n/a | n/a | n/a |
| 20F | Drawing | D0577 | 0 | 0 | 0 | 0 | 0 | 1 | 0 | 1 | 0 | 0 | 0.00 | 0.00 | 0.00 | 0.00 | 0.00 | 2 | 2.00 |
| 20F | Drawing | D0578 | 0 | 0 | 0 | 0 | 0 | 0 | 0 | 0 | 0 | 0 | 0.00 | 0.00 | 0.00 | 0.00 | 0.00 | 0 | 0.00 |
| 20F | **TOTAL SUBUNIT** | | 0 | 0 | 0 | 0 | 0 | 1 | 0 | 1 | 0 | 0 | | | | | | | |
| 20 | **TOTAL UNIT** | | 338 | 172 | 161 | 0 | 5 | 662 | 304 | 350 | 0 | 8 | | | | | | | |
| **Unit 21** | | | | | | | | | | | | | | | | | | | |
| 21A | General Season | | 3 | 0 | 3 | 0 | 0 | n/a | n/a | n/a | n/a | n/a | n/a | 0.00 | n/a | 0.00 | 0.00 | n/a | n/a |
| 21B | General Season | | n/a | n/a | n/a | n/a | n/a | n/a | n/a | n/a | n/a | n/a | n/a | n/a | n/a | n/a | n/a | n/a | n/a |
| 21C | General Season | | n/a | n/a | n/a | n/a | n/a | n/a | n/a | n/a | n/a | n/a | n/a | n/a | n/a | n/a | n/a | n/a | n/a |
| 21D | General Season | | n/a | n/a | n/a | n/a | n/a | n/a | n/a | n/a | n/a | n/a | n/a | n/a | n/a | n/a | n/a | n/a | n/a |
| 21E | General Season | | 0 | 0 | 0 | 0 | 0 | n/a | n/a | n/a | n/a | n/a | 0.00 | 0.00 | 0.00 | 0.00 | 0.00 | n/a | n/a |
| 21 | **TOTAL UNIT** | | 3 | 0 | 3 | 0 | 0 | n/a | n/a | n/a | n/a | n/a | | | | | | | |
| **Unit 22** | | | | | | | | | | | | | | | | | | | |
| 22A | General Season | | n/a | n/a | n/a | n/a | n/a | n/a | n/a | n/a | n/a | n/a | n/a | n/a | n/a | n/a | n/a | n/a | n/a |
| 22B | General Season | | n/a | n/a | n/a | n/a | n/a | n/a | n/a | n/a | n/a | n/a | n/a | n/a | n/a | n/a | n/a | n/a | n/a |
| 22 | **TOTAL UNIT** | | n/a | n/a | n/a | n/a | n/a | n/a | n/a | n/a | n/a | n/a | | | | | | | |
| **Unit 23** | | | | | | | | | | | | | | | | | | | |
| 23 | General Season | | n/a | n/a | n/a | n/a | n/a | n/a | n/a | n/a | n/a | n/a | n/a | n/a | n/a | n/a | n/a | n/a | n/a |
| 23 | **TOTAL UNIT** | | n/a | n/a | n/a | n/a | n/a | n/a | n/a | n/a | n/a | n/a | | | | | | | |
| **Unit 24** | | | | | | | | | | | | | | | | | | | |
| 24 | General Season | | n/a | n/a | n/a | n/a | n/a | n/a | n/a | n/a | n/a | n/a | n/a | n/a | n/a | n/a | n/a | n/a | n/a |
| 24 | **TOTAL UNIT** | | n/a | n/a | n/a | n/a | n/a | n/a | n/a | n/a | n/a | n/a | | | | | | | |
| **Unit 25** | | | | | | | | | | | | | | | | | | | |
| 25A | General Season | | 47 | 1 | 18 | 28 | 0 | n/a | n/a | n/a | n/a | n/a | n/a | n/a | n/a | n/a | 0.00 | n/a | n/a |
| 25B | General Season | | 16 | 5 | 9 | 2 | 0 | n/a | n/a | n/a | n/a | n/a | n/a | n/a | n/a | n/a | 0.00 | n/a | n/a |
| 25C | General Season | | n/a | n/a | n/a | n/a | n/a | n/a | n/a | n/a | n/a | n/a | n/a | n/a | n/a | n/a | n/a | n/a | n/a |
| 25C | Drawing | D0577 | 1 | 0 | 1 | 0 | 0 | 6 | 0 | 6 | 0 | 0 | 14.29 | 0.00 | 14.29 | 0.00 | 0.00 | 24 | 3.43 |
| 25C | Drawing | D0578 | 1 | 0 | 1 | 0 | 0 | 2 | 0 | 2 | 0 | 0 | 33.33 | 0.00 | 33.33 | 0.00 | 0.00 | 6 | 2.00 |
| 25C | **TOTAL SUBUNIT** | | 2 | 0 | 2 | 0 | 0 | 8 | 0 | 8 | 0 | 0 | | | | | | | |
| 25D | General Season | | 0 | 0 | 0 | 0 | 0 | n/a | n/a | n/a | n/a | n/a | 0.00 | 0.00 | 0.00 | 0.00 | 0.00 | n/a | n/a |
| 25 | **TOTAL UNIT** | | 65 | 6 | 29 | 30 | 0 | 8 | 0 | 8 | 0 | 0 | | | | | | | |

# 1992-93 HUNTER INFORMATION BY SPECIES: CARIBOU

| GMU | TYPE | HUNT | SUCCESSFUL HUNTERS TOTAL | UNIT RES | OTHER STATE RES | NON-RES | UNKN. RES | UNSUCCESSFUL HUNTERS TOTAL | UNIT RES | OTHER STATE RES | NON-RES | UNKN. RES | PERCENT SUCCESSFUL TOTAL | UNIT RES | OTHER STATE RES | NON-RES | UNKN. RES | EFFORT TOTAL HUNTER DAYS | EFFORT AVG. HUNTER EFFORT |
|---|---|---|---|---|---|---|---|---|---|---|---|---|---|---|---|---|---|---|---|
| **Unit 26** | | | | | | | | | | | | | | | | | | | |
| 26A | General Season | 92 | 0 | 48 | 44 | 0 | 21 | n/a | 16 | 5 | 0 | 81.42 | 0.00 | 75.00 | 89.80 | 0.00 | 959 | 8.49 | |
| 26B | General Season | 382 | 0 | 308 | 74 | 0 | n/a | n/a | n/a | n/a | n/a | n/a | 0.00 | n/a | n/a | 0.00 | n/a | n/a | |
| 26C | General Season | 31 | 26 | 4 | 1 | 0 | n/a | n/a | n/a | n/a | n/a | n/a | n/a | n/a | n/a | 0.00 | n/a | n/a | |
| 26 | **TOTAL UNIT** | 505 | 26 | 360 | 119 | 0 | 21 | n/a | 16 | 5 | 0 | | | | | | | | |
| | **TOTAL STATEWIDE** | 5559 | 1046 | 4076 | 428 | 9 | 3567 | 1590 | 1937 | 29 | 11 | | | | | | | | |

# *CARIBOU HERDS BY UNIT/SUBUNIT*

| HERD | UNIT |
|---|---|
| Adak | 10 |
| Alaska Peninsula (N) | 9C,E |
| Alaska Peninsula (S) | 9D |
| Andreafsky[3] | 18, 21E, 22A |
| Beaver Mountains[6] | 19A,D, 21A |
| Big River | 19C |
| Central Arctic | 26A,B,C |
| Chisana | 12 |
| Delta[5] | 20A, 20C |
| Denali | 13E, 20C |
| Fortymile | 12, 20B,D,E, 25C |
| Fox River[2] | 15C |
| Galena Mountain[1] | 21B,C,D |
| Kenai Lowlands | 15A |
| Kenai Mountains | 7 |
| Kilbuck Mountains | 18, 19B |
| Killey River[2] | 15B |
| Kokrines[1] | 20F,21B,C,D,24 |
| Kuskokwim Mountains[6] | 19A,D, 21A |
| Macomb | 12, 20D |
| Mentasta | 11, 12 |
| Mulchatna | 9B,C, 17B,C, 19A,B |
| Nelchina | 12, 13A,B,C,D,E, 14B |
| Nushagak Peninsula | 17A,C |
| Porcupine | 25, 26B,C |
| Rainy Pass | 16B, 19B,C |
| Ray Mountains[1] | 20F, 21C, 24 |
| Sunshine Mountains | 19D, 21A |
| Teshekpuk[4] | 26A |
| Tonzona | 19C, 20C |
| Tustumena Bench[2] | 15B,C |
| Western Arctic[4] | 21C,D,E, 22A,B, 23, 24, 26A |
| White Mountains | 20B,F, 25C,D |
| Wolf Mountain[1] | 21B,C,D, 24 |
| Yanert[5] | 20A |

[1]Galena Mountain,Ray Mountains, and Wolf Mountains herds comprise the Kokrines Herd.
[2]Tustumena Bench Herd has split into Killey River and Fox River Herds.
[3]Andreafsky Herd may not exist anymore
[4]Teshekpuk Herd included in W. Arctic Herd
[5]Yankert Herd included in Delta Herd
[6]Kuskokwim Mountains Herd same as Beaver Mountains Herd

# 1992-93 CARIBOU HUNTER INFORMATION BY HERD

| HERD | GENERAL SEASON NUMBER OF HUNTERS | GENERAL SEASON PERCENT SUCCESSFUL | DRAWING PERMITS NUMBER OF PERMITS | DRAWING PERMITS NUMBER OF HUNTERS | DRAWING PERMITS PERCENT SUCCESSFUL | REGISTRATION PERMITS NUMBER OF PERMITS | REGISTRATION PERMITS NUMBER OF HUNTERS | REGISTRATION PERMITS TOTAL PERCENT SUCCESSFUL | EFFORT TOTAL HUNTERS | EFFORT HUNTER DAYS | EFFORT AVG. HUNTER EFFORT |
|---|---|---|---|---|---|---|---|---|---|---|---|
| ADAK | | | 0 | | | 346 | 172 | 56.40 | 172 | 1179 | 6.9 |
| ANDREAFSKY | | | 0 | | | 0 | | | | | |
| BEAVER MOUNTAINS | 7 | 71.43 | 0 | | | 0 | | | 7 | 17 | 2.4 |
| BIG RIVER | 39 | 71.79 | 0 | | | 0 | | | 39 | 408 | 10.5 |
| CENTRAL ARCTIC | n/a | n/a | 0 | | | 0 | | | n/a | n/a | n/a |
| CHISANA | 29 | 58.62 | 0 | | | 0 | | | 29 | n/a | n/a |
| DELTA | | | 0 | | | 0 | | | | | |
| DENALI | | | 0 | | | 0 | | | | | |
| FORTYMILE | n/a | n/a | 0 | | | 1050 | 988 | 34.11 | n/a | n/a | n/a |
| FOX RIVER | | | 0 | | | 0 | | | | | |
| GALENA MOUNTAIN | 6 | 83.33 | 0 | | | 0 | | | 6 | n/a | n/a |
| KENAI LOWLANDS | | | 3 | 3 | 33.33 | 0 | | | 3 | 11 | 3.7 |
| KENAI MOUNTAINS | | | 100 | 53 | 28.30 | 0 | | | 53 | 164 | 3.1 |
| KILBUCK MOUNTAINS | | | 0 | | | 404 | 192 | 45.31 | 192 | n/a | n/a |
| KILLEY RIVER | | | 0 | | | 0 | | | | | |
| KUSKOKWIM MOUNTAINS | n/a | n/a | 0 | | | 0 | | | n/a | n/a | n/a |
| MACOMB | | | 0 | | | 0 | | | | | |
| MENTASTA | | | 0 | | | 0 | | | | | |
| MULCHATNA | 1822 | 90.66 | 0 | | | 0 | | | 1822 | 8538 | 4.7 |
| N. ALASKA PENINSULA | 797 | 81.30 | 0 | | | 0 | | | 797 | n/a | n/a |
| NELCHINA | | | 6503 | 5211 | 66.19 | 2014 | 1212 | 40.26 | 6423 | 33007 | 5.1 |
| NUSHAGAK PENINSULA | | | 0 | | | 0 | | | | | |
| PORCUPINE | n/a | n/a | 0 | | | 0 | | | n/a | n/a | n/a |

**HERD COMMENTS**

| | |
|---|---|
| ADAK | MULTIPLE BAG LIMIT |
| ANDREAFSKY | HERD MAY BE NONEXISTENT—NO KNOWN HARVEST |
| BEAVER MOUNTAINS | INCLUDES KUSKOKWIM MTS HARVEST |
| CENTRAL ARCTIC | MULTIPLE BAG LIMIT |
| DELTA | NO OPEN SEASON—INCLUDES YANERT HERD |
| DENALI | NO OPEN SEASON—NO KNOWN HARVEST |
| FORTYMILE | GENERAL SEASON AND STATE REGISTRATION HUNTS CLOSED EARLY |
| FOX RIVER | NO OPEN SEASON. |
| KILBUCK MOUNTAINS | REGISTRATION TOTALS REPRESENT COMBINED STATE AND FEDERAL HUNTS |
| KILLEY RIVER | NO OPEN SEASON. |
| KUSKOKWIM MOUNTAINS | HARVEST INCLUDED IN BEAVER MTS HERD |
| MACOMB | REGISTRATION HUNT NOT HELD |
| MENTASTA | NO OPEN SEASON |
| MULCHATNA | MULTIPLE BAG LIMIT—HIGH UNREPORTED HARVEST |
| N. ALASKA PENINSULA | MULTIPLE BAG LIMIT |
| NELCHINA | DRAWING PERMIT FIGURES REPRESENT STATE TIER II PERMIT HUNT |
| NUSHAGAK PENINSULA | NO OPEN SEASON. |
| PORCUPINE | MULTIPLE BAG LIMIT |

# *1992-93 CARIBOU HUNTER INFORMATION BY HERD*

| | GENERAL SEASON | | DRAWING PERMITS | | | REGISTRATION PERMITS | | | EFFORT | | |
|---|---|---|---|---|---|---|---|---|---|---|---|
| HERD | NUMBER OF HUNTERS | PERCENT SUCCESSFUL | NUMBER OF PERMITS | NUMBER OF HUNTERS | PERCENT SUCCESSFUL | NUMBER OF PERMITS | NUMBER OF HUNTERS | TOTAL PERCENT SUCCESSFUL | TOTAL HUNTERS | HUNTER DAYS | AVG. HUNTER EFFORT |
| RAINY PASS | 142 | 64.79 | 0 | | | 0 | | | 142 | 703 | 4.9 |
| RAY MOUNTAINS | 11 | 45.45 | 0 | | | 0 | | | 11 | n/a | n/a |
| S. ALASKA PENINSULA | 36 | 69.44 | 0 | | | 0 | | | 36 | n/a | n/a |
| SUNSHINE MOUNTAINS | 2 | 100.00 | 0 | | | 0 | | | 2 | 24 | 12.0 |
| TESHEKPUK | n/a | n/a | 0 | | | 0 | | | n/a | n/a | n/a |
| TONZONA | 10 | 50.00 | 0 | | | 0 | | | 10 | 14 | 1.4 |
| TUSTUMENA | | | 0 | | | 0 | | | | | |
| WESTERN ARCTIC | n/a | n/a | 0 | | | 0 | | | n/a | n/a | n/a |
| WHITE MOUNTAINS | 114 | 13.16 | 100 | 22 | 13.64 | 0 | | | 136 | 472 | 3.5 |
| WOLF MOUNTAIN | 8 | 25.00 | 0 | | | 0 | | | 8 | n/a | n/a |
| YANERT | n/a | n/a | 0 | | | 0 | | | n/a | n/a | n/a |

**HERD COMMENTS**

| | |
|---|---|
| TESHEKPUK | INCLUDED IN WESTERN ARCTIC HERD |
| TUSTUMENA | NO OPEN SEASON. SPLIT INTO FOX RIVER AND KILLEY RIVER HERDS. |
| WESTERN ARCTIC | MULTIPLE BAG LIMIT—HIGH UNREPORTED HARVEST |
| YANERT | INCLUDED IN DELTA HERD |

# 1992-93 HUNTER INFORMATION BY SPECIES: COYOTE

| GMU | TYPE | HUNT TOTAL | SUCCESSFUL HUNTERS | | | | UNSUCCESSFUL HUNTERS | | | | | PERCENT SUCCESSFUL | | | | | EFFORT | |
|---|---|---|---|---|---|---|---|---|---|---|---|---|---|---|---|---|---|---|
| | | | UNIT RES | OTHER STATE RES | NON-RES | UNKN. RES | TOTAL | UNIT RES | OTHER STATE RES | NON-RES | UNKN. RES | TOTAL | UNIT RES | OTHER STATE RES | NON-RES | UNKN. RES | TOTAL HUNTER DAYS | AVG. HUNTER EFFORT |
| **Unit 18** | | | | | | | | | | | | | | | | | | |
| 18 | Hunting/Trapping | 2 | 2 | n/a | n/a | n/a | n/a | n/a | n/a | n/a | n/a | n/a | n/a | n/a | n/a | n/a | n/a | n/a |
| 18 | **TOTAL UNIT** | 2 | 2 | n/a | n/a | n/a | n/a | n/a | n/a | n/a | n/a | | | | | | | |

***DATA IS PRESENTED ONLY FOR UNITS WHERE HUNTER INFORMATION IS AVAILABLE***

# 1992-93 HUNTER INFORMATION BY SPECIES: DEER

| GMU | TYPE | HUNT | SUCCESSFUL HUNTERS TOTAL | UNIT RES | OTHER STATE RES | NON-RES | UNKN. RES | UNSUCCESSFUL HUNTERS TOTAL | UNIT RES | OTHER STATE RES | NON-RES | UNKN. RES | PERCENT SUCCESSFUL TOTAL | UNIT RES | OTHER STATE RES | NON-RES | UNKN. RES | EFFORT TOTAL HUNTER DAYS | EFFORT AVG. HUNTER EFFORT |
|---|---|---|---|---|---|---|---|---|---|---|---|---|---|---|---|---|---|---|---|
| **Unit 01** | | | | | | | | | | | | | | | | | | | |
| 01A | General Season | | 294 | 292 | 2 | 0 | 0 | 457 | 439 | 10 | 8 | 0 | 39.15 | 39.95 | 16.67 | 0.00 | 0.00 | 4519 | 6.02 |
| 01B | General Season | | 133 | 0 | 133 | 0 | 0 | 112 | 0 | 112 | 0 | 0 | 54.29 | 0.00 | 54.29 | 0.00 | 0.00 | 1352 | 5.52 |
| 01C | General Season | | 342 | 321 | 15 | 6 | 0 | 618 | 550 | 63 | 5 | 0 | 35.63 | 36.85 | 19.23 | 54.55 | 0.00 | 3201 | 3.33 |
| 01 | **TOTAL UNIT** | | 769 | 613 | 150 | 6 | 0 | 1187 | 989 | 185 | 13 | 0 | | | | | | | |
| **Unit 02** | | | | | | | | | | | | | | | | | | | |
| 02 | General Season | | 2046 | 1458 | 571 | 17 | 0 | 628 | 299 | 291 | 38 | 0 | 76.51 | 82.98 | 66.24 | 30.91 | 0.00 | 12337 | 4.61 |
| 02 | **TOTAL UNIT** | | 2046 | 1458 | 571 | 17 | 0 | 628 | 299 | 291 | 38 | 0 | | | | | | | |
| **Unit 03** | | | | | | | | | | | | | | | | | | | |
| 03 | General Season | | 473 | 428 | 45 | 0 | 0 | 514 | 468 | 46 | 0 | 0 | 47.92 | 47.77 | 49.45 | 0.00 | 0.00 | 4713 | 4.78 |
| 03 | Registration | R0605 | 187 | 184 | 2 | 1 | 0 | 476 | 467 | 8 | 1 | 0 | 28.21 | 28.26 | 20.00 | 50.00 | 0.00 | 2058 | 3.10 |
| 03 | **TOTAL UNIT** | | 660 | 612 | 47 | 1 | 0 | 990 | 935 | 54 | 1 | 0 | | | | | | | |
| **Unit 04** | | | | | | | | | | | | | | | | | | | |
| 04 | General Season | | 2739 | 1416 | 1310 | 13 | 0 | 1277 | 468 | 796 | 13 | 0 | 68.20 | 75.16 | 62.20 | 50.00 | 0.00 | 35862 | 8.93 |
| 04 | **TOTAL UNIT** | | 2739 | 1416 | 1310 | 13 | 0 | 1277 | 468 | 796 | 13 | 0 | | | | | | | |
| **Unit 05** | | | | | | | | | | | | | | | | | | | |
| 05A | General Season | | 0 | 0 | 0 | 0 | 0 | 15 | 15 | 0 | 0 | 0 | 0.00 | 0.00 | 0.00 | 0.00 | 0.00 | 61 | 4.07 |
| 05 | **TOTAL UNIT** | | 0 | 0 | 0 | 0 | 0 | 15 | 15 | 0 | 0 | 0 | | | | | | | |
| **Unit 06** | | | | | | | | | | | | | | | | | | | |
| 06A | General Season | | 0 | 0 | 0 | 0 | 0 | 0 | 0 | 0 | 0 | 0 | 0.00 | 0.00 | 0.00 | 0.00 | 0.00 | 0 | 0.00 |
| 06B | General Season | | 0 | 0 | 0 | 0 | 0 | 0 | 0 | 0 | 0 | 0 | 0.00 | 0.00 | 0.00 | 0.00 | 0.00 | 0 | 0.00 |
| 06C | General Season | | 9 | 9 | 0 | 0 | 0 | 9 | 0 | 4 | 5 | 0 | 50.00 | 100.00 | 0.00 | 0.00 | 0.00 | 60 | 3.33 |
| 06D | General Season | | 835 | 392 | 434 | 9 | 0 | 513 | 136 | 358 | 19 | 0 | 61.94 | 74.24 | 54.80 | 32.14 | 0.00 | 7229 | 5.36 |
| 06 | **TOTAL UNIT** | | 844 | 401 | 434 | 9 | 0 | 522 | 136 | 362 | 24 | 0 | | | | | | | |
| **Unit 08** | | | | | | | | | | | | | | | | | | | |
| 08 | General Season | | 2773 | 1221 | 1345 | 207 | 0 | 1346 | 541 | 645 | 160 | 0 | 67.32 | 69.30 | 67.59 | 56.40 | 0.00 | 25890 | 6.29 |
| 08 | **TOTAL UNIT** | | 2773 | 1221 | 1345 | 207 | 0 | 1346 | 541 | 645 | 160 | 0 | | | | | | | |
| **TOTAL STATEWIDE** | | | 9831 | 5721 | 3857 | 253 | 0 | 5965 | 3383 | 2333 | 249 | 0 | | | | | | | |

# 1992-93 HUNTER INFORMATION BY SPECIES: ELK

| GMU | TYPE | HUNT | SUCCESSFUL HUNTERS TOTAL | UNIT RES | OTHER STATE RES | NON-RES | UNKN. RES | UNSUCCESSFUL HUNTERS TOTAL | UNIT RES | OTHER STATE RES | NON-RES | UNKN. RES | PERCENT SUCCESSFUL TOTAL | UNIT RES | OTHER STATE RES | NON-RES | UNKN. RES | EFFORT TOTAL HUNTER DAYS | EFFORT AVG. HUNTER EFFORT |
|---|---|---|---|---|---|---|---|---|---|---|---|---|---|---|---|---|---|---|---|
| **Unit 08** | | | | | | | | | | | | | | | | | | | |
| 08 | Drawing | D0702 | 1 | 0 | 1 | 0 | 0 | 4 | 2 | 0 | 2 | 0 | 20.00 | 0.00 | 100.00 | 0.00 | 0.00 | 27 | 5.40 |
| 08 | Drawing | D0703 | 1 | 1 | 0 | 0 | 0 | 3 | 1 | 2 | 0 | 0 | 25.00 | 50.00 | 0.00 | 0.00 | 0.00 | 31 | 7.75 |
| 08 | Drawing | D0704 | 1 | 0 | 1 | 0 | 0 | 2 | 1 | 1 | 0 | 0 | 33.33 | 0.00 | 50.00 | 0.00 | 0.00 | 14 | 4.67 |
| 08 | Drawing | D0705 | 0 | 0 | 0 | 0 | 0 | 5 | 3 | 2 | 0 | 0 | 0.00 | 0.00 | 0.00 | 0.00 | 0.00 | 27 | 5.40 |
| 08 | Drawing | D0706 | 1 | 0 | 1 | 0 | 0 | 3 | 0 | 2 | 1 | 0 | 25.00 | 0.00 | 33.33 | 0.00 | 0.00 | 6 | 1.50 |
| 08 | Drawing | D0707 | 0 | 0 | 0 | 0 | 0 | 4 | 2 | 2 | 0 | 0 | 0.00 | 0.00 | 0.00 | 0.00 | 0.00 | 28 | 7.00 |
| 08 | Drawing | D0708 | 6 | 3 | 3 | 0 | 0 | 6 | 2 | 4 | 0 | 0 | 50.00 | 60.00 | 42.86 | 0.00 | 0.00 | 33 | 2.75 |
| 08 | Drawing | D0709 | 5 | 1 | 4 | 0 | 0 | 12 | 4 | 8 | 0 | 0 | 29.41 | 20.00 | 33.33 | 0.00 | 0.00 | 75 | 4.41 |
| 08 | Drawing | D0710 | 8 | 2 | 6 | 0 | 0 | 13 | 3 | 9 | 1 | 0 | 38.10 | 40.00 | 40.00 | 0.00 | 0.00 | 98 | 4.67 |
| 08 | Registration | R0750 | 28 | 21 | 5 | 2 | 0 | 139 | 69 | 64 | 6 | 0 | 16.77 | 23.33 | 7.25 | 25.00 | 0.00 | 722 | 4.32 |
| 08 | Registration | R0752 | 17 | 8 | 9 | 0 | 0 | 154 | 62 | 83 | 7 | 2 | 9.94 | 11.43 | 9.78 | 0.00 | 0.00 | 733 | 4.29 |
| 08 | **TOTAL UNIT** | | 68 | 36 | 30 | 2 | 0 | 345 | 149 | 177 | 17 | 2 | | | | | | | |
| **TOTAL STATEWIDE** | | | 68 | 36 | 30 | 2 | 0 | 345 | 149 | 177 | 17 | 2 | | | | | | | |

# *1992-93 HUNTER INFORMATION BY SPECIES: FOX*

| GMU | TYPE | HUNT | SUCCESSFUL HUNTERS TOTAL | SUCCESSFUL HUNTERS UNIT RES | SUCCESSFUL HUNTERS OTHER STATE RES | SUCCESSFUL HUNTERS NON-RES | SUCCESSFUL HUNTERS UNKN. RES | UNSUCCESSFUL HUNTERS TOTAL | UNSUCCESSFUL HUNTERS UNIT RES | UNSUCCESSFUL HUNTERS OTHER STATE RES | UNSUCCESSFUL HUNTERS NON-RES | UNSUCCESSFUL HUNTERS UNKN. RES | PERCENT SUCCESSFUL TOTAL | PERCENT SUCCESSFUL UNIT RES | PERCENT SUCCESSFUL OTHER STATE RES | PERCENT SUCCESSFUL NON-RES | PERCENT SUCCESSFUL UNKN. RES | EFFORT TOTAL HUNTER DAYS | EFFORT AVG. HUNTER EFFORT |
|---|---|---|---|---|---|---|---|---|---|---|---|---|---|---|---|---|---|---|---|
| | | | | | | | | | | | | | | | | | | | |

***DATA IS PRESENTED ONLY FOR UNITS WHERE HUNTER INFORMATION IS AVAILABLE***

# 1992-93 HUNTER INFORMATION BY SPECIES: LYNX

| GMU | TYPE | SUCCESSFUL HUNTERS HUNT TOTAL | UNIT RES | OTHER STATE RES | NON-RES | UNKN. RES | UNSUCCESSFUL HUNTERS TOTAL | UNIT RES | OTHER STATE RES | NON-RES | UNKN. RES | PERCENT SUCCESSFUL TOTAL | UNIT RES | OTHER STATE RES | NON-RES | UNKN. RES | EFFORT TOTAL HUNTER DAYS | EFFORT AVG. HUNTER EFFORT |
|---|---|---|---|---|---|---|---|---|---|---|---|---|---|---|---|---|---|---|
| **Unit 01** | | | | | | | | | | | | | | | | | | |
| 01A | Hunting/Trapping | n/a | n/a | n/a | n/a | n/a | n/a | n/a | n/a | n/a | n/a | n/a | n/a | n/a | n/a | n/a | n/a | n/a |
| 01C | Hunting/Trapping | 1 | 1 | 0 | 0 | 0 | n/a | n/a | n/a | n/a | n/a | n/a | n/a | 0.00 | 0.00 | 0.00 | n/a | n/a |
| 01D | Hunting/Trapping | 7 | 7 | 0 | 0 | 0 | n/a | n/a | n/a | n/a | n/a | n/a | n/a | 0.00 | 0.00 | 0.00 | n/a | n/a |
| 01 | **TOTAL UNIT** | 8 | 8 | 0 | 0 | 0 | n/a | n/a | n/a | n/a | n/a | | | | | | | |
| **Unit 02** | | | | | | | | | | | | | | | | | | |
| 02 | Hunting/Trapping | n/a | n/a | n/a | n/a | n/a | n/a | n/a | n/a | n/a | n/a | n/a | n/a | n/a | n/a | n/a | n/a | n/a |
| 02 | **TOTAL UNIT** | n/a | n/a | n/a | n/a | n/a | n/a | n/a | n/a | n/a | n/a | | | | | | | |
| **Unit 05** | | | | | | | | | | | | | | | | | | |
| 05A | Hunting/Trapping | 0 | 0 | 0 | 0 | 0 | n/a | n/a | n/a | n/a | n/a | 0.00 | 0.00 | 0.00 | 0.00 | 0.00 | n/a | n/a |
| 05B | Hunting/Trapping | 0 | 0 | 0 | 0 | 0 | n/a | n/a | n/a | n/a | n/a | 0.00 | 0.00 | 0.00 | 0.00 | 0.00 | n/a | n/a |
| 05 | **TOTAL UNIT** | 0 | 0 | 0 | 0 | 0 | n/a | n/a | n/a | n/a | n/a | | | | | | | |
| **Unit 06** | | | | | | | | | | | | | | | | | | |
| 06A | Hunting/Trapping | 0 | 0 | 0 | 0 | 0 | n/a | n/a | n/a | n/a | n/a | 0.00 | 0.00 | 0.00 | 0.00 | 0.00 | n/a | n/a |
| 06B | Hunting/Trapping | 0 | 0 | 0 | 0 | 0 | n/a | n/a | n/a | n/a | n/a | 0.00 | 0.00 | 0.00 | 0.00 | 0.00 | n/a | n/a |
| 06C | Hunting/Trapping | 0 | 0 | 0 | 0 | 0 | n/a | n/a | n/a | n/a | n/a | 0.00 | 0.00 | 0.00 | 0.00 | 0.00 | n/a | n/a |
| 06D | Hunting/Trapping | 4 | 4 | 0 | 0 | 0 | n/a | n/a | n/a | n/a | n/a | n/a | n/a | 0.00 | 0.00 | 0.00 | n/a | n/a |
| 06 | **TOTAL UNIT** | 4 | 4 | 0 | 0 | 0 | n/a | n/a | n/a | n/a | n/a | | | | | | | |
| **Unit 07** | | | | | | | | | | | | | | | | | | |
| 07 | Hunting/Trapping | 1 | 0 | 0 | 0 | 1 | n/a | n/a | n/a | n/a | n/a | n/a | 0.00 | 0.00 | 0.00 | n/a | n/a | n/a |
| 07 | **TOTAL UNIT** | 1 | 0 | 0 | 0 | 1 | n/a | n/a | n/a | n/a | n/a | | | | | | | |
| **Unit 09** | | | | | | | | | | | | | | | | | | |
| 09A | Hunting/Trapping | 0 | 0 | 0 | 0 | 0 | n/a | n/a | n/a | n/a | n/a | 0.00 | 0.00 | 0.00 | 0.00 | 0.00 | n/a | n/a |
| 09B | Hunting/Trapping | 25 | 22 | 0 | 0 | 3 | n/a | n/a | n/a | n/a | n/a | n/a | n/a | 0.00 | 0.00 | n/a | n/a | n/a |
| 09C | Hunting/Trapping | 17 | 7 | 0 | 0 | 10 | n/a | n/a | n/a | n/a | n/a | n/a | n/a | 0.00 | 0.00 | n/a | n/a | n/a |
| 09D | Hunting/Trapping | 0 | 0 | 0 | 0 | 0 | n/a | n/a | n/a | n/a | n/a | 0.00 | 0.00 | 0.00 | 0.00 | 0.00 | n/a | n/a |
| 09E | Hunting/Trapping | 5 | 5 | 0 | 0 | 0 | n/a | n/a | n/a | n/a | n/a | n/a | n/a | 0.00 | 0.00 | 0.00 | n/a | n/a |
| 09 | **TOTAL UNIT** | 47 | 34 | 0 | 0 | 13 | n/a | n/a | n/a | n/a | n/a | | | | | | | |
| **Unit 11** | | | | | | | | | | | | | | | | | | |
| 11 | Hunting/Trapping | 51 | 4 | 46 | 0 | 1 | n/a | n/a | n/a | n/a | n/a | n/a | n/a | n/a | 0.00 | n/a | n/a | n/a |
| 11 | **TOTAL UNIT** | 51 | 4 | 46 | 0 | 1 | n/a | n/a | n/a | n/a | n/a | | | | | | | |
| **Unit 12** | | | | | | | | | | | | | | | | | | |
| 12 | Hunting/Trapping | 232 | 174 | 58 | 0 | 0 | n/a | n/a | n/a | n/a | n/a | n/a | n/a | n/a | 0.00 | 0.00 | n/a | n/a |
| 12 | **TOTAL UNIT** | 232 | 174 | 58 | 0 | 0 | n/a | n/a | n/a | n/a | n/a | | | | | | | |

# 1992-93 HUNTER INFORMATION BY SPECIES: LYNX

| GMU | TYPE | SUCCESSFUL HUNTERS HUNT TOTAL | UNIT RES | OTHER STATE RES | NON-RES | UNKN. RES | UNSUCCESSFUL HUNTERS TOTAL | UNIT RES | OTHER STATE RES | NON-RES | UNKN. RES | PERCENT SUCCESSFUL TOTAL | UNIT RES | OTHER STATE RES | NON-RES | UNKN. RES | EFFORT TOTAL HUNTER DAYS | EFFORT AVG. HUNTER EFFORT |
|---|---|---|---|---|---|---|---|---|---|---|---|---|---|---|---|---|---|---|
| **Unit 13** | | | | | | | | | | | | | | | | | | |
| 13A | Hunting/Trapping | 39 | 20 | 15 | 0 | 4 | n/a | n/a | n/a | n/a | n/a | n/a | n/a | n/a | 0.00 | n/a | n/a | n/a |
| 13B | Hunting/Trapping | 14 | 10 | 0 | 1 | 3 | n/a | n/a | n/a | n/a | n/a | n/a | n/a | 0.00 | n/a | n/a | n/a | n/a |
| 13C | Hunting/Trapping | 33 | 23 | 5 | 1 | 4 | n/a | n/a | n/a | n/a | n/a | n/a | n/a | n/a | n/a | n/a | n/a | n/a |
| 13D | Hunting/Trapping | 38 | 26 | 4 | 0 | 8 | n/a | n/a | n/a | n/a | n/a | n/a | n/a | n/a | 0.00 | n/a | n/a | n/a |
| 13E | Hunting/Trapping | 6 | 0 | 4 | 0 | 2 | n/a | n/a | n/a | n/a | n/a | n/a | 0.00 | n/a | 0.00 | n/a | n/a | n/a |
| 13 | **TOTAL UNIT** | 130 | 79 | 28 | 2 | 21 | n/a | n/a | n/a | n/a | n/a | | | | | | | |
| **Unit 14** | | | | | | | | | | | | | | | | | | |
| 14A | Hunting/Trapping | 9 | 7 | 0 | 0 | 2 | n/a | n/a | n/a | n/a | n/a | n/a | n/a | 0.00 | 0.00 | n/a | n/a | n/a |
| 14B | Hunting/Trapping | 1 | 1 | 0 | 0 | 0 | n/a | n/a | n/a | n/a | n/a | n/a | n/a | 0.00 | 0.00 | 0.00 | n/a | n/a |
| 14C | Hunting/Trapping | 1 | 1 | 0 | 0 | 0 | n/a | n/a | n/a | n/a | n/a | n/a | n/a | 0.00 | 0.00 | 0.00 | n/a | n/a |
| 14 | **TOTAL UNIT** | 11 | 9 | 0 | 0 | 2 | n/a | n/a | n/a | n/a | n/a | | | | | | | |
| **Unit 15** | | | | | | | | | | | | | | | | | | |
| 15A | Hunting/Trapping | 1 | 0 | 0 | 0 | 1 | n/a | n/a | n/a | n/a | n/a | n/a | 0.00 | 0.00 | 0.00 | n/a | n/a | n/a |
| 15B | Hunting/Trapping | 1 | 0 | 0 | 0 | 1 | n/a | n/a | n/a | n/a | n/a | n/a | 0.00 | 0.00 | 0.00 | n/a | n/a | n/a |
| 15C | Hunting/Trapping | 0 | 0 | 0 | 0 | 0 | n/a | n/a | n/a | n/a | n/a | 0.00 | 0.00 | 0.00 | 0.00 | 0.00 | n/a | n/a |
| 15 | **TOTAL UNIT** | 2 | 0 | 0 | 0 | 2 | n/a | n/a | n/a | n/a | n/a | | | | | | | |
| **Unit 16** | | | | | | | | | | | | | | | | | | |
| 16A | Hunting/Trapping | 2 | 0 | 2 | 0 | 0 | n/a | n/a | n/a | n/a | n/a | n/a | 0.00 | n/a | 0.00 | 0.00 | n/a | n/a |
| 16B | Hunting/Trapping | 1 | 0 | 0 | 0 | 1 | n/a | n/a | n/a | n/a | n/a | n/a | 0.00 | 0.00 | 0.00 | n/a | n/a | n/a |
| 16 | **TOTAL UNIT** | 3 | 0 | 2 | 0 | 1 | n/a | n/a | n/a | n/a | n/a | | | | | | | |
| **Unit 17** | | | | | | | | | | | | | | | | | | |
| 17A | Hunting/Trapping | 0 | 0 | 0 | 0 | 0 | n/a | n/a | n/a | n/a | n/a | 0.00 | 0.00 | 0.00 | 0.00 | 0.00 | n/a | n/a |
| 17B | Hunting/Trapping | 14 | 1 | 7 | 0 | 6 | n/a | n/a | n/a | n/a | n/a | n/a | n/a | n/a | 0.00 | n/a | n/a | n/a |
| 17C | Hunting/Trapping | 1 | 1 | 0 | 0 | 0 | n/a | n/a | n/a | n/a | n/a | n/a | n/a | 0.00 | 0.00 | 0.00 | n/a | n/a |
| 17 | **TOTAL UNIT** | 15 | 2 | 7 | 0 | 6 | n/a | n/a | n/a | n/a | n/a | | | | | | | |
| **Unit 18** | | | | | | | | | | | | | | | | | | |
| 18 | Hunting/Trapping | 18 | 4 | 14 | 0 | 0 | n/a | n/a | n/a | n/a | n/a | n/a | n/a | n/a | 0.00 | 0.00 | n/a | n/a |
| 18 | **TOTAL UNIT** | 18 | 4 | 14 | 0 | 0 | n/a | n/a | n/a | n/a | n/a | | | | | | | |
| **Unit 19** | | | | | | | | | | | | | | | | | | |
| 19A | Hunting/Trapping | 13 | 11 | 0 | 0 | 2 | n/a | n/a | n/a | n/a | n/a | n/a | n/a | 0.00 | 0.00 | n/a | n/a | n/a |
| 19B | Hunting/Trapping | 1 | 0 | 1 | 0 | 0 | n/a | n/a | n/a | n/a | n/a | n/a | 0.00 | n/a | 0.00 | 0.00 | n/a | n/a |
| 19C | Hunting/Trapping | 12 | 2 | 4 | 0 | 6 | n/a | n/a | n/a | n/a | n/a | n/a | n/a | n/a | 0.00 | n/a | n/a | n/a |
| 19D | Hunting/Trapping | 6 | 0 | 4 | 0 | 2 | n/a | n/a | n/a | n/a | n/a | n/a | 0.00 | n/a | 0.00 | n/a | n/a | n/a |
| 19 | **TOTAL UNIT** | 32 | 13 | 9 | 0 | 10 | n/a | n/a | n/a | n/a | n/a | | | | | | | |

# 1992-93 HUNTER INFORMATION BY SPECIES: LYNX

| GMU | TYPE | HUNT | SUCCESSFUL HUNTERS TOTAL | UNIT RES | OTHER STATE RES | NON-RES | UNKN. RES | UNSUCCESSFUL HUNTERS TOTAL | UNIT RES | OTHER STATE RES | NON-RES | UNKN. RES | PERCENT SUCCESSFUL TOTAL | UNIT RES | OTHER STATE RES | NON-RES | UNKN. RES | EFFORT TOTAL HUNTER DAYS | EFFORT AVG. HUNTER EFFORT |
|---|---|---|---|---|---|---|---|---|---|---|---|---|---|---|---|---|---|---|---|
| **Unit 20** | | | | | | | | | | | | | | | | | | | |
| 20A | Hunting/Trapping | 78 | 71 | 3 | 2 | 2 | n/a | n/a | n/a | n/a | n/a | n/a | n/a | n/a | n/a | n/a | n/a | n/a | n/a |
| 20B | Hunting/Trapping | 94 | 72 | 12 | 0 | 10 | n/a | n/a | n/a | n/a | n/a | n/a | n/a | n/a | n/a | 0.00 | n/a | n/a | n/a |
| 20C | Hunting/Trapping | 53 | 43 | 5 | 0 | 5 | n/a | n/a | n/a | n/a | n/a | n/a | n/a | n/a | n/a | 0.00 | n/a | n/a | n/a |
| 20D | Hunting/Trapping | 96 | 57 | 11 | 0 | 28 | n/a | n/a | n/a | n/a | n/a | n/a | n/a | n/a | n/a | 0.00 | n/a | n/a | n/a |
| 20E | Hunting/Trapping | 97 | 23 | 28 | 0 | 46 | n/a | n/a | n/a | n/a | n/a | n/a | n/a | n/a | n/a | 0.00 | n/a | n/a | n/a |
| 20F | Hunting/Trapping | 25 | 14 | 2 | 0 | 9 | n/a | n/a | n/a | n/a | n/a | n/a | n/a | n/a | n/a | 0.00 | n/a | n/a | n/a |
| 20 | **TOTAL UNIT** | 443 | 280 | 61 | 2 | 100 | n/a | n/a | n/a | n/a | n/a | | | | | | | | |
| **Unit 21** | | | | | | | | | | | | | | | | | | | |
| 21A | Hunting/Trapping | 8 | 0 | 8 | 0 | 0 | n/a | n/a | n/a | n/a | n/a | n/a | n/a | 0.00 | n/a | 0.00 | 0.00 | n/a | n/a |
| 21B | Hunting/Trapping | 5 | 0 | 3 | 1 | 1 | n/a | n/a | n/a | n/a | n/a | n/a | n/a | 0.00 | n/a | n/a | n/a | n/a | n/a |
| 21C | Hunting/Trapping | 0 | 0 | 0 | 0 | 0 | n/a | n/a | n/a | n/a | n/a | n/a | 0.00 | 0.00 | 0.00 | 0.00 | 0.00 | n/a | n/a |
| 21D | Hunting/Trapping | 10 | 7 | 1 | 0 | 2 | n/a | n/a | n/a | n/a | n/a | n/a | n/a | n/a | n/a | 0.00 | n/a | n/a | n/a |
| 21E | Hunting/Trapping | 3 | 1 | 0 | 0 | 2 | n/a | n/a | n/a | n/a | n/a | n/a | n/a | n/a | 0.00 | 0.00 | n/a | n/a | n/a |
| 21 | **TOTAL UNIT** | 26 | 8 | 12 | 1 | 5 | n/a | n/a | n/a | n/a | n/a | | | | | | | | |
| **Unit 22** | | | | | | | | | | | | | | | | | | | |
| 22A | Hunting/Trapping | 4 | 4 | 0 | 0 | 0 | n/a | n/a | n/a | n/a | n/a | n/a | n/a | n/a | 0.00 | 0.00 | 0.00 | n/a | n/a |
| 22B | Hunting/Trapping | 0 | 0 | 0 | 0 | 0 | n/a | n/a | n/a | n/a | n/a | n/a | 0.00 | 0.00 | 0.00 | 0.00 | 0.00 | n/a | n/a |
| 22C | Hunting/Trapping | 0 | 0 | 0 | 0 | 0 | n/a | n/a | n/a | n/a | n/a | n/a | 0.00 | 0.00 | 0.00 | 0.00 | 0.00 | n/a | n/a |
| 22D | Hunting/Trapping | 0 | 0 | 0 | 0 | 0 | n/a | n/a | n/a | n/a | n/a | n/a | 0.00 | 0.00 | 0.00 | 0.00 | 0.00 | n/a | n/a |
| 22E | Hunting/Trapping | 0 | 0 | 0 | 0 | 0 | n/a | n/a | n/a | n/a | n/a | n/a | 0.00 | 0.00 | 0.00 | 0.00 | 0.00 | n/a | n/a |
| 22 | **TOTAL UNIT** | 4 | 4 | 0 | 0 | 0 | n/a | n/a | n/a | n/a | n/a | | | | | | | | |
| **Unit 23** | | | | | | | | | | | | | | | | | | | |
| 23 | Hunting/Trapping | 0 | 0 | 0 | 0 | 0 | n/a | n/a | n/a | n/a | n/a | n/a | 0.00 | 0.00 | 0.00 | 0.00 | 0.00 | n/a | n/a |
| 23 | **TOTAL UNIT** | 0 | 0 | 0 | 0 | 0 | n/a | n/a | n/a | n/a | n/a | | | | | | | | |
| **Unit 24** | | | | | | | | | | | | | | | | | | | |
| 24 | Hunting/Trapping | 111 | 98 | 9 | 0 | 4 | n/a | n/a | n/a | n/a | n/a | n/a | n/a | n/a | n/a | 0.00 | n/a | n/a | n/a |
| 24 | **TOTAL UNIT** | 111 | 98 | 9 | 0 | 4 | n/a | n/a | n/a | n/a | n/a | | | | | | | | |
| **Unit 25** | | | | | | | | | | | | | | | | | | | |
| 25A | Hunting/Trapping | 13 | 7 | 6 | 0 | 0 | n/a | n/a | n/a | n/a | n/a | n/a | n/a | n/a | n/a | 0.00 | 0.00 | n/a | n/a |
| 25B | Hunting/Trapping | 51 | 18 | 30 | 0 | 3 | n/a | n/a | n/a | n/a | n/a | n/a | n/a | n/a | n/a | 0.00 | n/a | n/a | n/a |
| 25C | Hunting/Trapping | 8 | 8 | 0 | 0 | 0 | n/a | n/a | n/a | n/a | n/a | n/a | n/a | n/a | 0.00 | 0.00 | 0.00 | n/a | n/a |
| 25D | Hunting/Trapping | 126 | 82 | 32 | 0 | 12 | n/a | n/a | n/a | n/a | n/a | n/a | n/a | n/a | n/a | 0.00 | n/a | n/a | n/a |
| 25 | **TOTAL UNIT** | 198 | 115 | 68 | 0 | 15 | n/a | n/a | n/a | n/a | n/a | | | | | | | | |

# 1992-93 HUNTER INFORMATION BY SPECIES: LYNX

| GMU | TYPE | SUCCESSFUL HUNTERS HUNT TOTAL | SUCCESSFUL HUNTERS UNIT RES | SUCCESSFUL HUNTERS OTHER STATE RES | SUCCESSFUL HUNTERS NON-RES | SUCCESSFUL HUNTERS UNKN. RES | UNSUCCESSFUL HUNTERS TOTAL | UNSUCCESSFUL HUNTERS UNIT RES | UNSUCCESSFUL HUNTERS OTHER STATE RES | UNSUCCESSFUL HUNTERS NON-RES | UNSUCCESSFUL HUNTERS UNKN. RES | PERCENT SUCCESSFUL TOTAL | PERCENT SUCCESSFUL UNIT RES | PERCENT SUCCESSFUL OTHER STATE RES | PERCENT SUCCESSFUL NON-RES | PERCENT SUCCESSFUL UNKN. RES | EFFORT TOTAL HUNTER DAYS | EFFORT AVG. HUNTER EFFORT |
|---|---|---|---|---|---|---|---|---|---|---|---|---|---|---|---|---|---|---|
| **Unit 26** | | | | | | | | | | | | | | | | | | |
| 26A | Hunting/Trapping | 0 | 0 | 0 | 0 | 0 | n/a | n/a | n/a | n/a | n/a | 0.00 | 0.00 | 0.00 | 0.00 | 0.00 | n/a | n/a |
| 26B | Hunting/Trapping | 3 | 0 | 3 | 0 | 0 | n/a | n/a | n/a | n/a | n/a | n/a | 0.00 | n/a | 0.00 | 0.00 | n/a | n/a |
| 26C | Hunting/Trapping | 0 | 0 | 0 | 0 | 0 | n/a | n/a | n/a | n/a | n/a | 0.00 | 0.00 | 0.00 | 0.00 | 0.00 | n/a | n/a |
| 26 | **TOTAL UNIT** | 3 | 0 | 3 | 0 | 0 | n/a | n/a | n/a | n/a | n/a | | | | | | | |
| **TOTAL STATEWIDE** | | 1339 | 836 | 317 | 5 | 181 | n/a | n/a | n/a | n/a | n/a | | | | | | | |

# 1992-93 HUNTER INFORMATION BY SPECIES: MARTEN

| GMU | TYPE | HUNT TOTAL | SUCCESSFUL HUNTERS | | | | UNSUCCESSFUL HUNTERS | | | | | PERCENT SUCCESSFUL | | | | | EFFORT | |
|---|---|---|---|---|---|---|---|---|---|---|---|---|---|---|---|---|---|---|
| | | | UNIT RES | OTHER STATE RES | NON-RES | UNKN. RES | TOTAL | UNIT RES | OTHER STATE RES | NON-RES | UNKN. RES | TOTAL | UNIT RES | OTHER STATE RES | NON-RES | UNKN. RES | TOTAL HUNTER DAYS | AVG. HUNTER EFFORT |
| **Unit 01** | | | | | | | | | | | | | | | | | | |
| 01A | Trapping | 13 | 13 | 0 | 0 | 0 | n/a | n/a | n/a | n/a | n/a | n/a | n/a | 0.00 | 0.00 | 0.00 | n/a | n/a |
| 01B | Trapping | 2 | 0 | 2 | 0 | 0 | n/a | n/a | n/a | n/a | n/a | n/a | 0.00 | n/a | 0.00 | 0.00 | n/a | n/a |
| 01C | Trapping | 8 | 6 | 2 | 0 | 0 | n/a | n/a | n/a | n/a | n/a | n/a | n/a | n/a | 0.00 | 0.00 | n/a | n/a |
| 01D | Trapping | 3 | 3 | 0 | 0 | 0 | n/a | n/a | n/a | n/a | n/a | n/a | n/a | 0.00 | 0.00 | 0.00 | n/a | n/a |
| 01 | **TOTAL UNIT** | 26 | 22 | 4 | 0 | 0 | n/a | n/a | n/a | n/a | n/a | | | | | | | |
| **Unit 02** | | | | | | | | | | | | | | | | | | |
| 02 | Trapping | 575 | 385 | 190 | 0 | 0 | n/a | n/a | n/a | n/a | n/a | n/a | n/a | n/a | 0.00 | 0.00 | n/a | n/a |
| 02 | **TOTAL UNIT** | 575 | 385 | 190 | 0 | 0 | n/a | n/a | n/a | n/a | n/a | | | | | | | |
| **Unit 03** | | | | | | | | | | | | | | | | | | |
| 03 | Trapping | 8 | 8 | 0 | 0 | 0 | n/a | n/a | n/a | n/a | n/a | n/a | n/a | 0.00 | 0.00 | 0.00 | n/a | n/a |
| 03 | **TOTAL UNIT** | 8 | 8 | 0 | 0 | 0 | n/a | n/a | n/a | n/a | n/a | | | | | | | |
| **Unit 04** | | | | | | | | | | | | | | | | | | |
| 04 | Trapping | 31 | 26 | 5 | 0 | 0 | n/a | n/a | n/a | n/a | n/a | n/a | n/a | n/a | 0.00 | 0.00 | n/a | n/a |
| 04 | **TOTAL UNIT** | 31 | 26 | 5 | 0 | 0 | n/a | n/a | n/a | n/a | n/a | | | | | | | |
| **Unit 05** | | | | | | | | | | | | | | | | | | |
| 05A | Trapping | 5 | 5 | 0 | 0 | 0 | n/a | n/a | n/a | n/a | n/a | n/a | n/a | 0.00 | 0.00 | 0.00 | n/a | n/a |
| 05B | Trapping | 0 | 0 | 0 | 0 | 0 | n/a | n/a | n/a | n/a | n/a | 0.00 | 0.00 | 0.00 | 0.00 | 0.00 | n/a | n/a |
| 05 | **TOTAL UNIT** | 5 | 5 | 0 | 0 | 0 | n/a | n/a | n/a | n/a | n/a | | | | | | | |
| **Unit 06** | | | | | | | | | | | | | | | | | | |
| 06A | Trapping | 0 | 0 | 0 | 0 | 0 | n/a | n/a | n/a | n/a | n/a | 0.00 | 0.00 | 0.00 | 0.00 | 0.00 | n/a | n/a |
| 06B | Trapping | 0 | 0 | 0 | 0 | 0 | n/a | n/a | n/a | n/a | n/a | 0.00 | 0.00 | 0.00 | 0.00 | 0.00 | n/a | n/a |
| 06C | Trapping | 0 | 0 | 0 | 0 | 0 | n/a | n/a | n/a | n/a | n/a | 0.00 | 0.00 | 0.00 | 0.00 | 0.00 | n/a | n/a |
| 06D | Trapping | 0 | 0 | 0 | 0 | 0 | n/a | n/a | n/a | n/a | n/a | 0.00 | 0.00 | 0.00 | 0.00 | 0.00 | n/a | n/a |
| 06 | **TOTAL UNIT** | 0 | 0 | 0 | 0 | 0 | n/a | n/a | n/a | n/a | n/a | | | | | | | |
| **Unit 07** | | | | | | | | | | | | | | | | | | |
| 07 | Trapping | 32 | 9 | 22 | 0 | 1 | n/a | n/a | n/a | n/a | n/a | n/a | n/a | n/a | 0.00 | n/a | n/a | n/a |
| 07 | **TOTAL UNIT** | 32 | 9 | 22 | 0 | 1 | n/a | n/a | n/a | n/a | n/a | | | | | | | |
| **Unit 11** | | | | | | | | | | | | | | | | | | |
| 11 | Trapping | 1 | 0 | 1 | 0 | 0 | n/a | n/a | n/a | n/a | n/a | n/a | 0.00 | n/a | 0.00 | 0.00 | n/a | n/a |
| 11 | **TOTAL UNIT** | 1 | 0 | 1 | 0 | 0 | n/a | n/a | n/a | n/a | n/a | | | | | | | |

***DATA IS PRESENTED ONLY FOR UNITS WHERE HUNTER INFORMATION IS AVAILABLE***

# 1992-93 HUNTER INFORMATION BY SPECIES: MARTEN

| GMU | TYPE | SUCCESSFUL HUNTERS HUNT TOTAL | SUCCESSFUL HUNTERS UNIT RES | SUCCESSFUL HUNTERS OTHER STATE RES | SUCCESSFUL HUNTERS NON-RES | SUCCESSFUL HUNTERS UNKN. RES | UNSUCCESSFUL HUNTERS TOTAL | UNSUCCESSFUL HUNTERS UNIT RES | UNSUCCESSFUL HUNTERS OTHER STATE RES | UNSUCCESSFUL HUNTERS NON-RES | UNSUCCESSFUL HUNTERS UNKN. RES | PERCENT SUCCESSFUL TOTAL | PERCENT SUCCESSFUL UNIT RES | PERCENT SUCCESSFUL OTHER STATE RES | PERCENT SUCCESSFUL NON-RES | PERCENT SUCCESSFUL UNKN. RES | EFFORT TOTAL HUNTER DAYS | EFFORT AVG. HUNTER EFFORT |
|---|---|---|---|---|---|---|---|---|---|---|---|---|---|---|---|---|---|---|
| **Unit 13** | | | | | | | | | | | | | | | | | | |
| 13A | Trapping | n/a | n/a | n/a | n/a | n/a | n/a | n/a | n/a | n/a | n/a | n/a | n/a | n/a | n/a | n/a | n/a | n/a |
| 13B | Trapping | n/a | n/a | n/a | n/a | n/a | n/a | n/a | n/a | n/a | n/a | n/a | n/a | n/a | n/a | n/a | n/a | n/a |
| 13C | Trapping | n/a | n/a | n/a | n/a | n/a | n/a | n/a | n/a | n/a | n/a | n/a | n/a | n/a | n/a | n/a | n/a | n/a |
| 13D | Trapping | n/a | n/a | n/a | n/a | n/a | n/a | n/a | n/a | n/a | n/a | n/a | n/a | n/a | n/a | n/a | n/a | n/a |
| 13E | Trapping | 23 | 0 | 23 | 0 | 0 | n/a | n/a | n/a | n/a | n/a | n/a | 0.00 | n/a | 0.00 | 0.00 | n/a | n/a |
| 13 | **TOTAL UNIT** | 23 | 0 | 23 | 0 | 0 | n/a | n/a | n/a | n/a | n/a | | | | | | | |
| **Unit 14** | | | | | | | | | | | | | | | | | | |
| 14A | Trapping | 6 | 6 | 0 | 0 | 0 | n/a | n/a | n/a | n/a | n/a | n/a | n/a | 0.00 | 0.00 | 0.00 | n/a | n/a |
| 14B | Trapping | 0 | 0 | 0 | 0 | 0 | n/a | n/a | n/a | n/a | n/a | 0.00 | 0.00 | 0.00 | 0.00 | 0.00 | n/a | n/a |
| 14C | Trapping | 0 | 0 | 0 | 0 | 0 | n/a | n/a | n/a | n/a | n/a | 0.00 | 0.00 | 0.00 | 0.00 | 0.00 | n/a | n/a |
| 14 | **TOTAL UNIT** | 6 | 6 | 0 | 0 | 0 | n/a | n/a | n/a | n/a | n/a | | | | | | | |
| **Unit 15** | | | | | | | | | | | | | | | | | | |
| 15A | Trapping | 0 | 0 | 0 | 0 | 0 | n/a | n/a | n/a | n/a | n/a | 0.00 | 0.00 | 0.00 | 0.00 | 0.00 | n/a | n/a |
| 15B | Trapping | 0 | 0 | 0 | 0 | 0 | n/a | n/a | n/a | n/a | n/a | 0.00 | 0.00 | 0.00 | 0.00 | 0.00 | n/a | n/a |
| 15C | Trapping | 0 | 0 | 0 | 0 | 0 | n/a | n/a | n/a | n/a | n/a | 0.00 | 0.00 | 0.00 | 0.00 | 0.00 | n/a | n/a |
| 15 | **TOTAL UNIT** | 0 | 0 | 0 | 0 | 0 | n/a | n/a | n/a | n/a | n/a | | | | | | | |
| **Unit 16** | | | | | | | | | | | | | | | | | | |
| 16A | Trapping | 14 | 0 | 6 | 0 | 8 | n/a | n/a | n/a | n/a | n/a | n/a | 0.00 | n/a | 0.00 | n/a | n/a | n/a |
| 16B | Trapping | 116 | 60 | 8 | 0 | 48 | n/a | n/a | n/a | n/a | n/a | n/a | n/a | n/a | 0.00 | n/a | n/a | n/a |
| 16 | **TOTAL UNIT** | 130 | 60 | 14 | 0 | 56 | n/a | n/a | n/a | n/a | n/a | | | | | | | |
| **Unit 18** | | | | | | | | | | | | | | | | | | |
| 18 | Trapping | 10 | 10 | 0 | 0 | 0 | n/a | n/a | n/a | n/a | n/a | n/a | n/a | 0.00 | 0.00 | 0.00 | n/a | n/a |
| 18 | **TOTAL UNIT** | 10 | 10 | 0 | 0 | 0 | n/a | n/a | n/a | n/a | n/a | | | | | | | |
| **Unit 20** | | | | | | | | | | | | | | | | | | |
| 20A | Trapping | n/a | n/a | n/a | n/a | n/a | n/a | n/a | n/a | n/a | n/a | n/a | n/a | n/a | n/a | n/a | n/a | n/a |
| 20B | Trapping | n/a | n/a | n/a | n/a | n/a | n/a | n/a | n/a | n/a | n/a | n/a | n/a | n/a | n/a | n/a | n/a | n/a |
| 20C | Trapping | n/a | n/a | n/a | n/a | n/a | n/a | n/a | n/a | n/a | n/a | n/a | n/a | n/a | n/a | n/a | n/a | n/a |
| 20D | Trapping | 0 | 0 | 0 | 0 | 0 | n/a | n/a | n/a | n/a | n/a | 0.00 | 0.00 | 0.00 | 0.00 | 0.00 | n/a | n/a |
| 20E | Trapping | n/a | n/a | n/a | n/a | n/a | n/a | n/a | n/a | n/a | n/a | n/a | n/a | n/a | n/a | n/a | n/a | n/a |
| 20F | Trapping | n/a | n/a | n/a | n/a | n/a | n/a | n/a | n/a | n/a | n/a | n/a | n/a | n/a | n/a | n/a | n/a | n/a |
| 20 | **TOTAL UNIT** | 0 | 0 | 0 | 0 | 0 | n/a | n/a | n/a | n/a | n/a | | | | | | | |

***DATA IS PRESENTED ONLY FOR UNITS WHERE HUNTER INFORMATION IS AVAILABLE***

# 1992-93 HUNTER INFORMATION BY SPECIES: MARTEN

| GMU | TYPE | HUNT TOTAL | SUCCESSFUL HUNTERS: UNIT RES | SUCCESSFUL HUNTERS: OTHER STATE RES | SUCCESSFUL HUNTERS: NON-RES | SUCCESSFUL HUNTERS: UNKN. RES | UNSUCCESSFUL HUNTERS: TOTAL | UNSUCCESSFUL HUNTERS: UNIT RES | UNSUCCESSFUL HUNTERS: OTHER STATE RES | UNSUCCESSFUL HUNTERS: NON-RES | UNSUCCESSFUL HUNTERS: UNKN. RES | PERCENT SUCCESSFUL: TOTAL | PERCENT SUCCESSFUL: UNIT RES | PERCENT SUCCESSFUL: OTHER STATE RES | PERCENT SUCCESSFUL: NON-RES | PERCENT SUCCESSFUL: UNKN. RES | EFFORT: TOTAL HUNTER DAYS | EFFORT: AVG. HUNTER EFFORT |
|---|---|---|---|---|---|---|---|---|---|---|---|---|---|---|---|---|---|---|
| **Unit 21** | | | | | | | | | | | | | | | | | | |
| 21A | Trapping | n/a | n/a | n/a | n/a | n/a | n/a | n/a | n/a | n/a | n/a | n/a | n/a | n/a | n/a | n/a | n/a | n/a |
| 21B | Trapping | 0 | 0 | 0 | 0 | 0 | n/a | n/a | n/a | n/a | n/a | 0.00 | 0.00 | 0.00 | 0.00 | 0.00 | n/a | n/a |
| 21C | Trapping | 0 | 0 | 0 | 0 | 0 | n/a | n/a | n/a | n/a | n/a | 0.00 | 0.00 | 0.00 | 0.00 | 0.00 | n/a | n/a |
| 21D | Trapping | 0 | 0 | 0 | 0 | 0 | n/a | n/a | n/a | n/a | n/a | 0.00 | 0.00 | 0.00 | 0.00 | 0.00 | n/a | n/a |
| 21E | Trapping | n/a | n/a | n/a | n/a | n/a | n/a | n/a | n/a | n/a | n/a | n/a | n/a | n/a | n/a | n/a | n/a | n/a |
| 21 | **TOTAL UNIT** | 0 | 0 | 0 | 0 | 0 | n/a | n/a | n/a | n/a | n/a | | | | | | | |
| **Unit 23** | | | | | | | | | | | | | | | | | | |
| 23 | Trapping | 0 | 0 | 0 | 0 | 0 | n/a | n/a | n/a | n/a | n/a | 0.00 | 0.00 | 0.00 | 0.00 | 0.00 | n/a | n/a |
| 23 | **TOTAL UNIT** | 0 | 0 | 0 | 0 | 0 | n/a | n/a | n/a | n/a | n/a | | | | | | | |
| **Unit 24** | | | | | | | | | | | | | | | | | | |
| 24 | Trapping | 0 | 0 | 0 | 0 | 0 | n/a | n/a | n/a | n/a | n/a | 0.00 | 0.00 | 0.00 | 0.00 | 0.00 | n/a | n/a |
| 24 | **TOTAL UNIT** | 0 | 0 | 0 | 0 | 0 | n/a | n/a | n/a | n/a | n/a | | | | | | | |
| **TOTAL STATEWIDE** | | 847 | 531 | 259 | 0 | 57 | n/a | n/a | n/a | n/a | n/a | | | | | | | |

***DATA IS PRESENTED ONLY FOR UNITS WHERE HUNTER INFORMATION IS AVAILABLE***

# *1992-93 HUNTER INFORMATION BY SPECIES: MINK*

| | | | SUCCESSFUL HUNTERS | | | | | UNSUCCESSFUL HUNTERS | | | | | PERCENT SUCCESSFUL | | | | | EFFORT | |
|---|---|---|---|---|---|---|---|---|---|---|---|---|---|---|---|---|---|---|---|
| | | | | OTHER | | | | | OTHER | | | | | OTHER | | | | TOTAL | AVG. |
| GMU | TYPE | HUNT TOTAL | UNIT RES | STATE RES | NON-RES | UNKN. RES | TOTAL | UNIT RES | STATE RES | NON-RES | UNKN. RES | TOTAL | UNIT RES | STATE RES | NON-RES | UNKN. RES | HUNTER DAYS | HUNTER EFFORT |

***DATA IS PRESENTED ONLY FOR UNITS WHERE HUNTER INFORMATION IS AVAILABLE***

# 1992-93 HUNTER INFORMATION BY SPECIES: MOOSE

| GMU | TYPE | HUNT | SUCCESSFUL HUNTERS TOTAL | UNIT RES | OTHER STATE RES | NON-RES | UNKN. RES | UNSUCCESSFUL HUNTERS TOTAL | UNIT RES | OTHER STATE RES | NON-RES | UNKN. RES | PERCENT SUCCESSFUL TOTAL | UNIT RES | OTHER STATE RES | NON-RES | UNKN. RES | EFFORT TOTAL HUNTER DAYS | EFFORT AVG. HUNTER EFFORT |
|---|---|---|---|---|---|---|---|---|---|---|---|---|---|---|---|---|---|---|---|
| **Unit 01** | | | | | | | | | | | | | | | | | | | |
| 01A | General Season | | 5 | 5 | 0 | 0 | 0 | 31 | 26 | 2 | 2 | 1 | 13.89 | 16.13 | 0.00 | 0.00 | 0.00 | 173 | 4.81 |
| 01B | General Season | | 19 | 0 | 19 | 0 | 0 | 212 | 0 | 206 | 3 | 3 | 8.23 | 0.00 | 8.44 | 0.00 | 0.00 | 1357 | 5.87 |
| 01B | Registration | R0955 | 25 | 0 | 24 | 1 | 0 | 83 | 0 | 83 | 0 | 0 | 23.15 | 0.00 | 22.43 | 100.00 | 0.00 | 594 | 5.50 |
| 01B | **TOTAL SUBUNIT** | | 44 | 0 | 43 | 1 | 0 | 295 | 0 | 289 | 3 | 3 | | | | | | | |
| 01C | Drawing | D0901 | 5 | 5 | 0 | 0 | 0 | 0 | 0 | 0 | 0 | 0 | 100.00 | 100.00 | 0.00 | 0.00 | 0.00 | 16 | 3.20 |
| 01C | Drawing | D0902 | 4 | 4 | 0 | 0 | 0 | 0 | 0 | 0 | 0 | 0 | 100.00 | 100.00 | 0.00 | 0.00 | 0.00 | 7 | 1.75 |
| 01C | Registration | R0956 | 39 | 33 | 4 | 2 | 0 | 279 | 221 | 56 | 1 | 1 | 12.26 | 12.99 | 6.67 | 66.67 | 0.00 | 893 | 2.81 |
| 01C | **TOTAL SUBUNIT** | | 48 | 42 | 4 | 2 | 0 | 279 | 221 | 56 | 1 | 1 | | | | | | | |
| 01 | **TOTAL UNIT** | | 97 | 47 | 47 | 3 | 0 | 605 | 247 | 347 | 6 | 5 | | | | | | | |
| **Unit 03** | | | | | | | | | | | | | | | | | | | |
| 03 | General Season | | 15 | 15 | 0 | 0 | 0 | 195 | 195 | 0 | 0 | 0 | 7.14 | 7.14 | 0.00 | 0.00 | 0.00 | 827 | 3.94 |
| 03 | **TOTAL UNIT** | | 15 | 15 | 0 | 0 | 0 | 195 | 195 | 0 | 0 | 0 | | | | | | | |
| **Unit 05** | | | | | | | | | | | | | | | | | | | |
| 05A | Registration | R0961 | 50 | 32 | 15 | 3 | 0 | 190 | 127 | 56 | 5 | 2 | 20.83 | 20.13 | 21.13 | 37.50 | 0.00 | 901 | 3.75 |
| 05B | Registration | R0962 | 7 | 4 | 3 | 0 | 0 | 42 | 15 | 23 | 4 | 0 | 14.29 | 21.05 | 11.54 | 0.00 | 0.00 | 83 | 1.69 |
| 05 | **TOTAL UNIT** | | 57 | 36 | 18 | 3 | 0 | 232 | 142 | 79 | 9 | 2 | | | | | | | |
| **Unit 06** | | | | | | | | | | | | | | | | | | | |
| 06A | General Season | | 133 | 70 | 30 | 33 | 0 | 68 | 27 | 25 | 15 | 1 | 66.17 | 72.16 | 54.55 | 68.75 | 0.00 | 777 | 3.87 |
| 06B | Registration | R0964 | 28 | 25 | 3 | 0 | 0 | 84 | 74 | 10 | 0 | 0 | 25.00 | 25.25 | 23.08 | 0.00 | 0.00 | 214 | 1.91 |
| 06B | Drawing | D0966 | 13 | 13 | 0 | 0 | 0 | 4 | 4 | 0 | 0 | 0 | 76.47 | 76.47 | 0.00 | 0.00 | 0.00 | 61 | 3.59 |
| 06B | **TOTAL SUBUNIT** | | 41 | 38 | 3 | 0 | 0 | 88 | 78 | 10 | 0 | 0 | | | | | | | |
| 06C | Drawing | D0967 | 19 | 15 | 4 | 0 | 0 | 1 | 1 | 0 | 0 | 0 | 95.00 | 93.75 | 100.00 | 0.00 | 0.00 | 57 | 2.85 |
| 06C | Drawing | D0968 | 13 | 13 | 0 | 0 | 0 | 2 | 1 | 1 | 0 | 0 | 86.67 | 92.86 | 0.00 | 0.00 | 0.00 | 47 | 3.13 |
| 06C | **TOTAL SUBUNIT** | | 32 | 28 | 4 | 0 | 0 | 3 | 2 | 1 | 0 | 0 | | | | | | | |
| 06D | General Season | | 2 | 2 | 0 | 0 | 0 | 10 | 8 | 2 | 0 | 0 | 16.67 | 20.00 | 0.00 | 0.00 | 0.00 | 40 | 3.33 |
| 06 | **TOTAL UNIT** | | 208 | 138 | 37 | 33 | 0 | 169 | 115 | 38 | 15 | 1 | | | | | | | |
| **Unit 07** | | | | | | | | | | | | | | | | | | | |
| 07 | General Season | | 55 | 24 | 26 | 4 | 1 | 385 | 166 | 205 | 6 | 8 | 12.50 | 12.63 | 11.26 | 40.00 | 11.11 | 2493 | 5.67 |
| 07 | Drawing | D0910 | 21 | 0 | 21 | 0 | 0 | 10 | 0 | 10 | 0 | 0 | 67.74 | 0.00 | 67.74 | 0.00 | 0.00 | 149 | 4.81 |
| 07 | Drawing | D0911 | 29 | 1 | 28 | 0 | 0 | 9 | 0 | 9 | 0 | 0 | 76.32 | 100.00 | 75.68 | 0.00 | 0.00 | 153 | 4.03 |
| 07 | **TOTAL UNIT** | | 105 | 25 | 75 | 4 | 1 | 404 | 166 | 224 | 6 | 8 | | | | | | | |
| **Unit 09** | | | | | | | | | | | | | | | | | | | |
| 09A | General Season | | 6 | 0 | 6 | 0 | 0 | 6 | 0 | 6 | 0 | 0 | 50.00 | 0.00 | 50.00 | 0.00 | 0.00 | 74 | 6.17 |
| 09B | General Season | | 60 | 15 | 21 | 23 | 1 | 138 | 24 | 45 | 63 | 6 | 30.30 | 38.46 | 31.82 | 26.74 | 14.29 | 1309 | 6.61 |
| 09C | General Season | | 39 | 20 | 8 | 11 | 0 | 112 | 63 | 33 | 13 | 3 | 25.83 | 24.10 | 19.51 | 45.83 | 0.00 | 729 | 4.83 |
| 09C | Federal | R0908 | 2 | 2 | 0 | 0 | 0 | 1 | 1 | 0 | 0 | 0 | 66.67 | 66.67 | 0.00 | 0.00 | 0.00 | 3 | 1.00 |
| 09C | Federal | R0909 | 0 | 0 | 0 | 0 | 0 | 0 | 0 | 0 | 0 | 0 | 0.00 | 0.00 | 0.00 | 0.00 | 0.00 | 0 | 0.00 |
| 09C | **TOTAL SUBUNIT** | | 41 | 22 | 8 | 11 | 0 | 113 | 64 | 33 | 13 | 3 | | | | | | | |

# 1992-93 HUNTER INFORMATION BY SPECIES: MOOSE

| GMU | TYPE | HUNT | SUCCESSFUL HUNTERS TOTAL | UNIT RES | OTHER STATE RES | NON-RES | UNKN. RES | UNSUCCESSFUL HUNTERS TOTAL | UNIT RES | OTHER STATE RES | NON-RES | UNKN. RES | PERCENT SUCCESSFUL TOTAL | UNIT RES | OTHER STATE RES | NON-RES | UNKN. RES | EFFORT TOTAL HUNTER DAYS | EFFORT AVG. HUNTER EFFORT |
|---|---|---|---|---|---|---|---|---|---|---|---|---|---|---|---|---|---|---|---|
| **Unit 09** | | | | | | | | | | | | | | | | | | | |
| 09D | General Season | | 0 | 0 | 0 | 0 | 0 | 1 | 0 | 0 | 1 | 0 | 0.00 | 0.00 | 0.00 | 0.00 | 0.00 | 4 | 4.00 |
| 09E | General Season | | 100 | 8 | 24 | 63 | 5 | 92 | 26 | 30 | 33 | 3 | 52.08 | 23.53 | 44.44 | 65.63 | 62.50 | 1108 | 5.77 |
| 09Z | General Season | | 1 | 1 | 0 | 0 | 0 | 2 | 0 | 1 | 1 | 0 | 33.33 | 100.00 | 0.00 | 0.00 | 0.00 | 16 | 5.33 |
| 09 | **TOTAL UNIT** | | 208 | 46 | 59 | 97 | 6 | 352 | 114 | 115 | 111 | 12 | | | | | | | |
| **Unit 11** | | | | | | | | | | | | | | | | | | | |
| 11 | General Season | | 23 | 1 | 19 | 3 | 0 | 139 | 3 | 129 | 4 | 3 | 14.20 | 25.00 | 12.84 | 42.86 | 0.00 | 1106 | 6.83 |
| 11 | Federal | R0913 | 0 | 0 | 0 | 0 | 0 | 2 | 0 | 2 | 0 | 0 | 0.00 | 0.00 | 0.00 | 0.00 | 0.00 | 13 | 6.50 |
| 11 | **TOTAL UNIT** | | 23 | 1 | 19 | 3 | 0 | 141 | 3 | 131 | 4 | 3 | | | | | | | |
| **Unit 12** | | | | | | | | | | | | | | | | | | | |
| 12 | General Season | | 71 | 23 | 35 | 12 | 1 | 408 | 222 | 164 | 13 | 9 | 14.82 | 9.39 | 17.59 | 48.00 | 10.00 | 3646 | 7.61 |
| 12 | **TOTAL UNIT** | | 71 | 23 | 35 | 12 | 1 | 408 | 222 | 164 | 13 | 9 | | | | | | | |
| **Unit 13** | | | | | | | | | | | | | | | | | | | |
| 13A | General Season | | 125 | 5 | 117 | 0 | 3 | 530 | 55 | 453 | 2 | 20 | 19.08 | 8.33 | 20.53 | 0.00 | 13.04 | 3390 | 5.18 |
| 13A | Federal | R0913 | 7 | 7 | 0 | 0 | 0 | 12 | 11 | 1 | 0 | 0 | 36.84 | 38.89 | 0.00 | 0.00 | 0.00 | 105 | 5.53 |
| 13A | **TOTAL SUBUNIT** | | 132 | 12 | 117 | 0 | 3 | 542 | 66 | 454 | 2 | 20 | | | | | | | |
| 13B | General Season | | 139 | 5 | 132 | 0 | 2 | 632 | 101 | 514 | 2 | 15 | 18.03 | 4.72 | 20.43 | 0.00 | 11.76 | 4444 | 5.76 |
| 13B | Federal | R0913 | 35 | 31 | 4 | 0 | 0 | 205 | 200 | 4 | 0 | 1 | 14.58 | 13.42 | 50.00 | 0.00 | 0.00 | 1570 | 6.54 |
| 13B | **TOTAL SUBUNIT** | | 174 | 36 | 136 | 0 | 2 | 837 | 301 | 518 | 2 | 16 | | | | | | | |
| 13C | General Season | | 75 | 14 | 60 | 0 | 1 | 172 | 51 | 114 | 2 | 5 | 30.36 | 21.54 | 34.48 | 0.00 | 16.67 | 1419 | 5.74 |
| 13C | Federal | R0913 | 2 | 2 | 0 | 0 | 0 | 10 | 10 | 0 | 0 | 0 | 16.67 | 16.67 | 0.00 | 0.00 | 0.00 | 70 | 5.83 |
| 13C | **TOTAL SUBUNIT** | | 77 | 16 | 60 | 0 | 1 | 182 | 61 | 114 | 2 | 5 | | | | | | | |
| 13D | General Season | | 55 | 6 | 47 | 0 | 2 | 233 | 69 | 156 | 0 | 8 | 19.10 | 8.00 | 23.15 | 0.00 | 20.00 | 1744 | 6.06 |
| 13D | Federal | R0913 | 9 | 9 | 0 | 0 | 0 | 55 | 54 | 1 | 0 | 0 | 14.06 | 14.29 | 0.00 | 0.00 | 0.00 | 615 | 9.61 |
| 13D | **TOTAL SUBUNIT** | | 64 | 15 | 47 | 0 | 2 | 288 | 123 | 157 | 0 | 8 | | | | | | | |
| 13E | General Season | | 166 | 13 | 149 | 0 | 4 | 444 | 27 | 406 | 2 | 9 | 27.21 | 32.50 | 26.85 | 0.00 | 30.77 | 3261 | 5.35 |
| 13E | Federal | R0913 | 3 | 3 | 0 | 0 | 0 | 25 | 24 | 0 | 0 | 1 | 10.71 | 11.11 | 0.00 | 0.00 | 0.00 | 245 | 8.75 |
| 13E | **TOTAL SUBUNIT** | | 169 | 16 | 149 | 0 | 4 | 469 | 51 | 406 | 2 | 10 | | | | | | | |
| 13Z | General Season | | 11 | 1 | 9 | 0 | 1 | 193 | 49 | 138 | 2 | 4 | 5.39 | 2.00 | 6.12 | 0.00 | 20.00 | 1323 | 6.49 |
| 13Z | Federal | R0913 | 1 | 1 | 0 | 0 | 0 | 76 | 74 | 2 | 0 | 0 | 1.30 | 1.33 | 0.00 | 0.00 | 0.00 | 732 | 9.51 |
| 13Z | **TOTAL SUBUNIT** | | 12 | 2 | 9 | 0 | 1 | 269 | 123 | 140 | 2 | 4 | | | | | | | |
| 13 | **TOTAL UNIT** | | 628 | 97 | 518 | 0 | 13 | 2587 | 725 | 1789 | 10 | 63 | | | | | | | |
| **Unit 14** | | | | | | | | | | | | | | | | | | | |
| 14A | General Season | | 540 | 501 | 12 | 12 | 15 | 2805 | 2629 | 50 | 24 | 102 | 16.14 | 16.01 | 19.35 | 33.33 | 12.82 | 18725 | 5.60 |
| 14A | Drawing | D0919 | 79 | 69 | 4 | 1 | 5 | 93 | 89 | 3 | 0 | 1 | 45.93 | 43.67 | 57.14 | 100.00 | 83.33 | 994 | 5.78 |
| 14A | Drawing | D0920 | 76 | 72 | 4 | 0 | 0 | 101 | 94 | 5 | 0 | 2 | 42.94 | 43.37 | 44.44 | 0.00 | 0.00 | 985 | 5.56 |
| 14A | **TOTAL SUBUNIT** | | 695 | 642 | 20 | 13 | 20 | 2999 | 2812 | 58 | 24 | 105 | | | | | | | |
| 14B | General Season | | 34 | 31 | 0 | 3 | 0 | 280 | 259 | 10 | 5 | 6 | 10.83 | 10.69 | 0.00 | 37.50 | 0.00 | 1658 | 5.28 |

# 1992-93 HUNTER INFORMATION BY SPECIES: MOOSE

| GMU | TYPE | HUNT | SUCCESSFUL HUNTERS TOTAL | UNIT RES | OTHER STATE RES | NON-RES | UNKN. RES | UNSUCCESSFUL HUNTERS TOTAL | UNIT RES | OTHER STATE RES | NON-RES | UNKN. RES | PERCENT SUCCESSFUL TOTAL | UNIT RES | OTHER STATE RES | NON-RES | UNKN. RES | EFFORT TOTAL HUNTER DAYS | EFFORT AVG. HUNTER EFFORT |
|---|---|---|---|---|---|---|---|---|---|---|---|---|---|---|---|---|---|---|---|
| **Unit 14** | | | | | | | | | | | | | | | | | | | |
| 14C | General Season | | 64 | 56 | 2 | 3 | 3 | 214 | 198 | 4 | 6 | 6 | 23.02 | 22.05 | 33.33 | 33.33 | 33.33 | 1211 | 4.36 |
| 14C | Drawing | D0910 | 11 | 11 | 0 | 0 | 0 | 14 | 14 | 0 | 0 | 0 | 44.00 | 44.00 | 0.00 | 0.00 | 0.00 | 72 | 2.88 |
| 14C | Drawing | D0911 | 12 | 12 | 0 | 0 | 0 | 8 | 6 | 2 | 0 | 0 | 60.00 | 66.67 | 0.00 | 0.00 | 0.00 | 53 | 2.65 |
| 14C | Drawing | D0919 | 2 | 2 | 0 | 0 | 0 | 0 | 0 | 0 | 0 | 0 | 100.00 | 100.00 | 0.00 | 0.00 | 0.00 | 12 | 6.00 |
| 14C | Drawing | D0921 | 6 | 6 | 0 | 0 | 0 | 2 | 2 | 0 | 0 | 0 | 75.00 | 75.00 | 0.00 | 0.00 | 0.00 | 50 | 6.25 |
| 14C | Drawing | D0922 | 8 | 8 | 0 | 0 | 0 | 4 | 3 | 1 | 0 | 0 | 66.67 | 72.73 | 0.00 | 0.00 | 0.00 | 96 | 8.00 |
| 14C | Drawing | D0923 | 6 | 6 | 0 | 0 | 0 | 7 | 6 | 1 | 0 | 0 | 46.15 | 50.00 | 0.00 | 0.00 | 0.00 | 133 | 10.23 |
| 14C | Drawing | D0924 | 9 | 9 | 0 | 0 | 0 | 29 | 25 | 3 | 0 | 1 | 23.68 | 26.47 | 0.00 | 0.00 | 0.00 | 386 | 10.16 |
| 14C | Drawing | D0925 | 12 | 12 | 0 | 0 | 0 | 15 | 12 | 2 | 0 | 1 | 44.44 | 50.00 | 0.00 | 0.00 | 0.00 | 240 | 8.89 |
| 14C | Drawing | D0927 | 17 | 17 | 0 | 0 | 0 | 24 | 21 | 1 | 1 | 1 | 41.46 | 44.74 | 0.00 | 0.00 | 0.00 | 293 | 7.15 |
| 14C | Drawing | D0929 | 7 | 7 | 0 | 0 | 0 | 0 | 0 | 0 | 0 | 0 | 100.00 | 100.00 | 0.00 | 0.00 | 0.00 | 28 | 4.00 |
| 14C | Drawing | D0941 | 7 | 7 | 0 | 0 | 0 | 5 | 5 | 0 | 0 | 0 | 58.33 | 58.33 | 0.00 | 0.00 | 0.00 | 28 | 2.33 |
| 14C | Drawing | D0942 | 0 | 0 | 0 | 0 | 0 | 8 | 8 | 0 | 0 | 0 | 0.00 | 0.00 | 0.00 | 0.00 | 0.00 | 30 | 3.75 |
| 14C | Drawing | D0943 | 6 | 6 | 0 | 0 | 0 | 8 | 7 | 1 | 0 | 0 | 42.86 | 46.15 | 0.00 | 0.00 | 0.00 | 50 | 3.57 |
| 14C | Drawing | D0948 | 1 | 1 | 0 | 0 | 0 | 12 | 12 | 0 | 0 | 0 | 7.69 | 7.69 | 0.00 | 0.00 | 0.00 | 106 | 8.15 |
| 14C | Drawing | D0949 | 2 | 2 | 0 | 0 | 0 | 7 | 7 | 0 | 0 | 0 | 22.22 | 22.22 | 0.00 | 0.00 | 0.00 | 96 | 10.67 |
| 14C | Registration | R0975 | 2 | 2 | 0 | 0 | 0 | 173 | 163 | 6 | 0 | 4 | 1.14 | 1.21 | 0.00 | 0.00 | 0.00 | 733 | 4.19 |
| 14C | **TOTAL SUBUNIT** | | 172 | 164 | 2 | 3 | 3 | 530 | 489 | 21 | 7 | 13 | | | | | | | |
| 14Z | General Season | | 2 | 2 | 0 | 0 | 0 | 42 | 38 | 2 | 0 | 2 | 4.55 | 5.00 | 0.00 | 0.00 | 0.00 | 217 | 4.93 |
| 14 | **TOTAL UNIT** | | 903 | 839 | 22 | 19 | 23 | 3851 | 3598 | 91 | 36 | 126 | | | | | | | |
| **Unit 15** | | | | | | | | | | | | | | | | | | | |
| 15A | General Season | | 143 | 121 | 14 | 2 | 6 | 1074 | 874 | 171 | 15 | 14 | 11.75 | 12.16 | 7.57 | 11.76 | 30.00 | 8187 | 6.73 |
| 15A | Drawing | D0944 | 6 | 3 | 2 | 0 | 1 | 14 | 2 | 12 | 0 | 0 | 30.00 | 60.00 | 14.29 | 0.00 | 100.00 | 65 | 3.25 |
| 15A | **TOTAL SUBUNIT** | | 149 | 124 | 16 | 2 | 7 | 1088 | 876 | 183 | 15 | 14 | | | | | | | |
| 15B | General Season | | 48 | 40 | 6 | 1 | 1 | 276 | 247 | 24 | 1 | 4 | 14.81 | 13.94 | 20.00 | 50.00 | 20.00 | 2319 | 7.16 |
| 15B | Drawing | D0930 | 1 | 0 | 1 | 0 | 0 | 10 | 3 | 6 | 0 | 1 | 9.09 | 0.00 | 14.29 | 0.00 | 0.00 | 40 | 3.64 |
| 15B | Drawing | D0931 | 0 | 0 | 0 | 0 | 0 | 10 | 1 | 9 | 0 | 0 | 0.00 | 0.00 | 0.00 | 0.00 | 0.00 | 47 | 4.70 |
| 15B | Drawing | D0932 | 1 | 1 | 0 | 0 | 0 | 4 | 4 | 0 | 0 | 0 | 20.00 | 20.00 | 0.00 | 0.00 | 0.00 | 29 | 5.80 |
| 15B | Drawing | D0933 | 1 | 0 | 1 | 0 | 0 | 2 | 2 | 0 | 0 | 0 | 33.33 | 0.00 | 100.00 | 0.00 | 0.00 | 28 | 9.33 |
| 15B | Drawing | D0934 | 4 | 2 | 0 | 2 | 0 | 6 | 2 | 3 | 1 | 0 | 40.00 | 50.00 | 0.00 | 66.67 | 0.00 | 61 | 6.10 |
| 15B | Drawing | D0935 | 8 | 5 | 2 | 1 | 0 | 2 | 2 | 0 | 0 | 0 | 80.00 | 71.43 | 100.00 | 100.00 | 0.00 | 68 | 6.80 |
| 15B | Drawing | D0936 | 3 | 2 | 1 | 0 | 0 | 3 | 1 | 1 | 1 | 0 | 50.00 | 66.67 | 50.00 | 0.00 | 0.00 | 27 | 4.50 |
| 15B | Drawing | D0937 | 4 | 3 | 1 | 0 | 0 | 3 | 1 | 2 | 0 | 0 | 57.14 | 75.00 | 33.33 | 0.00 | 0.00 | 56 | 8.00 |
| 15B | Drawing | D0938 | 3 | 2 | 0 | 1 | 0 | 5 | 2 | 1 | 2 | 0 | 37.50 | 50.00 | 0.00 | 33.33 | 0.00 | 77 | 9.63 |
| 15B | Drawing | D0939 | 1 | 1 | 0 | 0 | 0 | 5 | 1 | 4 | 0 | 0 | 16.67 | 50.00 | 0.00 | 0.00 | 0.00 | 38 | 6.33 |
| 15B | **TOTAL SUBUNIT** | | 74 | 56 | 12 | 5 | 1 | 326 | 266 | 50 | 5 | 5 | | | | | | | |
| 15C | General Season | | 184 | 163 | 13 | 7 | 1 | 991 | 850 | 127 | 7 | 7 | 15.66 | 16.09 | 9.29 | 50.00 | 12.50 | 7943 | 6.76 |
| 15C | Tier II | T0940 | 3 | 3 | 0 | 0 | 0 | 4 | 4 | 0 | 0 | 0 | 42.86 | 42.86 | 0.00 | 0.00 | 0.00 | 37 | 5.29 |
| 15C | **TOTAL SUBUNIT** | | 187 | 166 | 13 | 7 | 1 | 995 | 854 | 127 | 7 | 7 | | | | | | | |
| 15Z | General Season | | 1 | 1 | 0 | 0 | 0 | 54 | 44 | 7 | 1 | 2 | 1.82 | 2.22 | 0.00 | 0.00 | 0.00 | 504 | 9.16 |
| 15 | **TOTAL UNIT** | | 411 | 347 | 41 | 14 | 9 | 2463 | 2040 | 367 | 28 | 28 | | | | | | | |

# 1992-93 HUNTER INFORMATION BY SPECIES: MOOSE

| GMU | TYPE | HUNT | SUCCESSFUL HUNTERS TOTAL | UNIT RES | OTHER STATE RES | NON-RES | UNKN. RES | UNSUCCESSFUL HUNTERS TOTAL | UNIT RES | OTHER STATE RES | NON-RES | UNKN. RES | PERCENT SUCCESSFUL TOTAL | UNIT RES | OTHER STATE RES | NON-RES | UNKN. RES | EFFORT TOTAL HUNTER DAYS | EFFORT AVG. HUNTER EFFORT |
|---|---|---|---|---|---|---|---|---|---|---|---|---|---|---|---|---|---|---|---|
| **Unit 16** | | | | | | | | | | | | | | | | | | | |
| 16A | General Season | | 138 | 7 | 126 | 4 | 1 | 710 | 34 | 631 | 24 | 21 | 16.27 | 17.07 | 16.64 | 14.29 | 4.55 | 4730 | 5.58 |
| 16B | General Season | | 193 | 15 | 135 | 38 | 5 | 571 | 26 | 480 | 53 | 12 | 25.26 | 36.59 | 21.95 | 41.76 | 29.41 | 4534 | 5.93 |
| 16B | Federal | R0978 | 3 | 3 | 0 | 0 | 0 | 3 | 3 | 0 | 0 | 0 | 50.00 | 50.00 | 0.00 | 0.00 | 0.00 | 17 | 2.83 |
| 16B | Tier II | T0979 | 43 | 22 | 21 | 0 | 0 | 61 | 17 | 44 | 0 | 0 | 41.35 | 56.41 | 32.31 | 0.00 | 0.00 | 392 | 3.77 |
| 16B | **TOTAL SUBUNIT** | | 239 | 40 | 156 | 38 | 5 | 635 | 46 | 524 | 53 | 12 | | | | | | | |
| 16Z | General Season | | 0 | 0 | 0 | 0 | 0 | 21 | 1 | 19 | 0 | 1 | 0.00 | 0.00 | 0.00 | 0.00 | 0.00 | 132 | 6.29 |
| 16 | **TOTAL UNIT** | | 377 | 47 | 282 | 42 | 6 | 1366 | 81 | 1174 | 77 | 34 | | | | | | | |
| **Unit 17** | | | | | | | | | | | | | | | | | | | |
| 17A | General Season | | 1 | 0 | 1 | 0 | 0 | 1 | 0 | 1 | 0 | 0 | 50.00 | 0.00 | 50.00 | 0.00 | 0.00 | 16 | 8.00 |
| 17B | General Season | | 152 | 15 | 67 | 63 | 7 | 248 | 15 | 103 | 124 | 6 | 38.00 | 50.00 | 39.41 | 33.69 | 53.85 | 2738 | 6.85 |
| 17B | Registration | R0983 | 8 | 6 | 2 | 0 | 0 | 35 | 27 | 8 | 0 | 0 | 18.60 | 18.18 | 20.00 | 0.00 | 0.00 | 170 | 3.95 |
| 17B | **TOTAL SUBUNIT** | | 160 | 21 | 69 | 63 | 7 | 283 | 42 | 111 | 124 | 6 | | | | | | | |
| 17C | General Season | | 56 | 44 | 10 | 1 | 1 | 57 | 48 | 7 | 0 | 2 | 49.56 | 47.83 | 58.82 | 100.00 | 33.33 | 521 | 4.61 |
| 17C | Registration | R0983 | 34 | 30 | 4 | 0 | 0 | 61 | 57 | 3 | 0 | 1 | 35.79 | 34.48 | 57.14 | 0.00 | 0.00 | 366 | 3.85 |
| 17C | **TOTAL SUBUNIT** | | 90 | 74 | 14 | 1 | 1 | 118 | 105 | 10 | 0 | 3 | | | | | | | |
| 17Z | General Season | | 3 | 2 | 1 | 0 | 0 | 6 | 3 | 3 | 0 | 0 | 33.33 | 40.00 | 25.00 | 0.00 | 0.00 | 60 | 6.67 |
| 17Z | Registration | R0983 | 8 | 7 | 1 | 0 | 0 | 39 | 38 | 0 | 0 | 1 | 17.02 | 15.56 | 100.00 | 0.00 | 0.00 | 208 | 4.43 |
| 17Z | **TOTAL SUBUNIT** | | 11 | 9 | 2 | 0 | 0 | 45 | 41 | 3 | 0 | 1 | | | | | | | |
| 17 | **TOTAL UNIT** | | 262 | 104 | 86 | 64 | 8 | 447 | 188 | 125 | 124 | 10 | | | | | | | |
| **Unit 18** | | | | | | | | | | | | | | | | | | | |
| 18 | General Season | | 77 | 72 | 3 | 2 | 0 | 246 | 233 | 8 | 2 | 3 | 23.84 | 23.61 | 27.27 | 50.00 | 0.00 | 2675 | 8.28 |
| 18 | **TOTAL UNIT** | | 77 | 72 | 3 | 2 | 0 | 246 | 233 | 8 | 2 | 3 | | | | | | | |
| **Unit 19** | | | | | | | | | | | | | | | | | | | |
| 19A | General Season | | 175 | 47 | 94 | 11 | 23 | 81 | 30 | 35 | 10 | 6 | 68.36 | 61.04 | 72.87 | 52.38 | 79.31 | 1667 | 6.51 |
| 19A | Tier II | T0984 | n/a | n/a | n/a | n/a | n/a | n/a | n/a | n/a | n/a | n/a | n/a | n/a | n/a | n/a | n/a | n/a | n/a |
| 19A | **TOTAL SUBUNIT** | | 175 | 47 | 94 | 11 | 23 | 81 | 30 | 35 | 10 | 6 | | | | | | | |
| 19B | General Season | | 134 | 3 | 66 | 60 | 5 | 163 | 2 | 72 | 84 | 5 | 45.12 | 60.00 | 47.83 | 41.67 | 50.00 | 1967 | 6.62 |
| 19C | General Season | | 86 | 1 | 56 | 25 | 4 | 112 | 1 | 82 | 26 | 3 | 43.43 | 50.00 | 40.58 | 49.02 | 57.14 | 1246 | 6.29 |
| 19D | General Season | | 108 | 51 | 37 | 11 | 9 | 163 | 86 | 56 | 18 | 3 | 39.85 | 37.23 | 39.78 | 37.93 | 75.00 | 2106 | 7.77 |
| 19Z | General Season | | 8 | 0 | 1 | 7 | 0 | 29 | 6 | 12 | 11 | 0 | 21.62 | 0.00 | 7.69 | 38.89 | 0.00 | 217 | 5.86 |
| 19 | **TOTAL UNIT** | | 511 | 102 | 254 | 114 | 41 | 548 | 125 | 257 | 149 | 17 | | | | | | | |
| **Unit 20** | | | | | | | | | | | | | | | | | | | |
| 20A | General Season | | 246 | 150 | 51 | 32 | 13 | 736 | 549 | 113 | 59 | 15 | 25.05 | 21.46 | 31.10 | 35.16 | 46.43 | 5994 | 6.10 |
| 20B | General Season | | 277 | 229 | 24 | 15 | 9 | 2059 | 1726 | 114 | 166 | 53 | 11.86 | 11.71 | 17.39 | 8.29 | 14.52 | 13665 | 5.85 |
| 20B | Federal | R0980 | 4 | 4 | 0 | 0 | 0 | 6 | 6 | 0 | 0 | 0 | 40.00 | 40.00 | 0.00 | 0.00 | 0.00 | 72 | 7.20 |
| 20B | Tier II | T0985 | 42 | 41 | 1 | 0 | 0 | 66 | 64 | 2 | 0 | 0 | 38.89 | 39.05 | 33.33 | 0.00 | 0.00 | 705 | 6.53 |
| 20B | Registration | R0986 | 23 | 23 | 0 | 0 | 0 | 293 | 263 | 15 | 13 | 2 | 7.28 | 8.04 | 0.00 | 0.00 | 0.00 | 2437 | 7.71 |
| 20B | **TOTAL SUBUNIT** | | 346 | 297 | 25 | 15 | 9 | 2424 | 2059 | 131 | 179 | 55 | | | | | | | |

# 1992-93 HUNTER INFORMATION BY SPECIES: MOOSE

| GMU | TYPE | HUNT | SUCCESSFUL HUNTERS TOTAL | UNIT RES | OTHER STATE RES | NON-RES | UNKN. RES | UNSUCCESSFUL HUNTERS TOTAL | UNIT RES | OTHER STATE RES | NON-RES | UNKN. RES | PERCENT SUCCESSFUL TOTAL | UNIT RES | OTHER STATE RES | NON-RES | UNKN. RES | EFFORT TOTAL HUNTER DAYS | EFFORT AVG. HUNTER EFFORT |
|---|---|---|---|---|---|---|---|---|---|---|---|---|---|---|---|---|---|---|---|
| **Unit 20** | | | | | | | | | | | | | | | | | | | |
| 20C | General Season | | 66 | 43 | 13 | 5 | 5 | 245 | 183 | 45 | 9 | 8 | 21.22 | 19.03 | 22.41 | 35.71 | 38.46 | 2057 | 6.61 |
| 20D | General Season | | 143 | 107 | 25 | 8 | 3 | 575 | 464 | 60 | 37 | 14 | 19.92 | 18.74 | 29.41 | 17.78 | 17.65 | 4256 | 5.93 |
| 20D | Tier II | T0987 | 1 | 1 | 0 | 0 | 0 | 10 | 6 | 4 | 0 | 0 | 9.09 | 14.29 | 0.00 | 0.00 | 0.00 | 99 | 9.00 |
| 20D | **TOTAL SUBUNIT** | | 144 | 108 | 25 | 8 | 3 | 585 | 470 | 64 | 37 | 14 | | | | | | | |
| 20E | General Season | | 69 | 15 | 45 | 4 | 5 | 220 | 52 | 135 | 9 | 24 | 23.88 | 22.39 | 25.00 | 30.77 | 17.24 | 1981 | 6.85 |
| 20F | General Season | | 27 | 20 | 5 | 0 | 2 | 104 | 83 | 18 | 1 | 2 | 20.61 | 19.42 | 21.74 | 0.00 | 50.00 | 749 | 5.72 |
| 20F | Federal | R0990 | 0 | 0 | 0 | 0 | 0 | 3 | 3 | 0 | 0 | 0 | 0.00 | 0.00 | 0.00 | 0.00 | 0.00 | 19 | 6.33 |
| 20F | **TOTAL SUBUNIT** | | 27 | 20 | 5 | 0 | 2 | 107 | 86 | 18 | 1 | 2 | | | | | | | |
| 20Z | General Season | | 10 | 9 | 0 | 1 | 0 | 51 | 36 | 7 | 5 | 3 | 16.39 | 20.00 | 0.00 | 16.67 | 0.00 | 436 | 7.15 |
| 20Z | Federal | R0980 | 0 | 0 | 0 | 0 | 0 | 1 | 1 | 0 | 0 | 0 | 0.00 | 0.00 | 0.00 | 0.00 | 0.00 | 5 | 5.00 |
| 20Z | **TOTAL SUBUNIT** | | 10 | 9 | 0 | 1 | 0 | 52 | 37 | 7 | 5 | 3 | | | | | | | |
| 20 | **TOTAL UNIT** | | 908 | 642 | 164 | 65 | 37 | 4369 | 3436 | 513 | 299 | 121 | | | | | | | |
| **Unit 21** | | | | | | | | | | | | | | | | | | | |
| 21A | General Season | | 101 | 4 | 62 | 33 | 2 | 74 | 2 | 46 | 24 | 2 | 57.71 | 66.67 | 57.41 | 57.89 | 50.00 | 1222 | 6.98 |
| 21B | General Season | | 46 | 12 | 31 | 2 | 1 | 90 | 16 | 63 | 10 | 1 | 33.82 | 42.86 | 32.98 | 16.67 | 50.00 | 960 | 7.06 |
| 21C | General Season | | 9 | 2 | 5 | 2 | 0 | 22 | 1 | 14 | 7 | 0 | 29.03 | 66.67 | 26.32 | 22.22 | 0.00 | 203 | 6.55 |
| 21D | General Season | | 216 | 72 | 111 | 23 | 10 | 167 | 56 | 82 | 14 | 15 | 56.40 | 56.25 | 57.51 | 62.16 | 40.00 | 2123 | 5.54 |
| 21E | General Season | | 124 | 30 | 85 | 4 | 5 | 48 | 11 | 33 | 2 | 2 | 72.09 | 73.17 | 72.03 | 66.67 | 71.43 | 1172 | 6.81 |
| 21Z | General Season | | 1 | 1 | 0 | 0 | 0 | 9 | 0 | 8 | 1 | 0 | 10.00 | 100.00 | 0.00 | 0.00 | 0.00 | 68 | 6.80 |
| 21 | **TOTAL UNIT** | | 497 | 121 | 294 | 64 | 18 | 410 | 86 | 246 | 58 | 20 | | | | | | | |
| **Unit 22** | | | | | | | | | | | | | | | | | | | |
| 22A | General Season | | 16 | 11 | 2 | 2 | 1 | 48 | 47 | 0 | 1 | 0 | 25.00 | 18.97 | 100.00 | 66.67 | 100.00 | 703 | 10.98 |
| 22B | General Season | | 64 | 31 | 12 | 18 | 3 | 57 | 36 | 12 | 8 | 1 | 52.89 | 46.27 | 50.00 | 69.23 | 75.00 | 1016 | 8.40 |
| 22C | General Season | | 25 | 20 | 3 | 2 | 0 | 34 | 26 | 7 | 1 | 0 | 42.37 | 43.48 | 30.00 | 66.67 | 0.00 | 386 | 6.54 |
| 22D | General Season | | 166 | 120 | 23 | 21 | 2 | 179 | 152 | 20 | 5 | 2 | 48.12 | 44.12 | 53.49 | 80.77 | 50.00 | 2106 | 6.10 |
| 22E | General Season | | 18 | 16 | 0 | 0 | 2 | 1 | 1 | 0 | 0 | 0 | 94.74 | 94.12 | 0.00 | 0.00 | 100.00 | 64 | 3.37 |
| 22Z | General Season | | 0 | 0 | 0 | 0 | 0 | 38 | 31 | 6 | 1 | 0 | 0.00 | 0.00 | 0.00 | 0.00 | 0.00 | 363 | 9.55 |
| 22 | **TOTAL UNIT** | | 289 | 198 | 40 | 43 | 8 | 357 | 293 | 45 | 16 | 3 | | | | | | | |
| **Unit 23** | | | | | | | | | | | | | | | | | | | |
| 23 | General Season | | 182 | 47 | 63 | 68 | 4 | 179 | 33 | 89 | 55 | 2 | 50.42 | 58.75 | 41.45 | 55.28 | 66.67 | 2442 | 6.76 |
| 23 | **TOTAL UNIT** | | 182 | 47 | 63 | 68 | 4 | 179 | 33 | 89 | 55 | 2 | | | | | | | |
| **Unit 24** | | | | | | | | | | | | | | | | | | | |
| 24 | General Season | | 123 | 45 | 66 | 7 | 5 | 186 | 26 | 131 | 27 | 2 | 39.81 | 63.38 | 33.50 | 20.59 | 71.43 | 1968 | 6.37 |
| 24 | Federal | R0991 | 11 | 9 | 2 | 0 | 0 | 15 | 15 | 0 | 0 | 0 | 42.31 | 37.50 | 100.00 | 0.00 | 0.00 | 221 | 8.50 |
| 24 | **TOTAL UNIT** | | 134 | 54 | 68 | 7 | 5 | 201 | 41 | 131 | 27 | 2 | | | | | | | |

# 1992-93 HUNTER INFORMATION BY SPECIES: MOOSE

| GMU | TYPE | HUNT | SUCCESSFUL HUNTERS TOTAL | UNIT RES | OTHER STATE RES | NON-RES | UNKN. RES | UNSUCCESSFUL HUNTERS TOTAL | UNIT RES | OTHER STATE RES | NON-RES | UNKN. RES | PERCENT SUCCESSFUL TOTAL | UNIT RES | OTHER STATE RES | NON-RES | UNKN. RES | EFFORT TOTAL HUNTER DAYS | EFFORT AVG. HUNTER EFFORT |
|---|---|---|---|---|---|---|---|---|---|---|---|---|---|---|---|---|---|---|---|
| **Unit 25** | | | | | | | | | | | | | | | | | | | |
| 25A | General Season | | 17 | 2 | 7 | 7 | 1 | 31 | 5 | 20 | 6 | 0 | 35.42 | 28.57 | 25.93 | 53.85 | 100.00 | 398 | 8.29 |
| 25A | Federal | R0992 | 0 | 0 | 0 | 0 | 0 | 0 | 0 | 0 | 0 | 0 | 0.00 | 0.00 | 0.00 | 0.00 | 0.00 | 0 | 0.00 |
| 25A | **TOTAL SUBUNIT** | | 17 | 2 | 7 | 7 | 1 | 31 | 5 | 20 | 6 | 0 | | | | | | | |
| 25B | General Season | | 18 | 6 | 9 | 2 | 1 | 77 | 8 | 62 | 4 | 3 | 18.95 | 42.86 | 12.68 | 33.33 | 25.00 | 646 | 6.80 |
| 25C | General Season | | 39 | 1 | 31 | 7 | 0 | 167 | 16 | 145 | 5 | 1 | 18.93 | 5.88 | 17.61 | 58.33 | 0.00 | 1164 | 5.65 |
| 25D | General Season | | 19 | 10 | 8 | 1 | 0 | 65 | 31 | 31 | 3 | 0 | 22.62 | 24.39 | 20.51 | 25.00 | 0.00 | 470 | 5.60 |
| 25D | Federal | R0993 | 0 | 0 | 0 | 0 | 0 | 0 | 0 | 0 | 0 | 0 | 0.00 | 0.00 | 0.00 | 0.00 | 0.00 | 0 | 0.00 |
| 25D | Tier II | T0994 | 5 | 1 | 4 | 0 | 0 | 21 | 9 | 12 | 0 | 0 | 19.23 | 10.00 | 25.00 | 0.00 | 0.00 | 153 | 5.88 |
| 25D | Federal | R0995 | 4 | 4 | 0 | 0 | 0 | 14 | 14 | 0 | 0 | 0 | 22.22 | 22.22 | 0.00 | 0.00 | 0.00 | 113 | 6.28 |
| 25D | **TOTAL SUBUNIT** | | 28 | 15 | 12 | 1 | 0 | 100 | 54 | 43 | 3 | 0 | | | | | | | |
| 25Z | General Season | | 2 | 1 | 0 | 1 | 0 | 6 | 4 | 2 | 0 | 0 | 25.00 | 20.00 | 0.00 | 100.00 | 0.00 | 43 | 5.38 |
| 25 | **TOTAL UNIT** | | 104 | 25 | 59 | 18 | 2 | 381 | 87 | 272 | 18 | 4 | | | | | | | |
| **Unit 26** | | | | | | | | | | | | | | | | | | | |
| 26A | General Season | | 60 | 12 | 16 | 29 | 3 | 45 | 13 | 19 | 12 | 1 | 57.14 | 48.00 | 45.71 | 70.73 | 75.00 | 669 | 6.37 |
| 26B | General Season | | 45 | 0 | 21 | 23 | 1 | 45 | 0 | 42 | 2 | 1 | 50.00 | 0.00 | 33.33 | 92.00 | 50.00 | 509 | 5.66 |
| 26C | General Season | | 4 | 0 | 2 | 2 | 0 | 1 | 0 | 1 | 0 | 0 | 80.00 | 0.00 | 66.67 | 100.00 | 0.00 | 13 | 2.60 |
| 26Z | General Season | | 0 | 0 | 0 | 0 | 0 | 3 | 0 | 2 | 1 | 0 | 0.00 | 0.00 | 0.00 | 0.00 | 0.00 | 15 | 5.00 |
| 26 | **TOTAL UNIT** | | 109 | 12 | 39 | 54 | 4 | 94 | 13 | 64 | 15 | 2 | | | | | | | |
| **Unit 27** | | | | | | | | | | | | | | | | | | | |
| 27Z | General Season | | 49 | 0 | 41 | 7 | 1 | 296 | 0 | 257 | 31 | 8 | 14.20 | 0.00 | 13.76 | 18.42 | 11.11 | 1578 | 4.57 |
| 27 | **TOTAL UNIT** | | 49 | 0 | 41 | 7 | 1 | 296 | 0 | 257 | 31 | 8 | | | | | | | |
| **TOTAL STATEWIDE** | | | 6225 | 3038 | 2264 | 736 | 187 | 20301 | 12183 | 6526 | 1109 | 483 | | | | | | | |

# 1992-93 HUNTER INFORMATION BY SPECIES: MT. GOAT

| GMU | TYPE | HUNT | SUCCESSFUL HUNTERS TOTAL | UNIT RES | OTHER STATE RES | NON-RES | UNKN. RES | UNSUCCESSFUL HUNTERS TOTAL | UNIT RES | OTHER STATE RES | NON-RES | UNKN. RES | PERCENT SUCCESSFUL TOTAL | UNIT RES | OTHER STATE RES | NON-RES | UNKN. RES | EFFORT TOTAL HUNTER DAYS | EFFORT AVG. HUNTER EFFORT |
|---|---|---|---|---|---|---|---|---|---|---|---|---|---|---|---|---|---|---|---|
| **Unit 01** | | | | | | | | | | | | | | | | | | | |
| 01A | Registration | R0801 | 23 | 17 | 5 | 1 | 0 | 76 | 67 | 8 | 1 | 0 | 23.23 | 20.24 | 38.46 | 50.00 | 0.00 | 289 | 2.92 |
| 01B | Federal | R0801 | 2 | 0 | 2 | 0 | 0 | 0 | 0 | 0 | 0 | 0 | 100.00 | 0.00 | 100.00 | 0.00 | 0.00 | 8 | 4.00 |
| 01B | Registration | R0801 | 10 | 0 | 7 | 3 | 0 | 13 | 0 | 13 | 0 | 0 | 43.48 | 0.00 | 35.00 | 100.00 | 0.00 | 81 | 3.52 |
| 01B | Registration | R0804 | 18 | 0 | 17 | 1 | 0 | 43 | 0 | 36 | 5 | 2 | 29.51 | 0.00 | 32.08 | 16.67 | 0.00 | 154 | 2.52 |
| 01B | **TOTAL SUBUNIT** | | 30 | 0 | 26 | 4 | 0 | 56 | 0 | 49 | 5 | 2 | | | | | | | |
| 01C | Registration | R0802 | 39 | 22 | 5 | 12 | 0 | 35 | 28 | 6 | 0 | 1 | 52.70 | 44.00 | 45.45 | 100.00 | 0.00 | 198 | 2.68 |
| 01D | Registration | R0805 | 23 | 21 | 2 | 0 | 0 | 47 | 38 | 8 | 1 | 0 | 32.86 | 35.59 | 20.00 | 0.00 | 0.00 | 150 | 2.14 |
| 01 | **TOTAL UNIT** | | 115 | 60 | 38 | 17 | 0 | 214 | 133 | 71 | 7 | 3 | | | | | | | |
| **Unit 04** | | | | | | | | | | | | | | | | | | | |
| 04 | Registration | R0815 | 50 | 47 | 0 | 3 | 0 | 94 | 82 | 11 | 1 | 0 | 34.72 | 36.43 | 0.00 | 75.00 | 0.00 | 423 | 2.94 |
| 04 | **TOTAL UNIT** | | 50 | 47 | 0 | 3 | 0 | 94 | 82 | 11 | 1 | 0 | | | | | | | |
| **Unit 05** | | | | | | | | | | | | | | | | | | | |
| 05A | Registration | R0817 | 4 | 2 | 0 | 2 | 0 | 9 | 1 | 2 | 6 | 0 | 30.77 | 66.67 | 0.00 | 25.00 | 0.00 | 50 | 3.85 |
| 05B | Registration | R0817 | 0 | 0 | 0 | 0 | 0 | 0 | 0 | 0 | 0 | 0 | 0.00 | 0.00 | 0.00 | 0.00 | 0.00 | 0 | 0.00 |
| 05 | **TOTAL UNIT** | | 4 | 2 | 0 | 2 | 0 | 9 | 1 | 2 | 6 | 0 | | | | | | | |
| **Unit 06** | | | | | | | | | | | | | | | | | | | |
| 06A | Registration | R0820 | 8 | 0 | 1 | 7 | 0 | 11 | 0 | 7 | 4 | 0 | 42.11 | 0.00 | 12.50 | 63.64 | 0.00 | 156 | 8.21 |
| 06A | Registration | R0825 | 3 | 0 | 0 | 3 | 0 | 3 | 1 | 2 | 0 | 0 | 50.00 | 0.00 | 0.00 | 100.00 | 0.00 | 17 | 2.83 |
| 06A | Registration | R0826 | 1 | 0 | 0 | 1 | 0 | 0 | 0 | 0 | 0 | 0 | 100.00 | 0.00 | 0.00 | 100.00 | 0.00 | 2 | 2.00 |
| 06A | Registration | R0878 | 0 | 0 | 0 | 0 | 0 | 1 | 0 | 0 | 1 | 0 | 0.00 | 0.00 | 0.00 | 0.00 | 0.00 | 3 | 3.00 |
| 06A | **TOTAL SUBUNIT** | | 12 | 0 | 1 | 11 | 0 | 15 | 1 | 9 | 5 | 0 | | | | | | | |
| 06B | Registration | R0826 | 5 | 0 | 2 | 3 | 0 | 2 | 0 | 2 | 0 | 0 | 71.43 | 0.00 | 50.00 | 100.00 | 0.00 | 123 | 17.57 |
| 06B | Registration | R0878 | 1 | 0 | 0 | 1 | 0 | 0 | 0 | 0 | 0 | 0 | 100.00 | 0.00 | 0.00 | 100.00 | 0.00 | 2 | 2.00 |
| 06B | **TOTAL SUBUNIT** | | 6 | 0 | 2 | 4 | 0 | 2 | 0 | 2 | 0 | 0 | | | | | | | |
| 06D | Federal | R0821 | 1 | 1 | 0 | 0 | 0 | 7 | 7 | 0 | 0 | 0 | 12.50 | 12.50 | 0.00 | 0.00 | 0.00 | 13 | 1.63 |
| 06D | Registration | R0822 | 5 | 2 | 2 | 1 | 0 | 14 | 2 | 10 | 2 | 0 | 26.32 | 50.00 | 16.67 | 33.33 | 0.00 | 66 | 3.47 |
| 06D | Registration | R0828 | 0 | 0 | 0 | 0 | 0 | 2 | 0 | 2 | 0 | 0 | 0.00 | 0.00 | 0.00 | 0.00 | 0.00 | 2 | 1.00 |
| 06D | Registration | R0829 | 11 | 2 | 9 | 0 | 0 | 6 | 1 | 4 | 1 | 0 | 64.71 | 66.67 | 69.23 | 0.00 | 0.00 | 51 | 3.00 |
| 06D | Registration | R0830 | 14 | 1 | 8 | 5 | 0 | 22 | 4 | 16 | 2 | 0 | 38.89 | 20.00 | 33.33 | 71.43 | 0.00 | 306 | 8.50 |
| 06D | Registration | R0878 | 0 | 0 | 0 | 0 | 0 | 1 | 0 | 1 | 0 | 0 | 0.00 | 0.00 | 0.00 | 0.00 | 0.00 | 5 | 5.00 |
| 06D | Registration | R0879 | 2 | 0 | 1 | 1 | 0 | 7 | 2 | 4 | 1 | 0 | 22.22 | 0.00 | 20.00 | 50.00 | 0.00 | 38 | 4.22 |
| 06D | **TOTAL SUBUNIT** | | 33 | 6 | 20 | 7 | 0 | 59 | 16 | 37 | 6 | 0 | | | | | | | |
| 06 | **TOTAL UNIT** | | 51 | 6 | 23 | 22 | 0 | 76 | 17 | 48 | 11 | 0 | | | | | | | |
| **Unit 07** | | | | | | | | | | | | | | | | | | | |
| 07 | Drawing | D0831 | 1 | 0 | 1 | 0 | 0 | 0 | 0 | 0 | 0 | 0 | 100.00 | 0.00 | 100.00 | 0.00 | 0.00 | 1 | 1.00 |
| 07 | Drawing | D0833 | 0 | 0 | 0 | 0 | 0 | 2 | 0 | 2 | 0 | 0 | 0.00 | 0.00 | 0.00 | 0.00 | 0.00 | 6 | 3.00 |
| 07 | Registration | R0833 | 5 | 0 | 5 | 0 | 0 | 73 | 3 | 69 | 0 | 1 | 6.41 | 0.00 | 6.76 | 0.00 | 0.00 | 167 | 2.14 |
| 07 | **TOTAL HUNT** | 0833 | 5 | 0 | 5 | 0 | 0 | 75 | 3 | 71 | 0 | 1 | | | | | | | |
| 07 | Drawing | D0834 | 3 | 0 | 3 | 0 | 0 | 3 | 0 | 3 | 0 | 0 | 50.00 | 0.00 | 50.00 | 0.00 | 0.00 | 20 | 3.33 |
| 07 | Drawing | D0835 | 3 | 0 | 3 | 0 | 0 | 4 | 0 | 4 | 0 | 0 | 42.86 | 0.00 | 42.86 | 0.00 | 0.00 | 30 | 4.29 |

# 1992-93 HUNTER INFORMATION BY SPECIES: MT. GOAT

| GMU | TYPE | HUNT | SUCCESSFUL HUNTERS TOTAL | UNIT RES | OTHER STATE RES | NON-RES | UNKN. RES | UNSUCCESSFUL HUNTERS TOTAL | UNIT RES | OTHER STATE RES | NON-RES | UNKN. RES | PERCENT SUCCESSFUL TOTAL | UNIT RES | OTHER STATE RES | NON-RES | UNKN. RES | EFFORT TOTAL HUNTER DAYS | EFFORT AVG. HUNTER EFFORT |
|---|---|---|---|---|---|---|---|---|---|---|---|---|---|---|---|---|---|---|---|
| **Unit 07** | | | | | | | | | | | | | | | | | | | |
| 07 | Drawing | D0836 | 5 | 0 | 5 | 0 | 0 | 13 | 1 | 12 | 0 | 0 | 27.78 | 0.00 | 29.41 | 0.00 | 0.00 | 58 | 3.22 |
| 07 | Registration | R0836 | 9 | 0 | 8 | 0 | 1 | 22 | 0 | 21 | 0 | 1 | 29.03 | 0.00 | 27.59 | 0.00 | 50.00 | 117 | 3.77 |
| 07 | **TOTAL HUNT** | 0836 | 14 | 0 | 13 | 0 | 1 | 35 | 1 | 33 | 0 | 1 | | | | | | | |
| 07 | Drawing | D0837 | 0 | 0 | 0 | 0 | 0 | 1 | 0 | 1 | 0 | 0 | 0.00 | 0.00 | 0.00 | 0.00 | 0.00 | 5 | 5.00 |
| 07 | Drawing | D0839 | 4 | 1 | 3 | 0 | 0 | 3 | 0 | 3 | 0 | 0 | 57.14 | 100.00 | 50.00 | 0.00 | 0.00 | 40 | 5.71 |
| 07 | Registration | R0839 | 22 | 2 | 20 | 0 | 0 | 44 | 6 | 37 | 0 | 1 | 33.33 | 25.00 | 35.09 | 0.00 | 0.00 | 122 | 1.85 |
| 07 | **TOTAL HUNT** | 0839 | 26 | 3 | 23 | 0 | 0 | 47 | 6 | 40 | 0 | 1 | | | | | | | |
| 07 | Drawing | D0840 | 0 | 0 | 0 | 0 | 0 | 6 | 0 | 6 | 0 | 0 | 0.00 | 0.00 | 0.00 | 0.00 | 0.00 | 26 | 4.33 |
| 07 | Registration | R0840 | 0 | 0 | 0 | 0 | 0 | 3 | 0 | 3 | 0 | 0 | 0.00 | 0.00 | 0.00 | 0.00 | 0.00 | 13 | 4.33 |
| 07 | **TOTAL HUNT** | 0840 | 0 | 0 | 0 | 0 | 0 | 9 | 0 | 9 | 0 | 0 | | | | | | | |
| 07 | Drawing | D0841 | 2 | 0 | 2 | 0 | 0 | 0 | 0 | 0 | 0 | 0 | 100.00 | 0.00 | 100.00 | 0.00 | 0.00 | 4 | 2.00 |
| 07 | Drawing | D0842 | 6 | 0 | 6 | 0 | 0 | 4 | 1 | 3 | 0 | 0 | 60.00 | 0.00 | 66.67 | 0.00 | 0.00 | 42 | 4.20 |
| 07 | Drawing | D0843 | 3 | 1 | 2 | 0 | 0 | 2 | 1 | 1 | 0 | 0 | 60.00 | 50.00 | 66.67 | 0.00 | 0.00 | 17 | 3.40 |
| 07 | Drawing | D0844 | 2 | 0 | 1 | 1 | 0 | 7 | 0 | 7 | 0 | 0 | 22.22 | 0.00 | 12.50 | 100.00 | 0.00 | 51 | 5.67 |
| 07 | Registration | R0844 | 0 | 0 | 0 | 0 | 0 | 3 | 2 | 1 | 0 | 0 | 0.00 | 0.00 | 0.00 | 0.00 | 0.00 | 6 | 2.00 |
| 07 | **TOTAL HUNT** | 0844 | 2 | 0 | 1 | 1 | 0 | 10 | 2 | 8 | 0 | 0 | | | | | | | |
| 07 | Drawing | D0845 | 6 | 0 | 6 | 0 | 0 | 13 | 0 | 12 | 0 | 1 | 31.58 | 0.00 | 33.33 | 0.00 | 0.00 | 74 | 3.89 |
| 07 | Registration | R0845 | 9 | 0 | 6 | 3 | 0 | 6 | 0 | 6 | 0 | 0 | 60.00 | 0.00 | 50.00 | 100.00 | 0.00 | 32 | 2.13 |
| 07 | **TOTAL HUNT** | 0845 | 15 | 0 | 12 | 3 | 0 | 19 | 0 | 18 | 0 | 1 | | | | | | | |
| 07 | Drawing | D0846 | 13 | 2 | 10 | 0 | 1 | 9 | 1 | 7 | 0 | 1 | 59.09 | 66.67 | 58.82 | 0.00 | 50.00 | 61 | 2.77 |
| 07 | Drawing | D0847 | 4 | 0 | 4 | 0 | 0 | 4 | 0 | 4 | 0 | 0 | 50.00 | 0.00 | 50.00 | 0.00 | 0.00 | 17 | 2.13 |
| 07 | Registration | R0852 | 4 | 0 | 3 | 1 | 0 | 1 | 0 | 1 | 0 | 0 | 80.00 | 0.00 | 75.00 | 100.00 | 0.00 | 13 | 2.60 |
| 07 | Tier II | T0852 | 4 | 0 | 4 | 0 | 0 | 4 | 1 | 3 | 0 | 0 | 50.00 | 0.00 | 57.14 | 0.00 | 0.00 | 37 | 4.63 |
| 07 | **TOTAL HUNT** | 0852 | 8 | 0 | 7 | 1 | 0 | 5 | 1 | 4 | 0 | 0 | | | | | | | |
| 07 | **TOTAL UNIT** | | 105 | 6 | 92 | 5 | 2 | 227 | 16 | 206 | 0 | 5 | | | | | | | |
| **Unit 08** | | | | | | | | | | | | | | | | | | | |
| 08 | Drawing | D0871 | 3 | 2 | 1 | 0 | 0 | 3 | 2 | 1 | 0 | 0 | 50.00 | 50.00 | 50.00 | 0.00 | 0.00 | 13 | 2.17 |
| 08 | Drawing | D0872 | 7 | 6 | 1 | 0 | 0 | 1 | 1 | 0 | 0 | 0 | 87.50 | 85.71 | 100.00 | 0.00 | 0.00 | 23 | 2.88 |
| 08 | Drawing | D0873 | 8 | 2 | 6 | 0 | 0 | 3 | 2 | 0 | 1 | 0 | 72.73 | 50.00 | 100.00 | 0.00 | 0.00 | 30 | 2.73 |
| 08 | Drawing | D0874 | 6 | 5 | 1 | 0 | 0 | 1 | 0 | 1 | 0 | 0 | 85.71 | 100.00 | 50.00 | 0.00 | 0.00 | 11 | 1.57 |
| 08 | Drawing | D0875 | 6 | 2 | 3 | 0 | 1 | 4 | 0 | 3 | 0 | 1 | 60.00 | 100.00 | 50.00 | 0.00 | 50.00 | 34 | 3.40 |
| 08 | Drawing | D0876 | 5 | 3 | 2 | 0 | 0 | 8 | 5 | 3 | 0 | 0 | 38.46 | 37.50 | 40.00 | 0.00 | 0.00 | 54 | 4.15 |
| 08 | Drawing | D0877 | 4 | 4 | 0 | 0 | 0 | 4 | 2 | 2 | 0 | 0 | 50.00 | 66.67 | 0.00 | 0.00 | 0.00 | 30 | 3.75 |
| 08 | **TOTAL UNIT** | | 39 | 24 | 14 | 0 | 1 | 24 | 12 | 10 | 1 | 1 | | | | | | | |
| **Unit 11** | | | | | | | | | | | | | | | | | | | |
| 11 | Registration | R0880 | 17 | 2 | 3 | 12 | 0 | 9 | 0 | 6 | 3 | 0 | 65.38 | 100.00 | 33.33 | 80.00 | 0.00 | 85 | 3.27 |
| 11 | **TOTAL UNIT** | | 17 | 2 | 3 | 12 | 0 | 9 | 0 | 6 | 3 | 0 | | | | | | | |
| **Unit 13** | | | | | | | | | | | | | | | | | | | |
| 13D | Drawing | D0818 | 2 | 0 | 2 | 0 | 0 | 1 | 0 | 1 | 0 | 0 | 66.67 | 0.00 | 66.67 | 0.00 | 0.00 | 15 | 5.00 |
| 13D | Drawing | D0819 | 3 | 1 | 2 | 0 | 0 | 8 | 0 | 8 | 0 | 0 | 27.27 | 100.00 | 20.00 | 0.00 | 0.00 | 42 | 3.82 |
| 13D | **TOTAL SUBUNIT** | | 5 | 1 | 4 | 0 | 0 | 9 | 0 | 9 | 0 | 0 | | | | | | | |
| 13 | **TOTAL UNIT** | | 5 | 1 | 4 | 0 | 0 | 9 | 0 | 9 | 0 | 0 | | | | | | | |

# 1992-93 HUNTER INFORMATION BY SPECIES: MT. GOAT

| GMU | TYPE | HUNT | SUCCESSFUL HUNTERS TOTAL | UNIT RES | OTHER STATE RES | NON-RES | UNKN. RES | UNSUCCESSFUL HUNTERS TOTAL | UNIT RES | OTHER STATE RES | NON-RES | UNKN. RES | PERCENT SUCCESSFUL TOTAL | UNIT RES | OTHER STATE RES | NON-RES | UNKN. RES | EFFORT TOTAL HUNTER DAYS | EFFORT AVG. HUNTER EFFORT |
|---|---|---|---|---|---|---|---|---|---|---|---|---|---|---|---|---|---|---|---|
| **Unit 14** | | | | | | | | | | | | | | | | | | | |
| 14A | Registration | R0866 | 1 | 0 | 0 | 1 | 0 | 9 | 8 | 0 | 0 | 1 | 10.00 | 0.00 | 0.00 | 100.00 | 0.00 | 25 | 2.50 |
| 14C | Registration | R0866 | 0 | 0 | 0 | 0 | 0 | 1 | 1 | 0 | 0 | 0 | 0.00 | 0.00 | 0.00 | 0.00 | 0.00 | 6 | 6.00 |
| 14C | Registration | R0868 | 12 | 12 | 0 | 0 | 0 | 40 | 39 | 1 | 0 | 0 | 23.08 | 23.53 | 0.00 | 0.00 | 0.00 | 137 | 2.63 |
| 14C | Registration | R0869 | 26 | 17 | 1 | 8 | 0 | 45 | 40 | 3 | 2 | 0 | 36.62 | 29.82 | 25.00 | 80.00 | 0.00 | 227 | 3.20 |
| 14C | Registration | R0881 | 0 | 0 | 0 | 0 | 0 | 0 | 0 | 0 | 0 | 0 | 0.00 | 0.00 | 0.00 | 0.00 | 0.00 | 0 | 0.00 |
| 14C | Registration | R0882 | 0 | 0 | 0 | 0 | 0 | 0 | 0 | 0 | 0 | 0 | 0.00 | 0.00 | 0.00 | 0.00 | 0.00 | 0 | 0.00 |
| 14C | **TOTAL SUBUNIT** | | 38 | 29 | 1 | 8 | 0 | 86 | 80 | 4 | 2 | 0 | | | | | | | |
| 14 | **TOTAL UNIT** | | 39 | 29 | 1 | 9 | 0 | 95 | 88 | 4 | 2 | 1 | | | | | | | |
| **Unit 15** | | | | | | | | | | | | | | | | | | | |
| 15B | Drawing | D0854 | 0 | 0 | 0 | 0 | 0 | 3 | 1 | 2 | 0 | 0 | 0.00 | 0.00 | 0.00 | 0.00 | 0.00 | 7 | 2.33 |
| 15B | Registration | R0854 | 1 | 1 | 0 | 0 | 0 | 10 | 5 | 4 | 0 | 1 | 9.09 | 16.67 | 0.00 | 0.00 | 0.00 | 23 | 2.09 |
| 15B | **TOTAL HUNT** | 0854 | 1 | 1 | 0 | 0 | 0 | 13 | 6 | 6 | 0 | 1 | | | | | | | |
| 15B | Drawing | D0855 | 0 | 0 | 0 | 0 | 0 | 2 | 0 | 2 | 0 | 0 | 0.00 | 0.00 | 0.00 | 0.00 | 0.00 | 2 | 1.00 |
| 15B | Drawing | D0856 | 3 | 1 | 2 | 0 | 0 | 2 | 2 | 0 | 0 | 0 | 60.00 | 33.33 | 100.00 | 0.00 | 0.00 | 21 | 4.20 |
| 15B | **TOTAL SUBUNIT** | | 4 | 2 | 2 | 0 | 0 | 17 | 8 | 8 | 0 | 1 | | | | | | | |
| 15C | Drawing | D0857 | 1 | 1 | 0 | 0 | 0 | 3 | 2 | 1 | 0 | 0 | 25.00 | 33.33 | 0.00 | 0.00 | 0.00 | 23 | 5.75 |
| 15C | Drawing | D0858 | 1 | 1 | 0 | 0 | 0 | 5 | 2 | 2 | 1 | 0 | 16.67 | 33.33 | 0.00 | 0.00 | 0.00 | 19 | 3.17 |
| 15C | Registration | R0858 | 3 | 3 | 0 | 0 | 0 | 2 | 2 | 0 | 0 | 0 | 60.00 | 60.00 | 0.00 | 0.00 | 0.00 | 9 | 1.80 |
| 15C | **TOTAL HUNT** | 0858 | 4 | 4 | 0 | 0 | 0 | 7 | 4 | 2 | 1 | 0 | | | | | | | |
| 15C | Drawing | D0859 | 9 | 4 | 4 | 0 | 1 | 4 | 2 | 2 | 0 | 0 | 69.23 | 66.67 | 66.67 | 0.00 | 100.00 | 35 | 2.69 |
| 15C | Registration | R0859 | 5 | 0 | 0 | 5 | 0 | 0 | 0 | 0 | 0 | 0 | 100.00 | 0.00 | 0.00 | 100.00 | 0.00 | 9 | 1.80 |
| 15C | **TOTAL HUNT** | 0859 | 14 | 4 | 4 | 5 | 1 | 4 | 2 | 2 | 0 | 0 | | | | | | | |
| 15C | Drawing | D0860 | 7 | 7 | 0 | 0 | 0 | 7 | 5 | 2 | 0 | 0 | 50.00 | 58.33 | 0.00 | 0.00 | 0.00 | 34 | 2.43 |
| 15C | Registration | R0860 | 10 | 5 | 4 | 1 | 0 | 10 | 9 | 0 | 1 | 0 | 50.00 | 35.71 | 100.00 | 50.00 | 0.00 | 57 | 2.85 |
| 15C | **TOTAL HUNT** | 0860 | 17 | 12 | 4 | 1 | 0 | 17 | 14 | 2 | 1 | 0 | | | | | | | |
| 15C | Drawing | D0861 | 4 | 1 | 3 | 0 | 0 | 4 | 1 | 3 | 0 | 0 | 50.00 | 50.00 | 50.00 | 0.00 | 0.00 | 24 | 3.00 |
| 15C | Registration | R0861 | 0 | 0 | 0 | 0 | 0 | 4 | 3 | 1 | 0 | 0 | 0.00 | 0.00 | 0.00 | 0.00 | 0.00 | 14 | 3.50 |
| 15C | **TOTAL HUNT** | 0861 | 4 | 1 | 3 | 0 | 0 | 8 | 4 | 4 | 0 | 0 | | | | | | | |
| 15C | Drawing | D0862 | 1 | 1 | 0 | 0 | 0 | 4 | 2 | 2 | 0 | 0 | 20.00 | 33.33 | 0.00 | 0.00 | 0.00 | 15 | 3.00 |
| 15C | Registration | R0863 | 5 | 3 | 2 | 0 | 0 | 4 | 3 | 1 | 0 | 0 | 55.56 | 50.00 | 66.67 | 0.00 | 0.00 | 22 | 2.44 |
| 15C | Tier II | T0863 | 8 | 7 | 1 | 0 | 0 | 6 | 5 | 1 | 0 | 0 | 57.14 | 58.33 | 50.00 | 0.00 | 0.00 | 45 | 3.21 |
| 15C | **TOTAL HUNT** | 0863 | 13 | 10 | 3 | 0 | 0 | 10 | 8 | 2 | 0 | 0 | | | | | | | |
| 15C | Registration | R0864 | 2 | 2 | 0 | 0 | 0 | 6 | 6 | 0 | 0 | 0 | 25.00 | 25.00 | 0.00 | 0.00 | 0.00 | 18 | 2.25 |
| 15C | Tier II | T0864 | 3 | 3 | 0 | 0 | 0 | 8 | 6 | 2 | 0 | 0 | 27.27 | 33.33 | 0.00 | 0.00 | 0.00 | 49 | 4.45 |
| 15C | **TOTAL HUNT** | 0864 | 5 | 5 | 0 | 0 | 0 | 14 | 12 | 2 | 0 | 0 | | | | | | | |
| 15C | Tier II | T0865 | 9 | 6 | 3 | 0 | 0 | 6 | 2 | 4 | 0 | 0 | 60.00 | 75.00 | 42.86 | 0.00 | 0.00 | 63 | 4.20 |
| 15C | **TOTAL SUBUNIT** | | 68 | 44 | 17 | 6 | 1 | 73 | 50 | 21 | 2 | 0 | | | | | | | |
| 15 | **TOTAL UNIT** | | 72 | 46 | 19 | 6 | 1 | 90 | 58 | 29 | 2 | 1 | | | | | | | |
| **TOTAL STATEWIDE** | | | 497 | 223 | 194 | 76 | 4 | 847 | 407 | 396 | 33 | 11 | | | | | | | |

# 1992-93 HUNTER INFORMATION BY SPECIES: MUSKOX

| GMU | TYPE | HUNT | SUCCESSFUL HUNTERS TOTAL | UNIT RES | OTHER STATE RES | NON-RES | UNKN. RES | UNSUCCESSFUL HUNTERS TOTAL | UNIT RES | OTHER STATE RES | NON-RES | UNKN. RES | PERCENT SUCCESSFUL TOTAL | UNIT RES | OTHER STATE RES | NON-RES | UNKN. RES | EFFORT TOTAL HUNTER DAYS | EFFORT AVG. HUNTER EFFORT |
|---|---|---|---|---|---|---|---|---|---|---|---|---|---|---|---|---|---|---|---|
| **Unit 18** | | | | | | | | | | | | | | | | | | | |
| 18 | Drawing | D1001 | 10 | 10 | 0 | 0 | 0 | 0 | 0 | 0 | 0 | 0 | 100.00 | 100.00 | 0.00 | 0.00 | 0.00 | 20 | 2.00 |
| 18 | Drawing | D1003 | 36 | 2 | 33 | 1 | 0 | n/a | n/a | n/a | n/a | n/a | n/a | n/a | n/a | n/a | 0.00 | n/a | n/a |
| 18 | Registration | R1060 | 0 | 0 | 0 | 0 | 0 | 0 | 0 | 0 | 0 | 0 | 0.00 | 0.00 | 0.00 | 0.00 | 0.00 | 0 | 0.00 |
| 18 | Registration | R1061 | 25 | 25 | 0 | 0 | 0 | n/a | n/a | n/a | n/a | n/a | n/a | n/a | 0.00 | 0.00 | 0.00 | n/a | n/a |
| 18 | Registration | R1070 | 30 | 28 | 2 | 0 | 0 | n/a | n/a | n/a | n/a | n/a | n/a | n/a | n/a | 0.00 | 0.00 | n/a | n/a |
| 18 | **TOTAL UNIT** | | 101 | 65 | 35 | 1 | 0 | 0 | 0 | 0 | 0 | 0 | | | | | | | |
| **Unit 26** | | | | | | | | | | | | | | | | | | | |
| 26B | Tier II | T1010 | 0 | 0 | 0 | 0 | 0 | 0 | 0 | 0 | 0 | 0 | 0.00 | 0.00 | 0.00 | 0.00 | 0.00 | 0 | 0.00 |
| 26C | Federal | R1013 | 8 | 7 | 0 | 0 | 1 | 1 | 1 | 0 | 0 | 0 | 88.89 | 87.50 | 0.00 | 0.00 | 100.00 | 12 | 1.33 |
| 26 | **TOTAL UNIT** | | 8 | 7 | 0 | 0 | 1 | 1 | 1 | 0 | 0 | 0 | | | | | | | |
| **TOTAL STATEWIDE** | | | 109 | 72 | 35 | 1 | 1 | 1 | 1 | 0 | 0 | 0 | | | | | | | |

# 1992-93 HUNTER INFORMATION BY SPECIES: OTTER

| GMU | TYPE | SUCCESSFUL HUNTERS HUNT TOTAL | UNIT RES | OTHER STATE RES | NON-RES | UNKN. RES | UNSUCCESSFUL HUNTERS TOTAL | UNIT RES | OTHER STATE RES | NON-RES | UNKN. RES | PERCENT SUCCESSFUL TOTAL | UNIT RES | OTHER STATE RES | NON-RES | UNKN. RES | EFFORT TOTAL HUNTER DAYS | EFFORT AVG. HUNTER EFFORT |
|---|---|---|---|---|---|---|---|---|---|---|---|---|---|---|---|---|---|---|
| **Unit 01** | | | | | | | | | | | | | | | | | | |
| 01A | Trapping | 13 | 13 | 0 | 0 | 0 | n/a | n/a | n/a | n/a | n/a | n/a | n/a | 0.00 | 0.00 | 0.00 | n/a | n/a |
| 01B | Trapping | 3 | 0 | 3 | 0 | 0 | n/a | n/a | n/a | n/a | n/a | n/a | 0.00 | n/a | 0.00 | 0.00 | n/a | n/a |
| 01C | Trapping | 6 | 4 | 2 | 0 | 0 | n/a | n/a | n/a | n/a | n/a | n/a | n/a | n/a | 0.00 | 0.00 | n/a | n/a |
| 01D | Trapping | 1 | 1 | 0 | 0 | 0 | n/a | n/a | n/a | n/a | n/a | n/a | n/a | 0.00 | 0.00 | 0.00 | n/a | n/a |
| 01 | **TOTAL UNIT** | 23 | 18 | 5 | 0 | 0 | n/a | n/a | n/a | n/a | n/a | | | | | | | |
| **Unit 02** | | | | | | | | | | | | | | | | | | |
| 02 | Trapping | 66 | 63 | 3 | 0 | 0 | n/a | n/a | n/a | n/a | n/a | n/a | n/a | n/a | 0.00 | 0.00 | n/a | n/a |
| 02 | **TOTAL UNIT** | 66 | 63 | 3 | 0 | 0 | n/a | n/a | n/a | n/a | n/a | | | | | | | |
| **Unit 03** | | | | | | | | | | | | | | | | | | |
| 03 | Trapping | 4 | 4 | 0 | 0 | 0 | n/a | n/a | n/a | n/a | n/a | n/a | n/a | 0.00 | 0.00 | 0.00 | n/a | n/a |
| 03 | **TOTAL UNIT** | 4 | 4 | 0 | 0 | 0 | n/a | n/a | n/a | n/a | n/a | | | | | | | |
| **Unit 04** | | | | | | | | | | | | | | | | | | |
| 04 | Trapping | 19 | 16 | 3 | 0 | 0 | n/a | n/a | n/a | n/a | n/a | n/a | n/a | n/a | 0.00 | 0.00 | n/a | n/a |
| 04 | **TOTAL UNIT** | 19 | 16 | 3 | 0 | 0 | n/a | n/a | n/a | n/a | n/a | | | | | | | |
| **Unit 05** | | | | | | | | | | | | | | | | | | |
| 05A | Trapping | 2 | 2 | 0 | 0 | 0 | n/a | n/a | n/a | n/a | n/a | n/a | n/a | 0.00 | 0.00 | 0.00 | n/a | n/a |
| 05B | Trapping | 0 | 0 | 0 | 0 | 0 | n/a | n/a | n/a | n/a | n/a | 0.00 | 0.00 | 0.00 | 0.00 | 0.00 | n/a | n/a |
| 05 | **TOTAL UNIT** | 2 | 2 | 0 | 0 | 0 | n/a | n/a | n/a | n/a | n/a | | | | | | | |
| **Unit 06** | | | | | | | | | | | | | | | | | | |
| 06A | Trapping | 0 | 0 | 0 | 0 | 0 | n/a | n/a | n/a | n/a | n/a | 0.00 | 0.00 | 0.00 | 0.00 | 0.00 | n/a | n/a |
| 06B | Trapping | 0 | 0 | 0 | 0 | 0 | n/a | n/a | n/a | n/a | n/a | 0.00 | 0.00 | 0.00 | 0.00 | 0.00 | n/a | n/a |
| 06C | Trapping | 8 | 8 | 0 | 0 | 0 | n/a | n/a | n/a | n/a | n/a | n/a | n/a | 0.00 | 0.00 | 0.00 | n/a | n/a |
| 06D | Trapping | 66 | 37 | 29 | 0 | 0 | n/a | n/a | n/a | n/a | n/a | n/a | n/a | n/a | 0.00 | 0.00 | n/a | n/a |
| 06 | **TOTAL UNIT** | 74 | 45 | 29 | 0 | 0 | n/a | n/a | n/a | n/a | n/a | | | | | | | |
| **Unit 07** | | | | | | | | | | | | | | | | | | |
| 07 | Trapping | 5 | 1 | 3 | 0 | 1 | n/a | n/a | n/a | n/a | n/a | n/a | n/a | n/a | 0.00 | n/a | n/a | n/a |
| 07 | **TOTAL UNIT** | 5 | 1 | 3 | 0 | 1 | n/a | n/a | n/a | n/a | n/a | | | | | | | |
| **Unit 08** | | | | | | | | | | | | | | | | | | |
| 08 | Trapping | 91 | 84 | 1 | 0 | 6 | n/a | n/a | n/a | n/a | n/a | n/a | n/a | n/a | 0.00 | n/a | n/a | n/a |
| 08 | **TOTAL UNIT** | 91 | 84 | 1 | 0 | 6 | n/a | n/a | n/a | n/a | n/a | | | | | | | |
| **Unit 09** | | | | | | | | | | | | | | | | | | |
| 09A | Trapping | 0 | 0 | 0 | 0 | 0 | n/a | n/a | n/a | n/a | n/a | 0.00 | 0.00 | 0.00 | 0.00 | 0.00 | n/a | n/a |
| 09B | Trapping | 50 | 36 | 1 | 0 | 13 | n/a | n/a | n/a | n/a | n/a | n/a | n/a | n/a | 0.00 | n/a | n/a | n/a |
| 09C | Trapping | 33 | 0 | 0 | 0 | 33 | n/a | n/a | n/a | n/a | n/a | n/a | 0.00 | 0.00 | 0.00 | n/a | n/a | n/a |

# 1992-93 HUNTER INFORMATION BY SPECIES: OTTER

| GMU | TYPE | SUCCESSFUL HUNTERS HUNT TOTAL | UNIT RES | OTHER STATE RES | NON-RES | UNKN. RES | UNSUCCESSFUL HUNTERS TOTAL | UNIT RES | OTHER STATE RES | NON-RES | UNKN. RES | PERCENT SUCCESSFUL TOTAL | UNIT RES | OTHER STATE RES | NON-RES | UNKN. RES | EFFORT TOTAL HUNTER DAYS | EFFORT AVG. HUNTER EFFORT |
|---|---|---|---|---|---|---|---|---|---|---|---|---|---|---|---|---|---|---|
| **Unit 09** | | | | | | | | | | | | | | | | | | |
| 09D | Trapping | 7 | 6 | 1 | 0 | 0 | n/a | n/a | n/a | n/a | n/a | n/a | n/a | n/a | 0.00 | 0.00 | n/a | n/a |
| 09E | Trapping | 14 | 7 | 4 | 0 | 3 | n/a | n/a | n/a | n/a | n/a | n/a | n/a | n/a | 0.00 | n/a | n/a | n/a |
| 09 | **TOTAL UNIT** | 104 | 49 | 6 | 0 | 49 | n/a | n/a | n/a | n/a | n/a | | | | | | | |
| **Unit 10** | | | | | | | | | | | | | | | | | | |
| 10 | Trapping | 0 | 0 | 0 | 0 | 0 | n/a | n/a | n/a | n/a | n/a | 0.00 | 0.00 | 0.00 | 0.00 | 0.00 | n/a | n/a |
| 10 | **TOTAL UNIT** | 0 | 0 | 0 | 0 | 0 | n/a | n/a | n/a | n/a | n/a | | | | | | | |
| **Unit 11** | | | | | | | | | | | | | | | | | | |
| 11 | Trapping | 1 | 0 | 1 | 0 | 0 | n/a | n/a | n/a | n/a | n/a | n/a | 0.00 | n/a | 0.00 | 0.00 | n/a | n/a |
| 11 | **TOTAL UNIT** | 1 | 0 | 1 | 0 | 0 | n/a | n/a | n/a | n/a | n/a | | | | | | | |
| **Unit 12** | | | | | | | | | | | | | | | | | | |
| 12 | Trapping | 8 | 6 | 0 | 1 | 1 | n/a | n/a | n/a | n/a | n/a | n/a | n/a | 0.00 | n/a | n/a | n/a | n/a |
| 12 | **TOTAL UNIT** | 8 | 6 | 0 | 1 | 1 | n/a | n/a | n/a | n/a | n/a | | | | | | | |
| **Unit 13** | | | | | | | | | | | | | | | | | | |
| 13A | Trapping | 2 | 1 | 1 | 0 | 0 | n/a | n/a | n/a | n/a | n/a | n/a | n/a | n/a | 0.00 | 0.00 | n/a | n/a |
| 13B | Trapping | 2 | 2 | 0 | 0 | 0 | n/a | n/a | n/a | n/a | n/a | n/a | n/a | 0.00 | 0.00 | 0.00 | n/a | n/a |
| 13C | Trapping | 0 | 0 | 0 | 0 | 0 | n/a | n/a | n/a | n/a | n/a | 0.00 | 0.00 | 0.00 | 0.00 | 0.00 | n/a | n/a |
| 13D | Trapping | 6 | 3 | 3 | 0 | 0 | n/a | n/a | n/a | n/a | n/a | n/a | n/a | n/a | 0.00 | 0.00 | n/a | n/a |
| 13E | Trapping | 13 | 0 | 12 | 0 | 1 | n/a | n/a | n/a | n/a | n/a | n/a | 0.00 | n/a | 0.00 | n/a | n/a | n/a |
| 13 | **TOTAL UNIT** | 23 | 6 | 16 | 0 | 1 | n/a | n/a | n/a | n/a | n/a | | | | | | | |
| **Unit 14** | | | | | | | | | | | | | | | | | | |
| 14A | Trapping | 9 | 6 | 0 | 0 | 3 | n/a | n/a | n/a | n/a | n/a | n/a | n/a | 0.00 | 0.00 | n/a | n/a | n/a |
| 14B | Trapping | 7 | 7 | 0 | 0 | 0 | n/a | n/a | n/a | n/a | n/a | n/a | n/a | 0.00 | 0.00 | 0.00 | n/a | n/a |
| 14C | Trapping | 0 | 0 | 0 | 0 | 0 | n/a | n/a | n/a | n/a | n/a | 0.00 | 0.00 | 0.00 | 0.00 | 0.00 | n/a | n/a |
| 14 | **TOTAL UNIT** | 16 | 13 | 0 | 0 | 3 | n/a | n/a | n/a | n/a | n/a | | | | | | | |
| **Unit 15** | | | | | | | | | | | | | | | | | | |
| 15A | Trapping | 17 | 17 | 0 | 0 | 0 | n/a | n/a | n/a | n/a | n/a | n/a | n/a | 0.00 | 0.00 | 0.00 | n/a | n/a |
| 15B | Trapping | 0 | 0 | 0 | 0 | 0 | n/a | n/a | n/a | n/a | n/a | 0.00 | 0.00 | 0.00 | 0.00 | 0.00 | n/a | n/a |
| 15C | Trapping | 21 | 20 | 0 | 0 | 1 | n/a | n/a | n/a | n/a | n/a | n/a | n/a | 0.00 | 0.00 | n/a | n/a | n/a |
| 15 | **TOTAL UNIT** | 38 | 37 | 0 | 0 | 1 | n/a | n/a | n/a | n/a | n/a | | | | | | | |
| **Unit 16** | | | | | | | | | | | | | | | | | | |
| 16A | Trapping | 1 | 0 | 1 | 0 | 0 | n/a | n/a | n/a | n/a | n/a | n/a | 0.00 | n/a | 0.00 | 0.00 | n/a | n/a |
| 16B | Trapping | 13 | 2 | 5 | 0 | 6 | n/a | n/a | n/a | n/a | n/a | n/a | n/a | n/a | 0.00 | n/a | n/a | n/a |
| 16 | **TOTAL UNIT** | 14 | 2 | 6 | 0 | 6 | n/a | n/a | n/a | n/a | n/a | | | | | | | |

# 1992-93 HUNTER INFORMATION BY SPECIES: OTTER

| GMU | TYPE | HUNT | SUCCESSFUL HUNTERS TOTAL | SUCCESSFUL HUNTERS UNIT RES | SUCCESSFUL HUNTERS OTHER STATE RES | SUCCESSFUL HUNTERS NON-RES | SUCCESSFUL HUNTERS UNKN. RES | UNSUCCESSFUL HUNTERS TOTAL | UNSUCCESSFUL HUNTERS UNIT RES | UNSUCCESSFUL HUNTERS OTHER STATE RES | UNSUCCESSFUL HUNTERS NON-RES | UNSUCCESSFUL HUNTERS UNKN. RES | PERCENT SUCCESSFUL TOTAL | PERCENT SUCCESSFUL UNIT RES | PERCENT SUCCESSFUL OTHER STATE RES | PERCENT SUCCESSFUL NON-RES | PERCENT SUCCESSFUL UNKN. RES | EFFORT TOTAL HUNTER DAYS | EFFORT AVG. HUNTER EFFORT |
|---|---|---|---|---|---|---|---|---|---|---|---|---|---|---|---|---|---|---|---|
| **Unit 17** | | | | | | | | | | | | | | | | | | | |
| 17A | Trapping | 3 | 2 | 0 | 0 | 1 | n/a | n/a | n/a | n/a | n/a | n/a | n/a | 0.00 | 0.00 | n/a | n/a | n/a | n/a |
| 17B | Trapping | 9 | 6 | 3 | 0 | 0 | n/a | n/a | n/a | n/a | n/a | n/a | n/a | n/a | 0.00 | 0.00 | n/a | n/a | n/a |
| 17C | Trapping | 71 | 70 | 0 | 0 | 1 | n/a | n/a | n/a | n/a | n/a | n/a | n/a | 0.00 | 0.00 | n/a | n/a | n/a | n/a |
| 17 | **TOTAL UNIT** | 83 | 78 | 3 | 0 | 2 | n/a | n/a | n/a | n/a | n/a | | | | | | | | |
| **Unit 18** | | | | | | | | | | | | | | | | | | | |
| 18 | Trapping | 346 | 186 | 42 | 0 | 118 | n/a | n/a | n/a | n/a | n/a | n/a | n/a | n/a | 0.00 | n/a | n/a | n/a | n/a |
| 18 | **TOTAL UNIT** | 346 | 186 | 42 | 0 | 118 | n/a | n/a | n/a | n/a | n/a | | | | | | | | |
| **Unit 19** | | | | | | | | | | | | | | | | | | | |
| 19A | Trapping | 10 | 2 | 0 | 0 | 8 | n/a | n/a | n/a | n/a | n/a | n/a | n/a | 0.00 | 0.00 | n/a | n/a | n/a | n/a |
| 19B | Trapping | 12 | 5 | 7 | 0 | 0 | n/a | n/a | n/a | n/a | n/a | n/a | n/a | n/a | 0.00 | 0.00 | n/a | n/a | n/a |
| 19C | Trapping | 1 | 0 | 1 | 0 | 0 | n/a | n/a | n/a | n/a | n/a | n/a | 0.00 | n/a | 0.00 | 0.00 | n/a | n/a | n/a |
| 19D | Trapping | 4 | 3 | 0 | 0 | 1 | n/a | n/a | n/a | n/a | n/a | n/a | n/a | 0.00 | 0.00 | n/a | n/a | n/a | n/a |
| 19 | **TOTAL UNIT** | 27 | 10 | 8 | 0 | 9 | n/a | n/a | n/a | n/a | n/a | | | | | | | | |
| **Unit 20** | | | | | | | | | | | | | | | | | | | |
| 20A | Trapping | 6 | 3 | 3 | 0 | 0 | n/a | n/a | n/a | n/a | n/a | n/a | n/a | n/a | 0.00 | 0.00 | n/a | n/a | n/a |
| 20B | Trapping | 14 | 6 | 6 | 0 | 2 | n/a | n/a | n/a | n/a | n/a | n/a | n/a | n/a | 0.00 | n/a | n/a | n/a | n/a |
| 20C | Trapping | 3 | 3 | 0 | 0 | 0 | n/a | n/a | n/a | n/a | n/a | n/a | n/a | 0.00 | 0.00 | 0.00 | n/a | n/a | n/a |
| 20D | Trapping | 0 | 0 | 0 | 0 | 0 | n/a | n/a | n/a | n/a | n/a | 0.00 | 0.00 | 0.00 | 0.00 | 0.00 | n/a | n/a | n/a |
| 20E | Trapping | 0 | 0 | 0 | 0 | 0 | n/a | n/a | n/a | n/a | n/a | 0.00 | 0.00 | 0.00 | 0.00 | 0.00 | n/a | n/a | n/a |
| 20F | Trapping | 0 | 0 | 0 | 0 | 0 | n/a | n/a | n/a | n/a | n/a | 0.00 | 0.00 | 0.00 | 0.00 | 0.00 | n/a | n/a | n/a |
| 20 | **TOTAL UNIT** | 23 | 12 | 9 | 0 | 2 | n/a | n/a | n/a | n/a | n/a | | | | | | | | |
| **Unit 21** | | | | | | | | | | | | | | | | | | | |
| 21A | Trapping | 3 | 1 | 2 | 0 | 0 | n/a | n/a | n/a | n/a | n/a | n/a | n/a | n/a | 0.00 | 0.00 | n/a | n/a | n/a |
| 21B | Trapping | 2 | 1 | 1 | 0 | 0 | n/a | n/a | n/a | n/a | n/a | n/a | n/a | n/a | 0.00 | 0.00 | n/a | n/a | n/a |
| 21C | Trapping | 0 | 0 | 0 | 0 | 0 | n/a | n/a | n/a | n/a | n/a | 0.00 | 0.00 | 0.00 | 0.00 | 0.00 | n/a | n/a | n/a |
| 21D | Trapping | 3 | 0 | 0 | 0 | 3 | n/a | n/a | n/a | n/a | n/a | n/a | 0.00 | 0.00 | 0.00 | n/a | n/a | n/a | n/a |
| 21E | Trapping | 2 | 2 | 0 | 0 | 0 | n/a | n/a | n/a | n/a | n/a | n/a | n/a | 0.00 | 0.00 | 0.00 | n/a | n/a | n/a |
| 21 | **TOTAL UNIT** | 10 | 4 | 3 | 0 | 3 | n/a | n/a | n/a | n/a | n/a | | | | | | | | |
| **Unit 22** | | | | | | | | | | | | | | | | | | | |
| 22A | Trapping | 1 | 0 | 0 | 0 | 1 | n/a | n/a | n/a | n/a | n/a | n/a | 0.00 | 0.00 | 0.00 | n/a | n/a | n/a | n/a |
| 22B | Trapping | 1 | 1 | 0 | 0 | 0 | n/a | n/a | n/a | n/a | n/a | n/a | n/a | 0.00 | 0.00 | 0.00 | n/a | n/a | n/a |
| 22C | Trapping | 2 | 2 | 0 | 0 | 0 | n/a | n/a | n/a | n/a | n/a | n/a | n/a | 0.00 | 0.00 | 0.00 | n/a | n/a | n/a |
| 22D | Trapping | 1 | 1 | 0 | 0 | 0 | n/a | n/a | n/a | n/a | n/a | n/a | n/a | 0.00 | 0.00 | 0.00 | n/a | n/a | n/a |
| 22E | Trapping | 0 | 0 | 0 | 0 | 0 | n/a | n/a | n/a | n/a | n/a | 0.00 | 0.00 | 0.00 | 0.00 | 0.00 | n/a | n/a | n/a |
| 22 | **TOTAL UNIT** | 5 | 4 | 0 | 0 | 1 | n/a | n/a | n/a | n/a | n/a | | | | | | | | |

# *1992-93 HUNTER INFORMATION BY SPECIES: OTTER*

| | | | SUCCESSFUL HUNTERS | | | | | UNSUCCESSFUL HUNTERS | | | | | PERCENT SUCCESSFUL | | | | | EFFORT | |
|---|---|---|---|---|---|---|---|---|---|---|---|---|---|---|---|---|---|---|---|
| GMU | TYPE | HUNT TOTAL | UNIT RES | OTHER STATE RES | NON-RES | UNKN. RES | TOTAL | UNIT RES | OTHER STATE RES | NON-RES | UNKN. RES | TOTAL | UNIT RES | OTHER STATE RES | NON-RES | UNKN. RES | TOTAL HUNTER DAYS | AVG. HUNTER EFFORT |
| **Unit 23** | | | | | | | | | | | | | | | | | | |
| 23 | Trapping | 3 | 3 | 0 | 0 | 0 | n/a | n/a | n/a | n/a | n/a | n/a | n/a | 0.00 | 0.00 | 0.00 | n/a | n/a |
| 23 | **TOTAL UNIT** | 3 | 3 | 0 | 0 | 0 | n/a | n/a | n/a | n/a | n/a | | | | | | | |
| **Unit 24** | | | | | | | | | | | | | | | | | | |
| 24 | Trapping | 6 | 6 | 0 | 0 | 0 | n/a | n/a | n/a | n/a | n/a | n/a | n/a | 0.00 | 0.00 | 0.00 | n/a | n/a |
| 24 | **TOTAL UNIT** | 6 | 6 | 0 | 0 | 0 | n/a | n/a | n/a | n/a | n/a | | | | | | | |
| **Unit 25** | | | | | | | | | | | | | | | | | | |
| 25A | Trapping | 0 | 0 | 0 | 0 | 0 | n/a | n/a | n/a | n/a | n/a | 0.00 | 0.00 | 0.00 | 0.00 | 0.00 | n/a | n/a |
| 25B | Trapping | 1 | 0 | 1 | 0 | 0 | n/a | n/a | n/a | n/a | n/a | n/a | 0.00 | n/a | 0.00 | 0.00 | n/a | n/a |
| 25C | Trapping | 0 | 0 | 0 | 0 | 0 | n/a | n/a | n/a | n/a | n/a | 0.00 | 0.00 | 0.00 | 0.00 | 0.00 | n/a | n/a |
| 25D | Trapping | 4 | 2 | 2 | 0 | 0 | n/a | n/a | n/a | n/a | n/a | n/a | n/a | n/a | 0.00 | 0.00 | n/a | n/a |
| 25 | **TOTAL UNIT** | 5 | 2 | 3 | 0 | 0 | n/a | n/a | n/a | n/a | n/a | | | | | | | |
| **Unit 26** | | | | | | | | | | | | | | | | | | |
| 26A | Trapping | 0 | 0 | 0 | 0 | 0 | n/a | n/a | n/a | n/a | n/a | 0.00 | 0.00 | 0.00 | 0.00 | 0.00 | n/a | n/a |
| 26B | Trapping | 0 | 0 | 0 | 0 | 0 | n/a | n/a | n/a | n/a | n/a | 0.00 | 0.00 | 0.00 | 0.00 | 0.00 | n/a | n/a |
| 26C | Trapping | 0 | 0 | 0 | 0 | 0 | n/a | n/a | n/a | n/a | n/a | 0.00 | 0.00 | 0.00 | 0.00 | 0.00 | n/a | n/a |
| 26 | **TOTAL UNIT** | 0 | 0 | 0 | 0 | 0 | n/a | n/a | n/a | n/a | n/a | | | | | | | |
| **TOTAL STATEWIDE** | | 996 | 651 | 141 | 1 | 203 | n/a | n/a | n/a | n/a | n/a | | | | | | | |

# 1992-93 HUNTER INFORMATION BY SPECIES: SHEEP

| GMU | TYPE | HUNT | SUCCESSFUL HUNTERS TOTAL | UNIT RES | OTHER STATE RES | NON-RES | UNKN. RES | UNSUCCESSFUL HUNTERS TOTAL | UNIT RES | OTHER STATE RES | NON-RES | UNKN. RES | PERCENT SUCCESSFUL TOTAL | UNIT RES | OTHER STATE RES | NON-RES | UNKN. RES | EFFORT TOTAL HUNTER DAYS | EFFORT AVG. HUNTER EFFORT |
|---|---|---|---|---|---|---|---|---|---|---|---|---|---|---|---|---|---|---|---|
| **Unit 07** | | | | | | | | | | | | | | | | | | | |
| 07 | General Season | | 5 | 1 | 4 | 0 | 0 | 107 | 11 | 92 | 1 | 3 | 4.46 | 8.33 | 4.17 | 0.00 | 0.00 | 440 | 3.93 |
| 07 | **TOTAL UNIT** | | 5 | 1 | 4 | 0 | 0 | 107 | 11 | 92 | 1 | 3 | | | | | | | |
| **Unit 09** | | | | | | | | | | | | | | | | | | | |
| 09A | General Season | | 0 | 0 | 0 | 0 | 0 | n/a | n/a | n/a | n/a | n/a | 0.00 | 0.00 | 0.00 | 0.00 | 0.00 | n/a | n/a |
| 09B | General Season | | 1 | 1 | 0 | 0 | 0 | 2 | 2 | 0 | 0 | 0 | 33.33 | 33.33 | 0.00 | 0.00 | 0.00 | 12 | 4.00 |
| 09C | General Season | | 0 | 0 | 0 | 0 | 0 | n/a | n/a | n/a | n/a | n/a | 0.00 | 0.00 | 0.00 | 0.00 | 0.00 | n/a | n/a |
| 09D | General Season | | 0 | 0 | 0 | 0 | 0 | n/a | n/a | n/a | n/a | n/a | 0.00 | 0.00 | 0.00 | 0.00 | 0.00 | n/a | n/a |
| 09E | General Season | | 0 | 0 | 0 | 0 | 0 | n/a | n/a | n/a | n/a | n/a | 0.00 | 0.00 | 0.00 | 0.00 | 0.00 | n/a | n/a |
| 09 | **TOTAL UNIT** | | 1 | 1 | 0 | 0 | 0 | 2 | 2 | 0 | 0 | 0 | | | | | | | |
| **Unit 11** | | | | | | | | | | | | | | | | | | | |
| 11 | General Season | | 159 | 3 | 127 | 22 | 7 | 229 | 1 | 211 | 7 | 10 | 40.98 | 75.00 | 37.57 | 75.86 | 41.18 | n/a | n/a |
| 11 | **TOTAL UNIT** | | 159 | 3 | 127 | 22 | 7 | 229 | 1 | 211 | 7 | 10 | | | | | | | |
| **Unit 12** | | | | | | | | | | | | | | | | | | | |
| 12 | General Season | | 177 | 10 | 83 | 81 | 3 | 230 | 17 | 194 | 14 | 5 | 43.49 | 37.04 | 29.96 | 85.26 | 37.50 | 2210 | 5.43 |
| 12 | Drawing | D1102 | 24 | 3 | 21 | 0 | 0 | 34 | 2 | 30 | 0 | 2 | 41.38 | 60.00 | 41.18 | 0.00 | 0.00 | 307 | 5.29 |
| 12 | **TOTAL UNIT** | | 201 | 13 | 104 | 81 | 3 | 264 | 19 | 224 | 14 | 7 | | | | | | | |
| **Unit 13** | | | | | | | | | | | | | | | | | | | |
| 13A | General Season | | 43 | 1 | 30 | 11 | 1 | 183 | 7 | 172 | 3 | 1 | 19.03 | 12.50 | 14.85 | 78.57 | 50.00 | 1071 | 4.74 |
| 13B | General Season | | 2 | 0 | 2 | 0 | 0 | 20 | 2 | 18 | 0 | 0 | 9.09 | 0.00 | 10.00 | 0.00 | 0.00 | 86 | 3.91 |
| 13C | General Season | | 2 | 0 | 2 | 0 | 0 | 21 | 5 | 14 | 2 | 0 | 8.70 | 0.00 | 12.50 | 0.00 | 0.00 | 107 | 4.65 |
| 13C | Drawing | D1102 | 1 | 0 | 1 | 0 | 0 | 2 | 0 | 2 | 0 | 0 | 33.33 | 0.00 | 33.33 | 0.00 | 0.00 | 16 | 5.33 |
| 13C | **TOTAL SUBUNIT** | | 3 | 0 | 3 | 0 | 0 | 23 | 5 | 16 | 2 | 0 | | | | | | | |
| 13D | General Season | | 44 | 3 | 21 | 20 | 0 | 134 | 9 | 105 | 19 | 1 | 24.72 | 25.00 | 16.67 | 51.28 | 0.00 | 993 | 5.58 |
| 13E | General Season | | 21 | 0 | 7 | 12 | 2 | 81 | 12 | 62 | 6 | 1 | 20.59 | 0.00 | 10.14 | 66.67 | 66.67 | 572 | 5.61 |
| 13Z | General Season | | 1 | 0 | 0 | 1 | 0 | 17 | 2 | 13 | 2 | 0 | 5.56 | 0.00 | 0.00 | 33.33 | 0.00 | 76 | 4.22 |
| 13 | **TOTAL UNIT** | | 114 | 4 | 63 | 44 | 3 | 458 | 37 | 386 | 32 | 3 | | | | | | | |
| **Unit 14** | | | | | | | | | | | | | | | | | | | |
| 14A | General Season | | 33 | 20 | 3 | 10 | 0 | 132 | 114 | 5 | 6 | 7 | 20.00 | 14.93 | 37.50 | 62.50 | 0.00 | 717 | 4.35 |
| 14B | General Season | | 9 | 5 | 0 | 4 | 0 | 16 | 10 | 0 | 4 | 2 | 36.00 | 33.33 | 0.00 | 50.00 | 0.00 | 167 | 6.68 |
| 14C | Drawing | D1127 | 8 | 7 | 0 | 1 | 0 | 1 | 1 | 0 | 0 | 0 | 88.89 | 87.50 | 0.00 | 100.00 | 0.00 | 30 | 3.33 |
| 14C | Drawing | D1128 | 3 | 2 | 1 | 0 | 0 | 4 | 2 | 1 | 1 | 0 | 42.86 | 50.00 | 50.00 | 0.00 | 0.00 | 26 | 3.71 |
| 14C | Drawing | D1129 | 3 | 3 | 0 | 0 | 0 | 4 | 4 | 0 | 0 | 0 | 42.86 | 42.86 | 0.00 | 0.00 | 0.00 | 24 | 3.43 |
| 14C | Drawing | D1130 | 9 | 8 | 0 | 1 | 0 | 10 | 9 | 1 | 0 | 0 | 47.37 | 47.06 | 0.00 | 100.00 | 0.00 | 59 | 3.11 |
| 14C | Drawing | D1131 | 6 | 5 | 1 | 0 | 0 | 5 | 4 | 0 | 1 | 0 | 54.55 | 55.56 | 100.00 | 0.00 | 0.00 | 59 | 5.36 |
| 14C | Drawing | D1132 | 9 | 8 | 0 | 1 | 0 | 6 | 4 | 1 | 0 | 1 | 60.00 | 66.67 | 0.00 | 100.00 | 0.00 | 42 | 2.80 |
| 14C | Drawing | D1133 | 2 | 2 | 0 | 0 | 0 | 4 | 4 | 0 | 0 | 0 | 33.33 | 33.33 | 0.00 | 0.00 | 0.00 | 15 | 2.50 |
| 14C | Drawing | D1134 | 0 | 0 | 0 | 0 | 0 | 7 | 7 | 0 | 0 | 0 | 0.00 | 0.00 | 0.00 | 0.00 | 0.00 | 24 | 3.43 |
| 14C | Drawing | D1135 | 2 | 2 | 0 | 0 | 0 | 4 | 2 | 2 | 0 | 0 | 33.33 | 50.00 | 0.00 | 0.00 | 0.00 | 18 | 3.00 |
| 14C | Drawing | D1136 | 8 | 7 | 0 | 1 | 0 | 13 | 11 | 2 | 0 | 0 | 38.10 | 38.89 | 0.00 | 100.00 | 0.00 | 62 | 2.95 |

# 1992-93 HUNTER INFORMATION BY SPECIES: SHEEP

| GMU | TYPE | HUNT | SUCCESSFUL HUNTERS TOTAL | UNIT RES | OTHER STATE RES | NON-RES | UNKN. RES | UNSUCCESSFUL HUNTERS TOTAL | UNIT RES | OTHER STATE RES | NON-RES | UNKN. RES | PERCENT SUCCESSFUL TOTAL | UNIT RES | OTHER STATE RES | NON-RES | UNKN. RES | EFFORT TOTAL HUNTER DAYS | EFFORT AVG. HUNTER EFFORT |
|---|---|---|---|---|---|---|---|---|---|---|---|---|---|---|---|---|---|---|---|
| **Unit 14** | | | | | | | | | | | | | | | | | | | |
| 14C | Drawing | D1137 | 5 | 5 | 0 | 0 | 0 | 13 | 12 | 0 | 0 | 1 | 27.78 | 29.41 | 0.00 | 0.00 | 0.00 | 65 | 3.61 |
| 14C | Drawing | D1138 | 10 | 8 | 1 | 1 | 0 | 7 | 6 | 1 | 0 | 0 | 58.82 | 57.14 | 50.00 | 100.00 | 0.00 | 61 | 3.59 |
| 14C | Drawing | D1139 | 14 | 11 | 0 | 3 | 0 | 25 | 20 | 4 | 0 | 1 | 35.90 | 35.48 | 0.00 | 100.00 | 0.00 | 134 | 3.44 |
| 14C | Drawing | D1140 | 1 | 1 | 0 | 0 | 0 | 54 | 51 | 3 | 0 | 0 | 1.82 | 1.92 | 0.00 | 0.00 | 0.00 | 207 | 3.76 |
| 14C | Drawing | D1141 | 2 | 2 | 0 | 0 | 0 | 19 | 17 | 2 | 0 | 0 | 9.52 | 10.53 | 0.00 | 0.00 | 0.00 | 69 | 3.29 |
| 14C | **TOTAL SUBUNIT** | | 82 | 71 | 3 | 8 | 0 | 176 | 154 | 17 | 2 | 3 | | | | | | | |
| 14Z | General Season | | 0 | 0 | 0 | 0 | 0 | 2 | 2 | 0 | 0 | 0 | 0.00 | 0.00 | 0.00 | 0.00 | 0.00 | 23 | 11.50 |
| 14 | **TOTAL UNIT** | | 124 | 96 | 6 | 22 | 0 | 326 | 280 | 22 | 12 | 12 | | | | | | | |
| **Unit 15** | | | | | | | | | | | | | | | | | | | |
| 15A | General Season | | 4 | 3 | 1 | 0 | 0 | 18 | 16 | 2 | 0 | 0 | 18.18 | 15.79 | 33.33 | 0.00 | 0.00 | 58 | 2.64 |
| 15B | General Season | | 22 | 16 | 5 | 1 | 0 | 49 | 38 | 8 | 1 | 2 | 30.99 | 29.63 | 38.46 | 50.00 | 0.00 | 343 | 4.83 |
| 15C | General Season | | 2 | 2 | 0 | 0 | 0 | 23 | 13 | 4 | 5 | 1 | 8.00 | 13.33 | 0.00 | 0.00 | 0.00 | 121 | 4.84 |
| 15Z | General Season | | 0 | 0 | 0 | 0 | 0 | 3 | 2 | 1 | 0 | 0 | 0.00 | 0.00 | 0.00 | 0.00 | 0.00 | 9 | 3.00 |
| 15 | **TOTAL UNIT** | | 28 | 21 | 6 | 1 | 0 | 93 | 69 | 15 | 6 | 3 | | | | | | | |
| **Unit 16** | | | | | | | | | | | | | | | | | | | |
| 16A | General Season | | 0 | 0 | 0 | 0 | 0 | n/a | n/a | n/a | n/a | n/a | 0.00 | 0.00 | 0.00 | 0.00 | 0.00 | n/a | n/a |
| 16B | General Season | | 15 | 0 | 8 | 7 | 0 | 12 | 0 | 10 | 2 | 0 | 55.56 | 0.00 | 44.44 | 77.78 | 0.00 | 167 | 6.19 |
| 16 | **TOTAL UNIT** | | 15 | 0 | 8 | 7 | 0 | 12 | 0 | 10 | 2 | 0 | | | | | | | |
| **Unit 17** | | | | | | | | | | | | | | | | | | | |
| 17A | General Season | | 0 | 0 | 0 | 0 | 0 | n/a | n/a | n/a | n/a | n/a | 0.00 | 0.00 | 0.00 | 0.00 | 0.00 | n/a | n/a |
| 17B | General Season | | 0 | 0 | 0 | 0 | 0 | n/a | n/a | n/a | n/a | n/a | 0.00 | 0.00 | 0.00 | 0.00 | 0.00 | n/a | n/a |
| 17C | General Season | | 0 | 0 | 0 | 0 | 0 | n/a | n/a | n/a | n/a | n/a | 0.00 | 0.00 | 0.00 | 0.00 | 0.00 | n/a | n/a |
| 17 | **TOTAL UNIT** | | 0 | 0 | 0 | 0 | 0 | 0 | 0 | 0 | 0 | 0 | | | | | | | |
| **Unit 19** | | | | | | | | | | | | | | | | | | | |
| 19A | General Season | | 0 | 0 | 0 | 0 | 0 | 0 | 0 | 0 | 0 | 0 | 0.00 | 0.00 | 0.00 | 0.00 | 0.00 | 0 | 0.00 |
| 19B | General Season | | 3 | 0 | 0 | 3 | 0 | 2 | 0 | 2 | 0 | 0 | 60.00 | 0.00 | 0.00 | 100.00 | 0.00 | 40 | 8.00 |
| 19C | General Season | | 106 | 0 | 37 | 62 | 7 | 78 | 2 | 54 | 20 | 2 | 57.61 | 0.00 | 40.66 | 75.61 | 77.78 | 996 | 5.41 |
| 19D | General Season | | 0 | 0 | 0 | 0 | 0 | 0 | 0 | 0 | 0 | 0 | 0.00 | 0.00 | 0.00 | 0.00 | 0.00 | 0 | 0.00 |
| 19Z | General Season | | 1 | 0 | 0 | 1 | 0 | 3 | 0 | 1 | 2 | 0 | 25.00 | 0.00 | 0.00 | 33.33 | 0.00 | 29 | 7.25 |
| 19 | **TOTAL UNIT** | | 110 | 0 | 37 | 66 | 7 | 83 | 2 | 57 | 22 | 2 | | | | | | | |
| **Unit 20** | | | | | | | | | | | | | | | | | | | |
| 20A | General Season | | 62 | 21 | 14 | 24 | 3 | 168 | 102 | 45 | 20 | 1 | 26.96 | 17.07 | 23.73 | 54.55 | 75.00 | 1246 | 5.42 |
| 20B | General Season | | 1 | 1 | 0 | 0 | 0 | 9 | 9 | 0 | 0 | 0 | 10.00 | 10.00 | 0.00 | 0.00 | 0.00 | 47 | 4.70 |
| 20C | General Season | | 0 | 0 | 0 | 0 | 0 | 1 | 0 | 1 | 0 | 0 | 0.00 | 0.00 | 0.00 | 0.00 | 0.00 | 3 | 3.00 |
| 20D | Drawing | D1102 | 12 | 6 | 5 | 1 | 0 | 12 | 7 | 3 | 2 | 0 | 50.00 | 46.15 | 62.50 | 33.33 | 0.00 | 161 | 6.71 |
| 20D | Drawing | D1103 | 19 | 11 | 8 | 0 | 0 | 30 | 15 | 12 | 2 | 1 | 38.78 | 42.31 | 40.00 | 0.00 | 0.00 | 257 | 5.24 |
| 20D | Drawing | D1104 | 21 | 11 | 8 | 2 | 0 | 33 | 22 | 11 | 0 | 0 | 38.89 | 33.33 | 42.11 | 100.00 | 0.00 | 304 | 5.63 |
| 20D | Drawing | D1106 | 0 | 0 | 0 | 0 | 0 | 2 | 2 | 0 | 0 | 0 | 0.00 | 0.00 | 0.00 | 0.00 | 0.00 | 10 | 5.00 |
| 20D | **TOTAL SUBUNIT** | | 52 | 28 | 21 | 3 | 0 | 77 | 46 | 26 | 4 | 1 | | | | | | | |

# 1992-93 HUNTER INFORMATION BY SPECIES: SHEEP

| GMU | TYPE | HUNT | SUCCESSFUL HUNTERS TOTAL | UNIT RES | OTHER STATE RES | NON-RES | UNKN. RES | UNSUCCESSFUL HUNTERS TOTAL | UNIT RES | OTHER STATE RES | NON-RES | UNKN. RES | PERCENT SUCCESSFUL TOTAL | UNIT RES | OTHER STATE RES | NON-RES | UNKN. RES | EFFORT TOTAL HUNTER DAYS | EFFORT AVG. HUNTER EFFORT |
|---|---|---|---|---|---|---|---|---|---|---|---|---|---|---|---|---|---|---|---|
| **Unit 20** | | | | | | | | | | | | | | | | | | | |
| 20E | General Season | | 1 | 1 | 0 | 0 | 0 | 4 | 1 | 3 | 0 | 0 | 20.00 | 50.00 | 0.00 | 0.00 | 0.00 | 36 | 7.20 |
| 20E | Drawing | D1106 | 2 | 0 | 0 | 2 | 0 | 0 | 0 | 0 | 0 | 0 | 100.00 | 0.00 | 0.00 | 100.00 | 0.00 | 9 | 4.50 |
| 20E | Drawing | D1107 | 0 | 0 | 0 | 0 | 0 | 2 | 2 | 0 | 0 | 0 | 0.00 | 0.00 | 0.00 | 0.00 | 0.00 | 15 | 7.50 |
| 20E | Drawing | D1108 | 0 | 0 | 0 | 0 | 0 | 1 | 1 | 0 | 0 | 0 | 0.00 | 0.00 | 0.00 | 0.00 | 0.00 | 15 | 15.00 |
| 20E | **TOTAL SUBUNIT** | | 3 | 1 | 0 | 2 | 0 | 7 | 4 | 3 | 0 | 0 | | | | | | | |
| 20F | General Season | | 0 | 0 | 0 | 0 | 0 | 0 | 0 | 0 | 0 | 0 | 0.00 | 0.00 | 0.00 | 0.00 | 0.00 | 0 | 0.00 |
| 20Z | General Season | | 0 | 0 | 0 | 0 | 0 | 1 | 0 | 1 | 0 | 0 | 0.00 | 0.00 | 0.00 | 0.00 | 0.00 | 5 | 5.00 |
| 20 | **TOTAL UNIT** | | 118 | 51 | 35 | 29 | 3 | 263 | 161 | 76 | 24 | 2 | | | | | | | |
| **Unit 23** | | | | | | | | | | | | | | | | | | | |
| 23 | General Season | | 7 | 3 | 1 | 3 | 0 | 14 | 2 | 5 | 5 | 2 | 33.33 | 60.00 | 16.67 | 37.50 | 0.00 | 119 | 5.67 |
| 23 | Registration | R1185 | 0 | 0 | 0 | 0 | 0 | n/a | n/a | n/a | n/a | n/a | 0.00 | 0.00 | 0.00 | 0.00 | 0.00 | n/a | n/a |
| 23 | **TOTAL UNIT** | | 7 | 3 | 1 | 3 | 0 | 14 | 2 | 5 | 5 | 2 | | | | | | | |
| **Unit 24** | | | | | | | | | | | | | | | | | | | |
| 24 | General Season | | 23 | 4 | 9 | 7 | 3 | 36 | 2 | 29 | 5 | 0 | 38.98 | 66.67 | 23.68 | 58.33 | 100.00 | 338 | 5.73 |
| 24 | Subsistence | | n/a | n/a | n/a | n/a | n/a | n/a | n/a | n/a | n/a | n/a | n/a | n/a | n/a | n/a | n/a | n/a | n/a |
| 24 | Federal | R1124 | 4 | 4 | 0 | 0 | 0 | 6 | 6 | 0 | 0 | 0 | 40.00 | 40.00 | 0.00 | 0.00 | 0.00 | 64 | 6.40 |
| 24 | Federal | R1199 | 0 | 0 | 0 | 0 | 0 | 1 | 1 | 0 | 0 | 0 | 0.00 | 0.00 | 0.00 | 0.00 | 0.00 | 3 | 3.00 |
| 24 | **TOTAL UNIT** | | 27 | 8 | 9 | 7 | 3 | 43 | 9 | 29 | 5 | 0 | | | | | | | |
| **Unit 25** | | | | | | | | | | | | | | | | | | | |
| 25A | General Season | | 41 | 1 | 15 | 24 | 1 | 56 | 0 | 47 | 9 | 0 | 42.27 | 100.00 | 24.19 | 72.73 | 100.00 | 614 | 6.33 |
| 25A | Registration | R1195 | 2 | 0 | 2 | 0 | 0 | 0 | 0 | 0 | 0 | 0 | 100.00 | 0.00 | 100.00 | 0.00 | 0.00 | 3 | 1.50 |
| 25A | Federal | R1196 | n/a | n/a | n/a | n/a | n/a | n/a | n/a | n/a | n/a | n/a | n/a | n/a | n/a | n/a | n/a | n/a | n/a |
| 25A | Federal | R1197 | 0 | 0 | 0 | 0 | 0 | 0 | 0 | 0 | 0 | 0 | 0.00 | 0.00 | 0.00 | 0.00 | 0.00 | 0 | 0.00 |
| 25A | Federal | R1198 | 0 | 0 | 0 | 0 | 0 | 0 | 0 | 0 | 0 | 0 | 0.00 | 0.00 | 0.00 | 0.00 | 0.00 | 0 | 0.00 |
| 25A | **TOTAL SUBUNIT** | | 43 | 1 | 17 | 24 | 1 | 56 | 0 | 47 | 9 | 0 | | | | | | | |
| 25B | General Season | | 1 | 0 | 1 | 0 | 0 | 1 | 0 | 1 | 0 | 0 | 50.00 | 0.00 | 50.00 | 0.00 | 0.00 | 14 | 7.00 |
| 25C | General Season | | 5 | 0 | 5 | 0 | 0 | 20 | 0 | 20 | 0 | 0 | 20.00 | 0.00 | 20.00 | 0.00 | 0.00 | 113 | 4.52 |
| 25D | General Season | | 4 | 0 | 4 | 0 | 0 | 1 | 0 | 1 | 0 | 0 | 80.00 | 0.00 | 80.00 | 0.00 | 0.00 | 24 | 4.80 |
| 25Z | General Season | | 0 | 0 | 0 | 0 | 0 | 4 | 0 | 4 | 0 | 0 | 0.00 | 0.00 | 0.00 | 0.00 | 0.00 | 31 | 7.75 |
| 25 | **TOTAL UNIT** | | 53 | 1 | 27 | 24 | 1 | 82 | 0 | 73 | 9 | 0 | | | | | | | |
| **Unit 26** | | | | | | | | | | | | | | | | | | | |
| 26A | General Season | | 5 | 0 | 2 | 3 | 0 | 20 | 0 | 16 | 4 | 0 | 20.00 | 0.00 | 11.11 | 42.86 | 0.00 | 131 | 5.24 |
| 26B | General Season | | 65 | 0 | 36 | 28 | 1 | 107 | 1 | 102 | 3 | 1 | 37.79 | 0.00 | 26.09 | 90.32 | 50.00 | 905 | 5.26 |
| 26B | Federal | R1199 | 0 | 0 | 0 | 0 | 0 | 1 | 0 | 1 | 0 | 0 | 0.00 | 0.00 | 0.00 | 0.00 | 0.00 | 3 | 3.00 |
| 26B | **TOTAL SUBUNIT** | | 65 | 0 | 36 | 28 | 1 | 108 | 1 | 103 | 3 | 1 | | | | | | | |
| 26C | General Season | | 68 | 2 | 39 | 27 | 0 | 39 | 0 | 31 | 7 | 1 | 63.55 | 100.00 | 55.71 | 79.41 | 0.00 | 509 | 4.76 |
| 26C | Registration | R1195 | 2 | 0 | 2 | 0 | 0 | n/a | n/a | n/a | n/a | n/a | n/a | 0.00 | n/a | 0.00 | 0.00 | n/a | n/a |
| 26C | **TOTAL SUBUNIT** | | 70 | 2 | 41 | 27 | 0 | 39 | 0 | 31 | 7 | 1 | | | | | | | |
| 26Z | General Season | | 1 | 0 | 1 | 0 | 0 | 6 | 0 | 6 | 0 | 0 | 14.29 | 0.00 | 14.29 | 0.00 | 0.00 | 47 | 6.71 |
| 26 | **TOTAL UNIT** | | 141 | 2 | 80 | 58 | 1 | 173 | 1 | 156 | 14 | 2 | | | | | | | |

# 1992-93 HUNTER INFORMATION BY SPECIES: SHEEP

| GMU | TYPE | HUNT | SUCCESSFUL HUNTERS TOTAL | UNIT RES | OTHER STATE RES | NON-RES | UNKN. RES | UNSUCCESSFUL HUNTERS TOTAL | UNIT RES | OTHER STATE RES | NON-RES | UNKN. RES | PERCENT SUCCESSFUL TOTAL | UNIT RES | OTHER STATE RES | NON-RES | UNKN. RES | EFFORT TOTAL HUNTER DAYS | EFFORT AVG. HUNTER EFFORT |
|---|---|---|---|---|---|---|---|---|---|---|---|---|---|---|---|---|---|---|---|
| **Unit 27** | | | | | | | | | | | | | | | | | | | |
| 27Z | General Season | | 2 | 0 | 0 | 2 | 0 | 29 | 0 | 19 | 10 | 0 | 6.45 | 0.00 | 0.00 | 16.67 | 0.00 | 135 | 4.35 |
| 27Z | Drawing | D1102 | 0 | 0 | 0 | 0 | 0 | 4 | 0 | 3 | 1 | 0 | 0.00 | 0.00 | 0.00 | 0.00 | 0.00 | 14 | 3.50 |
| 27 | **TOTAL UNIT** | | 2 | 0 | 0 | 2 | 0 | 33 | 0 | 22 | 11 | 0 | | | | | | | |
| **TOTAL STATEWIDE** | | | 1105 | 204 | 507 | 366 | 28 | 2182 | 594 | 1378 | 164 | 46 | | | | | | | |

# 1992-93 SHEEP HUNTER INFORMATION BY MOUNTAIN RANGE

| MTN. RANGE | TYPE | SUCCESSFUL HUNTERS TOTAL | UNIT RES | OTHER STATE RES | NON-RES | UNKN. RES | UNSUCCESSFUL HUNTERS TOTAL | UNIT RES | OTHER STATE RES | NON-RES | UNKN. RES | PERCENT SUCCESSFUL TOTAL | UNIT RES | OTHER STATE RES | NON-RES | UNKN. RES | EFFORT TOTAL HUNTER DAYS | EFFORT AVG. HUNTER DAYS |
|---|---|---|---|---|---|---|---|---|---|---|---|---|---|---|---|---|---|---|
| **ALASKA RANGE EAST** | | | | | | | | | | | | | | | | | | |
| 12 | Drawing | 24 | 3 | 21 | 0 | 0 | 34 | 2 | 30 | 0 | 2 | 41.38 | 60.00 | 41.18 | 0.00 | 0.00 | 307 | 5.29 |
| 12 | General Season | 1 | 1 | 0 | 0 | 0 | 6 | 2 | 4 | 0 | 0 | 14.29 | 33.33 | 0.00 | 0.00 | 0.00 | 29 | 4.14 |
| 12 | **TOTAL UNIT** | 25 | 4 | 21 | 0 | 0 | 40 | 4 | 34 | 0 | 2 | | | | | | | |
| 13B | General Season | 2 | 0 | 2 | 0 | 0 | 20 | 2 | 18 | 0 | 0 | 9.09 | 0.00 | 10.00 | 0.00 | 0.00 | 86 | 3.91 |
| 13C | Drawing | 1 | 0 | 1 | 0 | 0 | 2 | 0 | 2 | 0 | 0 | 33.33 | 0.00 | 33.33 | 0.00 | 0.00 | 16 | 5.33 |
| 13C | General Season | 2 | 0 | 2 | 0 | 0 | 12 | 3 | 8 | 1 | 0 | 14.29 | 0.00 | 20.00 | 0.00 | 0.00 | 66 | 4.71 |
| 13C | **TOTAL SUBUNIT** | 3 | 0 | 3 | 0 | 0 | 14 | 3 | 10 | 1 | 0 | | | | | | | |
| 13E | General Season | 9 | 0 | 3 | 5 | 1 | 21 | 3 | 17 | 1 | 0 | 30.00 | 0.00 | 15.00 | 83.33 | 100.00 | 127 | 4.23 |
| 13 | **TOTAL UNIT** | 14 | 0 | 8 | 5 | 1 | 55 | 8 | 45 | 2 | 0 | | | | | | | |
| 20A | General Season | 62 | 21 | 14 | 24 | 3 | 168 | 102 | 45 | 20 | 1 | 26.96 | 17.07 | 23.73 | 54.55 | 75.00 | 1246 | 5.42 |
| 20C | General Season | 0 | 0 | 0 | 0 | 0 | 1 | 0 | 1 | 0 | 0 | 0.00 | 0.00 | 0.00 | 0.00 | 0.00 | 3 | 3.00 |
| 20D | Drawing | 52 | 28 | 21 | 3 | 0 | 77 | 46 | 26 | 4 | 1 | 40.31 | 37.84 | 44.68 | 42.86 | 0.00 | 731 | 5.67 |
| 20 | **TOTAL UNIT** | 114 | 49 | 35 | 27 | 3 | 246 | 148 | 72 | 24 | 2 | | | | | | | |
| 27 | Drawing | 0 | 0 | 0 | 0 | 0 | 3 | 0 | 2 | 1 | 0 | 0.00 | 0.00 | 0.00 | 0.00 | 0.00 | 12 | 4.00 |
| 27 | **TOTAL UNIT** | 0 | 0 | 0 | 0 | 0 | 3 | 0 | 2 | 1 | 0 | | | | | | | |
| **TOTAL MOUNTAIN RANGE** | | 153 | 53 | 64 | 32 | 4 | 344 | 160 | 153 | 27 | 4 | | | | | | | |
| **ALASKA RANGE WEST** | | | | | | | | | | | | | | | | | | |
| 09B | General Season | 1 | 1 | 0 | 0 | 0 | 2 | 2 | 0 | 0 | 0 | 33.33 | 33.33 | 0.00 | 0.00 | 0.00 | 12 | 4.00 |
| 09 | **TOTAL UNIT** | 1 | 1 | 0 | 0 | 0 | 2 | 2 | 0 | 0 | 0 | | | | | | | |
| 16B | General Season | 15 | 0 | 8 | 7 | 0 | 12 | 0 | 10 | 2 | 0 | 55.56 | 0.00 | 44.44 | 77.78 | 0.00 | 167 | 6.19 |
| 16 | **TOTAL UNIT** | 15 | 0 | 8 | 7 | 0 | 12 | 0 | 10 | 2 | 0 | | | | | | | |
| 19B | General Season | 3 | 0 | 0 | 3 | 0 | 4 | 2 | 2 | 0 | 0 | 42.86 | 0.00 | 0.00 | 100.00 | 0.00 | 40 | 5.71 |
| 19C | General Season | 106 | 0 | 37 | 62 | 7 | 76 | 0 | 54 | 20 | 2 | 58.24 | 0.00 | 40.66 | 75.61 | 77.78 | 996 | 5.47 |
| 19Z | General Season | 1 | 0 | 0 | 1 | 0 | 3 | 0 | 1 | 2 | 0 | 25.00 | 0.00 | 0.00 | 33.33 | 0.00 | 29 | 7.25 |
| 19 | **TOTAL UNIT** | 110 | 0 | 37 | 66 | 7 | 83 | 2 | 57 | 22 | 2 | | | | | | | |
| **TOTAL MOUNTAIN RANGE** | | 126 | 1 | 45 | 73 | 7 | 97 | 4 | 67 | 24 | 2 | | | | | | | |
| **BROOKS RANGE** | | | | | | | | | | | | | | | | | | |
| 23 | General Season | 7 | 3 | 1 | 3 | 0 | 14 | 2 | 5 | 5 | 2 | 33.33 | 60.00 | 16.67 | 37.50 | 0.00 | 119 | 5.67 |
| 23 | **TOTAL UNIT** | 7 | 3 | 1 | 3 | 0 | 14 | 2 | 5 | 5 | 2 | | | | | | | |
| 24 | Federal | 4 | 4 | 0 | 0 | 0 | 7 | 7 | 0 | 0 | 0 | 36.36 | 36.36 | 0.00 | 0.00 | 0.00 | 67 | 6.09 |
| 24 | General Season | 23 | 4 | 9 | 7 | 3 | 36 | 2 | 29 | 5 | 0 | 38.98 | 66.67 | 23.68 | 58.33 | 100.00 | 338 | 5.73 |
| 24 | Subsistence | n/a | n/a | n/a | n/a | n/a | n/a | n/a | n/a | n/a | n/a | n/a | n/a | n/a | n/a | n/a | n/a | n/a |
| 24 | **TOTAL UNIT** | 27 | 8 | 9 | 7 | 3 | 43 | 9 | 29 | 5 | 0 | | | | | | | |
| 25A | Federal | n/a | n/a | n/a | n/a | n/a | n/a | n/a | n/a | n/a | n/a | n/a | n/a | n/a | n/a | n/a | n/a | n/a |
| 25A | General Season | 41 | 1 | 15 | 24 | 1 | 56 | 0 | 47 | 9 | 0 | 42.27 | 100.00 | 24.19 | 72.73 | 100.00 | 614 | 6.33 |
| 25A | Registration | 2 | 0 | 2 | 0 | 0 | 0 | 0 | 0 | 0 | 0 | 100.00 | 0.00 | 100.00 | 0.00 | 0.00 | 3 | 1.50 |
| 25A | **TOTAL SUBUNIT** | 43 | 1 | 17 | 24 | 1 | 56 | 0 | 47 | 9 | 0 | | | | | | | |
| 25Z | General Season | 0 | 0 | 0 | 0 | 0 | 1 | 0 | 1 | 0 | 0 | 0.00 | 0.00 | 0.00 | 0.00 | 0.00 | 10 | 10.00 |
| 25 | **TOTAL UNIT** | 43 | 1 | 17 | 24 | 1 | 57 | 0 | 48 | 9 | 0 | | | | | | | |
| 26A | General Season | 5 | 0 | 2 | 3 | 0 | 20 | 0 | 16 | 4 | 0 | 20.00 | 0.00 | 11.11 | 42.86 | 0.00 | 131 | 5.24 |
| 26B | Federal | 0 | 0 | 0 | 0 | 0 | 1 | 0 | 1 | 0 | 0 | 0.00 | 0.00 | 0.00 | 0.00 | 0.00 | 3 | 3.00 |
| 26B | General Season | 65 | 0 | 36 | 28 | 1 | 107 | 1 | 102 | 3 | 1 | 37.79 | 0.00 | 26.09 | 90.32 | 50.00 | 905 | 5.26 |
| 26B | **TOTAL SUBUNIT** | 65 | 0 | 36 | 28 | 1 | 108 | 1 | 103 | 3 | 1 | | | | | | | |

# 1992-93 SHEEP HUNTER INFORMATION BY MOUNTAIN RANGE

| MTN. RANGE | TYPE | SUCCESSFUL HUNTERS TOTAL | UNIT RES | OTHER STATE RES | NON-RES | UNKN. RES | UNSUCCESSFUL HUNTERS TOTAL | UNIT RES | OTHER STATE RES | NON-RES | UNKN. RES | PERCENT SUCCESSFUL TOTAL | UNIT RES | OTHER STATE RES | NON-RES | UNKN. RES | EFFORT TOTAL HUNTER DAYS | EFFORT AVG. HUNTER DAYS |
|---|---|---|---|---|---|---|---|---|---|---|---|---|---|---|---|---|---|---|
| **BROOKS RANGE** | | | | | | | | | | | | | | | | | | |
| 26C | General Season | 68 | 2 | 39 | 27 | 0 | 39 | 0 | 31 | 7 | 1 | 63.55 | 100.00 | 55.71 | 79.41 | 0.00 | 509 | 4.76 |
| 26C | Registration | 2 | 0 | 2 | 0 | 0 | n/a | n/a | n/a | n/a | n/a | n/a | 0.00 | n/a | 0.00 | 0.00 | n/a | n/a |
| 26C | **TOTAL SUBUNIT** | 70 | 2 | 41 | 27 | 0 | 39 | 0 | 31 | 7 | 1 | | | | | | | |
| 26Z | General Season | 1 | 0 | 1 | 0 | 0 | 6 | 0 | 6 | 0 | 0 | 14.29 | 0.00 | 14.29 | 0.00 | 0.00 | 47 | 6.71 |
| 26 | **TOTAL UNIT** | 141 | 2 | 80 | 58 | 1 | 173 | 1 | 156 | 14 | 2 | | | | | | | |
| 27 | General Season | 0 | 0 | 0 | 0 | 0 | 1 | 0 | 1 | 0 | 0 | 0.00 | 0.00 | 0.00 | 0.00 | 0.00 | 2 | 2.00 |
| 27 | **TOTAL UNIT** | 0 | 0 | 0 | 0 | 0 | 1 | 0 | 1 | 0 | 0 | | | | | | | |
| **TOTAL MOUNTAIN RANGE** | | 218 | 14 | 107 | 92 | 5 | 288 | 12 | 239 | 33 | 4 | | | | | | | |
| **CHUGACH MOUNTAINS** | | | | | | | | | | | | | | | | | | |
| 11 | General Season | 1 | 0 | 1 | 0 | 0 | 0 | 0 | 0 | 0 | 0 | 100.00 | 0.00 | 100.00 | 0.00 | 0.00 | 11 | 11.00 |
| 11 | **TOTAL UNIT** | 1 | 0 | 1 | 0 | 0 | 0 | 0 | 0 | 0 | 0 | | | | | | | |
| 13D | General Season | 44 | 3 | 21 | 20 | 0 | 134 | 9 | 105 | 19 | 1 | 24.72 | 25.00 | 16.67 | 51.28 | 0.00 | 993 | 5.58 |
| 13 | **TOTAL UNIT** | 44 | 3 | 21 | 20 | 0 | 134 | 9 | 105 | 19 | 1 | | | | | | | |
| 14A | General Season | 20 | 12 | 2 | 6 | 0 | 87 | 75 | 2 | 6 | 4 | 18.69 | 13.79 | 50.00 | 50.00 | 0.00 | 437 | 4.08 |
| 14C | Drawing | 82 | 71 | 3 | 8 | 0 | 176 | 154 | 17 | 2 | 3 | 31.78 | 31.56 | 15.00 | 80.00 | 0.00 | 895 | 3.47 |
| 14 | **TOTAL UNIT** | 102 | 83 | 5 | 14 | 0 | 263 | 229 | 19 | 8 | 7 | | | | | | | |
| **TOTAL MOUNTAIN RANGE** | | 147 | 86 | 27 | 34 | 0 | 397 | 238 | 124 | 27 | 8 | | | | | | | |
| **KENAI MOUNTAINS** | | | | | | | | | | | | | | | | | | |
| 07 | General Season | 5 | 1 | 4 | 0 | 0 | 107 | 11 | 92 | 1 | 3 | 4.46 | 8.33 | 4.17 | 0.00 | 0.00 | 440 | 3.93 |
| 07 | **TOTAL UNIT** | 5 | 1 | 4 | 0 | 0 | 107 | 11 | 92 | 1 | 3 | | | | | | | |
| 15A | General Season | 4 | 3 | 1 | 0 | 0 | 18 | 16 | 2 | 0 | 0 | 18.18 | 15.79 | 33.33 | 0.00 | 0.00 | 58 | 2.64 |
| 15B | General Season | 22 | 16 | 5 | 1 | 0 | 49 | 38 | 8 | 1 | 2 | 30.99 | 29.63 | 38.46 | 50.00 | 0.00 | 343 | 4.83 |
| 15C | General Season | 2 | 2 | 0 | 0 | 0 | 23 | 13 | 4 | 5 | 1 | 8.00 | 13.33 | 0.00 | 0.00 | 0.00 | 121 | 4.84 |
| 15Z | General Season | 0 | 0 | 0 | 0 | 0 | 3 | 2 | 1 | 0 | 0 | 0.00 | 0.00 | 0.00 | 0.00 | 0.00 | 9 | 3.00 |
| 15 | **TOTAL UNIT** | 28 | 21 | 6 | 1 | 0 | 93 | 69 | 15 | 6 | 3 | | | | | | | |
| **TOTAL MOUNTAIN RANGE** | | 33 | 22 | 10 | 1 | 0 | 200 | 80 | 107 | 7 | 6 | | | | | | | |
| **OLGILVIE MOUNTAINS** | | | | | | | | | | | | | | | | | | |
| 25B | General Season | 1 | 0 | 1 | 0 | 0 | 1 | 0 | 1 | 0 | 0 | 50.00 | 0.00 | 50.00 | 0.00 | 0.00 | 14 | 7.00 |
| 25 | **TOTAL UNIT** | 1 | 0 | 1 | 0 | 0 | 1 | 0 | 1 | 0 | 0 | | | | | | | |
| **TOTAL MOUNTAIN RANGE** | | 1 | 0 | 1 | 0 | 0 | 1 | 0 | 1 | 0 | 0 | | | | | | | |
| **TALKEETNA, CHULITNA, WATANA MOUNTAINS** | | | | | | | | | | | | | | | | | | |
| 13A | General Season | 43 | 1 | 30 | 11 | 1 | 183 | 7 | 172 | 3 | 1 | 19.03 | 12.50 | 14.85 | 78.57 | 50.00 | 1071 | 4.74 |
| 13E | General Season | 10 | 0 | 3 | 6 | 1 | 51 | 9 | 38 | 3 | 1 | 16.39 | 0.00 | 7.32 | 66.67 | 50.00 | 376 | 6.16 |
| 13 | **TOTAL UNIT** | 53 | 1 | 33 | 17 | 2 | 234 | 16 | 210 | 6 | 2 | | | | | | | |
| 14A | General Season | 13 | 8 | 1 | 4 | 0 | 43 | 37 | 3 | 0 | 3 | 23.21 | 17.78 | 25.00 | 100.00 | 0.00 | 274 | 4.89 |
| 14B | General Season | 9 | 5 | 0 | 4 | 0 | 16 | 10 | 0 | 4 | 2 | 36.00 | 33.33 | 0.00 | 50.00 | 0.00 | 167 | 6.68 |
| 14 | **TOTAL UNIT** | 22 | 13 | 1 | 8 | 0 | 59 | 47 | 3 | 4 | 5 | | | | | | | |
| 27 | General Season | 0 | 0 | 0 | 0 | 0 | 1 | 0 | 0 | 1 | 0 | 0.00 | 0.00 | 0.00 | 0.00 | 0.00 | 7 | 7.00 |
| 27 | **TOTAL UNIT** | 0 | 0 | 0 | 0 | 0 | 1 | 0 | 0 | 1 | 0 | | | | | | | |
| **TOTAL MOUNTAIN RANGE** | | 75 | 14 | 34 | 25 | 2 | 294 | 63 | 213 | 11 | 7 | | | | | | | |

# 1992-93 SHEEP HUNTER INFORMATION BY MOUNTAIN RANGE

| MTN. RANGE | TYPE | SUCCESSFUL HUNTERS TOTAL | UNIT RES | OTHER STATE RES | NON-RES | UNKN. RES | UNSUCCESSFUL HUNTERS TOTAL | UNIT RES | OTHER STATE RES | NON-RES | UNKN. RES | PERCENT SUCCESSFUL TOTAL | UNIT RES | OTHER STATE RES | NON-RES | UNKN. RES | EFFORT TOTAL HUNTER DAYS | EFFORT AVG. HUNTER DAYS |
|---|---|---|---|---|---|---|---|---|---|---|---|---|---|---|---|---|---|---|
| **TANANA HILLS - WHITE MOUNTAINS** | | | | | | | | | | | | | | | | | | |
| 20B | General Season | 1 | 1 | 0 | 0 | 0 | 9 | 9 | 0 | 0 | 0 | 10.00 | 10.00 | 0.00 | 0.00 | 0.00 | 47 | 4.70 |
| 20E | Drawing | 2 | 0 | 0 | 2 | 0 | 3 | 3 | 0 | 0 | 0 | 40.00 | 0.00 | 0.00 | 100.00 | 0.00 | 39 | 7.80 |
| 20E | General Season | 1 | 1 | 0 | 0 | 0 | 4 | 1 | 3 | 0 | 0 | 20.00 | 50.00 | 0.00 | 0.00 | 0.00 | 36 | 7.20 |
| 20E | **TOTAL SUBUNIT** | 3 | 1 | 0 | 2 | 0 | 7 | 4 | 3 | 0 | 0 | | | | | | | |
| 20 | **TOTAL UNIT** | 4 | 2 | 0 | 2 | 0 | 16 | 13 | 3 | 0 | 0 | | | | | | | |
| 25C | General Season | 5 | 0 | 5 | 0 | 0 | 20 | 0 | 20 | 0 | 0 | 20.00 | 0.00 | 20.00 | 0.00 | 0.00 | 113 | 4.52 |
| 25D | General Season | 4 | 0 | 4 | 0 | 0 | 1 | 0 | 1 | 0 | 0 | 80.00 | 0.00 | 80.00 | 0.00 | 0.00 | 24 | 4.80 |
| 25Z | General Season | 0 | 0 | 0 | 0 | 0 | 2 | 0 | 2 | 0 | 0 | 0.00 | 0.00 | 0.00 | 0.00 | 0.00 | 18 | 9.00 |
| 25 | **TOTAL UNIT** | 9 | 0 | 9 | 0 | 0 | 23 | 0 | 23 | 0 | 0 | | | | | | | |
| **TOTAL MOUNTAIN RANGE** | | 13 | 2 | 9 | 2 | 0 | 39 | 13 | 26 | 0 | 0 | | | | | | | |
| **WRANGELL MOUNTAINS** | | | | | | | | | | | | | | | | | | |
| 11 | General Season | 157 | 3 | 125 | 22 | 7 | 211 | 1 | 196 | 5 | 9 | 42.66 | 75.00 | 38.94 | 81.48 | 43.75 | 1695 | 4.61 |
| 11 | **TOTAL UNIT** | 157 | 3 | 125 | 22 | 7 | 211 | 1 | 196 | 5 | 9 | | | | | | | |
| 12 | General Season | 164 | 9 | 82 | 71 | 2 | 219 | 15 | 186 | 13 | 5 | 42.82 | 37.50 | 30.60 | 84.52 | 28.57 | 2107 | 5.50 |
| 12 | **TOTAL UNIT** | 164 | 9 | 82 | 71 | 2 | 219 | 15 | 186 | 13 | 5 | | | | | | | |
| 13C | General Season | 0 | 0 | 0 | 0 | 0 | 9 | 2 | 6 | 1 | 0 | 0.00 | 0.00 | 0.00 | 0.00 | 0.00 | 41 | 4.56 |
| 13 | **TOTAL UNIT** | 0 | 0 | 0 | 0 | 0 | 9 | 2 | 6 | 1 | 0 | | | | | | | |
| **TOTAL MOUNTAIN RANGE** | | 321 | 12 | 207 | 93 | 9 | 439 | 18 | 388 | 19 | 14 | | | | | | | |
| **UNKNOWN** | | | | | | | | | | | | | | | | | | |
| 11 | General Season | 1 | 0 | 1 | 0 | 0 | 18 | 0 | 15 | 2 | 1 | 5.26 | 0.00 | 6.25 | 0.00 | 0.00 | 105 | 5.53 |
| 11 | **TOTAL UNIT** | 1 | 0 | 1 | 0 | 0 | 18 | 0 | 15 | 2 | 1 | | | | | | | |
| 12 | General Season | 12 | 0 | 1 | 10 | 1 | 5 | 0 | 4 | 1 | 0 | 70.59 | 0.00 | 20.00 | 90.91 | 100.00 | 74 | 4.35 |
| 12 | **TOTAL UNIT** | 12 | 0 | 1 | 10 | 1 | 5 | 0 | 4 | 1 | 0 | | | | | | | |
| 13E | General Season | 2 | 0 | 1 | 1 | 0 | 9 | 0 | 7 | 2 | 0 | 18.18 | 0.00 | 12.50 | 33.33 | 0.00 | 69 | 6.27 |
| 13Z | General Season | 1 | 0 | 0 | 1 | 0 | 17 | 2 | 13 | 2 | 0 | 5.56 | 0.00 | 0.00 | 33.33 | 0.00 | 76 | 4.22 |
| 13 | **TOTAL UNIT** | 3 | 0 | 1 | 2 | 0 | 26 | 2 | 20 | 4 | 0 | | | | | | | |
| 14A | General Season | 0 | 0 | 0 | 0 | 0 | 2 | 2 | 0 | 0 | 0 | 0.00 | 0.00 | 0.00 | 0.00 | 0.00 | 6 | 3.00 |
| 14Z | General Season | 0 | 0 | 0 | 0 | 0 | 2 | 2 | 0 | 0 | 0 | 0.00 | 0.00 | 0.00 | 0.00 | 0.00 | 23 | 11.50 |
| 14 | **TOTAL UNIT** | 0 | 0 | 0 | 0 | 0 | 4 | 4 | 0 | 0 | 0 | | | | | | | |
| 20Z | General Season | 0 | 0 | 0 | 0 | 0 | 1 | 0 | 1 | 0 | 0 | 0.00 | 0.00 | 0.00 | 0.00 | 0.00 | 5 | 5.00 |
| 20 | **TOTAL UNIT** | 0 | 0 | 0 | 0 | 0 | 1 | 0 | 1 | 0 | 0 | | | | | | | |
| 25Z | General Season | 0 | 0 | 0 | 0 | 0 | 1 | 0 | 1 | 0 | 0 | 0.00 | 0.00 | 0.00 | 0.00 | 0.00 | 3 | 3.00 |
| 25 | **TOTAL UNIT** | 0 | 0 | 0 | 0 | 0 | 1 | 0 | 1 | 0 | 0 | | | | | | | |
| 27 | Drawing | 0 | 0 | 0 | 0 | 0 | 1 | 0 | 1 | 0 | 0 | 0.00 | 0.00 | 0.00 | 0.00 | 0.00 | 2 | 2.00 |
| 27 | General Season | 2 | 0 | 0 | 2 | 0 | 27 | 0 | 18 | 9 | 0 | 6.90 | 0.00 | 0.00 | 18.18 | 0.00 | 126 | 4.34 |
| 27 | **TOTAL UNIT** | 2 | 0 | 0 | 2 | 0 | 28 | 0 | 19 | 9 | 0 | | | | | | | |
| **TOTAL MOUNTAIN RANGE** | | 18 | 0 | 3 | 14 | 1 | 83 | 6 | 60 | 16 | 1 | | | | | | | |
| **TOTAL STATEWIDE** | | 1105 | 204 | 507 | 366 | 28 | 2182 | 594 | 1378 | 164 | 46 | | | | | | | |

# 1992-93 HUNTER INFORMATION BY SPECIES: WOLF

| GMU | TYPE | HUNT | SUCCESSFUL HUNTERS TOTAL | UNIT RES | OTHER STATE RES | NON-RES | UNKN. RES | UNSUCCESSFUL HUNTERS TOTAL | UNIT RES | OTHER STATE RES | NON-RES | UNKN. RES | PERCENT SUCCESSFUL TOTAL | UNIT RES | OTHER STATE RES | NON-RES | UNKN. RES | EFFORT TOTAL HUNTER DAYS | EFFORT AVG. HUNTER EFFORT |
|---|---|---|---|---|---|---|---|---|---|---|---|---|---|---|---|---|---|---|---|
| **Unit 01** | | | | | | | | | | | | | | | | | | | |
| 01A | Hunting/Trapping | 19 | 19 | 0 | 0 | 0 | n/a | n/a | n/a | n/a | n/a | n/a | n/a | 0.00 | 0.00 | 0.00 | 0.00 | n/a | n/a |
| 01B | Hunting/Trapping | 2 | 0 | 2 | 0 | 0 | n/a | n/a | n/a | n/a | n/a | n/a | 0.00 | n/a | 0.00 | 0.00 | 0.00 | n/a | n/a |
| 01C | Hunting/Trapping | 4 | 4 | 0 | 0 | 0 | n/a | n/a | n/a | n/a | n/a | n/a | n/a | 0.00 | 0.00 | 0.00 | 0.00 | n/a | n/a |
| 01D | Hunting/Trapping | 2 | 2 | 0 | 0 | 0 | n/a | n/a | n/a | n/a | n/a | n/a | n/a | 0.00 | 0.00 | 0.00 | 0.00 | n/a | n/a |
| 01 | **TOTAL UNIT** | 27 | 25 | 2 | 0 | 0 | n/a | n/a | n/a | n/a | n/a | | | | | | | | |
| **Unit 02** | | | | | | | | | | | | | | | | | | | |
| 02 | Hunting/Trapping | 105 | 85 | 18 | 1 | 1 | n/a | n/a | n/a | n/a | n/a | n/a | n/a | n/a | n/a | n/a | n/a | n/a | n/a |
| 02 | **TOTAL UNIT** | 105 | 85 | 18 | 1 | 1 | n/a | n/a | n/a | n/a | n/a | | | | | | | | |
| **Unit 03** | | | | | | | | | | | | | | | | | | | |
| 03 | Hunting/Trapping | 14 | 10 | 2 | 2 | 0 | n/a | n/a | n/a | n/a | n/a | n/a | n/a | n/a | n/a | n/a | 0.00 | n/a | n/a |
| 03 | **TOTAL UNIT** | 14 | 10 | 2 | 2 | 0 | n/a | n/a | n/a | n/a | n/a | | | | | | | | |
| **Unit 05** | | | | | | | | | | | | | | | | | | | |
| 05A | Hunting/Trapping | 4 | 0 | 2 | 2 | 0 | n/a | n/a | n/a | n/a | n/a | n/a | 0.00 | n/a | n/a | n/a | 0.00 | n/a | n/a |
| 05B | Hunting/Trapping | 0 | 0 | 0 | 0 | 0 | n/a | n/a | n/a | n/a | n/a | 0.00 | 0.00 | 0.00 | 0.00 | 0.00 | 0.00 | n/a | n/a |
| 05 | **TOTAL UNIT** | 4 | 0 | 2 | 2 | 0 | n/a | n/a | n/a | n/a | n/a | | | | | | | | |
| **Unit 06** | | | | | | | | | | | | | | | | | | | |
| 06A | Hunting/Trapping | 0 | 0 | 0 | 0 | 0 | n/a | n/a | n/a | n/a | n/a | 0.00 | 0.00 | 0.00 | 0.00 | 0.00 | 0.00 | n/a | n/a |
| 06B | Hunting/Trapping | 0 | 0 | 0 | 0 | 0 | n/a | n/a | n/a | n/a | n/a | 0.00 | 0.00 | 0.00 | 0.00 | 0.00 | 0.00 | n/a | n/a |
| 06C | Hunting/Trapping | 3 | 3 | 0 | 0 | 0 | n/a | n/a | n/a | n/a | n/a | n/a | n/a | 0.00 | 0.00 | 0.00 | 0.00 | n/a | n/a |
| 06D | Hunting/Trapping | 0 | 0 | 0 | 0 | 0 | n/a | n/a | n/a | n/a | n/a | 0.00 | 0.00 | 0.00 | 0.00 | 0.00 | 0.00 | n/a | n/a |
| 06 | **TOTAL UNIT** | 3 | 3 | 0 | 0 | 0 | n/a | n/a | n/a | n/a | n/a | | | | | | | | |
| **Unit 07** | | | | | | | | | | | | | | | | | | | |
| 07 | Hunting/Trapping | 3 | 1 | 0 | 0 | 2 | n/a | n/a | n/a | n/a | n/a | n/a | n/a | 0.00 | 0.00 | n/a | n/a | n/a | n/a |
| 07 | **TOTAL UNIT** | 3 | 1 | 0 | 0 | 2 | n/a | n/a | n/a | n/a | n/a | | | | | | | | |
| **Unit 09** | | | | | | | | | | | | | | | | | | | |
| 09A | Hunting/Trapping | 0 | 0 | 0 | 0 | 0 | n/a | n/a | n/a | n/a | n/a | 0.00 | 0.00 | 0.00 | 0.00 | 0.00 | 0.00 | n/a | n/a |
| 09B | Hunting/Trapping | 20 | 9 | 1 | 0 | 10 | n/a | n/a | n/a | n/a | n/a | n/a | n/a | n/a | 0.00 | n/a | n/a | n/a | n/a |
| 09C | Hunting/Trapping | 4 | 0 | 0 | 0 | 4 | n/a | n/a | n/a | n/a | n/a | n/a | 0.00 | 0.00 | 0.00 | n/a | n/a | n/a | n/a |
| 09D | Hunting/Trapping | 0 | 0 | 0 | 0 | 0 | n/a | n/a | n/a | n/a | n/a | 0.00 | 0.00 | 0.00 | 0.00 | 0.00 | 0.00 | n/a | n/a |
| 09E | Hunting/Trapping | 9 | 5 | 2 | 0 | 2 | n/a | n/a | n/a | n/a | n/a | n/a | n/a | n/a | 0.00 | n/a | n/a | n/a | n/a |
| 09 | **TOTAL UNIT** | 33 | 14 | 3 | 0 | 16 | n/a | n/a | n/a | n/a | n/a | | | | | | | | |
| **Unit 10** | | | | | | | | | | | | | | | | | | | |
| 10 | Hunting/Trapping | 0 | 0 | 0 | 0 | 0 | n/a | n/a | n/a | n/a | n/a | 0.00 | 0.00 | 0.00 | 0.00 | 0.00 | 0.00 | n/a | n/a |
| 10 | **TOTAL UNIT** | 0 | 0 | 0 | 0 | 0 | n/a | n/a | n/a | n/a | n/a | | | | | | | | |

# 1992-93 HUNTER INFORMATION BY SPECIES: WOLF

| GMU | TYPE | HUNT TOTAL | SUCCESSFUL HUNTERS: UNIT RES | SUCCESSFUL HUNTERS: OTHER STATE RES | SUCCESSFUL HUNTERS: NON-RES | SUCCESSFUL HUNTERS: UNKN. RES | UNSUCCESSFUL HUNTERS: TOTAL | UNSUCCESSFUL HUNTERS: UNIT RES | UNSUCCESSFUL HUNTERS: OTHER STATE RES | UNSUCCESSFUL HUNTERS: NON-RES | UNSUCCESSFUL HUNTERS: UNKN. RES | PERCENT SUCCESSFUL: TOTAL | PERCENT SUCCESSFUL: UNIT RES | PERCENT SUCCESSFUL: OTHER STATE RES | PERCENT SUCCESSFUL: NON-RES | PERCENT SUCCESSFUL: UNKN. RES | EFFORT: TOTAL HUNTER DAYS | EFFORT: AVG. HUNTER EFFORT |
|---|---|---|---|---|---|---|---|---|---|---|---|---|---|---|---|---|---|---|
| **Unit 11** | | | | | | | | | | | | | | | | | | |
| 11 | Hunting/Trapping | 33 | 4 | 17 | 2 | 10 | n/a | n/a | n/a | n/a | n/a | n/a | n/a | n/a | n/a | n/a | n/a | n/a |
| 11 | **TOTAL UNIT** | 33 | 4 | 17 | 2 | 10 | n/a | n/a | n/a | n/a | n/a | | | | | | | |
| **Unit 12** | | | | | | | | | | | | | | | | | | |
| 12 | Hunting/Trapping | 52 | 47 | 5 | 0 | 0 | n/a | n/a | n/a | n/a | n/a | n/a | n/a | n/a | 0.00 | 0.00 | n/a | n/a |
| 12 | **TOTAL UNIT** | 52 | 47 | 5 | 0 | 0 | n/a | n/a | n/a | n/a | n/a | | | | | | | |
| **Unit 13** | | | | | | | | | | | | | | | | | | |
| 13A | Hunting/Trapping | 10 | 3 | 5 | 0 | 2 | n/a | n/a | n/a | n/a | n/a | n/a | n/a | n/a | 0.00 | n/a | n/a | n/a |
| 13B | Hunting/Trapping | 21 | 10 | 9 | 0 | 2 | n/a | n/a | n/a | n/a | n/a | n/a | n/a | n/a | 0.00 | n/a | n/a | n/a |
| 13C | Hunting/Trapping | 20 | 19 | 1 | 0 | 0 | n/a | n/a | n/a | n/a | n/a | n/a | n/a | n/a | 0.00 | 0.00 | n/a | n/a |
| 13D | Hunting/Trapping | 20 | 9 | 10 | 0 | 1 | n/a | n/a | n/a | n/a | n/a | n/a | n/a | n/a | 0.00 | n/a | n/a | n/a |
| 13E | Hunting/Trapping | 22 | 9 | 11 | 0 | 2 | n/a | n/a | n/a | n/a | n/a | n/a | n/a | n/a | 0.00 | n/a | n/a | n/a |
| 13 | **TOTAL UNIT** | 93 | 50 | 36 | 0 | 7 | n/a | n/a | n/a | n/a | n/a | | | | | | | |
| **Unit 14** | | | | | | | | | | | | | | | | | | |
| 14A | Hunting/Trapping | 5 | 2 | 0 | 0 | 3 | n/a | n/a | n/a | n/a | n/a | n/a | n/a | 0.00 | 0.00 | n/a | n/a | n/a |
| 14B | Hunting/Trapping | 4 | 4 | 0 | 0 | 0 | n/a | n/a | n/a | n/a | n/a | n/a | n/a | 0.00 | 0.00 | 0.00 | n/a | n/a |
| 14C | Hunting/Trapping | 1 | 1 | 0 | 0 | 0 | n/a | n/a | n/a | n/a | n/a | n/a | n/a | 0.00 | 0.00 | 0.00 | n/a | n/a |
| 14 | **TOTAL UNIT** | 10 | 7 | 0 | 0 | 3 | n/a | n/a | n/a | n/a | n/a | | | | | | | |
| **Unit 15** | | | | | | | | | | | | | | | | | | |
| 15A | Hunting/Trapping | 8 | 5 | 0 | 0 | 3 | n/a | n/a | n/a | n/a | n/a | n/a | n/a | 0.00 | 0.00 | n/a | n/a | n/a |
| 15B | Hunting/Trapping | 2 | 2 | 0 | 0 | 0 | n/a | n/a | n/a | n/a | n/a | n/a | n/a | 0.00 | 0.00 | 0.00 | n/a | n/a |
| 15C | Hunting/Trapping | 6 | 5 | 0 | 1 | 0 | n/a | n/a | n/a | n/a | n/a | n/a | n/a | 0.00 | n/a | 0.00 | n/a | n/a |
| 15 | **TOTAL UNIT** | 16 | 12 | 0 | 1 | 3 | n/a | n/a | n/a | n/a | n/a | | | | | | | |
| **Unit 16** | | | | | | | | | | | | | | | | | | |
| 16A | Hunting/Trapping | 4 | 0 | 1 | 0 | 3 | n/a | n/a | n/a | n/a | n/a | n/a | 0.00 | n/a | 0.00 | n/a | n/a | n/a |
| 16B | Hunting/Trapping | 4 | 1 | 2 | 1 | 0 | n/a | n/a | n/a | n/a | n/a | n/a | n/a | n/a | n/a | 0.00 | n/a | n/a |
| 16 | **TOTAL UNIT** | 8 | 1 | 3 | 1 | 3 | n/a | n/a | n/a | n/a | n/a | | | | | | | |
| **Unit 17** | | | | | | | | | | | | | | | | | | |
| 17A | Hunting/Trapping | 0 | 0 | 0 | 0 | 0 | n/a | n/a | n/a | n/a | n/a | 0.00 | 0.00 | 0.00 | 0.00 | 0.00 | n/a | n/a |
| 17B | Hunting/Trapping | 14 | 8 | 2 | 0 | 4 | n/a | n/a | n/a | n/a | n/a | n/a | n/a | n/a | 0.00 | n/a | n/a | n/a |
| 17C | Hunting/Trapping | 5 | 5 | 0 | 0 | 0 | n/a | n/a | n/a | n/a | n/a | n/a | n/a | 0.00 | 0.00 | 0.00 | n/a | n/a |
| 17 | **TOTAL UNIT** | 19 | 13 | 2 | 0 | 4 | n/a | n/a | n/a | n/a | n/a | | | | | | | |
| **Unit 18** | | | | | | | | | | | | | | | | | | |
| 18 | Hunting/Trapping | 0 | 0 | 0 | 0 | 0 | n/a | n/a | n/a | n/a | n/a | 0.00 | 0.00 | 0.00 | 0.00 | 0.00 | n/a | n/a |
| 18 | **TOTAL UNIT** | 0 | 0 | 0 | 0 | 0 | n/a | n/a | n/a | n/a | n/a | | | | | | | |

# 1992-93 HUNTER INFORMATION BY SPECIES: WOLF

| GMU | TYPE | HUNT | SUCCESSFUL HUNTERS TOTAL | UNIT RES | OTHER STATE RES | NON-RES | UNKN. RES | UNSUCCESSFUL HUNTERS TOTAL | UNIT RES | OTHER STATE RES | NON-RES | UNKN. RES | PERCENT SUCCESSFUL TOTAL | UNIT RES | OTHER STATE RES | NON-RES | UNKN. RES | EFFORT TOTAL HUNTER DAYS | EFFORT AVG. HUNTER EFFORT |
|---|---|---|---|---|---|---|---|---|---|---|---|---|---|---|---|---|---|---|---|
| **Unit 19** | | | | | | | | | | | | | | | | | | | |
| 19A | Hunting/Trapping | 13 | 8 | 2 | 0 | 3 | n/a | n/a | n/a | n/a | n/a | n/a | n/a | n/a | 0.00 | n/a | n/a | n/a | n/a |
| 19B | Hunting/Trapping | 5 | 2 | 1 | 1 | 1 | n/a | n/a | n/a | n/a | n/a | n/a | n/a | n/a | n/a | n/a | n/a | n/a | n/a |
| 19C | Hunting/Trapping | 10 | 1 | 1 | 1 | 7 | n/a | n/a | n/a | n/a | n/a | n/a | n/a | n/a | n/a | n/a | n/a | n/a | n/a |
| 19D | Hunting/Trapping | 3 | 0 | 2 | 0 | 1 | n/a | n/a | n/a | n/a | n/a | n/a | 0.00 | n/a | 0.00 | n/a | n/a | n/a | n/a |
| 19Z | Hunting/Trapping | 2 | 2 | 0 | 0 | 0 | n/a | n/a | n/a | n/a | n/a | n/a | n/a | 0.00 | 0.00 | 0.00 | n/a | n/a | n/a |
| 19 | **TOTAL UNIT** | 33 | 13 | 6 | 2 | 12 | n/a | n/a | n/a | n/a | n/a | | | | | | | | |
| **Unit 20** | | | | | | | | | | | | | | | | | | | |
| 20A | Hunting/Trapping | 56 | 51 | 1 | 1 | 3 | n/a | n/a | n/a | n/a | n/a | n/a | n/a | n/a | n/a | n/a | n/a | n/a | n/a |
| 20B | Hunting/Trapping | 47 | 42 | 0 | 2 | 3 | n/a | n/a | n/a | n/a | n/a | n/a | n/a | 0.00 | n/a | n/a | n/a | n/a | n/a |
| 20C | Hunting/Trapping | 15 | 15 | 0 | 0 | 0 | n/a | n/a | n/a | n/a | n/a | n/a | n/a | 0.00 | 0.00 | 0.00 | n/a | n/a | n/a |
| 20D | Hunting/Trapping | 11 | 5 | 6 | 0 | 0 | n/a | n/a | n/a | n/a | n/a | n/a | n/a | n/a | 0.00 | 0.00 | n/a | n/a | n/a |
| 20E | Hunting/Trapping | 57 | 21 | 36 | 0 | 0 | n/a | n/a | n/a | n/a | n/a | n/a | n/a | n/a | 0.00 | 0.00 | n/a | n/a | n/a |
| 20F | Hunting/Trapping | 2 | 1 | 0 | 0 | 1 | n/a | n/a | n/a | n/a | n/a | n/a | n/a | 0.00 | 0.00 | n/a | n/a | n/a | n/a |
| 20 | **TOTAL UNIT** | 188 | 135 | 43 | 3 | 7 | n/a | n/a | n/a | n/a | n/a | | | | | | | | |
| **Unit 21** | | | | | | | | | | | | | | | | | | | |
| 21A | Hunting/Trapping | 8 | 0 | 2 | 0 | 6 | n/a | n/a | n/a | n/a | n/a | n/a | 0.00 | n/a | 0.00 | n/a | n/a | n/a | n/a |
| 21B | Hunting/Trapping | 1 | 0 | 1 | 0 | 0 | n/a | n/a | n/a | n/a | n/a | n/a | 0.00 | n/a | 0.00 | 0.00 | n/a | n/a | n/a |
| 21C | Hunting/Trapping | 1 | 0 | 0 | 0 | 1 | n/a | n/a | n/a | n/a | n/a | n/a | 0.00 | 0.00 | 0.00 | n/a | n/a | n/a | n/a |
| 21D | Hunting/Trapping | 33 | 28 | 4 | 1 | 0 | n/a | n/a | n/a | n/a | n/a | n/a | n/a | n/a | n/a | n/a | 0.00 | n/a | n/a |
| 21E | Hunting/Trapping | 5 | 4 | 0 | 0 | 1 | n/a | n/a | n/a | n/a | n/a | n/a | n/a | 0.00 | 0.00 | n/a | n/a | n/a | n/a |
| 21 | **TOTAL UNIT** | 48 | 32 | 7 | 1 | 8 | n/a | n/a | n/a | n/a | n/a | | | | | | | | |
| **Unit 22** | | | | | | | | | | | | | | | | | | | |
| 22A | Hunting/Trapping | 13 | 13 | 0 | 0 | 0 | n/a | n/a | n/a | n/a | n/a | n/a | n/a | 0.00 | 0.00 | 0.00 | n/a | n/a | n/a |
| 22B | Hunting/Trapping | 4 | 4 | 0 | 0 | 0 | n/a | n/a | n/a | n/a | n/a | n/a | n/a | 0.00 | 0.00 | 0.00 | n/a | n/a | n/a |
| 22C | Hunting/Trapping | 0 | 0 | 0 | 0 | 0 | n/a | n/a | n/a | n/a | n/a | 0.00 | 0.00 | 0.00 | 0.00 | 0.00 | n/a | n/a | n/a |
| 22D | Hunting/Trapping | 1 | 1 | 0 | 0 | 0 | n/a | n/a | n/a | n/a | n/a | n/a | n/a | 0.00 | 0.00 | 0.00 | n/a | n/a | n/a |
| 22E | Hunting/Trapping | 0 | 0 | 0 | 0 | 0 | n/a | n/a | n/a | n/a | n/a | 0.00 | 0.00 | 0.00 | 0.00 | 0.00 | n/a | n/a | n/a |
| 22 | **TOTAL UNIT** | 18 | 18 | 0 | 0 | 0 | n/a | n/a | n/a | n/a | n/a | | | | | | | | |
| **Unit 23** | | | | | | | | | | | | | | | | | | | |
| 23 | Hunting/Trapping | 22 | 20 | 2 | 0 | 0 | n/a | n/a | n/a | n/a | n/a | n/a | n/a | n/a | 0.00 | 0.00 | n/a | n/a | n/a |
| 23 | **TOTAL UNIT** | 22 | 20 | 2 | 0 | 0 | n/a | n/a | n/a | n/a | n/a | | | | | | | | |
| **Unit 24** | | | | | | | | | | | | | | | | | | | |
| 24 | Hunting/Trapping | 79 | 54 | 18 | 0 | 7 | n/a | n/a | n/a | n/a | n/a | n/a | n/a | n/a | 0.00 | n/a | n/a | n/a | n/a |
| 24 | **TOTAL UNIT** | 79 | 54 | 18 | 0 | 7 | n/a | n/a | n/a | n/a | n/a | | | | | | | | |

# 1992-93 HUNTER INFORMATION BY SPECIES: WOLF

| GMU | TYPE | HUNT TOTAL | SUCCESSFUL HUNTERS: UNIT RES | SUCCESSFUL HUNTERS: OTHER STATE RES | SUCCESSFUL HUNTERS: NON-RES | SUCCESSFUL HUNTERS: UNKN. RES | UNSUCCESSFUL HUNTERS: TOTAL | UNSUCCESSFUL HUNTERS: UNIT RES | UNSUCCESSFUL HUNTERS: OTHER STATE RES | UNSUCCESSFUL HUNTERS: NON-RES | UNSUCCESSFUL HUNTERS: UNKN. RES | PERCENT SUCCESSFUL: TOTAL | PERCENT SUCCESSFUL: UNIT RES | PERCENT SUCCESSFUL: OTHER STATE RES | PERCENT SUCCESSFUL: NON-RES | PERCENT SUCCESSFUL: UNKN. RES | EFFORT: TOTAL HUNTER DAYS | EFFORT: AVG. HUNTER EFFORT |
|---|---|---|---|---|---|---|---|---|---|---|---|---|---|---|---|---|---|---|
| **Unit 25** | | | | | | | | | | | | | | | | | | |
| 25A | Hunting/Trapping | 27 | 19 | 6 | 1 | 1 | n/a | n/a | n/a | n/a | n/a | n/a | n/a | n/a | n/a | n/a | n/a | n/a |
| 25B | Hunting/Trapping | 15 | 7 | 7 | 0 | 1 | n/a | n/a | n/a | n/a | n/a | n/a | n/a | n/a | 0.00 | n/a | n/a | n/a |
| 25C | Hunting/Trapping | 28 | 15 | 12 | 0 | 1 | n/a | n/a | n/a | n/a | n/a | n/a | n/a | n/a | 0.00 | n/a | n/a | n/a |
| 25D | Hunting/Trapping | 11 | 1 | 8 | 1 | 1 | n/a | n/a | n/a | n/a | n/a | n/a | n/a | n/a | n/a | n/a | n/a | n/a |
| 25 | **TOTAL UNIT** | 81 | 42 | 33 | 2 | 4 | n/a | n/a | n/a | n/a | n/a | | | | | | | |
| **Unit 26** | | | | | | | | | | | | | | | | | | |
| 26A | Hunting/Trapping | 27 | 11 | 14 | 0 | 2 | n/a | n/a | n/a | n/a | n/a | n/a | n/a | n/a | 0.00 | n/a | n/a | n/a |
| 26B | Hunting/Trapping | 31 | 0 | 25 | 0 | 6 | n/a | n/a | n/a | n/a | n/a | n/a | 0.00 | n/a | 0.00 | n/a | n/a | n/a |
| 26C | Hunting/Trapping | 6 | 0 | 6 | 0 | 0 | n/a | n/a | n/a | n/a | n/a | n/a | 0.00 | n/a | 0.00 | 0.00 | n/a | n/a |
| 26 | **TOTAL UNIT** | 64 | 11 | 45 | 0 | 8 | n/a | n/a | n/a | n/a | n/a | | | | | | | |
| **TOTAL STATEWIDE** | | 953 | 597 | 244 | 17 | 95 | n/a | n/a | n/a | n/a | n/a | | | | | | | |

# 1992-93 HUNTER INFORMATION BY SPECIES: WOLVERINE

| GMU | TYPE | SUCCESSFUL HUNTERS: HUNT TOTAL | SUCCESSFUL HUNTERS: UNIT RES | SUCCESSFUL HUNTERS: OTHER STATE RES | SUCCESSFUL HUNTERS: NON-RES | SUCCESSFUL HUNTERS: UNKN. RES | UNSUCCESSFUL HUNTERS: TOTAL | UNSUCCESSFUL HUNTERS: UNIT RES | UNSUCCESSFUL HUNTERS: OTHER STATE RES | UNSUCCESSFUL HUNTERS: NON-RES | UNSUCCESSFUL HUNTERS: UNKN. RES | PERCENT SUCCESSFUL: TOTAL | PERCENT SUCCESSFUL: UNIT RES | PERCENT SUCCESSFUL: OTHER STATE RES | PERCENT SUCCESSFUL: NON-RES | PERCENT SUCCESSFUL: UNKN. RES | EFFORT: TOTAL HUNTER DAYS | EFFORT: AVG. HUNTER EFFORT |
|---|---|---|---|---|---|---|---|---|---|---|---|---|---|---|---|---|---|---|
| **Unit 01** | | | | | | | | | | | | | | | | | | |
| 01A | Hunting/Trapping | 2 | 1 | 0 | 0 | 1 | n/a | n/a | n/a | n/a | n/a | n/a | n/a | 0.00 | 0.00 | n/a | n/a | n/a |
| 01B | Hunting/Trapping | 1 | 0 | 1 | 0 | 0 | n/a | n/a | n/a | n/a | n/a | n/a | 0.00 | n/a | 0.00 | 0.00 | n/a | n/a |
| 01C | Hunting/Trapping | 1 | 1 | 0 | 0 | 0 | n/a | n/a | n/a | n/a | n/a | n/a | n/a | 0.00 | 0.00 | 0.00 | n/a | n/a |
| 01D | Hunting/Trapping | 4 | 4 | 0 | 0 | 0 | n/a | n/a | n/a | n/a | n/a | n/a | n/a | 0.00 | 0.00 | 0.00 | n/a | n/a |
| 01 | **TOTAL UNIT** | 8 | 6 | 1 | 0 | 1 | n/a | n/a | n/a | n/a | n/a | | | | | | | |
| **Unit 02** | | | | | | | | | | | | | | | | | | |
| 02 | Hunting/Trapping | n/a | n/a | n/a | n/a | n/a | n/a | n/a | n/a | n/a | n/a | n/a | n/a | n/a | n/a | n/a | n/a | n/a |
| 02 | **TOTAL UNIT** | n/a | n/a | n/a | n/a | n/a | n/a | n/a | n/a | n/a | n/a | | | | | | | |
| **Unit 03** | | | | | | | | | | | | | | | | | | |
| 03 | Hunting/Trapping | 1 | 1 | 0 | 0 | 0 | n/a | n/a | n/a | n/a | n/a | n/a | n/a | 0.00 | 0.00 | 0.00 | n/a | n/a |
| 03 | **TOTAL UNIT** | 1 | 1 | 0 | 0 | 0 | n/a | n/a | n/a | n/a | n/a | | | | | | | |
| **Unit 05** | | | | | | | | | | | | | | | | | | |
| 05A | Hunting/Trapping | 2 | 1 | 1 | 0 | 0 | n/a | n/a | n/a | n/a | n/a | n/a | n/a | n/a | 0.00 | 0.00 | n/a | n/a |
| 05B | Hunting/Trapping | 0 | 0 | 0 | 0 | 0 | n/a | n/a | n/a | n/a | n/a | 0.00 | 0.00 | 0.00 | 0.00 | 0.00 | n/a | n/a |
| 05 | **TOTAL UNIT** | 2 | 1 | 1 | 0 | 0 | n/a | n/a | n/a | n/a | n/a | | | | | | | |
| **Unit 06** | | | | | | | | | | | | | | | | | | |
| 06A | Hunting/Trapping | 0 | 0 | 0 | 0 | 0 | n/a | n/a | n/a | n/a | n/a | 0.00 | 0.00 | 0.00 | 0.00 | 0.00 | n/a | n/a |
| 06B | Hunting/Trapping | 0 | 0 | 0 | 0 | 0 | n/a | n/a | n/a | n/a | n/a | 0.00 | 0.00 | 0.00 | 0.00 | 0.00 | n/a | n/a |
| 06C | Hunting/Trapping | 9 | 9 | 0 | 0 | 0 | n/a | n/a | n/a | n/a | n/a | n/a | n/a | 0.00 | 0.00 | 0.00 | n/a | n/a |
| 06D | Hunting/Trapping | 10 | 8 | 0 | 0 | 2 | n/a | n/a | n/a | n/a | n/a | n/a | n/a | 0.00 | 0.00 | n/a | n/a | n/a |
| 06 | **TOTAL UNIT** | 19 | 17 | 0 | 0 | 2 | n/a | n/a | n/a | n/a | n/a | | | | | | | |
| **Unit 07** | | | | | | | | | | | | | | | | | | |
| 07 | Hunting/Trapping | 11 | 2 | 5 | 0 | 4 | n/a | n/a | n/a | n/a | n/a | n/a | n/a | n/a | 0.00 | n/a | n/a | n/a |
| 07 | **TOTAL UNIT** | 11 | 2 | 5 | 0 | 4 | n/a | n/a | n/a | n/a | n/a | | | | | | | |
| **Unit 09** | | | | | | | | | | | | | | | | | | |
| 09A | Hunting/Trapping | 1 | 1 | 0 | 0 | 0 | n/a | n/a | n/a | n/a | n/a | n/a | n/a | 0.00 | 0.00 | 0.00 | n/a | n/a |
| 09B | Hunting/Trapping | 26 | 16 | 1 | 0 | 9 | n/a | n/a | n/a | n/a | n/a | n/a | n/a | n/a | 0.00 | n/a | n/a | n/a |
| 09C | Hunting/Trapping | 14 | 4 | 1 | 0 | 9 | n/a | n/a | n/a | n/a | n/a | n/a | n/a | n/a | 0.00 | n/a | n/a | n/a |
| 09D | Hunting/Trapping | 1 | 1 | 0 | 0 | 0 | n/a | n/a | n/a | n/a | n/a | n/a | n/a | 0.00 | 0.00 | 0.00 | n/a | n/a |
| 09E | Hunting/Trapping | 3 | 2 | 0 | 0 | 1 | n/a | n/a | n/a | n/a | n/a | n/a | n/a | 0.00 | 0.00 | n/a | n/a | n/a |
| 09 | **TOTAL UNIT** | 45 | 24 | 2 | 0 | 19 | n/a | n/a | n/a | n/a | n/a | | | | | | | |
| **Unit 10** | | | | | | | | | | | | | | | | | | |
| 10 | Hunting/Trapping | 0 | 0 | 0 | 0 | 0 | n/a | n/a | n/a | n/a | n/a | 0.00 | 0.00 | 0.00 | 0.00 | 0.00 | n/a | n/a |
| 10 | **TOTAL UNIT** | 0 | 0 | 0 | 0 | 0 | n/a | n/a | n/a | n/a | n/a | | | | | | | |

# 1992-93 HUNTER INFORMATION BY SPECIES: WOLVERINE

| GMU | TYPE | HUNT | SUCCESSFUL HUNTERS TOTAL | UNIT RES | OTHER STATE RES | NON-RES | UNKN. RES | UNSUCCESSFUL HUNTERS TOTAL | UNIT RES | OTHER STATE RES | NON-RES | UNKN. RES | PERCENT SUCCESSFUL TOTAL | UNIT RES | OTHER STATE RES | NON-RES | UNKN. RES | EFFORT TOTAL HUNTER DAYS | EFFORT AVG. HUNTER EFFORT |
|---|---|---|---|---|---|---|---|---|---|---|---|---|---|---|---|---|---|---|---|
| **Unit 11** | | | | | | | | | | | | | | | | | | | |
| 11 | Hunting/Trapping | | 5 | 1 | 3 | 0 | 1 | n/a | n/a | n/a | n/a | n/a | n/a | n/a | n/a | 0.00 | n/a | n/a | n/a |
| 11 | **TOTAL UNIT** | | 5 | 1 | 3 | 0 | 1 | n/a | n/a | n/a | n/a | n/a | | | | | | | |
| **Unit 12** | | | | | | | | | | | | | | | | | | | |
| 12 | Hunting/Trapping | | 13 | 12 | 1 | 0 | 0 | n/a | n/a | n/a | n/a | n/a | n/a | n/a | n/a | 0.00 | 0.00 | n/a | n/a |
| 12 | **TOTAL UNIT** | | 13 | 12 | 1 | 0 | 0 | n/a | n/a | n/a | n/a | n/a | | | | | | | |
| **Unit 13** | | | | | | | | | | | | | | | | | | | |
| 13A | Hunting/Trapping | | 5 | 1 | 3 | 0 | 1 | n/a | n/a | n/a | n/a | n/a | n/a | n/a | n/a | 0.00 | n/a | n/a | n/a |
| 13B | Hunting/Trapping | | 4 | 4 | 0 | 0 | 0 | n/a | n/a | n/a | n/a | n/a | n/a | n/a | 0.00 | 0.00 | 0.00 | n/a | n/a |
| 13C | Hunting/Trapping | | 2 | 2 | 0 | 0 | 0 | n/a | n/a | n/a | n/a | n/a | n/a | n/a | 0.00 | 0.00 | 0.00 | n/a | n/a |
| 13D | Hunting/Trapping | | 12 | 2 | 7 | 0 | 3 | n/a | n/a | n/a | n/a | n/a | n/a | n/a | n/a | 0.00 | n/a | n/a | n/a |
| 13E | Hunting/Trapping | | 9 | 2 | 5 | 0 | 2 | n/a | n/a | n/a | n/a | n/a | n/a | n/a | n/a | 0.00 | n/a | n/a | n/a |
| 13 | **TOTAL UNIT** | | 32 | 11 | 15 | 0 | 6 | n/a | n/a | n/a | n/a | n/a | | | | | | | |
| **Unit 14** | | | | | | | | | | | | | | | | | | | |
| 14A | Hunting/Trapping | | 5 | 2 | 0 | 0 | 3 | n/a | n/a | n/a | n/a | n/a | n/a | n/a | 0.00 | 0.00 | n/a | n/a | n/a |
| 14B | Hunting/Trapping | | 2 | 2 | 0 | 0 | 0 | n/a | n/a | n/a | n/a | n/a | n/a | n/a | 0.00 | 0.00 | 0.00 | n/a | n/a |
| 14C | Hunting/Trapping | | 2 | 2 | 0 | 0 | 0 | n/a | n/a | n/a | n/a | n/a | n/a | n/a | 0.00 | 0.00 | 0.00 | n/a | n/a |
| 14 | **TOTAL UNIT** | | 9 | 6 | 0 | 0 | 3 | n/a | n/a | n/a | n/a | n/a | | | | | | | |
| **Unit 15** | | | | | | | | | | | | | | | | | | | |
| 15B | Hunting/Trapping | | 3 | 1 | 0 | 0 | 2 | n/a | n/a | n/a | n/a | n/a | n/a | n/a | 0.00 | 0.00 | n/a | n/a | n/a |
| 15C | Hunting/Trapping | | 2 | 2 | 0 | 0 | 0 | n/a | n/a | n/a | n/a | n/a | n/a | n/a | 0.00 | 0.00 | 0.00 | n/a | n/a |
| 15 | **TOTAL UNIT** | | 5 | 3 | 0 | 0 | 2 | n/a | n/a | n/a | n/a | n/a | | | | | | | |
| **Unit 16** | | | | | | | | | | | | | | | | | | | |
| 16A | Hunting/Trapping | | 1 | 0 | 0 | 0 | 1 | n/a | n/a | n/a | n/a | n/a | n/a | 0.00 | 0.00 | 0.00 | n/a | n/a | n/a |
| 16B | Hunting/Trapping | | 12 | 2 | 6 | 0 | 4 | n/a | n/a | n/a | n/a | n/a | n/a | n/a | n/a | 0.00 | n/a | n/a | n/a |
| 16 | **TOTAL UNIT** | | 13 | 2 | 6 | 0 | 5 | n/a | n/a | n/a | n/a | n/a | | | | | | | |
| **Unit 17** | | | | | | | | | | | | | | | | | | | |
| 17A | Hunting/Trapping | | 3 | 3 | 0 | 0 | 0 | n/a | n/a | n/a | n/a | n/a | n/a | n/a | 0.00 | 0.00 | 0.00 | n/a | n/a |
| 17B | Hunting/Trapping | | 5 | 1 | 4 | 0 | 0 | n/a | n/a | n/a | n/a | n/a | n/a | n/a | n/a | 0.00 | 0.00 | n/a | n/a |
| 17C | Hunting/Trapping | | 2 | 2 | 0 | 0 | 0 | n/a | n/a | n/a | n/a | n/a | n/a | n/a | 0.00 | 0.00 | 0.00 | n/a | n/a |
| 17 | **TOTAL UNIT** | | 10 | 6 | 4 | 0 | 0 | n/a | n/a | n/a | n/a | n/a | | | | | | | |
| **Unit 18** | | | | | | | | | | | | | | | | | | | |
| 18 | Hunting/Trapping | | 8 | 4 | 1 | 0 | 3 | n/a | n/a | n/a | n/a | n/a | n/a | n/a | n/a | 0.00 | n/a | n/a | n/a |
| 18 | **TOTAL UNIT** | | 8 | 4 | 1 | 0 | 3 | n/a | n/a | n/a | n/a | n/a | | | | | | | |

# 1992-93 HUNTER INFORMATION BY SPECIES: WOLVERINE

| GMU | TYPE | HUNT | SUCCESSFUL HUNTERS TOTAL | UNIT RES | OTHER STATE RES | NON-RES | UNKN. RES | UNSUCCESSFUL HUNTERS TOTAL | UNIT RES | OTHER STATE RES | NON-RES | UNKN. RES | PERCENT SUCCESSFUL TOTAL | UNIT RES | OTHER STATE RES | NON-RES | UNKN. RES | EFFORT TOTAL HUNTER DAYS | EFFORT AVG. HUNTER EFFORT |
|---|---|---|---|---|---|---|---|---|---|---|---|---|---|---|---|---|---|---|---|
| **Unit 19** | | | | | | | | | | | | | | | | | | | |
| 19A | Hunting/Trapping | 3 | 3 | 0 | 0 | 0 | n/a | n/a | n/a | n/a | n/a | n/a | n/a | n/a | 0.00 | 0.00 | 0.00 | n/a | n/a |
| 19B | Hunting/Trapping | 15 | 2 | 11 | 2 | 0 | n/a | n/a | n/a | n/a | n/a | n/a | n/a | n/a | n/a | n/a | 0.00 | n/a | n/a |
| 19C | Hunting/Trapping | 16 | 1 | 4 | 1 | 10 | n/a | n/a | n/a | n/a | n/a | n/a | n/a | n/a | n/a | n/a | n/a | n/a | n/a |
| 19D | Hunting/Trapping | 7 | 6 | 0 | 0 | 1 | n/a | n/a | n/a | n/a | n/a | n/a | n/a | 0.00 | 0.00 | n/a | n/a | n/a | n/a |
| 19Z | Hunting/Trapping | 1 | 1 | 0 | 0 | 0 | n/a | n/a | n/a | n/a | n/a | n/a | n/a | 0.00 | 0.00 | 0.00 | n/a | n/a | n/a |
| 19 | **TOTAL UNIT** | 42 | 13 | 15 | 3 | 11 | n/a | n/a | n/a | n/a | n/a | | | | | | | | |
| **Unit 20** | | | | | | | | | | | | | | | | | | | |
| 20A | Hunting/Trapping | 7 | 5 | 1 | 0 | 1 | n/a | n/a | n/a | n/a | n/a | n/a | n/a | n/a | n/a | 0.00 | n/a | n/a | n/a |
| 20B | Hunting/Trapping | 5 | 4 | 1 | 0 | 0 | n/a | n/a | n/a | n/a | n/a | n/a | n/a | n/a | 0.00 | 0.00 | n/a | n/a | n/a |
| 20C | Hunting/Trapping | 2 | 2 | 0 | 0 | 0 | n/a | n/a | n/a | n/a | n/a | n/a | n/a | 0.00 | 0.00 | 0.00 | n/a | n/a | n/a |
| 20D | Hunting/Trapping | 6 | 4 | 1 | 0 | 1 | n/a | n/a | n/a | n/a | n/a | n/a | n/a | n/a | n/a | 0.00 | n/a | n/a | n/a |
| 20E | Hunting/Trapping | 4 | 1 | 3 | 0 | 0 | n/a | n/a | n/a | n/a | n/a | n/a | n/a | n/a | 0.00 | 0.00 | n/a | n/a | n/a |
| 20F | Hunting/Trapping | 3 | 3 | 0 | 0 | 0 | n/a | n/a | n/a | n/a | n/a | n/a | n/a | 0.00 | 0.00 | 0.00 | n/a | n/a | n/a |
| 20 | **TOTAL UNIT** | 27 | 19 | 6 | 0 | 2 | n/a | n/a | n/a | n/a | n/a | | | | | | | | |
| **Unit 21** | | | | | | | | | | | | | | | | | | | |
| 21A | Hunting/Trapping | 0 | 0 | 0 | 0 | 0 | 0 | 0 | 0 | 0 | 0 | 0.00 | 0.00 | 0.00 | 0.00 | 0.00 | 0 | 0.00 | |
| 21B | Hunting/Trapping | 1 | 0 | 1 | 0 | 0 | n/a | n/a | n/a | n/a | n/a | n/a | n/a | 0.00 | n/a | 0.00 | 0.00 | n/a | n/a |
| 21C | Hunting/Trapping | 0 | 0 | 0 | 0 | 0 | n/a | n/a | n/a | n/a | n/a | 0.00 | 0.00 | 0.00 | 0.00 | 0.00 | n/a | n/a | |
| 21D | Hunting/Trapping | 5 | 4 | 0 | 0 | 1 | n/a | n/a | n/a | n/a | n/a | n/a | n/a | 0.00 | 0.00 | n/a | n/a | n/a | |
| 21E | Hunting/Trapping | 2 | 2 | 0 | 0 | 0 | n/a | n/a | n/a | n/a | n/a | n/a | n/a | 0.00 | 0.00 | 0.00 | n/a | n/a | |
| 21 | **TOTAL UNIT** | 8 | 6 | 1 | 0 | 1 | n/a | n/a | n/a | n/a | n/a | | | | | | | | |
| **Unit 22** | | | | | | | | | | | | | | | | | | | |
| 22A | Hunting/Trapping | 3 | 3 | 0 | 0 | 0 | n/a | n/a | n/a | n/a | n/a | n/a | n/a | n/a | 0.00 | 0.00 | 0.00 | n/a | n/a |
| 22B | Hunting/Trapping | 10 | 7 | 3 | 0 | 0 | n/a | n/a | n/a | n/a | n/a | n/a | n/a | n/a | n/a | 0.00 | 0.00 | n/a | n/a |
| 22C | Hunting/Trapping | 7 | 7 | 0 | 0 | 0 | n/a | n/a | n/a | n/a | n/a | n/a | n/a | 0.00 | 0.00 | 0.00 | n/a | n/a | |
| 22D | Hunting/Trapping | 3 | 3 | 0 | 0 | 0 | n/a | n/a | n/a | n/a | n/a | n/a | n/a | 0.00 | 0.00 | 0.00 | n/a | n/a | |
| 22E | Hunting/Trapping | 1 | 1 | 0 | 0 | 0 | n/a | n/a | n/a | n/a | n/a | n/a | n/a | 0.00 | 0.00 | 0.00 | n/a | n/a | |
| 22 | **TOTAL UNIT** | 24 | 21 | 3 | 0 | 0 | n/a | n/a | n/a | n/a | n/a | | | | | | | | |
| **Unit 23** | | | | | | | | | | | | | | | | | | | |
| 23 | Hunting/Trapping | 11 | 11 | 0 | 0 | 0 | n/a | n/a | n/a | n/a | n/a | n/a | n/a | n/a | 0.00 | 0.00 | 0.00 | n/a | n/a |
| 23 | **TOTAL UNIT** | 11 | 11 | 0 | 0 | 0 | n/a | n/a | n/a | n/a | n/a | | | | | | | | |
| **Unit 24** | | | | | | | | | | | | | | | | | | | |
| 24 | Hunting/Trapping | 8 | 7 | 0 | 0 | 1 | n/a | n/a | n/a | n/a | n/a | n/a | n/a | n/a | 0.00 | 0.00 | n/a | n/a | n/a |
| 24 | **TOTAL UNIT** | 8 | 7 | 0 | 0 | 1 | n/a | n/a | n/a | n/a | n/a | | | | | | | | |

# 1992-93 HUNTER INFORMATION BY SPECIES: WOLVERINE

| GMU | TYPE | HUNT TOTAL | SUCCESSFUL HUNTERS | | | | UNSUCCESSFUL HUNTERS | | | | | PERCENT SUCCESSFUL | | | | | EFFORT | |
|---|---|---|---|---|---|---|---|---|---|---|---|---|---|---|---|---|---|---|
| | | | UNIT RES | OTHER STATE RES | NON-RES | UNKN. RES | TOTAL | UNIT RES | OTHER STATE RES | NON-RES | UNKN. RES | TOTAL | UNIT RES | OTHER STATE RES | NON-RES | UNKN. RES | TOTAL HUNTER DAYS | AVG. HUNTER EFFORT |
| **Unit 25** | | | | | | | | | | | | | | | | | | |
| 25A | Hunting/Trapping | 16 | 2 | 9 | 0 | 5 | n/a | n/a | n/a | n/a | n/a | n/a | n/a | n/a | 0.00 | n/a | n/a | n/a |
| 25B | Hunting/Trapping | 17 | 8 | 8 | 0 | 1 | n/a | n/a | n/a | n/a | n/a | n/a | n/a | n/a | 0.00 | n/a | n/a | n/a |
| 25C | Hunting/Trapping | 2 | 1 | 1 | 0 | 0 | n/a | n/a | n/a | n/a | n/a | n/a | n/a | n/a | 0.00 | 0.00 | n/a | n/a |
| 25D | Hunting/Trapping | 6 | 2 | 4 | 0 | 0 | n/a | n/a | n/a | n/a | n/a | n/a | n/a | n/a | 0.00 | 0.00 | n/a | n/a |
| 25 | **TOTAL UNIT** | 41 | 13 | 22 | 0 | 6 | n/a | n/a | n/a | n/a | n/a | | | | | | | |
| **Unit 26** | | | | | | | | | | | | | | | | | | |
| 26A | Hunting/Trapping | 9 | 7 | 1 | 1 | 0 | n/a | n/a | n/a | n/a | n/a | n/a | n/a | n/a | n/a | 0.00 | n/a | n/a |
| 26B | Hunting/Trapping | 3 | 0 | 2 | 1 | 0 | n/a | n/a | n/a | n/a | n/a | n/a | 0.00 | n/a | n/a | 0.00 | n/a | n/a |
| 26C | Hunting/Trapping | 1 | 0 | 1 | 0 | 0 | n/a | n/a | n/a | n/a | n/a | n/a | 0.00 | n/a | 0.00 | 0.00 | n/a | n/a |
| 26 | **TOTAL UNIT** | 13 | 7 | 4 | 2 | 0 | n/a | n/a | n/a | n/a | n/a | | | | | | | |
| **TOTAL STATEWIDE** | | 355 | 193 | 90 | 5 | 67 | n/a | n/a | n/a | n/a | n/a | | | | | | | |



# 1992-93 HARVEST INFORMATION BY UNIT/SUBUNIT: UNIT 01

| SPECIES | TYPE | HUNT | TOTAL HARVEST | SEX MALE | SEX FEMALE | SEX UNKNOWN | DLP | UNREPORTED ILLEGAL | AVERAGE HORN LGTH./ ANTLER WIDTH | COMMENTS |
|---|---|---|---|---|---|---|---|---|---|---|
| **Unit/Subunit 01A** | | | | | | | | | | |
| BEAVER | Trapping | | 14 | 0 | 0 | 14 | | n/a | | 9 trappers took 14 beavers |
| BLACK BEAR | DLP | | 0 | 0 | 0 | 0 | 4 | 0 | | 2 DLP and 2 road kills |
| BLACK BEAR | General Season | | 33 | 23 | 10 | 0 | | 0 | | |
| BLACK BEAR | **TOTAL SUBUNIT** | | 33 | 23 | 10 | 0 | 4 | 0 | | |
| BROWN BEAR | DLP | | 0 | 0 | 0 | 0 | 1 | 0 | | |
| BROWN BEAR | Registration | R0272F | 4 | 2 | 2 | 0 | | 0 | | |
| BROWN BEAR | Registration | R0272S | 3 | 3 | 0 | 0 | | 0 | | |
| BROWN BEAR | **TOTAL HUNT** | 0272 | 7 | 5 | 2 | 0 | | 0 | | |
| BROWN BEAR | **TOTAL SUBUNIT** | | 7 | 5 | 2 | 0 | 1 | 0 | | |
| COYOTE | Hunting/Trapping | | n/a | n/a | n/a | n/a | | n/a | | Data not available |
| DEER | General Season | | 686 | 661 | 25 | 0 | | n/a | | Data taken from deer hunter survey |
| FOX | Hunting/Trapping | | n/a | n/a | n/a | n/a | | n/a | | Data not available |
| LYNX | Hunting/Trapping | | n/a | n/a | n/a | n/a | | n/a | | Data not available |
| MARTEN | Trapping | | 122 | 87 | 32 | 3 | | n/a | | 13 trappers took 122 marten |
| MINK | Trapping | | n/a | n/a | n/a | n/a | | n/a | | Data not available |
| MOOSE | General Season | | 5 | 5 | 0 | 0 | | 0 | 30.20 | |
| MT. GOAT | Registration | R0801 | 23 | 17 | 6 | 0 | | 0 | n/a | |
| OTTER | Trapping | | 61 | 35 | 26 | 0 | | n/a | | 13 trappers took 61 otters |
| WOLF | Hunting/Trapping | | 42 | 26 | 16 | 0 | | 0 | | 19 trappers took 42 wolves |
| WOLVERINE | Hunting/Trapping | | 2 | 0 | 2 | 0 | | n/a | | |
| **Unit/Subunit 01B** | | | | | | | | | | |
| BEAVER | Trapping | | 0 | 0 | 0 | 0 | | n/a | | No beaver trapped in GMU 1B |
| BLACK BEAR | General Season | | 14 | 11 | 3 | 0 | | 0 | | GMU 1B has no communities and no residents |
| BROWN BEAR | Registration | R0272F | 4 | 1 | 3 | 0 | | 0 | | GMU 1B has no communities and no residents |
| BROWN BEAR | Registration | R0272S | 4 | 3 | 1 | 0 | | 0 | | GMU 1B has no communities and no residents |
| BROWN BEAR | **TOTAL HUNT** | 0272 | 8 | 4 | 4 | 0 | | 0 | | |
| BROWN BEAR | **TOTAL SUBUNIT** | | 8 | 4 | 4 | 0 | | 0 | | |
| COYOTE | Hunting/Trapping | | n/a | n/a | n/a | n/a | | n/a | | |
| DEER | General Season | | 142 | 142 | 0 | 0 | | 6 | | All illegal kills are female |
| MARTEN | Trapping | | 49 | 31 | 18 | 0 | | n/a | | GMU 1B has no communities and no residents |
| MINK | Trapping | | n/a | n/a | n/a | n/a | | n/a | | |
| MOOSE | General Season | | 19 | 18 | 0 | 1 | | 0 | 26.43 | GMU 1B has no communities and no residents |
| MOOSE | Registration | R0955 | 25 | 25 | 0 | 0 | | 4 | n/a | Includes 3 males and 1 female killed illegally |
| MOOSE | **TOTAL SUBUNIT** | | 44 | 43 | 0 | 1 | | 4 | | |
| MT. GOAT | Federal | R0801 | 2 | 0 | 2 | 0 | | 0 | n/a | GMU 1B has no communities and no residents |
| MT. GOAT | Registration | R0801 | 10 | 3 | 7 | 0 | | 0 | n/a | GMU 1B has no communities and no residents |
| MT. GOAT | Registration | R0804 | 18 | 14 | 4 | 0 | | 0 | n/a | GMU 1B has no communities and no residents |
| MT. GOAT | **TOTAL SUBUNIT** | | 30 | 17 | 13 | 0 | | 0 | | |

# 1992-93 HARVEST INFORMATION BY UNIT/SUBUNIT: UNIT 01

| SPECIES | TYPE | HUNT | TOTAL HARVEST | SEX MALE | SEX FEMALE | SEX UNKNOWN | DLP | UNREPORTED ILLEGAL | AVERAGE HORN LGTH./ ANTLER WIDTH | COMMENTS |
|---|---|---|---|---|---|---|---|---|---|---|
| **Unit/Subunit 01B** | | | | | | | | | | |
| OTTER | Trapping | | 17 | 15 | 2 | 0 | | n/a | | GMU 1B has no communities and no residents |
| WOLF | Hunting/Trapping | | 8 | 3 | 5 | 0 | | n/a | | GMU 1B has no communities and no residents |
| WOLVERINE | Hunting/Trapping | | 7 | 4 | 3 | 0 | | n/a | | GMU 1B has no communities and no residents |
| **Unit/Subunit 01C** | | | | | | | | | | |
| BEAVER | Trapping | | 30 | 0 | 0 | 30 | | n/a | | |
| BLACK BEAR | DLP | | 0 | 0 | 0 | 0 | 1 | 0 | | One road-killed cub not shown |
| BLACK BEAR | General Season | | 65 | 53 | 11 | 1 | | 0 | | |
| BLACK BEAR | **TOTAL SUBUNIT** | | 65 | 53 | 11 | 1 | 1 | 0 | | |
| BROWN BEAR | Registration | R0272F | 4 | 3 | 1 | 0 | | 0 | | |
| BROWN BEAR | Registration | R0272S | 0 | 0 | 0 | 0 | | 0 | | |
| BROWN BEAR | **TOTAL HUNT** | 0272 | 4 | 3 | 1 | 0 | | 0 | | |
| BROWN BEAR | **TOTAL SUBUNIT** | | 4 | 3 | 1 | 0 | | 0 | | |
| COYOTE | Hunting/Trapping | | n/a | n/a | n/a | n/a | | n/a | | |
| DEER | General Season | | 511 | 358 | 153 | 0 | | 0 | | |
| FOX | Hunting/Trapping | | n/a | n/a | n/a | n/a | | n/a | | |
| LYNX | Hunting/Trapping | | 1 | 0 | 1 | 0 | | n/a | | |
| MARTEN | Trapping | | 74 | 43 | 31 | 0 | | n/a | | |
| MINK | Trapping | | n/a | n/a | n/a | n/a | | n/a | | |
| MOOSE | Drawing | D0901 | 5 | 5 | 0 | 0 | | 0 | n/a | |
| MOOSE | Drawing | D0902 | 4 | 0 | 4 | 0 | | 0 | n/a | |
| MOOSE | Registration | R0956 | 39 | 38 | 1 | 0 | | 0 | n/a | |
| MOOSE | **TOTAL SUBUNIT** | | 48 | 43 | 5 | 0 | | 0 | | |
| MT. GOAT | Registration | R0802 | 39 | 27 | 12 | 0 | | 0 | n/a | Data for R0802 and R0803 are combined |
| OTTER | Trapping | | 14 | 8 | 6 | 0 | | n/a | | |
| WOLF | Hunting/Trapping | | 5 | 3 | 2 | 0 | | n/a | | |
| WOLVERINE | Hunting/Trapping | | 2 | 2 | 0 | 0 | | n/a | | |
| **Unit/Subunit 01D** | | | | | | | | | | |
| BLACK BEAR | DLP | | 0 | 0 | 0 | 0 | 1 | 0 | | |
| BLACK BEAR | General Season | | 29 | 25 | 4 | 0 | | 0 | | |
| BLACK BEAR | **TOTAL SUBUNIT** | | 29 | 25 | 4 | 0 | 1 | 0 | | |
| BROWN BEAR | DLP | | 0 | 0 | 0 | 0 | 4 | 0 | | |
| BROWN BEAR | Registration | R0272F | 14 | 7 | 7 | 0 | | 0 | | |
| BROWN BEAR | Registration | R0272S | 6 | 6 | 0 | 0 | | 0 | | One male killed illegally |
| BROWN BEAR | **TOTAL HUNT** | 0272 | 20 | 13 | 7 | 0 | | 0 | | |
| BROWN BEAR | **TOTAL SUBUNIT** | | 20 | 13 | 7 | 0 | 4 | 0 | | |
| COYOTE | Hunting/Trapping | | n/a | n/a | n/a | n/a | | n/a | | |
| FOX | Hunting/Trapping | | n/a | n/a | n/a | n/a | | n/a | | |
| LYNX | Hunting/Trapping | | 28 | 14 | 14 | 0 | | n/a | | |
| MARTEN | Trapping | | 4 | 2 | 2 | 0 | | n/a | | |
| MINK | Trapping | | n/a | n/a | n/a | n/a | | n/a | | |
| MT. GOAT | Registration | R0805 | 23 | 9 | 11 | 3 | | 0 | n/a | Data for R0805 and R0806 are combined |
| OTTER | Trapping | | 2 | 0 | 2 | 0 | | n/a | | |
| WOLF | Hunting/Trapping | | 3 | 0 | 3 | 0 | | n/a | | |
| WOLVERINE | Hunting/Trapping | | 8 | 4 | 4 | 0 | | n/a | | |

# 1992-93 HARVEST INFORMATION BY UNIT/SUBUNIT: UNIT 01

| SPECIES | TYPE | TOTAL HARVEST | SEX | | | UNREPORTED | |
|---|---|---|---|---|---|---|---|
| | | | MALE | FEMALE | UNKNOWN | DLP | ILLEGAL |
| **UNIT 01 TOTALS FOR SPECIES AND HUNT TYPE** | | | | | | | |
| BEAVER | Trapping | 44 | 0 | 0 | 44 | | n/a |
| BLACK BEAR | DLP | 0 | 0 | 0 | 0 | 6 | 0 |
| BLACK BEAR | General Season | 141 | 112 | 28 | 1 | | 0 |
| BROWN BEAR | DLP | 0 | 0 | 0 | 0 | 5 | 0 |
| BROWN BEAR | Registration | 39 | 25 | 14 | 0 | | 0 |
| COYOTE | Hunting/Trapping | n/a | n/a | n/a | n/a | | n/a |
| DEER | General Season | 1339 | 1161 | 178 | 0 | | 6 |
| FOX | Hunting/Trapping | n/a | n/a | n/a | n/a | | n/a |
| LYNX | Hunting/Trapping | 29 | 14 | 15 | n/a | | n/a |
| MARTEN | Trapping | 249 | 163 | 83 | 3 | | n/a |
| MINK | Trapping | n/a | n/a | n/a | n/a | | n/a |
| MOOSE | Drawing | 9 | 5 | 4 | 0 | | 0 |
| MOOSE | General Season | 24 | 23 | 0 | 1 | | 0 |
| MOOSE | Registration | 64 | 63 | 1 | 0 | | 4 |
| MT. GOAT | Federal | 2 | 0 | 2 | 0 | | 0 |
| MT. GOAT | Registration | 113 | 70 | 40 | 3 | | 0 |
| OTTER | Trapping | 94 | 58 | 36 | 0 | | n/a |
| WOLF | Hunting/Trapping | 58 | 32 | 26 | 0 | | n/a |
| WOLVERINE | Hunting/Trapping | 19 | 10 | 9 | 0 | | n/a |
| **UNIT 01 TOTALS** | | | | | | | |
| BEAVER | **TOTAL UNIT** | 44 | 0 | 0 | 44 | | n/a |
| BLACK BEAR | **TOTAL UNIT** | 141 | 112 | 28 | 1 | 6 | 0 |
| BROWN BEAR | **TOTAL UNIT** | 39 | 25 | 14 | 0 | 5 | 0 |
| COYOTE | **TOTAL UNIT** | n/a | n/a | n/a | n/a | | n/a |
| DEER | **TOTAL UNIT** | 1339 | 1161 | 178 | 0 | | 6 |
| FOX | **TOTAL UNIT** | n/a | n/a | n/a | n/a | | n/a |
| LYNX | **TOTAL UNIT** | 29 | 14 | 15 | 0 | | n/a |
| MARTEN | **TOTAL UNIT** | 249 | 163 | 83 | 3 | | n/a |
| MINK | **TOTAL UNIT** | n/a | n/a | n/a | n/a | | n/a |
| MOOSE | **TOTAL UNIT** | 97 | 91 | 5 | 1 | | 4 |
| MT. GOAT | **TOTAL UNIT** | 115 | 70 | 42 | 3 | | 0 |
| OTTER | **TOTAL UNIT** | 94 | 58 | 36 | 0 | | n/a |
| WOLF | **TOTAL UNIT** | 58 | 32 | 26 | 0 | | n/a |
| WOLVERINE | **TOTAL UNIT** | 19 | 10 | 9 | 0 | | n/a |

# 1992-93 HARVEST INFORMATION BY UNIT/SUBUNIT: UNIT 02

| SPECIES | TYPE | HUNT | TOTAL HARVEST | SEX MALE | SEX FEMALE | SEX UNKNOWN | DLP | UNREPORTED ILLEGAL | AVERAGE HORN LGTH./ ANTLER WIDTH | COMMENTS |
|---|---|---|---|---|---|---|---|---|---|---|
| **Unit/Subunit 02** | | | | | | | | | | |
| BEAVER | Trapping | | 63 | 0 | 0 | 63 | | 0 | | 11 trappers took 63 beavers |
| BLACK BEAR | DLP | | 0 | 0 | 0 | 0 | 2 | 0 | | 1 DLP and 1 research mortality |
| BLACK BEAR | General Season | | 222 | 158 | 44 | 20 | | 0 | | |
| COYOTE | Hunting/Trapping | | n/a | n/a | n/a | n/a | | n/a | | Data not available |
| DEER | General Season | | 3097 | 3036 | 61 | 0 | | n/a | | Data taken from deer hunter survey |
| FOX | Hunting/Trapping | | n/a | n/a | n/a | n/a | | n/a | | Data not available |
| LYNX | Hunting/Trapping | | n/a | n/a | n/a | n/a | | n/a | | Data not available |
| MARTEN | Trapping | | 575 | 289 | 203 | 83 | | n/a | | 28 trappers took 575 marten |
| MINK | Trapping | | n/a | n/a | n/a | n/a | | n/a | | Data not available |
| OTTER | Trapping | | 66 | 37 | 23 | 6 | | n/a | | 19 trappers took 66 otters |
| WOLF | Hunting/Trapping | | 105 | 59 | 46 | 0 | | 0 | | 35 trappers took 105 wolves |
| WOLVERINE | Hunting/Trapping | | n/a | n/a | n/a | n/a | | n/a | | Data not available |
| **UNIT 02 TOTALS FOR SPECIES AND HUNT TYPE** | | | | | | | | | | |
| BEAVER | Trapping | | 63 | 0 | 0 | 63 | | 0 | | |
| BLACK BEAR | DLP | | 0 | 0 | 0 | 0 | 2 | 0 | | |
| BLACK BEAR | General Season | | 222 | 158 | 44 | 20 | | 0 | | |
| COYOTE | Hunting/Trapping | | n/a | n/a | n/a | n/a | | n/a | | |
| DEER | General Season | | 3097 | 3036 | 61 | 0 | | n/a | | |
| FOX | Hunting/Trapping | | n/a | n/a | n/a | n/a | | n/a | | |
| LYNX | Hunting/Trapping | | n/a | n/a | n/a | n/a | | n/a | | |
| MARTEN | Trapping | | 575 | 289 | 203 | 83 | | n/a | | |
| MINK | Trapping | | n/a | n/a | n/a | n/a | | n/a | | |
| OTTER | Trapping | | 66 | 37 | 23 | 6 | | n/a | | |
| WOLF | Hunting/Trapping | | 105 | 59 | 46 | 0 | | 0 | | |
| WOLVERINE | Hunting/Trapping | | n/a | n/a | n/a | n/a | | n/a | | |
| **UNIT 02 TOTALS** | | | | | | | | | | |
| BEAVER | **TOTAL UNIT** | | 63 | 0 | 0 | 63 | | 0 | | |
| BLACK BEAR | **TOTAL UNIT** | | 222 | 158 | 44 | 20 | 2 | 0 | | |
| COYOTE | **TOTAL UNIT** | | n/a | n/a | n/a | n/a | | n/a | | |
| DEER | **TOTAL UNIT** | | 3097 | 3036 | 61 | 0 | | n/a | | |
| FOX | **TOTAL UNIT** | | n/a | n/a | n/a | n/a | | n/a | | |
| LYNX | **TOTAL UNIT** | | n/a | n/a | n/a | n/a | | n/a | | |
| MARTEN | **TOTAL UNIT** | | 575 | 289 | 203 | 83 | | n/a | | |
| MINK | **TOTAL UNIT** | | n/a | n/a | n/a | n/a | | n/a | | |
| OTTER | **TOTAL UNIT** | | 66 | 37 | 23 | 6 | | n/a | | |
| WOLF | **TOTAL UNIT** | | 105 | 59 | 46 | 0 | | n/a | | |
| WOLVERINE | **TOTAL UNIT** | | n/a | n/a | n/a | n/a | | n/a | | |

# 1992-93 HARVEST INFORMATION BY UNIT/SUBUNIT: UNIT 03

| SPECIES | TYPE | HUNT | TOTAL HARVEST | SEX | | | UNREPORTED | | AVERAGE HORN LGTH./ ANTLER WIDTH | COMMENTS |
|---|---|---|---|---|---|---|---|---|---|---|
| | | | | MALE | FEMALE | UNKNOWN | DLP | ILLEGAL | | |
| **Unit/Subunit 03** | | | | | | | | | | |
| BEAVER | Trapping | | 37 | 0 | 0 | 37 | | n/a | | |
| BLACK BEAR | DLP | | 0 | 0 | 0 | 0 | 5 | 0 | | |
| BLACK BEAR | General Season | | 161 | 123 | 36 | 2 | | 0 | | |
| BROWN BEAR | General Season | | 0 | 0 | 0 | 0 | | 1 | | Illegal kill, no brown bear season in GMU 3 |
| COYOTE | Hunting/Trapping | | n/a | n/a | n/a | n/a | | n/a | | No coyotes taken since 1984 |
| DEER | General Season | | 581 | 581 | 0 | 0 | | 57 | | All illegal kills are female. Survey data is almost double permit data for Mitkof Island |
| DEER | Registration | R0605 | 187 | 187 | 0 | 0 | | 0 | | |
| MARTEN | Trapping | | 72 | 41 | 31 | 0 | | n/a | | |
| MINK | Trapping | | n/a | n/a | n/a | n/a | | n/a | | |
| MOOSE | General Season | | 15 | 15 | 0 | 0 | | 0 | 27.70 | |
| OTTER | Trapping | | 12 | 7 | 5 | 0 | | n/a | | |
| WOLF | Hunting/Trapping | | 26 | 12 | 14 | 0 | | n/a | | |
| WOLVERINE | Hunting/Trapping | | 1 | 1 | 0 | 0 | | n/a | | |
| **UNIT 03 TOTALS FOR SPECIES AND HUNT TYPE** | | | | | | | | | | |
| BEAVER | Trapping | | 37 | 0 | 0 | 37 | | n/a | | |
| BLACK BEAR | DLP | | 0 | 0 | 0 | 0 | 5 | 0 | | |
| BLACK BEAR | General Season | | 161 | 123 | 36 | 2 | | 0 | | |
| BROWN BEAR | General Season | | 0 | 0 | 0 | 0 | | 1 | | |
| COYOTE | Hunting/Trapping | | n/a | n/a | n/a | n/a | | n/a | | |
| DEER | General Season | | 581 | 581 | 0 | 0 | | 57 | | |
| DEER | Registration | | 187 | 187 | 0 | 0 | | 0 | | |
| MARTEN | Trapping | | 72 | 41 | 31 | 0 | | n/a | | |
| MINK | Trapping | | n/a | n/a | n/a | n/a | | n/a | | |
| MOOSE | General Season | | 15 | 15 | 0 | 0 | | 0 | | |
| OTTER | Trapping | | 12 | 7 | 5 | 0 | | n/a | | |
| WOLF | Hunting/Trapping | | 26 | 12 | 14 | 0 | | n/a | | |
| WOLVERINE | Hunting/Trapping | | 1 | 1 | 0 | 0 | | n/a | | |
| **UNIT 03 TOTALS** | | | | | | | | | | |
| BEAVER | **TOTAL UNIT** | | 37 | 0 | 0 | 37 | | n/a | | |
| BLACK BEAR | **TOTAL UNIT** | | 161 | 123 | 36 | 2 | 5 | 0 | | |
| BROWN BEAR | **TOTAL UNIT** | | 0 | 0 | 0 | 0 | 0 | 1 | | |
| COYOTE | **TOTAL UNIT** | | n/a | n/a | n/a | n/a | | n/a | | |
| DEER | **TOTAL UNIT** | | 768 | 768 | 0 | 0 | | 57 | | |
| MARTEN | **TOTAL UNIT** | | 72 | 41 | 31 | 0 | | n/a | | |
| MINK | **TOTAL UNIT** | | n/a | n/a | n/a | n/a | | n/a | | |
| MOOSE | **TOTAL UNIT** | | 15 | 15 | 0 | 0 | | 0 | | |
| OTTER | **TOTAL UNIT** | | 12 | 7 | 5 | 0 | | n/a | | |
| WOLF | **TOTAL UNIT** | | 26 | 12 | 14 | 0 | | n/a | | |
| WOLVERINE | **TOTAL UNIT** | | 1 | 1 | 0 | 0 | | n/a | | |

# 1992-93 HARVEST INFORMATION BY UNIT/SUBUNIT: UNIT 04

| SPECIES | TYPE | HUNT | TOTAL HARVEST | SEX | | | DLP | UNREPORTED ILLEGAL | AVERAGE HORN LGTH./ ANTLER WIDTH | COMMENTS |
|---|---|---|---|---|---|---|---|---|---|---|
| | | | | MALE | FEMALE | UNKNOWN | | | | |
| **Unit/Subunit 04** | | | | | | | | | | |
| BEAVER | Trapping | | 0 | 0 | 0 | 0 | | n/a | | |
| BROWN BEAR | DLP | | 0 | 0 | 0 | 0 | 4 | 0 | | Fall '92 nonsport kills from Northeast Chichagof Controlled Use Area |
| BROWN BEAR | Registration | R0277S | 18 | 9 | 9 | 0 | | 0 | | Boundaries of Northeast Chichagof Controlled Use Area changed for Spring '93 season |
| BROWN BEAR | Registration | R0278F | 8 | 5 | 3 | 0 | | 0 | | |
| BROWN BEAR | Registration | R0278S | 9 | 9 | 0 | 0 | | 0 | | |
| BROWN BEAR | **TOTAL HUNT** | 0278 | 17 | 14 | 3 | 0 | | 0 | | |
| BROWN BEAR | Registration | R0279F | 23 | 11 | 12 | 0 | | 0 | | |
| BROWN BEAR | Registration | R0279S | 65 | 50 | 15 | 0 | | 0 | | |
| BROWN BEAR | **TOTAL HUNT** | 0279 | 88 | 61 | 27 | 0 | | 0 | | |
| DEER | General Season | | 7246 | 5176 | 2070 | 0 | | 0 | | |
| MARTEN | Trapping | | 477 | 313 | 164 | 0 | | n/a | | 26 GMU resident trappers took 440 marten |
| MINK | Trapping | | n/a | n/a | n/a | n/a | | n/a | | |
| MT. GOAT | Registration | R0815 | 50 | 30 | 19 | 1 | | 0 | n/a | 3 Successful + 11 Unsuccessful hunters reported walking as transport means |
| OTTER | Trapping | | 149 | 95 | 54 | 0 | | n/a | | 138 otter/16 GMU resident trappers. 11 otter/3 "Other Resident" trappers. 4 trappers = walking as transport means |
| **UNIT 04 TOTALS FOR SPECIES AND HUNT TYPE** | | | | | | | | | | |
| BEAVER | Trapping | | 0 | 0 | 0 | 0 | | n/a | | |
| BROWN BEAR | DLP | | 0 | 0 | 0 | 0 | 4 | 0 | | |
| BROWN BEAR | Registration | | 123 | 84 | 39 | 0 | | 0 | | |
| DEER | General Season | | 7246 | 5176 | 2070 | 0 | | 0 | | |
| MARTEN | Trapping | | 477 | 313 | 164 | 0 | | n/a | | |
| MINK | Trapping | | n/a | n/a | n/a | n/a | | n/a | | |
| MT. GOAT | Registration | | 50 | 30 | 19 | 1 | | 0 | | |
| OTTER | Trapping | | 149 | 95 | 54 | 0 | | n/a | | |
| **UNIT 04 TOTALS** | | | | | | | | | | |
| BEAVER | **TOTAL UNIT** | | 0 | 0 | 0 | 0 | | n/a | | |
| BROWN BEAR | **TOTAL UNIT** | | 123 | 84 | 39 | 0 | 4 | 0 | | |
| DEER | **TOTAL UNIT** | | 7246 | 5176 | 2070 | 0 | | 0 | | |
| MARTEN | **TOTAL UNIT** | | 477 | 313 | 164 | 0 | | n/a | | |
| MINK | **TOTAL UNIT** | | n/a | n/a | n/a | n/a | | n/a | | |
| MT. GOAT | **TOTAL UNIT** | | 50 | 30 | 19 | 1 | | 0 | | |
| OTTER | **TOTAL UNIT** | | 149 | 95 | 54 | 0 | | n/a | | |

# *1992-93 HARVEST INFORMATION BY UNIT/SUBUNIT: UNIT 05*

| SPECIES | TYPE | HUNT | TOTAL HARVEST | SEX | | | DLP | UNREPORTED ILLEGAL | AVERAGE HORN LGTH./ ANTLER WIDTH | COMMENTS |
|---|---|---|---|---|---|---|---|---|---|---|
| | | | | MALE | FEMALE | UNKNOWN | | | | |
| **Unit/Subunit 05A** | | | | | | | | | | |
| BEAVER | Trapping | | 1 | 0 | 0 | 1 | | n/a | | |
| BLACK BEAR | General Season | | 18 | 10 | 8 | 0 | | 0 | | One glacier bear taken |
| BROWN BEAR | General Season | | 31 | 21 | 10 | 0 | | 1 | | One female killed illegally |
| COYOTE | Hunting/Trapping | | n/a | n/a | n/a | n/a | | n/a | | |
| DEER | General Season | | 0 | 0 | 0 | 0 | | 0 | | |
| FOX | Hunting/Trapping | | n/a | n/a | n/a | n/a | | n/a | | |
| LYNX | Hunting/Trapping | | 0 | 0 | 0 | 0 | | n/a | | |
| MARTEN | Trapping | | 20 | 13 | 7 | 0 | | n/a | | |
| MINK | Trapping | | n/a | n/a | n/a | n/a | | n/a | | |
| MOOSE | Registration | R0961 | 50 | 50 | 0 | 0 | | 0 | n/a | |
| MT. GOAT | Registration | R0817 | 4 | 2 | 2 | 0 | | 0 | n/a | |
| OTTER | Trapping | | 6 | 3 | 3 | 0 | | n/a | | |
| WOLF | Hunting/Trapping | | 4 | 2 | 2 | 0 | | 0 | | FWP destroyed 1 additional male |
| WOLVERINE | Hunting/Trapping | | 2 | 0 | 1 | 1 | | n/a | | |
| **Unit/Subunit 05B** | | | | | | | | | | |
| BEAVER | Trapping | | 0 | 0 | 0 | 0 | | n/a | | |
| BLACK BEAR | General Season | | 0 | 0 | 0 | 0 | | 0 | | |
| BROWN BEAR | General Season | | 8 | 7 | 1 | 0 | | 0 | | |
| COYOTE | Hunting/Trapping | | n/a | n/a | n/a | n/a | | n/a | | |
| FOX | Hunting/Trapping | | n/a | n/a | n/a | n/a | | n/a | | |
| LYNX | Hunting/Trapping | | 0 | 0 | 0 | 0 | | n/a | | |
| MARTEN | Trapping | | 0 | 0 | 0 | 0 | | n/a | | |
| MINK | Trapping | | n/a | n/a | n/a | n/a | | n/a | | |
| MOOSE | Registration | R0962 | 7 | 7 | 0 | 0 | | 0 | n/a | |
| MT. GOAT | Registration | R0817 | 0 | 0 | 0 | 0 | | 0 | 0.00 | |
| OTTER | Trapping | | 0 | 0 | 0 | 0 | | n/a | | |
| WOLF | Hunting/Trapping | | 0 | 0 | 0 | 0 | | 0 | | |
| WOLVERINE | Hunting/Trapping | | 0 | 0 | 0 | 0 | | n/a | | |

# 1992-93 HARVEST INFORMATION BY UNIT/SUBUNIT: UNIT 05

| SPECIES | TYPE | TOTAL HARVEST | SEX MALE | SEX FEMALE | SEX UNKNOWN | UNREPORTED DLP | UNREPORTED ILLEGAL |
|---|---|---|---|---|---|---|---|
| **UNIT 05 TOTALS FOR SPECIES AND HUNT TYPE** | | | | | | | |
| BEAVER | Trapping | 1 | 0 | 0 | 1 | | n/a |
| BLACK BEAR | General Season | 18 | 10 | 8 | 0 | | 0 |
| BROWN BEAR | General Season | 39 | 28 | 11 | 0 | | 1 |
| COYOTE | Hunting/Trapping | n/a | n/a | n/a | n/a | | n/a |
| DEER | General Season | 0 | 0 | 0 | 0 | | 0 |
| FOX | Hunting/Trapping | n/a | n/a | n/a | n/a | | n/a |
| LYNX | Hunting/Trapping | 0 | 0 | 0 | 0 | | n/a |
| MARTEN | Trapping | 20 | 13 | 7 | 0 | | n/a |
| MINK | Trapping | n/a | n/a | n/a | n/a | | n/a |
| MOOSE | Registration | 57 | 57 | 0 | 0 | | 0 |
| MT. GOAT | Registration | 4 | 2 | 2 | 0 | | 0 |
| OTTER | Trapping | 6 | 3 | 3 | 0 | | n/a |
| WOLF | Hunting/Trapping | 4 | 2 | 2 | 0 | | 0 |
| WOLVERINE | Hunting/Trapping | 2 | 0 | 1 | 1 | | n/a |
| **UNIT 05 TOTALS** | | | | | | | |
| BEAVER | **TOTAL UNIT** | 1 | 0 | 0 | 1 | | n/a |
| BLACK BEAR | **TOTAL UNIT** | 18 | 10 | 8 | 0 | 0 | 0 |
| BROWN BEAR | **TOTAL UNIT** | 39 | 28 | 11 | 0 | 0 | 1 |
| COYOTE | **TOTAL UNIT** | n/a | n/a | n/a | n/a | | n/a |
| DEER | **TOTAL UNIT** | 0 | 0 | 0 | 0 | | 0 |
| FOX | **TOTAL UNIT** | n/a | n/a | n/a | n/a | | n/a |
| LYNX | **TOTAL UNIT** | 0 | 0 | 0 | 0 | | n/a |
| MARTEN | **TOTAL UNIT** | 20 | 13 | 7 | 0 | | n/a |
| MINK | **TOTAL UNIT** | n/a | n/a | n/a | n/a | | n/a |
| MOOSE | **TOTAL UNIT** | 57 | 57 | 0 | 0 | | 0 |
| MT. GOAT | **TOTAL UNIT** | 4 | 2 | 2 | 0 | | 0 |
| OTTER | **TOTAL UNIT** | 6 | 3 | 3 | 0 | | n/a |
| WOLF | **TOTAL UNIT** | 4 | 2 | 2 | 0 | | 0 |
| WOLVERINE | **TOTAL UNIT** | 2 | 0 | 1 | 1 | | n/a |

# 1992-93 HARVEST INFORMATION BY UNIT/SUBUNIT: UNIT 06

| SPECIES | TYPE | HUNT | TOTAL HARVEST | SEX | | | DLP | UNREPORTED ILLEGAL | AVERAGE HORN LGTH./ ANTLER WIDTH | COMMENTS |
|---|---|---|---|---|---|---|---|---|---|---|
| | | | | MALE | FEMALE | UNKNOWN | | | | |
| **Unit/Subunit 06A** | | | | | | | | | | |
| BEAVER | Trapping | | 1 | 0 | 0 | 1 | | n/a | | |
| BLACK BEAR | DLP | | 0 | 0 | 0 | 0 | 1 | 0 | | |
| BLACK BEAR | General Season | | 38 | 30 | 8 | 0 | | 0 | | |
| BLACK BEAR | **TOTAL SUBUNIT** | | 38 | 30 | 8 | 0 | 1 | 0 | | |
| BROWN BEAR | General Season | | 12 | 7 | 5 | 0 | | 0 | | |
| COYOTE | Hunting/Trapping | | n/a | n/a | n/a | n/a | | n/a | | |
| DEER | General Season | | 0 | 0 | 0 | 0 | | n/a | | No reported harvest or effort |
| FOX | Hunting/Trapping | | n/a | n/a | n/a | n/a | | n/a | | |
| LYNX | Hunting/Trapping | | 0 | 0 | 0 | 0 | | n/a | | |
| MARTEN | Trapping | | 0 | 0 | 0 | 0 | | n/a | | |
| MINK | Trapping | | n/a | n/a | n/a | n/a | | n/a | | |
| MOOSE | General Season | | 133 | 85 | 47 | 1 | | 0 | 49.56 | |
| MT. GOAT | Registration | R0820 | 8 | 8 | 0 | 0 | | 0 | n/a | |
| MT. GOAT | Registration | R0825 | 3 | 3 | 0 | 0 | | 0 | n/a | |
| MT. GOAT | Registration | R0826 | 1 | 1 | 0 | 0 | | 0 | n/a | |
| MT. GOAT | Registration | R0878 | 0 | 0 | 0 | 0 | | 0 | 0.00 | |
| MT. GOAT | **TOTAL SUBUNIT** | | 12 | 12 | 0 | 0 | | 0 | | |
| OTTER | Trapping | | 0 | 0 | 0 | 0 | | n/a | | |
| WOLF | Hunting/Trapping | | 0 | 0 | 0 | 0 | | n/a | | |
| WOLVERINE | Hunting/Trapping | | 0 | 0 | 0 | 0 | | n/a | | |
| **Unit/Subunit 06B** | | | | | | | | | | |
| BEAVER | Trapping | | 0 | 0 | 0 | 0 | | n/a | | |
| BLACK BEAR | General Season | | 8 | 5 | 3 | 0 | | 0 | | |
| BROWN BEAR | General Season | | 4 | 3 | 1 | 0 | | 0 | | |
| COYOTE | Hunting/Trapping | | n/a | n/a | n/a | n/a | | n/a | | |
| DEER | General Season | | 0 | 0 | 0 | 0 | | n/a | | No reported harvest or effort |
| FOX | Hunting/Trapping | | n/a | n/a | n/a | n/a | | n/a | | |
| LYNX | Hunting/Trapping | | 0 | 0 | 0 | 0 | | n/a | | |
| MARTEN | Trapping | | 0 | 0 | 0 | 0 | | n/a | | |
| MINK | Trapping | | n/a | n/a | n/a | n/a | | n/a | | |
| MOOSE | Registration | R0964 | 28 | 28 | 0 | 0 | | 0 | 46.27 | |
| MOOSE | Drawing | D0966 | 13 | 1 | 12 | 0 | | 0 | n/a | |
| MOOSE | **TOTAL SUBUNIT** | | 41 | 29 | 12 | 0 | | 0 | | |
| MT. GOAT | Registration | R0826 | 5 | 3 | 2 | 0 | | 0 | n/a | |
| MT. GOAT | Registration | R0878 | 1 | 1 | 0 | 0 | | 0 | n/a | |
| MT. GOAT | **TOTAL SUBUNIT** | | 6 | 4 | 2 | 0 | | 0 | | |
| OTTER | Trapping | | 0 | 0 | 0 | 0 | | n/a | | |
| WOLF | Hunting/Trapping | | 0 | 0 | 0 | 0 | | n/a | | |
| WOLVERINE | Hunting/Trapping | | 0 | 0 | 0 | 0 | | n/a | | |

# 1992-93 HARVEST INFORMATION BY UNIT/SUBUNIT: UNIT 06

| SPECIES | TYPE | HUNT | TOTAL HARVEST | SEX MALE | SEX FEMALE | SEX UNKNOWN | DLP | UNREPORTED ILLEGAL | AVERAGE HORN LGTH./ ANTLER WIDTH | COMMENTS |
|---|---|---|---|---|---|---|---|---|---|---|
| **Unit/Subunit 06C** | | | | | | | | | | |
| BEAVER | Trapping | | 21 | 0 | 0 | 21 | | n/a | | |
| BLACK BEAR | General Season | | 20 | 14 | 5 | 1 | | 0 | | |
| BROWN BEAR | General Season | | 1 | 1 | 0 | 0 | | 0 | | |
| COYOTE | Hunting/Trapping | | n/a | n/a | n/a | n/a | | n/a | | |
| DEER | General Season | | 13 | 9 | 4 | 0 | | n/a | | Data estimated from hunter surveys |
| FOX | Hunting/Trapping | | n/a | n/a | n/a | n/a | | n/a | | |
| LYNX | Hunting/Trapping | | 0 | 0 | 0 | 0 | | n/a | | |
| MARTEN | Trapping | | 0 | 0 | 0 | 0 | | n/a | | |
| MINK | Trapping | | n/a | n/a | n/a | n/a | | n/a | | |
| MOOSE | Drawing | D0967 | 19 | 19 | 0 | 0 | | 0 | 46.28 | |
| MOOSE | Drawing | D0968 | 13 | 0 | 13 | 0 | | 0 | n/a | |
| MOOSE | **TOTAL SUBUNIT** | | 32 | 19 | 13 | 0 | | 0 | | |
| OTTER | Trapping | | 8 | 6 | 1 | 1 | | n/a | | |
| WOLF | Hunting/Trapping | | 3 | 2 | 1 | 0 | | n/a | | |
| WOLVERINE | Hunting/Trapping | | 9 | 7 | 2 | 0 | | n/a | | |
| **Unit/Subunit 06D** | | | | | | | | | | |
| BEAVER | Trapping | | 1 | 0 | 0 | 1 | | n/a | | |
| BLACK BEAR | DLP | | 0 | 0 | 0 | 0 | 9 | 0 | | |
| BLACK BEAR | General Season | | 140 | 95 | 40 | 5 | | 0 | | |
| BLACK BEAR | **TOTAL SUBUNIT** | | 140 | 95 | 40 | 5 | 9 | 0 | | |
| BROWN BEAR | DLP | | 0 | 0 | 0 | 0 | 5 | 0 | | |
| BROWN BEAR | General Season | | 22 | 15 | 7 | 0 | | 0 | | |
| BROWN BEAR | **TOTAL SUBUNIT** | | 22 | 15 | 7 | 0 | 5 | 0 | | |
| COYOTE | Hunting/Trapping | | n/a | n/a | n/a | n/a | | n/a | | |
| DEER | General Season | | 2049 | 1298 | 751 | 0 | | n/a | | Data estimated from hunter surveys |
| FOX | Hunting/Trapping | | n/a | n/a | n/a | n/a | | n/a | | |
| LYNX | Hunting/Trapping | | 4 | 1 | 3 | 0 | | n/a | | |
| MARTEN | Trapping | | 0 | 0 | 0 | 0 | | n/a | | |
| MINK | Trapping | | n/a | n/a | n/a | n/a | | n/a | | |
| MOOSE | General Season | | 2 | 2 | 0 | 0 | | 0 | 41.75 | |
| MT. GOAT | Federal | R0821 | 1 | 0 | 1 | 0 | | 0 | n/a | |
| MT. GOAT | Registration | R0822 | 5 | 4 | 1 | 0 | | 0 | n/a | |
| MT. GOAT | Registration | R0828 | 0 | 0 | 0 | 0 | | 0 | 0.00 | |
| MT. GOAT | Registration | R0829 | 11 | 8 | 3 | 0 | | 0 | n/a | |
| MT. GOAT | Registration | R0830 | 14 | 9 | 4 | 1 | | 0 | n/a | |
| MT. GOAT | Registration | R0878 | 0 | 0 | 0 | 0 | | 0 | 0.00 | |
| MT. GOAT | Registration | R0879 | 2 | 2 | 0 | 0 | | 0 | n/a | |
| MT. GOAT | **TOTAL SUBUNIT** | | 33 | 23 | 9 | 1 | | 0 | | |
| OTTER | Trapping | | 66 | 33 | 28 | 5 | | n/a | | |
| WOLF | Hunting/Trapping | | 0 | 0 | 0 | 0 | | n/a | | |
| WOLVERINE | Hunting/Trapping | | 10 | 7 | 3 | 0 | | n/a | | |

# 1992-93 HARVEST INFORMATION BY UNIT/SUBUNIT: UNIT 06

| SPECIES | TYPE | TOTAL HARVEST | SEX | | | UNREPORTED | |
|---|---|---|---|---|---|---|---|
| | | | MALE | FEMALE | UNKNOWN | DLP | ILLEGAL |
| **UNIT 06 TOTALS FOR SPECIES AND HUNT TYPE** | | | | | | | |
| BEAVER | Trapping | 23 | 0 | 0 | 23 | | n/a |
| BLACK BEAR | DLP | 0 | 0 | 0 | 0 | 10 | 0 |
| BLACK BEAR | General Season | 206 | 144 | 56 | 6 | | 0 |
| BROWN BEAR | DLP | 0 | 0 | 0 | 0 | 5 | 0 |
| BROWN BEAR | General Season | 39 | 26 | 13 | 0 | | 0 |
| COYOTE | Hunting/Trapping | n/a | n/a | n/a | n/a | | n/a |
| DEER | General Season | 2062 | 1307 | 755 | 0 | | n/a |
| FOX | Hunting/Trapping | n/a | n/a | n/a | n/a | | n/a |
| LYNX | Hunting/Trapping | 4 | 1 | 3 | 0 | | n/a |
| MARTEN | Trapping | 0 | 0 | 0 | 0 | | n/a |
| MINK | Trapping | n/a | n/a | n/a | n/a | | n/a |
| MOOSE | Drawing | 45 | 20 | 25 | 0 | | 0 |
| MOOSE | General Season | 135 | 87 | 47 | 1 | | 0 |
| MOOSE | Registration | 28 | 28 | 0 | 0 | | 0 |
| MT. GOAT | Federal | 1 | 0 | 1 | 0 | | 0 |
| MT. GOAT | Registration | 50 | 39 | 10 | 1 | | 0 |
| OTTER | Trapping | 74 | 39 | 29 | 6 | | n/a |
| WOLF | Hunting/Trapping | 3 | 2 | 1 | 0 | | n/a |
| WOLVERINE | Hunting/Trapping | 19 | 14 | 5 | 0 | | n/a |
| **UNIT 06 TOTALS** | | | | | | | |
| BEAVER | **TOTAL UNIT** | 23 | 0 | 0 | 23 | | n/a |
| BLACK BEAR | **TOTAL UNIT** | 206 | 144 | 56 | 6 | 10 | 0 |
| BROWN BEAR | **TOTAL UNIT** | 39 | 26 | 13 | 0 | 5 | 0 |
| COYOTE | **TOTAL UNIT** | n/a | n/a | n/a | n/a | | n/a |
| DEER | **TOTAL UNIT** | 2062 | 1307 | 755 | 0 | | n/a |
| FOX | **TOTAL UNIT** | n/a | n/a | n/a | n/a | | n/a |
| LYNX | **TOTAL UNIT** | 4 | 1 | 3 | 0 | | n/a |
| MARTEN | **TOTAL UNIT** | 0 | 0 | 0 | 0 | | n/a |
| MINK | **TOTAL UNIT** | n/a | n/a | n/a | n/a | | n/a |
| MOOSE | **TOTAL UNIT** | 208 | 135 | 72 | 1 | | 0 |
| MT. GOAT | **TOTAL UNIT** | 51 | 39 | 11 | 1 | | 0 |
| OTTER | **TOTAL UNIT** | 74 | 39 | 29 | 6 | | n/a |
| WOLF | **TOTAL UNIT** | 3 | 2 | 1 | 0 | | n/a |
| WOLVERINE | **TOTAL UNIT** | 19 | 14 | 5 | 0 | | n/a |

# 1992-93 HARVEST INFORMATION BY UNIT/SUBUNIT: UNIT 07

| SPECIES | TYPE | HUNT | TOTAL HARVEST | SEX | | | DLP | UNREPORTED ILLEGAL | AVERAGE HORN LGTH./ ANTLER WIDTH | COMMENTS |
|---|---|---|---|---|---|---|---|---|---|---|
| | | | | MALE | FEMALE | UNKNOWN | | | | |
| **Unit/Subunit 07** | | | | | | | | | | |
| BEAVER | Trapping | | 38 | 0 | 0 | 38 | | n/a | | |
| BLACK BEAR | DLP | | 0 | 0 | 0 | 0 | 5 | 0 | | |
| BLACK BEAR | General Season | | 92 | 56 | 33 | 3 | | 0 | | |
| BROWN BEAR | General Season | | 9 | 4 | 5 | 0 | | 0 | | |
| CARIBOU | Drawing | D0501 | 15 | 11 | 4 | 0 | | 0 | | See Kenai Mtns Herd summary |
| COYOTE | Hunting/Trapping | | n/a | n/a | n/a | n/a | | n/a | | |
| FOX | Hunting/Trapping | | n/a | n/a | n/a | n/a | | n/a | | |
| LYNX | Hunting/Trapping | | 1 | 0 | 0 | 1 | | n/a | | |
| MARTEN | Trapping | | 32 | 14 | 5 | 13 | | n/a | | |
| MINK | Trapping | | n/a | n/a | n/a | n/a | | n/a | | |
| MOOSE | General Season | | 55 | 54 | 0 | 1 | | 0 | 35.17 | |
| MOOSE | Drawing | D0910 | 21 | 21 | 0 | 0 | | 0 | 35.83 | |
| MOOSE | Drawing | D0911 | 29 | 1 | 28 | 0 | | 0 | n/a | |
| MT. GOAT | Drawing | D0831 | 1 | 1 | 0 | 0 | | 0 | n/a | |
| MT. GOAT | Drawing | D0833 | 0 | 0 | 0 | 0 | | 0 | 0.00 | |
| MT. GOAT | Registration | R0833 | 5 | 5 | 0 | 0 | | 0 | n/a | |
| MT. GOAT | **TOTAL HUNT** | 0833 | 5 | 5 | 0 | 0 | | 0 | | |
| MT. GOAT | Drawing | D0834 | 3 | 2 | 1 | 0 | | 0 | n/a | |
| MT. GOAT | Drawing | D0835 | 3 | 1 | 2 | 0 | | 0 | n/a | |
| MT. GOAT | Drawing | D0836 | 5 | 3 | 2 | 0 | | 0 | n/a | |
| MT. GOAT | Registration | R0836 | 9 | 9 | 0 | 0 | | 0 | n/a | |
| MT. GOAT | **TOTAL HUNT** | 0836 | 14 | 12 | 2 | 0 | | 0 | | |
| MT. GOAT | Drawing | D0837 | 0 | 0 | 0 | 0 | | 0 | 0.00 | |
| MT. GOAT | Drawing | D0839 | 4 | 4 | 0 | 0 | | 0 | n/a | |
| MT. GOAT | Registration | R0839 | 22 | 12 | 10 | 0 | | 0 | n/a | |
| MT. GOAT | **TOTAL HUNT** | 0839 | 26 | 16 | 10 | 0 | | 0 | | |
| MT. GOAT | Drawing | D0840 | 0 | 0 | 0 | 0 | | 0 | 0.00 | |
| MT. GOAT | Registration | R0840 | 0 | 0 | 0 | 0 | | 0 | 0.00 | |
| MT. GOAT | **TOTAL HUNT** | 0840 | 0 | 0 | 0 | 0 | | 0 | | |
| MT. GOAT | Drawing | D0841 | 2 | 1 | 1 | 0 | | 0 | n/a | |
| MT. GOAT | Drawing | D0842 | 6 | 4 | 2 | 0 | | 0 | n/a | |
| MT. GOAT | Drawing | D0843 | 3 | 1 | 2 | 0 | | 0 | n/a | |
| MT. GOAT | Drawing | D0844 | 2 | 2 | 0 | 0 | | 0 | n/a | |
| MT. GOAT | Registration | R0844 | 0 | 0 | 0 | 0 | | 0 | 0.00 | |
| MT. GOAT | **TOTAL HUNT** | 0844 | 2 | 2 | 0 | 0 | | 0 | | |
| MT. GOAT | Drawing | D0845 | 6 | 4 | 2 | 0 | | 0 | n/a | |
| MT. GOAT | Registration | R0845 | 9 | 4 | 4 | 1 | | 0 | n/a | |
| MT. GOAT | **TOTAL HUNT** | 0845 | 15 | 8 | 6 | 1 | | 0 | | |
| MT. GOAT | Drawing | D0846 | 13 | 11 | 2 | 0 | | 0 | n/a | |
| MT. GOAT | Drawing | D0847 | 4 | 3 | 1 | 0 | | 0 | n/a | |
| MT. GOAT | Registration | R0852 | 4 | 3 | 1 | 0 | | 0 | n/a | |
| MT. GOAT | Tier II | T0852 | 4 | 3 | 1 | 0 | | 0 | n/a | |
| MT. GOAT | **TOTAL HUNT** | 0852 | 8 | 6 | 2 | 0 | | 0 | | |
| OTTER | Trapping | | 5 | 2 | 2 | 1 | | n/a | | |
| SHEEP | General Season | | 5 | 4 | 0 | 1 | | 0 | 36.40 | |
| WOLF | Hunting/Trapping | | 3 | 1 | 2 | 0 | | n/a | | |
| WOLVERINE | Hunting/Trapping | | 11 | 6 | 5 | 0 | | n/a | | |

# 1992-93 HARVEST INFORMATION BY UNIT/SUBUNIT: UNIT 07

| SPECIES | TYPE | TOTAL HARVEST | SEX | | | UNREPORTED | |
|---|---|---|---|---|---|---|---|
| | | | MALE | FEMALE | UNKNOWN | DLP | ILLEGAL |
| **UNIT 07 TOTALS FOR SPECIES AND HUNT TYPE** | | | | | | | |
| BEAVER | Trapping | 38 | 0 | 0 | 38 | | n/a |
| BLACK BEAR | DLP | 0 | 0 | 0 | 0 | 5 | 0 |
| BLACK BEAR | General Season | 92 | 56 | 33 | 3 | | 0 |
| BROWN BEAR | General Season | 9 | 4 | 5 | 0 | | 0 |
| CARIBOU | Drawing | 15 | 11 | 4 | 0 | | 0 |
| COYOTE | Hunting/Trapping | n/a | n/a | n/a | n/a | | n/a |
| FOX | Hunting/Trapping | n/a | n/a | n/a | n/a | | n/a |
| LYNX | Hunting/Trapping | 1 | 0 | 0 | 1 | | n/a |
| MARTEN | Trapping | 32 | 14 | 5 | 13 | | n/a |
| MINK | Trapping | n/a | n/a | n/a | n/a | | n/a |
| MOOSE | Drawing | 50 | 22 | 28 | 0 | | 0 |
| MOOSE | General Season | 55 | 54 | 0 | 1 | | 0 |
| MT. GOAT | Drawing | 52 | 37 | 15 | 0 | | 0 |
| MT. GOAT | Registration | 49 | 33 | 15 | 1 | | 0 |
| MT. GOAT | Tier II | 4 | 3 | 1 | 0 | | 0 |
| OTTER | Trapping | 5 | 2 | 2 | 1 | | n/a |
| SHEEP | General Season | 5 | 4 | 0 | 1 | | 0 |
| WOLF | Hunting/Trapping | 3 | 1 | 2 | 0 | | n/a |
| WOLVERINE | Hunting/Trapping | 11 | 6 | 5 | 0 | | n/a |
| **UNIT 07 TOTALS** | | | | | | | |
| BEAVER | **TOTAL UNIT** | 38 | 0 | 0 | 38 | | n/a |
| BLACK BEAR | **TOTAL UNIT** | 92 | 56 | 33 | 3 | 5 | 0 |
| BROWN BEAR | **TOTAL UNIT** | 9 | 4 | 5 | 0 | 0 | 0 |
| CARIBOU | **TOTAL UNIT** | 15 | 11 | 4 | 0 | | 0 |
| COYOTE | **TOTAL UNIT** | n/a | n/a | n/a | n/a | | n/a |
| FOX | **TOTAL UNIT** | n/a | n/a | n/a | n/a | | n/a |
| LYNX | **TOTAL UNIT** | 1 | 0 | 0 | 1 | | n/a |
| MARTEN | **TOTAL UNIT** | 32 | 14 | 5 | 13 | | n/a |
| MINK | **TOTAL UNIT** | n/a | n/a | n/a | n/a | | n/a |
| MOOSE | **TOTAL UNIT** | 105 | 76 | 28 | 1 | | 0 |
| MT. GOAT | **TOTAL UNIT** | 105 | 73 | 31 | 1 | | 0 |
| OTTER | **TOTAL UNIT** | 5 | 2 | 2 | 1 | | n/a |
| SHEEP | **TOTAL UNIT** | 5 | 4 | 0 | 1 | | 0 |
| WOLF | **TOTAL UNIT** | 3 | 1 | 2 | 0 | | n/a |
| WOLVERINE | **TOTAL UNIT** | 11 | 6 | 5 | 0 | | n/a |

# 1992-93 HARVEST INFORMATION BY UNIT/SUBUNIT: UNIT 08

| SPECIES | TYPE | HUNT | TOTAL HARVEST | SEX | | | DLP | UNREPORTED ILLEGAL | AVERAGE HORN LGTH./ ANTLER WIDTH | COMMENTS |
|---|---|---|---|---|---|---|---|---|---|---|
| | | | | MALE | FEMALE | UNKNOWN | | | | |
| **Unit/Subunit 08** | | | | | | | | | | |
| BEAVER | Trapping | | 65 | 0 | 0 | 65 | | n/a | | 8 trappers took 65 beavers |
| BROWN BEAR | DLP | | 0 | 0 | 0 | 0 | 10 | 0 | | |
| BROWN BEAR | Drawing | D0201 | 1 | 1 | 0 | 0 | | 0 | | |
| BROWN BEAR | Registration | R0201 | 1 | 1 | 0 | 0 | | 0 | | |
| BROWN BEAR | **TOTAL HUNT** | 0201 | 2 | 2 | 0 | 0 | | 0 | | |
| BROWN BEAR | Drawing | D0202 | 0 | 0 | 0 | 0 | | 0 | | |
| BROWN BEAR | Registration | R0202 | 2 | 0 | 2 | 0 | | 0 | | |
| BROWN BEAR | **TOTAL HUNT** | 0202 | 2 | 0 | 2 | 0 | | 0 | | |
| BROWN BEAR | Drawing | D0203 | 1 | 0 | 1 | 0 | | 0 | | |
| BROWN BEAR | Registration | R0203 | 1 | 1 | 0 | 0 | | 0 | | |
| BROWN BEAR | **TOTAL HUNT** | 0203 | 2 | 1 | 1 | 0 | | 0 | | |
| BROWN BEAR | Drawing | D0204 | 0 | 0 | 0 | 0 | | 0 | | |
| BROWN BEAR | Registration | R0204 | 1 | 1 | 0 | 0 | | 0 | | |
| BROWN BEAR | **TOTAL HUNT** | 0204 | 1 | 1 | 0 | 0 | | 0 | | |
| BROWN BEAR | Drawing | D0205 | 0 | 0 | 0 | 0 | | 0 | | |
| BROWN BEAR | Registration | R0205 | 2 | 2 | 0 | 0 | | 0 | | |
| BROWN BEAR | **TOTAL HUNT** | 0205 | 2 | 2 | 0 | 0 | | 0 | | |
| BROWN BEAR | Drawing | D0206 | 2 | 2 | 0 | 0 | | 0 | | |
| BROWN BEAR | Registration | R0206 | 2 | 1 | 1 | 0 | | 0 | | |
| BROWN BEAR | **TOTAL HUNT** | 0206 | 4 | 3 | 1 | 0 | | 0 | | |
| BROWN BEAR | Drawing | D0207 | 1 | 1 | 0 | 0 | | 0 | | |
| BROWN BEAR | Registration | R0207 | 1 | 0 | 1 | 0 | | 0 | | |
| BROWN BEAR | **TOTAL HUNT** | 0207 | 2 | 1 | 1 | 0 | | 0 | | |
| BROWN BEAR | Drawing | D0208 | 0 | 0 | 0 | 0 | | 0 | | |
| BROWN BEAR | Registration | R0208 | 1 | 0 | 1 | 0 | | 0 | | |
| BROWN BEAR | **TOTAL HUNT** | 0208 | 1 | 0 | 1 | 0 | | 0 | | |
| BROWN BEAR | Drawing | D0209 | 2 | 2 | 0 | 0 | | 0 | | |
| BROWN BEAR | Registration | R0209 | 1 | 1 | 0 | 0 | | 0 | | |
| BROWN BEAR | **TOTAL HUNT** | 0209 | 3 | 3 | 0 | 0 | | 0 | | |
| BROWN BEAR | Drawing | D0210 | 1 | 1 | 0 | 0 | | 0 | | |
| BROWN BEAR | Registration | R0210 | 2 | 1 | 1 | 0 | | 0 | | |
| BROWN BEAR | **TOTAL HUNT** | 0210 | 3 | 2 | 1 | 0 | | 0 | | |
| BROWN BEAR | Drawing | D0211 | 2 | 1 | 1 | 0 | | 0 | | |
| BROWN BEAR | Registration | R0211 | 2 | 2 | 0 | 0 | | 0 | | |
| BROWN BEAR | **TOTAL HUNT** | 0211 | 4 | 3 | 1 | 0 | | 0 | | |
| BROWN BEAR | Drawing | D0212 | 2 | 0 | 2 | 0 | | 0 | | |
| BROWN BEAR | Registration | R0212 | 0 | 0 | 0 | 0 | | 0 | | |
| BROWN BEAR | **TOTAL HUNT** | 0212 | 2 | 0 | 2 | 0 | | 0 | | |
| BROWN BEAR | Drawing | D0213 | 2 | 2 | 0 | 0 | | 0 | | |
| BROWN BEAR | Registration | R0213 | 2 | 1 | 1 | 0 | | 0 | | |
| BROWN BEAR | **TOTAL HUNT** | 0213 | 4 | 3 | 1 | 0 | | 0 | | |
| BROWN BEAR | Drawing | D0214 | 2 | 0 | 2 | 0 | | 0 | | |
| BROWN BEAR | Registration | R0214 | 0 | 0 | 0 | 0 | | 0 | | |
| BROWN BEAR | **TOTAL HUNT** | 0214 | 2 | 0 | 2 | 0 | | 0 | | |
| BROWN BEAR | Drawing | D0215 | 0 | 0 | 0 | 0 | | 0 | | |
| BROWN BEAR | Registration | R0215 | 2 | 0 | 2 | 0 | | 0 | | |
| BROWN BEAR | **TOTAL HUNT** | 0215 | 2 | 0 | 2 | 0 | | 0 | | |

# 1992-93 HARVEST INFORMATION BY UNIT/SUBUNIT: UNIT 08

| SPECIES | TYPE | HUNT | TOTAL HARVEST | SEX | | | DLP | UNREPORTED ILLEGAL | AVERAGE HORN LGTH./ ANTLER WIDTH | COMMENTS |
|---|---|---|---|---|---|---|---|---|---|---|
| | | | | MALE | FEMALE | UNKNOWN | | | | |
| **Unit/Subunit 08** | | | | | | | | | | |
| BROWN BEAR | Drawing | D0216 | 0 | 0 | 0 | 0 | | 0 | | |
| BROWN BEAR | Registration | R0216 | 0 | 0 | 0 | 0 | | 0 | | |
| BROWN BEAR | **TOTAL HUNT** | 0216 | 0 | 0 | 0 | 0 | | 0 | | |
| BROWN BEAR | Drawing | D0217 | 1 | 0 | 1 | 0 | | 0 | | |
| BROWN BEAR | Registration | R0217 | 1 | 1 | 0 | 0 | | 0 | | |
| BROWN BEAR | **TOTAL HUNT** | 0217 | 2 | 1 | 1 | 0 | | 0 | | |
| BROWN BEAR | Drawing | D0218 | 0 | 0 | 0 | 0 | | 0 | | |
| BROWN BEAR | Registration | R0218 | 0 | 0 | 0 | 0 | | 0 | | |
| BROWN BEAR | **TOTAL HUNT** | 0218 | 0 | 0 | 0 | 0 | | 0 | | |
| BROWN BEAR | Drawing | D0219 | 1 | 1 | 0 | 0 | | 0 | | |
| BROWN BEAR | Registration | R0219 | 1 | 1 | 0 | 0 | | 0 | | |
| BROWN BEAR | **TOTAL HUNT** | 0219 | 2 | 2 | 0 | 0 | | 0 | | |
| BROWN BEAR | Drawing | D0220 | 0 | 0 | 0 | 0 | | 0 | | |
| BROWN BEAR | Registration | R0220 | 1 | 1 | 0 | 0 | | 0 | | |
| BROWN BEAR | **TOTAL HUNT** | 0220 | 1 | 1 | 0 | 0 | | 0 | | |
| BROWN BEAR | Drawing | D0221 | 1 | 1 | 0 | 0 | | 0 | | |
| BROWN BEAR | Registration | R0221 | 1 | 1 | 0 | 0 | | 0 | | |
| BROWN BEAR | **TOTAL HUNT** | 0221 | 2 | 2 | 0 | 0 | | 0 | | |
| BROWN BEAR | Drawing | D0222 | 0 | 0 | 0 | 0 | | 0 | | |
| BROWN BEAR | Registration | R0222 | 2 | 1 | 1 | 0 | | 0 | | |
| BROWN BEAR | **TOTAL HUNT** | 0222 | 2 | 1 | 1 | 0 | | 0 | | |
| BROWN BEAR | Drawing | D0223 | 0 | 0 | 0 | 0 | | 0 | | Hunt held, no effort |
| BROWN BEAR | Registration | R0223 | 0 | 0 | 0 | 0 | | 0 | | |
| BROWN BEAR | **TOTAL HUNT** | 0223 | 0 | 0 | 0 | 0 | | 0 | | |
| BROWN BEAR | Drawing | D0224 | 1 | 1 | 0 | 0 | | 0 | | |
| BROWN BEAR | Registration | R0224 | 1 | 1 | 0 | 0 | | 0 | | |
| BROWN BEAR | **TOTAL HUNT** | 0224 | 2 | 2 | 0 | 0 | | 0 | | |
| BROWN BEAR | Drawing | D0225 | 0 | 0 | 0 | 0 | | 0 | | |
| BROWN BEAR | Registration | R0225 | 0 | 0 | 0 | 0 | | 0 | | |
| BROWN BEAR | **TOTAL HUNT** | 0225 | 0 | 0 | 0 | 0 | | 0 | | |
| BROWN BEAR | Drawing | D0226 | 3 | 1 | 2 | 0 | | 0 | | |
| BROWN BEAR | Registration | R0226 | 0 | 0 | 0 | 0 | | 0 | | |
| BROWN BEAR | **TOTAL HUNT** | 0226 | 3 | 1 | 2 | 0 | | 0 | | |
| BROWN BEAR | Drawing | D0227 | 0 | 0 | 0 | 0 | | 0 | | |
| BROWN BEAR | Registration | R0227 | 2 | 2 | 0 | 0 | | 0 | | |
| BROWN BEAR | **TOTAL HUNT** | 0227 | 2 | 2 | 0 | 0 | | 0 | | |
| BROWN BEAR | Drawing | D0228 | 0 | 0 | 0 | 0 | | 0 | | |
| BROWN BEAR | Registration | R0228 | 0 | 0 | 0 | 0 | | 0 | | |
| BROWN BEAR | **TOTAL HUNT** | 0228 | 0 | 0 | 0 | 0 | | 0 | | |
| BROWN BEAR | Drawing | D0229 | 3 | 2 | 1 | 0 | | 0 | | |
| BROWN BEAR | Registration | R0229 | 1 | 0 | 1 | 0 | | 0 | | |
| BROWN BEAR | **TOTAL HUNT** | 0229 | 4 | 2 | 2 | 0 | | 0 | | |
| BROWN BEAR | Registration | R0230 | 7 | 4 | 2 | 1 | | 0 | | |
| BROWN BEAR | Drawing | D0231 | 0 | 0 | 0 | 0 | | 0 | | Hunt held, no effort |
| BROWN BEAR | Registration | R0231 | 0 | 0 | 0 | 0 | | 0 | | |
| BROWN BEAR | **TOTAL HUNT** | 0231 | 0 | 0 | 0 | 0 | | 0 | | |
| BROWN BEAR | Drawing | D0232 | 0 | 0 | 0 | 0 | | 0 | | |
| BROWN BEAR | Registration | R0232 | 0 | 0 | 0 | 0 | | 0 | | |
| BROWN BEAR | **TOTAL HUNT** | 0232 | 0 | 0 | 0 | 0 | | 0 | | |

# 1992-93 HARVEST INFORMATION BY UNIT/SUBUNIT: UNIT 08

| SPECIES | TYPE | HUNT | TOTAL HARVEST | SEX | | | DLP | UNREPORTED ILLEGAL | AVERAGE HORN LGTH./ ANTLER WIDTH | COMMENTS |
|---|---|---|---|---|---|---|---|---|---|---|
| | | | | MALE | FEMALE | UNKNOWN | | | | |
| **Unit/Subunit 08** | | | | | | | | | | |
| BROWN BEAR | Drawing | D0233 | 1 | 1 | 0 | 0 | | 0 | | |
| BROWN BEAR | Registration | R0233 | 3 | 2 | 1 | 0 | | 0 | | |
| BROWN BEAR | **TOTAL HUNT** | 0233 | 4 | 3 | 1 | 0 | | 0 | | |
| BROWN BEAR | Drawing | D0234 | 2 | 1 | 1 | 0 | | 0 | | |
| BROWN BEAR | Registration | R0234 | 3 | 3 | 0 | 0 | | 0 | | |
| BROWN BEAR | **TOTAL HUNT** | 0234 | 5 | 4 | 1 | 0 | | 0 | | |
| BROWN BEAR | Drawing | D0235 | 1 | 0 | 1 | 0 | | 0 | | |
| BROWN BEAR | Registration | R0235 | 3 | 2 | 1 | 0 | | 0 | | |
| BROWN BEAR | **TOTAL HUNT** | 0235 | 4 | 2 | 2 | 0 | | 0 | | |
| BROWN BEAR | Drawing | D0236 | 2 | 1 | 1 | 0 | | 0 | | |
| BROWN BEAR | Registration | R0236 | 3 | 3 | 0 | 0 | | 0 | | |
| BROWN BEAR | **TOTAL HUNT** | 0236 | 5 | 4 | 1 | 0 | | 0 | | |
| BROWN BEAR | Drawing | D0237 | 3 | 3 | 0 | 0 | | 0 | | |
| BROWN BEAR | Registration | R0237 | 2 | 1 | 1 | 0 | | 0 | | |
| BROWN BEAR | **TOTAL HUNT** | 0237 | 5 | 4 | 1 | 0 | | 0 | | |
| BROWN BEAR | Drawing | D0238 | 0 | 0 | 0 | 0 | | 0 | | |
| BROWN BEAR | Registration | R0238 | 4 | 3 | 1 | 0 | | 0 | | |
| BROWN BEAR | **TOTAL HUNT** | 0238 | 4 | 3 | 1 | 0 | | 0 | | |
| BROWN BEAR | Drawing | D0239 | 1 | 0 | 1 | 0 | | 0 | | |
| BROWN BEAR | Registration | R0239 | 3 | 3 | 0 | 0 | | 0 | | |
| BROWN BEAR | **TOTAL HUNT** | 0239 | 4 | 3 | 1 | 0 | | 0 | | |
| BROWN BEAR | Drawing | D0240 | 1 | 0 | 1 | 0 | | 0 | | |
| BROWN BEAR | Registration | R0240 | 0 | 0 | 0 | 0 | | 0 | | |
| BROWN BEAR | **TOTAL HUNT** | 0240 | 1 | 0 | 1 | 0 | | 0 | | |
| BROWN BEAR | Drawing | D0241 | 4 | 1 | 3 | 0 | | 0 | | |
| BROWN BEAR | Registration | R0241 | 4 | 3 | 1 | 0 | | 0 | | |
| BROWN BEAR | **TOTAL HUNT** | 0241 | 8 | 4 | 4 | 0 | | 0 | | |
| BROWN BEAR | Drawing | D0242 | 1 | 1 | 0 | 0 | | 0 | | |
| BROWN BEAR | Registration | R0242 | 1 | 0 | 1 | 0 | | 0 | | |
| BROWN BEAR | **TOTAL HUNT** | 0242 | 2 | 1 | 1 | 0 | | 0 | | |
| BROWN BEAR | Drawing | D0243 | 4 | 2 | 2 | 0 | | 0 | | |
| BROWN BEAR | Registration | R0243 | 3 | 3 | 0 | 0 | | 0 | | |
| BROWN BEAR | **TOTAL HUNT** | 0243 | 7 | 5 | 2 | 0 | | 0 | | |
| BROWN BEAR | Drawing | D0244 | 0 | 0 | 0 | 0 | | 0 | | |
| BROWN BEAR | Registration | R0244 | 1 | 1 | 0 | 0 | | 0 | | |
| BROWN BEAR | **TOTAL HUNT** | 0244 | 1 | 1 | 0 | 0 | | 0 | | |
| BROWN BEAR | Drawing | D0245 | 1 | 1 | 0 | 0 | | 0 | | |
| BROWN BEAR | Registration | R0245 | 1 | 1 | 0 | 0 | | 0 | | |
| BROWN BEAR | **TOTAL HUNT** | 0245 | 2 | 2 | 0 | 0 | | 0 | | |
| BROWN BEAR | Drawing | D0246 | 2 | 1 | 1 | 0 | | 0 | | |
| BROWN BEAR | Registration | R0246 | 2 | 1 | 1 | 0 | | 0 | | |
| BROWN BEAR | **TOTAL HUNT** | 0246 | 4 | 2 | 2 | 0 | | 0 | | |
| BROWN BEAR | Drawing | D0247 | 2 | 2 | 0 | 0 | | 0 | | |
| BROWN BEAR | Registration | R0247 | 1 | 0 | 1 | 0 | | 0 | | |
| BROWN BEAR | **TOTAL HUNT** | 0247 | 3 | 2 | 1 | 0 | | 0 | | |
| BROWN BEAR | Drawing | D0248 | 1 | 1 | 0 | 0 | | 0 | | |
| BROWN BEAR | Registration | R0248 | 3 | 3 | 0 | 0 | | 0 | | |
| BROWN BEAR | **TOTAL HUNT** | 0248 | 4 | 4 | 0 | 0 | | 0 | | |

# 1992-93 HARVEST INFORMATION BY UNIT/SUBUNIT: UNIT 08

| SPECIES | TYPE | HUNT | TOTAL HARVEST | SEX MALE | SEX FEMALE | SEX UNKNOWN | DLP | UNREPORTED ILLEGAL | AVERAGE HORN LGTH./ ANTLER WIDTH | COMMENTS |
|---|---|---|---|---|---|---|---|---|---|---|
| **Unit/Subunit 08** | | | | | | | | | | |
| BROWN BEAR | Drawing | D0249 | 2 | 1 | 1 | 0 | | 0 | | |
| BROWN BEAR | Registration | R0249 | 3 | 2 | 1 | 0 | | 0 | | |
| BROWN BEAR | **TOTAL HUNT** | 0249 | 5 | 3 | 2 | 0 | | 0 | | |
| BROWN BEAR | Drawing | D0250 | 1 | 0 | 1 | 0 | | 0 | | |
| BROWN BEAR | Registration | R0250 | 3 | 1 | 2 | 0 | | 0 | | |
| BROWN BEAR | **TOTAL HUNT** | 0250 | 4 | 1 | 3 | 0 | | 0 | | |
| BROWN BEAR | Drawing | D0251 | 0 | 0 | 0 | 0 | | 0 | | |
| BROWN BEAR | Registration | R0251 | 2 | 1 | 1 | 0 | | 0 | | |
| BROWN BEAR | **TOTAL HUNT** | 0251 | 2 | 1 | 1 | 0 | | 0 | | |
| BROWN BEAR | Drawing | D0252 | 1 | 1 | 0 | 0 | | 0 | | |
| BROWN BEAR | Registration | R0252 | 3 | 3 | 0 | 0 | | 0 | | |
| BROWN BEAR | **TOTAL HUNT** | 0252 | 4 | 4 | 0 | 0 | | 0 | | |
| BROWN BEAR | Drawing | D0253 | 0 | 0 | 0 | 0 | | 0 | | |
| BROWN BEAR | Registration | R0253 | 1 | 0 | 1 | 0 | | 0 | | |
| BROWN BEAR | **TOTAL HUNT** | 0253 | 1 | 0 | 1 | 0 | | 0 | | |
| BROWN BEAR | Drawing | D0254 | 3 | 1 | 2 | 0 | | 0 | | |
| BROWN BEAR | Registration | R0254 | 4 | 4 | 0 | 0 | | 0 | | |
| BROWN BEAR | **TOTAL HUNT** | 0254 | 7 | 5 | 2 | 0 | | 0 | | |
| BROWN BEAR | Drawing | D0255 | 3 | 0 | 3 | 0 | | 0 | | |
| BROWN BEAR | Registration | R0255 | 2 | 2 | 0 | 0 | | 0 | | |
| BROWN BEAR | **TOTAL HUNT** | 0255 | 5 | 2 | 3 | 0 | | 0 | | |
| BROWN BEAR | Drawing | D0256 | 1 | 1 | 0 | 0 | | 0 | | |
| BROWN BEAR | Registration | R0256 | 1 | 0 | 1 | 0 | | 0 | | |
| BROWN BEAR | **TOTAL HUNT** | 0256 | 2 | 1 | 1 | 0 | | 0 | | |
| BROWN BEAR | Drawing | D0257 | 1 | 1 | 0 | 0 | | 0 | | |
| BROWN BEAR | Registration | R0257 | 2 | 1 | 1 | 0 | | 0 | | |
| BROWN BEAR | **TOTAL HUNT** | 0257 | 3 | 2 | 1 | 0 | | 0 | | |
| BROWN BEAR | Drawing | D0258 | 1 | 1 | 0 | 0 | | 0 | | |
| BROWN BEAR | Registration | R0258 | 3 | 3 | 0 | 0 | | 0 | | |
| BROWN BEAR | **TOTAL HUNT** | 0258 | 4 | 4 | 0 | 0 | | 0 | | |
| BROWN BEAR | Drawing | D0259 | 2 | 0 | 2 | 0 | | 0 | | |
| BROWN BEAR | Registration | R0259 | 6 | 6 | 0 | 0 | | 0 | | |
| BROWN BEAR | **TOTAL HUNT** | 0259 | 8 | 6 | 2 | 0 | | 0 | | |
| BROWN BEAR | Registration | R0260 | 8 | 1 | 4 | 3 | | 0 | | |
| CARIBOU | General Season | | 3 | 3 | 0 | 0 | | n/a | | "Caribou" on Kodiak Island are feral reindeer |
| DEER | General Season | | 7043 | 5144 | 1899 | 0 | | n/a | | |
| ELK | Drawing | D0702 | 1 | 0 | 1 | 0 | | 0 | | |
| ELK | Drawing | D0703 | 1 | 0 | 1 | 0 | | 0 | | |
| ELK | Drawing | D0704 | 1 | 1 | 0 | 0 | | 0 | | |
| ELK | Drawing | D0705 | 0 | 0 | 0 | 0 | | 0 | | |
| ELK | Drawing | D0706 | 1 | 1 | 0 | 0 | | 0 | | |
| ELK | Drawing | D0707 | 0 | 0 | 0 | 0 | | 0 | | |
| ELK | Drawing | D0708 | 6 | 3 | 3 | 0 | | 0 | | |
| ELK | Drawing | D0709 | 5 | 0 | 5 | 0 | | 0 | | |
| ELK | Drawing | D0710 | 8 | 2 | 6 | 0 | | 0 | | |
| ELK | Registration | R0750 | 28 | 12 | 15 | 1 | | 0 | | |
| ELK | Registration | R0752 | 17 | 11 | 6 | 0 | | 0 | | |

# 1992-93 HARVEST INFORMATION BY UNIT/SUBUNIT: UNIT 08

| SPECIES | TYPE | HUNT | TOTAL HARVEST | SEX | | | DLP | UNREPORTED ILLEGAL | AVERAGE HORN LGTH./ ANTLER WIDTH | COMMENTS |
|---|---|---|---|---|---|---|---|---|---|---|
| | | | | MALE | FEMALE | UNKNOWN | | | | |
| **Unit/Subunit 08** | | | | | | | | | | |
| FOX | Hunting/Trapping | | n/a | n/a | n/a | n/a | | n/a | | |
| MARTEN | Trapping | | n/a | n/a | n/a | n/a | | n/a | | |
| MT. GOAT | Drawing | D0871 | 3 | 1 | 2 | 0 | | 0 | n/a | |
| MT. GOAT | Drawing | D0872 | 7 | 4 | 3 | 0 | | 0 | n/a | |
| MT. GOAT | Drawing | D0873 | 8 | 4 | 3 | 1 | | 0 | n/a | |
| MT. GOAT | Drawing | D0874 | 6 | 4 | 2 | 0 | | 0 | n/a | |
| MT. GOAT | Drawing | D0875 | 6 | 6 | 0 | 0 | | 0 | n/a | |
| MT. GOAT | Drawing | D0876 | 5 | 2 | 3 | 0 | | 0 | n/a | |
| MT. GOAT | Drawing | D0877 | 4 | 1 | 3 | 0 | | 0 | n/a | |
| OTTER | Trapping | | 91 | 38 | 37 | 16 | | n/a | | |

# *1992-93 HARVEST INFORMATION BY UNIT/SUBUNIT: UNIT 08*

| SPECIES | TYPE | TOTAL HARVEST | SEX | | | UNREPORTED | |
|---|---|---|---|---|---|---|---|
| | | | MALE | FEMALE | UNKNOWN | DLP | ILLEGAL |
| **UNIT 08 TOTALS FOR SPECIES AND HUNT TYPE** | | | | | | | |
| BEAVER | Trapping | 65 | 0 | 0 | 65 | | n/a |
| BROWN BEAR | DLP | 0 | 0 | 0 | 0 | 10 | 0 |
| BROWN BEAR | Drawing | 67 | 37 | 30 | 0 | | 0 |
| BROWN BEAR | Registration | 112 | 76 | 32 | 4 | | 0 |
| CARIBOU | General Season | 3 | 3 | 0 | 0 | | n/a |
| DEER | General Season | 7043 | 5144 | 1899 | 0 | | n/a |
| ELK | Drawing | 23 | 7 | 16 | 0 | | 0 |
| ELK | Registration | 45 | 23 | 21 | 1 | | 0 |
| FOX | Hunting/Trapping | n/a | n/a | n/a | n/a | | n/a |
| MARTEN | Trapping | n/a | n/a | n/a | n/a | | n/a |
| MT. GOAT | Drawing | 39 | 22 | 16 | 1 | | 0 |
| OTTER | Trapping | 91 | 38 | 37 | 16 | | n/a |
| **UNIT 08 TOTALS** | | | | | | | |
| BEAVER | **TOTAL UNIT** | 65 | 0 | 0 | 65 | | n/a |
| BROWN BEAR | **TOTAL UNIT** | 179 | 113 | 62 | 4 | 10 | 0 |
| CARIBOU | **TOTAL UNIT** | 3 | 3 | 0 | 0 | | n/a |
| DEER | **TOTAL UNIT** | 7043 | 5144 | 1899 | 0 | | n/a |
| ELK | **TOTAL UNIT** | 68 | 30 | 37 | 1 | | 0 |
| FOX | **TOTAL UNIT** | n/a | n/a | n/a | n/a | | n/a |
| MARTEN | **TOTAL UNIT** | n/a | n/a | n/a | n/a | | n/a |
| MT. GOAT | **TOTAL UNIT** | 39 | 22 | 16 | 1 | | 0 |
| OTTER | **TOTAL UNIT** | 91 | 38 | 37 | 16 | | n/a |

# 1992-93 HARVEST INFORMATION BY UNIT/SUBUNIT: UNIT 09

| SPECIES | TYPE | HUNT | TOTAL HARVEST | SEX MALE | SEX FEMALE | SEX UNKNOWN | DLP | UNREPORTED ILLEGAL | AVERAGE HORN LGTH./ ANTLER WIDTH | COMMENTS |
|---|---|---|---|---|---|---|---|---|---|---|
| **Unit/Subunit 09A** | | | | | | | | | | |
| BEAVER | Trapping | | 4 | 0 | 0 | 4 | | n/a | | |
| BLACK BEAR | General Season | | n/a | n/a | n/a | n/a | | n/a | | No sealing required in GMU 9 |
| BROWN BEAR | DLP | | 0 | 0 | 0 | 0 | 3 | 0 | | Brown bear general season closed in GMU 9 in 1992-93 |
| CARIBOU | General Season | | n/a | n/a | n/a | n/a | | n/a | | See Mulchatna Herd summary |
| COYOTE | Hunting/Trapping | | n/a | n/a | n/a | n/a | | n/a | | |
| FOX | Hunting/Trapping | | n/a | n/a | n/a | n/a | | n/a | | |
| LYNX | Hunting/Trapping | | 0 | 0 | 0 | 0 | | n/a | | |
| MARTEN | Trapping | | n/a | n/a | n/a | n/a | | n/a | | |
| MINK | Trapping | | n/a | n/a | n/a | n/a | | n/a | | |
| MOOSE | General Season | | 6 | 6 | 0 | 0 | | 0 | 50.50 | |
| OTTER | Trapping | | 0 | 0 | 0 | 0 | | n/a | | |
| SHEEP | General Season | | 0 | 0 | 0 | 0 | | 0 | 0.00 | |
| WOLF | Hunting/Trapping | | 0 | 0 | 0 | 0 | | n/a | | |
| WOLVERINE | Hunting/Trapping | | 1 | 1 | 0 | 0 | | n/a | | |
| **Unit/Subunit 09B** | | | | | | | | | | |
| BEAVER | Trapping | | 105 | 0 | 0 | 105 | | n/a | | |
| BLACK BEAR | General Season | | 3 | 3 | 0 | 0 | | n/a | | No sealing required in GMU 9 |
| BROWN BEAR | General Season | | 0 | 0 | 0 | 0 | | 0 | | Brown bear general season closed in GMU 9 in 1992-93 |
| CARIBOU | General Season | | n/a | n/a | n/a | n/a | | n/a | | See Mulchatna Herd summary |
| COYOTE | Hunting/Trapping | | n/a | n/a | n/a | n/a | | n/a | | |
| FOX | Hunting/Trapping | | n/a | n/a | n/a | n/a | | n/a | | |
| LYNX | Hunting/Trapping | | 29 | 0 | 0 | 29 | | n/a | | |
| MARTEN | Trapping | | n/a | n/a | n/a | n/a | | n/a | | |
| MINK | Trapping | | n/a | n/a | n/a | n/a | | n/a | | |
| MOOSE | General Season | | 60 | 60 | 0 | 0 | | 0 | 52.64 | |
| OTTER | Trapping | | 50 | 20 | 15 | 15 | | n/a | | |
| SHEEP | General Season | | 1 | 1 | 0 | 0 | | 0 | 44.00 | This sheep taken in Lake Clark NP under federal subsistence regulations |
| WOLF | Hunting/Trapping | | 20 | 2 | 5 | 13 | | n/a | | |
| WOLVERINE | Hunting/Trapping | | 28 | 13 | 8 | 7 | | n/a | | |
| **Unit/Subunit 09C** | | | | | | | | | | |
| BEAVER | Trapping | | 104 | 0 | 0 | 104 | | n/a | | |
| BLACK BEAR | General Season | | n/a | n/a | n/a | n/a | | n/a | | No sealing required in GMU 9 |
| BROWN BEAR | DLP | | 0 | 0 | 0 | 0 | 2 | 0 | | |
| BROWN BEAR | General Season | | 0 | 0 | 0 | 0 | | 0 | | Brown bear general season closed in GMU 9 in 1992-93 |
| BROWN BEAR | Registration | R0261F | 6 | 5 | 1 | 0 | | 0 | | |
| BROWN BEAR | Registration | R0261S | 7 | 6 | 1 | 0 | | 0 | | |
| BROWN BEAR | **TOTAL HUNT** | 0261 | 13 | 11 | 2 | 0 | | 0 | | |
| BROWN BEAR | **TOTAL SUBUNIT** | | 13 | 11 | 2 | 0 | 2 | 0 | | |
| CARIBOU | General Season | | n/a | n/a | n/a | n/a | | n/a | | See Mulchatna and N. Alaska Peninsula Herd summaries |
| COYOTE | Hunting/Trapping | | n/a | n/a | n/a | n/a | | n/a | | |

# 1992-93 HARVEST INFORMATION BY UNIT/SUBUNIT: UNIT 09

| SPECIES | TYPE | HUNT | TOTAL HARVEST | SEX MALE | SEX FEMALE | SEX UNKNOWN | DLP | UNREPORTED ILLEGAL | AVERAGE HORN LGTH./ ANTLER WIDTH | COMMENTS |
|---|---|---|---|---|---|---|---|---|---|---|
| **Unit/Subunit 09C** | | | | | | | | | | |
| FOX | Hunting/Trapping | | n/a | n/a | n/a | n/a | | n/a | | |
| LYNX | Hunting/Trapping | | 17 | 0 | 0 | 17 | | n/a | | |
| MARTEN | Trapping | | n/a | n/a | n/a | n/a | | n/a | | |
| MINK | Trapping | | n/a | n/a | n/a | n/a | | n/a | | |
| MOOSE | General Season | | 39 | 37 | 1 | 1 | | 0 | 48.58 | |
| MOOSE | Federal | R0908 | 2 | 2 | 0 | 0 | | 0 | n/a | |
| MOOSE | Federal | R0909 | 0 | 0 | 0 | 0 | | 0 | 0.00 | No permits issued |
| MOOSE | **TOTAL SUBUNIT** | | 41 | 39 | 1 | 1 | | 0 | | |
| OTTER | Trapping | | 33 | 12 | 20 | 1 | | n/a | | |
| SHEEP | General Season | | 0 | 0 | 0 | 0 | | 0 | 0.00 | |
| WOLF | Hunting/Trapping | | 4 | 3 | 1 | 0 | | n/a | | |
| WOLVERINE | Hunting/Trapping | | 14 | 8 | 5 | 1 | | n/a | | |
| **Unit/Subunit 09D** | | | | | | | | | | |
| BEAVER | Trapping | | 0 | 0 | 0 | 0 | | n/a | | |
| BLACK BEAR | General Season | | n/a | n/a | n/a | n/a | | n/a | | No sealing required in GMU 9 |
| BROWN BEAR | DLP | | 0 | 0 | 0 | 0 | 4 | 0 | | Brown bear general season closed in GMU 9 in 1992-93 |
| CARIBOU | General Season | | n/a | n/a | n/a | n/a | | n/a | | See S. Alaska Peninsula Herd summary |
| COYOTE | Hunting/Trapping | | n/a | n/a | n/a | n/a | | n/a | | |
| FOX | Hunting/Trapping | | n/a | n/a | n/a | n/a | | n/a | | |
| LYNX | Hunting/Trapping | | 0 | 0 | 0 | 0 | | n/a | | |
| MARTEN | Trapping | | n/a | n/a | n/a | n/a | | n/a | | |
| MINK | Trapping | | n/a | n/a | n/a | n/a | | n/a | | |
| MOOSE | General Season | | 0 | 0 | 0 | 0 | | 0 | 0.00 | No open season for moose in GMU 9D in 1992-93 |
| OTTER | Trapping | | 7 | 4 | 3 | 0 | | n/a | | |
| SHEEP | General Season | | 0 | 0 | 0 | 0 | | 0 | 0.00 | |
| WOLF | Hunting/Trapping | | 0 | 0 | 0 | 0 | | n/a | | |
| WOLVERINE | Hunting/Trapping | | 1 | 1 | 0 | 0 | | n/a | | |
| **Unit/Subunit 09E** | | | | | | | | | | |
| BEAVER | Trapping | | 46 | 0 | 0 | 46 | | n/a | | |
| BLACK BEAR | General Season | | n/a | n/a | n/a | n/a | | n/a | | No sealing required in GMU 9 |
| BROWN BEAR | DLP | | 0 | 0 | 0 | 0 | 2 | 0 | | Brown bear general season closed in GMU 9 in 1992-93 |
| BROWN BEAR | Federal | R0264 | 1 | 1 | 0 | 0 | | 0 | | |
| BROWN BEAR | **TOTAL SUBUNIT** | | 1 | 1 | 0 | 0 | 2 | 0 | | |
| CARIBOU | General Season | | n/a | n/a | n/a | n/a | | n/a | | See N. Alaska Peninsula Herd summary |
| COYOTE | Hunting/Trapping | | n/a | n/a | n/a | n/a | | n/a | | |
| FOX | Hunting/Trapping | | n/a | n/a | n/a | n/a | | n/a | | |
| LYNX | Hunting/Trapping | | 5 | 0 | 0 | 5 | | n/a | | |
| MARTEN | Trapping | | n/a | n/a | n/a | n/a | | n/a | | |
| MINK | Trapping | | n/a | n/a | n/a | n/a | | n/a | | |
| MOOSE | General Season | | 100 | 100 | 0 | 0 | | 0 | 57.52 | |
| OTTER | Trapping | | 14 | 2 | 2 | 10 | | n/a | | |

# 1992-93 HARVEST INFORMATION BY UNIT/SUBUNIT: UNIT 09

| SPECIES | TYPE | HUNT | TOTAL HARVEST | SEX | | | DLP | UNREPORTED ILLEGAL | AVERAGE HORN LGTH./ ANTLER WIDTH | COMMENTS |
|---|---|---|---|---|---|---|---|---|---|---|
| | | | | MALE | FEMALE | UNKNOWN | | | | |
| **Unit/Subunit 09E** | | | | | | | | | | |
| SHEEP | General Season | | 0 | 0 | 0 | 0 | | 0 | 0.00 | |
| WOLF | Hunting/Trapping | | 9 | 3 | 6 | 0 | | n/a | | |
| WOLVERINE | Hunting/Trapping | | 3 | 3 | 0 | 0 | | n/a | | |
| **Unit/Subunit 09Z** | | | | | | | | | | |
| MOOSE | General Season | | 1 | 1 | 0 | 0 | | 0 | 63.00 | |

# 1992-93 HARVEST INFORMATION BY UNIT/SUBUNIT: UNIT 09

| SPECIES | TYPE | TOTAL HARVEST | SEX MALE | SEX FEMALE | SEX UNKNOWN | UNREPORTED DLP | UNREPORTED ILLEGAL |
|---|---|---|---|---|---|---|---|
| **UNIT 09 TOTALS FOR SPECIES AND HUNT TYPE** | | | | | | | |
| BEAVER | Trapping | 259 | 0 | 0 | 259 | | n/a |
| BLACK BEAR | General Season | 3 | 3 | 0 | 0 | | n/a |
| BROWN BEAR | DLP | 0 | 0 | 0 | 0 | 11 | 0 |
| BROWN BEAR | Federal | 1 | 1 | 0 | 0 | | 0 |
| BROWN BEAR | General Season | 0 | 0 | 0 | 0 | | 0 |
| BROWN BEAR | Registration | 13 | 11 | 2 | 0 | | 0 |
| CARIBOU | General Season | n/a | n/a | n/a | n/a | | n/a |
| COYOTE | Hunting/Trapping | n/a | n/a | n/a | n/a | | n/a |
| FOX | Hunting/Trapping | n/a | n/a | n/a | n/a | | n/a |
| LYNX | Hunting/Trapping | 51 | 0 | 0 | 51 | | n/a |
| MARTEN | Trapping | n/a | n/a | n/a | n/a | | n/a |
| MINK | Trapping | n/a | n/a | n/a | n/a | | n/a |
| MOOSE | Federal | 2 | 2 | 0 | 0 | | 0 |
| MOOSE | General Season | 206 | 204 | 1 | 1 | | 0 |
| OTTER | Trapping | 104 | 38 | 40 | 26 | | n/a |
| SHEEP | General Season | 1 | 1 | 0 | 0 | | 0 |
| WOLF | Hunting/Trapping | 33 | 8 | 12 | 13 | | n/a |
| WOLVERINE | Hunting/Trapping | 47 | 26 | 13 | 8 | | n/a |
| **UNIT 09 TOTALS** | | | | | | | |
| BEAVER | **TOTAL UNIT** | 259 | 0 | 0 | 259 | | n/a |
| BLACK BEAR | **TOTAL UNIT** | 3 | 3 | 0 | 0 | 0 | n/a |
| BROWN BEAR | **TOTAL UNIT** | 14 | 12 | 2 | 0 | 11 | 0 |
| CARIBOU | **TOTAL UNIT** | n/a | n/a | n/a | n/a | | n/a |
| COYOTE | **TOTAL UNIT** | n/a | n/a | n/a | n/a | | n/a |
| FOX | **TOTAL UNIT** | n/a | n/a | n/a | n/a | | n/a |
| LYNX | **TOTAL UNIT** | 51 | 0 | 0 | 51 | | n/a |
| MARTEN | **TOTAL UNIT** | n/a | n/a | n/a | n/a | | n/a |
| MINK | **TOTAL UNIT** | n/a | n/a | n/a | n/a | | n/a |
| MOOSE | **TOTAL UNIT** | 208 | 206 | 1 | 1 | | 0 |
| OTTER | **TOTAL UNIT** | 104 | 38 | 40 | 26 | | n/a |
| SHEEP | **TOTAL UNIT** | 1 | 1 | 0 | 0 | | 0 |
| WOLF | **TOTAL UNIT** | 33 | 8 | 12 | 13 | | n/a |
| WOLVERINE | **TOTAL UNIT** | 47 | 26 | 13 | 8 | | n/a |

# 1992-93 HARVEST INFORMATION BY UNIT/SUBUNIT: UNIT 10

| SPECIES | TYPE | HUNT | TOTAL HARVEST | SEX | | | DLP | UNREPORTED ILLEGAL | AVERAGE HORN LGTH./ ANTLER WIDTH | COMMENTS |
|---|---|---|---|---|---|---|---|---|---|---|
| | | | | MALE | FEMALE | UNKNOWN | | | | |
| **Unit/Subunit 10** | | | | | | | | | | |
| BROWN BEAR | Drawing | D0275 | 1 | 1 | 0 | 0 | | 0 | | |
| BROWN BEAR | Drawing | D0276 | 4 | 4 | 0 | 0 | | 0 | | |
| CARIBOU | General Season | | n/a | n/a | n/a | n/a | | n/a | | See Adak Herd summary |
| CARIBOU | Registration | R0550 | 137 | 81 | 56 | 0 | | 0 | | See Adak Herd summary |
| COYOTE | Hunting/Trapping | | n/a | n/a | n/a | n/a | | n/a | | |
| FOX | Hunting/Trapping | | n/a | n/a | n/a | n/a | | n/a | | |
| MINK | Trapping | | n/a | n/a | n/a | n/a | | n/a | | |
| OTTER | Trapping | | 0 | 0 | 0 | 0 | | n/a | | |
| WOLF | Hunting/Trapping | | 0 | 0 | 0 | 0 | | n/a | | |
| WOLVERINE | Hunting/Trapping | | 0 | 0 | 0 | 0 | | n/a | | |
| **UNIT 10 TOTALS FOR SPECIES AND HUNT TYPE** | | | | | | | | | | |
| BROWN BEAR | Drawing | | 5 | 5 | 0 | 0 | | 0 | | |
| CARIBOU | General Season | | n/a | n/a | n/a | n/a | | n/a | | |
| CARIBOU | Registration | | 137 | 81 | 56 | 0 | | 0 | | |
| COYOTE | Hunting/Trapping | | n/a | n/a | n/a | n/a | | n/a | | |
| FOX | Hunting/Trapping | | n/a | n/a | n/a | n/a | | n/a | | |
| MINK | Trapping | | n/a | n/a | n/a | n/a | | n/a | | |
| OTTER | Trapping | | 0 | 0 | 0 | 0 | | n/a | | |
| WOLF | Hunting/Trapping | | 0 | 0 | 0 | 0 | | n/a | | |
| WOLVERINE | Hunting/Trapping | | 0 | 0 | 0 | 0 | | n/a | | |
| **UNIT 10 TOTALS** | | | | | | | | | | |
| BROWN BEAR | **TOTAL UNIT** | | 5 | 5 | 0 | 0 | 0 | 0 | | |
| CARIBOU | **TOTAL UNIT** | | 137 | 81 | 56 | 0 | | n/a | | |
| COYOTE | **TOTAL UNIT** | | n/a | n/a | n/a | n/a | | n/a | | |
| FOX | **TOTAL UNIT** | | n/a | n/a | n/a | n/a | | n/a | | |
| MINK | **TOTAL UNIT** | | n/a | n/a | n/a | n/a | | n/a | | |
| OTTER | **TOTAL UNIT** | | 0 | 0 | 0 | 0 | | n/a | | |
| WOLF | **TOTAL UNIT** | | 0 | 0 | 0 | 0 | | n/a | | |
| WOLVERINE | **TOTAL UNIT** | | 0 | 0 | 0 | 0 | | n/a | | |

# 1992-93 HARVEST INFORMATION BY UNIT/SUBUNIT: UNIT 11

| SPECIES | TYPE | HUNT | TOTAL HARVEST | SEX | | | DLP | UNREPORTED ILLEGAL | AVERAGE HORN LGTH./ ANTLER WIDTH | COMMENTS |
|---|---|---|---|---|---|---|---|---|---|---|
| | | | | MALE | FEMALE | UNKNOWN | | | | |
| **Unit/Subunit 11** | | | | | | | | | | |
| BEAVER | Trapping | | 5 | 0 | 0 | 5 | | n/a | | |
| BLACK BEAR | DLP | | 0 | 0 | 0 | 0 | 1 | 0 | | |
| BLACK BEAR | General Season | | 12 | 9 | 2 | 1 | | 0 | | |
| BROWN BEAR | General Season | | 6 | 5 | 1 | 0 | | 0 | | |
| COYOTE | Hunting/Trapping | | n/a | n/a | n/a | n/a | | n/a | | |
| FOX | Hunting/Trapping | | n/a | n/a | n/a | n/a | | n/a | | |
| LYNX | Hunting/Trapping | | 51 | 0 | 0 | 51 | | n/a | | |
| MARTEN | Trapping | | 1 | 0 | 0 | 1 | | n/a | | |
| MINK | Trapping | | n/a | n/a | n/a | n/a | | n/a | | |
| MOOSE | General Season | | 23 | 22 | 0 | 1 | | 0 | 42.50 | |
| MOOSE | Federal | R0913 | 0 | 0 | 0 | 0 | | 0 | 0.00 | |
| MT. GOAT | Registration | R0880 | 17 | 8 | 9 | 0 | | 0 | n/a | |
| OTTER | Trapping | | 1 | 1 | 0 | 0 | | n/a | | |
| SHEEP | General Season | | 159 | 121 | 36 | 2 | | 0 | 27.39 | |
| WOLF | Hunting/Trapping | | 33 | 17 | 12 | 4 | | n/a | | |
| WOLVERINE | Hunting/Trapping | | 5 | 3 | 2 | 0 | | n/a | | |

# 1992-93 HARVEST INFORMATION BY UNIT/SUBUNIT: UNIT 11

| SPECIES | TYPE | TOTAL HARVEST | SEX MALE | SEX FEMALE | SEX UNKNOWN | UNREPORTED DLP | UNREPORTED ILLEGAL |
|---|---|---|---|---|---|---|---|
| **UNIT 11 TOTALS FOR SPECIES AND HUNT TYPE** | | | | | | | |
| BEAVER | Trapping | 5 | 0 | 0 | 5 | | n/a |
| BLACK BEAR | DLP | 0 | 0 | 0 | 0 | 1 | 0 |
| BLACK BEAR | General Season | 12 | 9 | 2 | 1 | | 0 |
| BROWN BEAR | General Season | 6 | 5 | 1 | 0 | | 0 |
| COYOTE | Hunting/Trapping | n/a | n/a | n/a | n/a | | n/a |
| FOX | Hunting/Trapping | n/a | n/a | n/a | n/a | | n/a |
| LYNX | Hunting/Trapping | 51 | 0 | 0 | 51 | | n/a |
| MARTEN | Trapping | 1 | 0 | 0 | 1 | | n/a |
| MINK | Trapping | n/a | n/a | n/a | n/a | | n/a |
| MOOSE | Federal | 0 | 0 | 0 | 0 | | 0 |
| MOOSE | General Season | 23 | 22 | 0 | 1 | | 0 |
| MT. GOAT | Registration | 17 | 8 | 9 | 0 | | 0 |
| OTTER | Trapping | 1 | 1 | 0 | 0 | | n/a |
| SHEEP | General Season | 159 | 121 | 36 | 2 | | 0 |
| WOLF | Hunting/Trapping | 33 | 17 | 12 | 4 | | n/a |
| WOLVERINE | Hunting/Trapping | 5 | 3 | 2 | 0 | | n/a |
| **UNIT 11 TOTALS** | | | | | | | |
| BEAVER | **TOTAL UNIT** | 5 | 0 | 0 | 5 | | n/a |
| BLACK BEAR | **TOTAL UNIT** | 12 | 9 | 2 | 1 | 1 | 0 |
| BROWN BEAR | **TOTAL UNIT** | 6 | 5 | 1 | 0 | 0 | 0 |
| COYOTE | **TOTAL UNIT** | n/a | n/a | n/a | n/a | | n/a |
| FOX | **TOTAL UNIT** | n/a | n/a | n/a | n/a | | n/a |
| LYNX | **TOTAL UNIT** | 51 | 0 | 0 | 51 | | n/a |
| MARTEN | **TOTAL UNIT** | 1 | 0 | 0 | 1 | | n/a |
| MINK | **TOTAL UNIT** | n/a | n/a | n/a | n/a | | n/a |
| MOOSE | **TOTAL UNIT** | 23 | 22 | 0 | 1 | | 0 |
| MT. GOAT | **TOTAL UNIT** | 17 | 8 | 9 | 0 | | 0 |
| OTTER | **TOTAL UNIT** | 1 | 1 | 0 | 0 | | n/a |
| SHEEP | **TOTAL UNIT** | 159 | 121 | 36 | 2 | | 0 |
| WOLF | **TOTAL UNIT** | 33 | 17 | 12 | 4 | | n/a |
| WOLVERINE | **TOTAL UNIT** | 5 | 3 | 2 | 0 | | n/a |

# 1992-93 HARVEST INFORMATION BY UNIT/SUBUNIT: UNIT 12

| SPECIES | TYPE | HUNT | TOTAL HARVEST | SEX | | | DLP | UNREPORTED ILLEGAL | AVERAGE HORN LGTH./ ANTLER WIDTH | COMMENTS |
|---|---|---|---|---|---|---|---|---|---|---|
| | | | | MALE | FEMALE | UNKNOWN | | | | |
| **Unit/Subunit 12** | | | | | | | | | | |
| BEAVER | Trapping | | 34 | 0 | 0 | 34 | | n/a | | |
| BLACK BEAR | General Season | | 36 | 25 | 10 | 1 | | 0 | | |
| BROWN BEAR | General Season | | 24 | 15 | 9 | 0 | | 0 | | |
| CARIBOU | General Season | | n/a | n/a | n/a | n/a | | n/a | | See Fortymile Herd summary |
| CARIBOU | Federal | R0512 | 0 | 0 | 0 | 0 | | n/a | | No permits issued |
| COYOTE | Hunting/Trapping | | n/a | n/a | n/a | n/a | | n/a | | |
| FOX | Hunting/Trapping | | n/a | n/a | n/a | n/a | | n/a | | |
| LYNX | Hunting/Trapping | | 232 | 0 | 0 | 232 | | n/a | | |
| MARTEN | Trapping | | n/a | n/a | n/a | n/a | | n/a | | |
| MINK | Trapping | | n/a | n/a | n/a | n/a | | n/a | | |
| MOOSE | General Season | | 71 | 71 | 0 | 0 | | 0 | 43.72 | |
| OTTER | Trapping | | 8 | 3 | 3 | 2 | | n/a | | |
| SHEEP | General Season | | 177 | 169 | 0 | 8 | | 0 | 34.50 | |
| SHEEP | Drawing | D1102 | 24 | 24 | 0 | 0 | | 0 | 36.71 | |
| WOLF | Hunting/Trapping | | 52 | 26 | 24 | 2 | | n/a | | |
| WOLVERINE | Hunting/Trapping | | 13 | 8 | 5 | 0 | | n/a | | |

# 1992-93 HARVEST INFORMATION BY UNIT/SUBUNIT: UNIT 12

| SPECIES | TYPE | TOTAL HARVEST | SEX MALE | SEX FEMALE | SEX UNKNOWN | UNREPORTED DLP | UNREPORTED ILLEGAL |
|---|---|---|---|---|---|---|---|
| **UNIT 12 TOTALS FOR SPECIES AND HUNT TYPE** | | | | | | | |
| BEAVER | Trapping | 34 | 0 | 0 | 34 | | n/a |
| BLACK BEAR | General Season | 36 | 25 | 10 | 1 | | 0 |
| BROWN BEAR | General Season | 24 | 15 | 9 | 0 | | 0 |
| CARIBOU | Federal | 0 | 0 | 0 | 0 | | n/a |
| CARIBOU | General Season | n/a | n/a | n/a | n/a | | n/a |
| COYOTE | Hunting/Trapping | n/a | n/a | n/a | n/a | | n/a |
| FOX | Hunting/Trapping | n/a | n/a | n/a | n/a | | n/a |
| LYNX | Hunting/Trapping | 232 | 0 | 0 | 232 | | n/a |
| MARTEN | Trapping | n/a | n/a | n/a | n/a | | n/a |
| MINK | Trapping | n/a | n/a | n/a | n/a | | n/a |
| MOOSE | General Season | 71 | 71 | 0 | 0 | | 0 |
| OTTER | Trapping | 8 | 3 | 3 | 2 | | n/a |
| SHEEP | Drawing | 24 | 24 | 0 | 0 | | 0 |
| SHEEP | General Season | 177 | 169 | 0 | 8 | | 0 |
| WOLF | Hunting/Trapping | 52 | 26 | 24 | 2 | | n/a |
| WOLVERINE | Hunting/Trapping | 13 | 8 | 5 | 0 | | n/a |
| **UNIT 12 TOTALS** | | | | | | | |
| BEAVER | **TOTAL UNIT** | 34 | 0 | 0 | 34 | | n/a |
| BLACK BEAR | **TOTAL UNIT** | 36 | 25 | 10 | 1 | 0 | 0 |
| BROWN BEAR | **TOTAL UNIT** | 24 | 15 | 9 | 0 | 0 | 0 |
| CARIBOU | **TOTAL UNIT** | 0 | 0 | 0 | 0 | | n/a |
| COYOTE | **TOTAL UNIT** | n/a | n/a | n/a | n/a | | n/a |
| FOX | **TOTAL UNIT** | n/a | n/a | n/a | n/a | | n/a |
| LYNX | **TOTAL UNIT** | 232 | 0 | 0 | 232 | | n/a |
| MARTEN | **TOTAL UNIT** | n/a | n/a | n/a | n/a | | n/a |
| MINK | **TOTAL UNIT** | n/a | n/a | n/a | n/a | | n/a |
| MOOSE | **TOTAL UNIT** | 71 | 71 | 0 | 0 | | 0 |
| OTTER | **TOTAL UNIT** | 8 | 3 | 3 | 2 | | n/a |
| SHEEP | **TOTAL UNIT** | 201 | 193 | 0 | 8 | | 0 |
| WOLF | **TOTAL UNIT** | 52 | 26 | 24 | 2 | | n/a |
| WOLVERINE | **TOTAL UNIT** | 13 | 8 | 5 | 0 | | n/a |

# 1992-93 HARVEST INFORMATION BY UNIT/SUBUNIT: UNIT 13

| SPECIES | TYPE | HUNT | TOTAL HARVEST | SEX MALE | SEX FEMALE | SEX UNKNOWN | DLP | UNREPORTED ILLEGAL | AVERAGE HORN LGTH./ ANTLER WIDTH | COMMENTS |
|---|---|---|---|---|---|---|---|---|---|---|
| **Unit/Subunit 13A** | | | | | | | | | | |
| BEAVER | Trapping | | 68 | 0 | 0 | 68 | | n/a | | |
| BLACK BEAR | DLP | | 0 | 0 | 0 | 0 | 1 | 0 | | |
| BLACK BEAR | General Season | | 8 | 2 | 5 | 1 | | 0 | | |
| BLACK BEAR | **TOTAL SUBUNIT** | | 8 | 2 | 5 | 1 | 1 | 0 | | |
| BROWN BEAR | General Season | | 18 | 14 | 3 | 1 | | 0 | | |
| CARIBOU | Federal | R0513 | 2 | 2 | 0 | 0 | | 0 | | See Nelchina Herd summary |
| CARIBOU | Tier II | T0566 | 766 | 599 | 166 | 1 | | 0 | | See Nelchina Herd summary |
| CARIBOU | **TOTAL SUBUNIT** | | 768 | 601 | 166 | 1 | | 0 | | |
| COYOTE | Hunting/Trapping | | n/a | n/a | n/a | n/a | | n/a | | |
| FOX | Hunting/Trapping | | n/a | n/a | n/a | n/a | | n/a | | |
| LYNX | Hunting/Trapping | | 39 | 0 | 0 | 39 | | n/a | | |
| MARTEN | Trapping | | n/a | n/a | n/a | n/a | | n/a | | |
| MINK | Trapping | | n/a | n/a | n/a | n/a | | n/a | | |
| MOOSE | General Season | | 125 | 124 | 0 | 1 | | 0 | 28.49 | |
| MOOSE | Federal | R0913 | 7 | 7 | 0 | 0 | | 0 | 39.00 | |
| MOOSE | **TOTAL SUBUNIT** | | 132 | 131 | 0 | 1 | | 0 | | |
| OTTER | Trapping | | 2 | 2 | 0 | 0 | | n/a | | |
| SHEEP | General Season | | 43 | 41 | 0 | 2 | | 0 | 34.45 | |
| WOLF | Hunting/Trapping | | 10 | 5 | 5 | 0 | | n/a | | |
| WOLVERINE | Hunting/Trapping | | 5 | 4 | 0 | 1 | | n/a | | |
| **Unit/Subunit 13B** | | | | | | | | | | |
| BEAVER | Trapping | | 29 | 0 | 0 | 29 | | n/a | | |
| BLACK BEAR | General Season | | 7 | 5 | 2 | 0 | | 0 | | |
| BROWN BEAR | DLP | | 0 | 0 | 0 | 0 | 1 | 0 | | |
| BROWN BEAR | General Season | | 18 | 11 | 7 | 0 | | 0 | | |
| BROWN BEAR | **TOTAL SUBUNIT** | | 18 | 11 | 7 | 0 | 1 | 0 | | |
| CARIBOU | Federal | R0513 | 438 | 286 | 140 | 12 | | 107 | | See Nelchina Herd summary |
| CARIBOU | Tier II | T0566 | 1076 | 765 | 307 | 4 | | 0 | | See Nelchina Herd summary |
| CARIBOU | **TOTAL SUBUNIT** | | 1514 | 1051 | 447 | 16 | | 107 | | |
| COYOTE | Hunting/Trapping | | n/a | n/a | n/a | n/a | | n/a | | |
| FOX | Hunting/Trapping | | n/a | n/a | n/a | n/a | | n/a | | |
| LYNX | Hunting/Trapping | | 14 | 0 | 0 | 14 | | n/a | | |
| MARTEN | Trapping | | n/a | n/a | n/a | n/a | | n/a | | |
| MINK | Trapping | | n/a | n/a | n/a | n/a | | n/a | | |
| MOOSE | General Season | | 139 | 138 | 0 | 1 | | 0 | 45.31 | |
| MOOSE | Federal | R0913 | 35 | 35 | 0 | 0 | | 0 | 41.80 | |
| MOOSE | **TOTAL SUBUNIT** | | 174 | 173 | 0 | 1 | | 0 | | |
| OTTER | Trapping | | 2 | 2 | 0 | 0 | | n/a | | |
| SHEEP | General Season | | 2 | 2 | 0 | 0 | | 0 | 37.50 | |
| WOLF | Hunting/Trapping | | 21 | 12 | 9 | 0 | | n/a | | |
| WOLVERINE | Hunting/Trapping | | 4 | 3 | 1 | 0 | | n/a | | |

# 1992-93 HARVEST INFORMATION BY UNIT/SUBUNIT: UNIT 13

| SPECIES | TYPE | HUNT | TOTAL HARVEST | SEX MALE | SEX FEMALE | SEX UNKNOWN | DLP | UNREPORTED ILLEGAL | AVERAGE HORN LGTH./ ANTLER WIDTH | COMMENTS |
|---|---|---|---|---|---|---|---|---|---|---|
| **Unit/Subunit 13C** | | | | | | | | | | |
| BEAVER | Trapping | | 22 | 0 | 0 | 22 | | n/a | | |
| BLACK BEAR | General Season | | 2 | 2 | 0 | 0 | | 0 | | |
| BROWN BEAR | General Season | | 10 | 8 | 2 | 0 | | 0 | | |
| CARIBOU | Federal | R0513 | 5 | 5 | 0 | 0 | | 1 | | See Nelchina Herd summary |
| CARIBOU | Tier II | T0566 | 34 | 31 | 3 | 0 | | 0 | | See Nelchina Herd summary |
| CARIBOU | **TOTAL SUBUNIT** | | 39 | 36 | 3 | 0 | | 1 | | |
| COYOTE | Hunting/Trapping | | n/a | n/a | n/a | n/a | | n/a | | |
| FOX | Hunting/Trapping | | n/a | n/a | n/a | n/a | | n/a | | |
| LYNX | Hunting/Trapping | | 33 | 0 | 0 | 33 | | n/a | | |
| MARTEN | Trapping | | n/a | n/a | n/a | n/a | | n/a | | |
| MINK | Trapping | | n/a | n/a | n/a | n/a | | n/a | | |
| MOOSE | General Season | | 75 | 75 | 0 | 0 | | 0 | 47.55 | |
| MOOSE | Federal | R0913 | 2 | 2 | 0 | 0 | | 0 | 29.50 | |
| MOOSE | **TOTAL SUBUNIT** | | 77 | 77 | 0 | 0 | | 0 | | |
| OTTER | Trapping | | 0 | 0 | 0 | 0 | | n/a | | |
| SHEEP | General Season | | 2 | 2 | 0 | 0 | | 0 | 34.38 | |
| SHEEP | Drawing | D1102 | 1 | 1 | 0 | 0 | | 0 | 39.25 | |
| SHEEP | **TOTAL SUBUNIT** | | 3 | 3 | 0 | 0 | | 0 | | |
| WOLF | Hunting/Trapping | | 20 | 11 | 8 | 1 | | n/a | | |
| WOLVERINE | Hunting/Trapping | | 2 | 1 | 1 | 0 | | n/a | | |
| **Unit/Subunit 13D** | | | | | | | | | | |
| BEAVER | Trapping | | 37 | 0 | 0 | 37 | | n/a | | |
| BLACK BEAR | General Season | | 41 | 32 | 8 | 1 | | 0 | | |
| BROWN BEAR | DLP | | 0 | 0 | 0 | 0 | 1 | 0 | | |
| BROWN BEAR | General Season | | 22 | 16 | 6 | 0 | | 0 | | |
| BROWN BEAR | **TOTAL SUBUNIT** | | 22 | 16 | 6 | 0 | 1 | 0 | | |
| CARIBOU | Federal | R0513 | 1 | 0 | 1 | 0 | | 0 | | See Nelchina Herd summary |
| CARIBOU | Tier II | T0566 | 28 | 19 | 9 | 0 | | 0 | | See Nelchina Herd summary |
| CARIBOU | **TOTAL SUBUNIT** | | 29 | 19 | 10 | 0 | | 0 | | |
| COYOTE | Hunting/Trapping | | n/a | n/a | n/a | n/a | | n/a | | |
| FOX | Hunting/Trapping | | n/a | n/a | n/a | n/a | | n/a | | |
| LYNX | Hunting/Trapping | | 38 | 0 | 0 | 38 | | n/a | | |
| MARTEN | Trapping | | n/a | n/a | n/a | n/a | | n/a | | |
| MINK | Trapping | | n/a | n/a | n/a | n/a | | n/a | | |
| MOOSE | General Season | | 55 | 55 | 0 | 0 | | 0 | 46.50 | |
| MOOSE | Federal | R0913 | 9 | 9 | 0 | 0 | | 0 | 39.83 | |
| MOOSE | **TOTAL SUBUNIT** | | 64 | 64 | 0 | 0 | | 0 | | |
| MT. GOAT | Drawing | D0818 | 2 | 1 | 1 | 0 | | 0 | n/a | |
| MT. GOAT | Drawing | D0819 | 3 | 1 | 2 | 0 | | 0 | n/a | |
| MT. GOAT | **TOTAL SUBUNIT** | | 5 | 2 | 3 | 0 | | 0 | | |
| OTTER | Trapping | | 6 | 0 | 3 | 3 | | n/a | | |
| SHEEP | General Season | | 44 | 44 | 0 | 0 | | 0 | 37.30 | |
| WOLF | Hunting/Trapping | | 20 | 10 | 10 | 0 | | n/a | | |
| WOLVERINE | Hunting/Trapping | | 12 | 7 | 3 | 2 | | n/a | | |

# 1992-93 HARVEST INFORMATION BY UNIT/SUBUNIT: UNIT 13

| SPECIES | TYPE | HUNT | TOTAL HARVEST | SEX MALE | SEX FEMALE | SEX UNKNOWN | DLP | UNREPORTED ILLEGAL | AVERAGE HORN LGTH./ ANTLER WIDTH | COMMENTS |
|---|---|---|---|---|---|---|---|---|---|---|
| **Unit/Subunit 13E** | | | | | | | | | | |
| BEAVER | Trapping | | 70 | 0 | 0 | 70 | | n/a | | |
| BLACK BEAR | General Season | | 22 | 13 | 7 | 2 | | 0 | | |
| BROWN BEAR | DLP | | 0 | 0 | 0 | 0 | 1 | 0 | | |
| BROWN BEAR | General Season | | 42 | 23 | 19 | 0 | | 0 | | |
| BROWN BEAR | **TOTAL SUBUNIT** | | 42 | 23 | 19 | 0 | 1 | 0 | | |
| CARIBOU | Federal | R0513 | 24 | 17 | 6 | 1 | | 6 | | See Nelchina Herd summary |
| CARIBOU | Tier II | T0566 | 1115 | 539 | 571 | 5 | | 0 | | See Nelchina Herd summary |
| CARIBOU | **TOTAL SUBUNIT** | | 1139 | 556 | 577 | 6 | | 6 | | |
| COYOTE | Hunting/Trapping | | n/a | n/a | n/a | n/a | | n/a | | |
| FOX | Hunting/Trapping | | n/a | n/a | n/a | n/a | | n/a | | |
| LYNX | Hunting/Trapping | | 6 | 0 | 0 | 6 | | n/a | | |
| MARTEN | Trapping | | 23 | 17 | 6 | 0 | | n/a | | |
| MINK | Trapping | | n/a | n/a | n/a | n/a | | n/a | | |
| MOOSE | General Season | | 166 | 165 | 0 | 1 | | 0 | 45.88 | |
| MOOSE | Federal | R0913 | 3 | 3 | 0 | 0 | | 0 | 38.50 | |
| MOOSE | **TOTAL SUBUNIT** | | 169 | 168 | 0 | 1 | | 0 | | |
| OTTER | Trapping | | 13 | 6 | 6 | 1 | | n/a | | |
| SHEEP | General Season | | 21 | 20 | 0 | 1 | | 0 | 33.92 | |
| WOLF | Hunting/Trapping | | 22 | 12 | 10 | 0 | | n/a | | |
| WOLVERINE | Hunting/Trapping | | 9 | 4 | 5 | 0 | | n/a | | |
| **Unit/Subunit 13Z** | | | | | | | | | | |
| BEAVER | Trapping | | 1 | 0 | 0 | 1 | | n/a | | |
| BLACK BEAR | General Season | | 1 | 0 | 1 | 0 | | 0 | | |
| CARIBOU | Federal | R0513 | 18 | 9 | 7 | 2 | | 4 | | See Nelchina Herd summary |
| CARIBOU | Tier II | T0566 | 395 | 219 | 166 | 10 | | 0 | | See Nelchina Herd summary |
| CARIBOU | **TOTAL SUBUNIT** | | 413 | 228 | 173 | 12 | | 4 | | |
| MOOSE | General Season | | 11 | 11 | 0 | 0 | | 0 | 41.00 | |
| MOOSE | Federal | R0913 | 1 | 1 | 0 | 0 | | 0 | 50.00 | |
| MOOSE | **TOTAL SUBUNIT** | | 12 | 12 | 0 | 0 | | 0 | | |
| SHEEP | General Season | | 1 | 1 | 0 | 0 | | 0 | 35.00 | |

# 1992-93 HARVEST INFORMATION BY UNIT/SUBUNIT: UNIT 13

| SPECIES | TYPE | TOTAL HARVEST | SEX MALE | SEX FEMALE | SEX UNKNOWN | UNREPORTED DLP | UNREPORTED ILLEGAL |
|---|---|---|---|---|---|---|---|
| **UNIT 13 TOTALS FOR SPECIES AND HUNT TYPE** | | | | | | | |
| BEAVER | Trapping | 227 | 0 | 0 | 227 | | n/a |
| BLACK BEAR | DLP | 0 | 0 | 0 | 0 | 1 | 0 |
| BLACK BEAR | General Season | 81 | 54 | 23 | 4 | | 0 |
| BROWN BEAR | DLP | 0 | 0 | 0 | 0 | 3 | 0 |
| BROWN BEAR | General Season | 110 | 72 | 37 | 1 | | 0 |
| CARIBOU | Federal | 488 | 319 | 154 | 15 | | 118 |
| CARIBOU | Tier II | 3414 | 2172 | 1222 | 20 | | 0 |
| COYOTE | Hunting/Trapping | n/a | n/a | n/a | n/a | | n/a |
| FOX | Hunting/Trapping | n/a | n/a | n/a | n/a | | n/a |
| LYNX | Hunting/Trapping | 130 | 0 | 0 | 130 | | n/a |
| MARTEN | Trapping | 23 | 17 | 6 | 0 | | n/a |
| MINK | Trapping | n/a | n/a | n/a | n/a | | n/a |
| MOOSE | Federal | 57 | 57 | 0 | 0 | | 0 |
| MOOSE | General Season | 571 | 568 | 0 | 3 | | 0 |
| MT. GOAT | Drawing | 5 | 2 | 3 | 0 | | 0 |
| OTTER | Trapping | 23 | 10 | 9 | 4 | | n/a |
| SHEEP | Drawing | 1 | 1 | 0 | 0 | | 0 |
| SHEEP | General Season | 113 | 110 | 0 | 3 | | 0 |
| WOLF | Hunting/Trapping | 93 | 50 | 42 | 1 | | n/a |
| WOLVERINE | Hunting/Trapping | 32 | 19 | 10 | 3 | | n/a |
| **UNIT 13 TOTALS** | | | | | | | |
| BEAVER | **TOTAL UNIT** | 227 | 0 | 0 | 227 | | n/a |
| BLACK BEAR | **TOTAL UNIT** | 81 | 54 | 23 | 4 | 1 | 0 |
| BROWN BEAR | **TOTAL UNIT** | 110 | 72 | 37 | 1 | 3 | 0 |
| CARIBOU | **TOTAL UNIT** | 3902 | 2491 | 1376 | 35 | | 118 |
| COYOTE | **TOTAL UNIT** | n/a | n/a | n/a | n/a | | n/a |
| FOX | **TOTAL UNIT** | n/a | n/a | n/a | n/a | | n/a |
| LYNX | **TOTAL UNIT** | 130 | 0 | 0 | 130 | | n/a |
| MARTEN | **TOTAL UNIT** | 23 | 17 | 6 | 0 | | n/a |
| MINK | **TOTAL UNIT** | n/a | n/a | n/a | n/a | | n/a |
| MOOSE | **TOTAL UNIT** | 628 | 625 | 0 | 3 | | 0 |
| MT. GOAT | **TOTAL UNIT** | 5 | 2 | 3 | 0 | | 0 |
| OTTER | **TOTAL UNIT** | 23 | 10 | 9 | 4 | | n/a |
| SHEEP | **TOTAL UNIT** | 114 | 111 | 0 | 3 | | 0 |
| WOLF | **TOTAL UNIT** | 93 | 50 | 42 | 1 | | n/a |
| WOLVERINE | **TOTAL UNIT** | 32 | 19 | 10 | 3 | | n/a |

# 1992-93 HARVEST INFORMATION BY UNIT/SUBUNIT: UNIT 14

| SPECIES | TYPE | HUNT | TOTAL HARVEST | SEX | | | UNREPORTED | | AVERAGE HORN LGTH./ ANTLER WIDTH | COMMENTS |
|---|---|---|---|---|---|---|---|---|---|---|
| | | | | MALE | FEMALE | UNKNOWN | DLP | ILLEGAL | | |
| **Unit/Subunit 14A** | | | | | | | | | | |
| BEAVER | DLP | | 0 | 0 | 0 | 0 | 6 | 0 | | DLP=nuisance beaver |
| BEAVER | Trapping | | 142 | 0 | 0 | 142 | | n/a | | |
| BEAVER | **TOTAL SUBUNIT** | | 142 | 0 | 0 | 142 | 6 | n/a | | |
| BLACK BEAR | DLP | | 0 | 0 | 0 | 0 | 3 | 0 | | |
| BLACK BEAR | General Season | | 44 | 31 | 10 | 3 | | 6 | | UNREPTD estimated |
| BLACK BEAR | **TOTAL SUBUNIT** | | 44 | 31 | 10 | 3 | 3 | 6 | | |
| BROWN BEAR | DLP | | 0 | 0 | 0 | 0 | 3 | 0 | | |
| BROWN BEAR | General Season | | 6 | 3 | 3 | 0 | | 2 | | UNREPTD estimated |
| BROWN BEAR | **TOTAL SUBUNIT** | | 6 | 3 | 3 | 0 | 3 | 2 | | |
| CARIBOU | Tier II | T0566 | 1 | 1 | 0 | 0 | | n/a | | Caribou taken outside of permit hunt area. See Nelchina Herd summary |
| COYOTE | Hunting/Trapping | | 39 | 0 | 0 | 39 | | n/a | | Estimated harvest based on trapper questionnaire |
| FOX | Hunting/Trapping | | 34 | 0 | 0 | 34 | | n/a | | Estimated harvest based on trapper questionnaire |
| LYNX | Hunting/Trapping | | 9 | 0 | 0 | 9 | | n/a | | |
| MARTEN | Trapping | | 6 | 5 | 1 | 0 | | n/a | | |
| MINK | Trapping | | 77 | 0 | 0 | 77 | | n/a | | Estimated harvest based on trapper questionnaire |
| MOOSE | DLP | | 0 | 0 | 0 | 0 | 3 | 0 | 0.00 | |
| MOOSE | General Season | | 540 | 527 | 6 | 7 | | 27 | 29.33 | Estimate UNREPTED >= 5% of reported |
| MOOSE | Drawing | D0919 | 79 | 2 | 77 | 0 | | 0 | n/a | |
| MOOSE | Drawing | D0920 | 76 | 1 | 75 | 0 | | 0 | n/a | |
| MOOSE | **TOTAL SUBUNIT** | | 695 | 530 | 158 | 7 | 3 | 27 | | |
| MT. GOAT | Registration | R0866 | 1 | 0 | 1 | 0 | | 0 | n/a | |
| OTTER | Trapping | | 9 | 1 | 3 | 5 | | n/a | | |
| SHEEP | General Season | | 33 | 31 | 0 | 2 | | 2 | 35.40 | Estimate UNREPTED >= 3% of reported |
| WOLF | Hunting/Trapping | | 5 | 2 | 3 | 0 | | n/a | | |
| WOLVERINE | Hunting/Trapping | | 5 | 2 | 3 | 0 | | n/a | | |
| **Unit/Subunit 14B** | | | | | | | | | | |
| BEAVER | DLP | | 0 | 0 | 0 | 0 | 3 | 0 | | DLP=nuisance beaver |
| BEAVER | Trapping | | 67 | 0 | 0 | 67 | | n/a | | |
| BEAVER | **TOTAL SUBUNIT** | | 67 | 0 | 0 | 67 | 3 | n/a | | |
| BLACK BEAR | DLP | | 0 | 0 | 0 | 0 | 1 | 0 | | |
| BLACK BEAR | General Season | | 15 | 10 | 5 | 0 | | 3 | | UNREPTD estimated |
| BLACK BEAR | **TOTAL SUBUNIT** | | 15 | 10 | 5 | 0 | 1 | 3 | | |
| BROWN BEAR | DLP | | 0 | 0 | 0 | 0 | 1 | 0 | | |
| BROWN BEAR | General Season | | 5 | 3 | 2 | 0 | | 2 | | UNREPTD estimated |
| BROWN BEAR | **TOTAL SUBUNIT** | | 5 | 3 | 2 | 0 | 1 | 2 | | |
| CARIBOU | Tier II | T0566 | 34 | 21 | 13 | 0 | | n/a | | See Nelchina Herd summary |
| COYOTE | Hunting/Trapping | | 3 | 0 | 0 | 3 | | n/a | | Estimated harvest based on trapper questionnaire |
| FOX | Hunting/Trapping | | 8 | 0 | 0 | 8 | | n/a | | Estimated harvest based on trapper questionnaire |
| LYNX | Hunting/Trapping | | 1 | 0 | 0 | 1 | | n/a | | |
| MARTEN | Trapping | | 0 | 0 | 0 | 0 | | n/a | | |
| MINK | Trapping | | 36 | 0 | 0 | 36 | | n/a | | Estimated harvest based on trapper questionnaire |

# 1992-93 HARVEST INFORMATION BY UNIT/SUBUNIT: UNIT 14

| SPECIES | TYPE | HUNT | TOTAL HARVEST | SEX | | | DLP | UNREPORTED ILLEGAL | AVERAGE HORN LGTH./ ANTLER WIDTH | COMMENTS |
|---|---|---|---|---|---|---|---|---|---|---|
| | | | | MALE | FEMALE | UNKNOWN | | | | |
| **Unit/Subunit 14B** | | | | | | | | | | |
| MOOSE | General Season | | 34 | 34 | 0 | 0 | | 3 | 40.52 | Estimate UNREPTED >= 5% of reported |
| OTTER | Trapping | | 7 | 5 | 2 | 0 | | n/a | | |
| SHEEP | General Season | | 9 | 9 | 0 | 0 | | 2 | 36.28 | Estimate UNREPTED >= 3% of reported |
| WOLF | Hunting/Trapping | | 4 | 4 | 0 | 0 | | n/a | | |
| WOLVERINE | Hunting/Trapping | | 2 | 0 | 2 | 0 | | n/a | | |
| **Unit/Subunit 14C** | | | | | | | | | | |
| BEAVER | Trapping | | 44 | 0 | 0 | 44 | | n/a | | |
| BLACK BEAR | DLP | | 0 | 0 | 0 | 0 | 2 | 0 | | |
| BLACK BEAR | General Season | | 21 | 15 | 6 | 0 | | 0 | | |
| BLACK BEAR | **TOTAL SUBUNIT** | | 21 | 15 | 6 | 0 | 2 | 0 | | |
| BROWN BEAR | DLP | | 0 | 0 | 0 | 0 | 1 | 0 | | DLP = One bear relocated to GMU 16B |
| BROWN BEAR | General Season | | 0 | 0 | 0 | 0 | | 0 | | |
| BROWN BEAR | **TOTAL SUBUNIT** | | 0 | 0 | 0 | 0 | 1 | 0 | | |
| COYOTE | Hunting/Trapping | | n/a | n/a | n/a | n/a | | n/a | | |
| FOX | Hunting/Trapping | | n/a | n/a | n/a | n/a | | n/a | | |
| LYNX | Hunting/Trapping | | 1 | 0 | 0 | 1 | | n/a | | |
| MARTEN | Trapping | | 0 | 0 | 0 | 0 | | n/a | | |
| MINK | Trapping | | n/a | n/a | n/a | n/a | | n/a | | |
| MOOSE | General Season | | 64 | 63 | 1 | 0 | | 0 | 38.14 | |
| MOOSE | Drawing | D0910 | 11 | 11 | 0 | 0 | | 0 | 35.20 | |
| MOOSE | Drawing | D0911 | 12 | 0 | 11 | 1 | | 0 | n/a | |
| MOOSE | Drawing | D0919 | 2 | 0 | 2 | 0 | | 0 | n/a | |
| MOOSE | Drawing | D0921 | 6 | 6 | 0 | 0 | | 0 | 38.10 | |
| MOOSE | Drawing | D0922 | 8 | 8 | 0 | 0 | | 0 | 29.25 | |
| MOOSE | Drawing | D0923 | 6 | 0 | 6 | 0 | | 0 | n/a | |
| MOOSE | Drawing | D0924 | 9 | 9 | 0 | 0 | | 0 | 43.78 | |
| MOOSE | Drawing | D0925 | 12 | 1 | 11 | 0 | | 0 | n/a | |
| MOOSE | Drawing | D0927 | 17 | 13 | 4 | 0 | | 0 | n/a | |
| MOOSE | Drawing | D0929 | 7 | 0 | 7 | 0 | | 0 | n/a | |
| MOOSE | Drawing | D0941 | 7 | 1 | 6 | 0 | | 0 | n/a | |
| MOOSE | Drawing | D0942 | 0 | 0 | 0 | 0 | | 0 | 0.00 | |
| MOOSE | Drawing | D0943 | 6 | 0 | 6 | 0 | | 0 | n/a | |
| MOOSE | Drawing | D0948 | 1 | 1 | 0 | 0 | | 0 | 34.00 | |
| MOOSE | Drawing | D0949 | 2 | 1 | 1 | 0 | | 0 | n/a | |
| MOOSE | Registration | R0975 | 2 | 2 | 0 | 0 | | 0 | 36.00 | |
| MOOSE | **TOTAL SUBUNIT** | | 172 | 116 | 55 | 1 | | 0 | | |
| MT. GOAT | Registration | R0866 | 0 | 0 | 0 | 0 | | 0 | 0.00 | |
| MT. GOAT | Registration | R0868 | 12 | 5 | 7 | 0 | | 0 | n/a | |
| MT. GOAT | Registration | R0869 | 26 | 14 | 11 | 1 | | 0 | n/a | |
| MT. GOAT | Registration | R0881 | 0 | 0 | 0 | 0 | | 0 | 0.00 | Hunt held, no effort |
| MT. GOAT | Registration | R0882 | 0 | 0 | 0 | 0 | | 0 | 0.00 | Hunt held, no effort |
| MT. GOAT | **TOTAL SUBUNIT** | | 38 | 19 | 18 | 1 | | 0 | | |
| OTTER | Trapping | | 0 | 0 | 0 | 0 | | n/a | | |

# *1992-93 HARVEST INFORMATION BY UNIT/SUBUNIT: UNIT 14*

| SPECIES | TYPE | HUNT | TOTAL HARVEST | SEX | | | DLP | UNREPORTED ILLEGAL | AVERAGE HORN LGTH./ ANTLER WIDTH | COMMENTS |
|---|---|---|---|---|---|---|---|---|---|---|
| | | | | MALE | FEMALE | UNKNOWN | | | | |
| **Unit/Subunit 14C** | | | | | | | | | | |
| SHEEP | Drawing | D1127 | 8 | 8 | 0 | 0 | | 0 | 33.49 | |
| SHEEP | Drawing | D1128 | 3 | 2 | 1 | 0 | | 0 | 24.92 | |
| SHEEP | Drawing | D1129 | 3 | 2 | 1 | 0 | | 0 | 26.88 | |
| SHEEP | Drawing | D1130 | 9 | 9 | 0 | 0 | | 0 | 32.88 | |
| SHEEP | Drawing | D1131 | 6 | 6 | 0 | 0 | | 0 | 27.48 | |
| SHEEP | Drawing | D1132 | 9 | 7 | 2 | 0 | | 0 | 28.06 | |
| SHEEP | Drawing | D1133 | 2 | 1 | 0 | 1 | | 0 | 25.63 | |
| SHEEP | Drawing | D1134 | 0 | 0 | 0 | 0 | | 0 | 0.00 | |
| SHEEP | Drawing | D1135 | 2 | 1 | 1 | 0 | | 0 | 24.69 | |
| SHEEP | Drawing | D1136 | 8 | 6 | 2 | 0 | | 0 | 30.50 | |
| SHEEP | Drawing | D1137 | 5 | 5 | 0 | 0 | | 0 | 32.03 | |
| SHEEP | Drawing | D1138 | 10 | 8 | 2 | 0 | | 0 | 26.43 | |
| SHEEP | Drawing | D1139 | 14 | 11 | 2 | 1 | | 0 | 29.93 | |
| SHEEP | Drawing | D1140 | 1 | 0 | 1 | 0 | | 0 | 8.00 | |
| SHEEP | Drawing | D1141 | 2 | 1 | 1 | 0 | | 0 | 21.44 | |
| SHEEP | **TOTAL SUBUNIT** | | 82 | 67 | 13 | 2 | | 0 | | |
| WOLF | Hunting/Trapping | | 1 | 1 | 0 | 0 | | n/a | | |
| WOLVERINE | Hunting/Trapping | | 2 | 2 | 0 | 0 | | n/a | | |
| **Unit/Subunit 14Z** | | | | | | | | | | |
| MOOSE | General Season | | 2 | 2 | 0 | 0 | | 0 | 28.00 | |
| SHEEP | General Season | | 0 | 0 | 0 | 0 | | 0 | 0.00 | |

# 1992-93 HARVEST INFORMATION BY UNIT/SUBUNIT: UNIT 14

| SPECIES | TYPE | TOTAL HARVEST | SEX | | | UNREPORTED | |
|---|---|---|---|---|---|---|---|
| | | | MALE | FEMALE | UNKNOWN | DLP | ILLEGAL |
| **UNIT 14 TOTALS FOR SPECIES AND HUNT TYPE** | | | | | | | |
| BEAVER | DLP | 0 | 0 | 0 | 0 | 9 | 0 |
| BEAVER | Trapping | 253 | 0 | 0 | 253 | | n/a |
| BLACK BEAR | DLP | 0 | 0 | 0 | 0 | 6 | 0 |
| BLACK BEAR | General Season | 80 | 56 | 21 | 3 | | 9 |
| BROWN BEAR | DLP | 0 | 0 | 0 | 0 | 5 | 0 |
| BROWN BEAR | General Season | 11 | 6 | 5 | 0 | | 4 |
| CARIBOU | Tier II | 35 | 22 | 13 | 0 | | n/a |
| COYOTE | Hunting/Trapping | 42 | 0 | 0 | 42 | | n/a |
| FOX | Hunting/Trapping | 42 | 0 | 0 | 42 | | n/a |
| LYNX | Hunting/Trapping | 11 | 0 | 0 | 11 | | n/a |
| MARTEN | Trapping | 6 | 5 | 1 | 0 | | n/a |
| MINK | Trapping | 113 | 0 | 0 | 113 | | n/a |
| MOOSE | DLP | 0 | 0 | 0 | 0 | 3 | 0 |
| MOOSE | Drawing | 261 | 54 | 206 | 1 | | 0 |
| MOOSE | General Season | 640 | 626 | 7 | 7 | | 30 |
| MOOSE | Registration | 2 | 2 | 0 | 0 | | 0 |
| MT. GOAT | Registration | 39 | 19 | 19 | 1 | | 0 |
| OTTER | Trapping | 16 | 6 | 5 | 5 | | n/a |
| SHEEP | Drawing | 82 | 67 | 13 | 2 | | 0 |
| SHEEP | General Season | 42 | 40 | 0 | 2 | | 4 |
| WOLF | Hunting/Trapping | 10 | 7 | 3 | 0 | | n/a |
| WOLVERINE | Hunting/Trapping | 9 | 4 | 5 | 0 | | n/a |
| **UNIT 14 TOTALS** | | | | | | | |
| BEAVER | **TOTAL UNIT** | 253 | 0 | 0 | 253 | 9 | n/a |
| BLACK BEAR | **TOTAL UNIT** | 80 | 56 | 21 | 3 | 6 | 9 |
| BROWN BEAR | **TOTAL UNIT** | 11 | 6 | 5 | 0 | 5 | 4 |
| CARIBOU | **TOTAL UNIT** | 35 | 22 | 13 | 0 | | n/a |
| COYOTE | **TOTAL UNIT** | 42 | 0 | 0 | 42 | | n/a |
| FOX | **TOTAL UNIT** | 42 | 0 | 0 | 42 | | n/a |
| LYNX | **TOTAL UNIT** | 11 | 0 | 0 | 11 | | n/a |
| MARTEN | **TOTAL UNIT** | 6 | 5 | 1 | 0 | | n/a |
| MINK | **TOTAL UNIT** | 113 | 0 | 0 | 113 | | n/a |
| MOOSE | **TOTAL UNIT** | 903 | 682 | 213 | 8 | 3 | 30 |
| MT. GOAT | **TOTAL UNIT** | 39 | 19 | 19 | 1 | | 0 |
| OTTER | **TOTAL UNIT** | 16 | 6 | 5 | 5 | | n/a |
| SHEEP | **TOTAL UNIT** | 124 | 107 | 13 | 4 | | 4 |
| WOLF | **TOTAL UNIT** | 10 | 7 | 3 | 0 | | n/a |
| WOLVERINE | **TOTAL UNIT** | 9 | 4 | 5 | 0 | | n/a |

# 1992-93 HARVEST INFORMATION BY UNIT/SUBUNIT: UNIT 15

| SPECIES | TYPE | HUNT | TOTAL HARVEST | SEX | | | DLP | UNREPORTED ILLEGAL | AVERAGE HORN LGTH./ ANTLER WIDTH | COMMENTS |
|---|---|---|---|---|---|---|---|---|---|---|
| | | | | MALE | FEMALE | UNKNOWN | | | | |
| **Unit/Subunit 15A** | | | | | | | | | | |
| BEAVER | Trapping | | 63 | 0 | 0 | 63 | | n/a | | |
| BLACK BEAR | General Season | | 35 | 22 | 13 | 0 | | 0 | | |
| BROWN BEAR | DLP | | 0 | 0 | 0 | 0 | 1 | 0 | | |
| BROWN BEAR | General Season | | 3 | 1 | 2 | 0 | | 0 | | |
| BROWN BEAR | **TOTAL SUBUNIT** | | 3 | 1 | 2 | 0 | 1 | 0 | | |
| CARIBOU | Drawing | D0506 | 1 | 1 | 0 | 0 | | 0 | | See Kenai Lowlands Herd summary |
| COYOTE | Hunting/Trapping | | n/a | n/a | n/a | n/a | | n/a | | |
| FOX | Hunting/Trapping | | n/a | n/a | n/a | n/a | | n/a | | |
| LYNX | Hunting/Trapping | | 1 | 0 | 0 | 1 | | n/a | | |
| MARTEN | Trapping | | 0 | 0 | 0 | 0 | | n/a | | |
| MINK | Trapping | | n/a | n/a | n/a | n/a | | n/a | | |
| MOOSE | General Season | | 143 | 141 | 2 | 0 | | 0 | 24.25 | |
| MOOSE | Drawing | D0944 | 6 | 0 | 6 | 0 | | 0 | n/a | |
| MOOSE | **TOTAL SUBUNIT** | | 149 | 141 | 8 | 0 | | 0 | | |
| OTTER | Trapping | | 17 | 10 | 7 | 0 | | n/a | | |
| SHEEP | General Season | | 4 | 4 | 0 | 0 | | 0 | 35.88 | |
| WOLF | Hunting/Trapping | | 8 | 5 | 3 | 0 | | n/a | | |
| **Unit/Subunit 15B** | | | | | | | | | | |
| BEAVER | Trapping | | 3 | 0 | 0 | 3 | | n/a | | |
| BLACK BEAR | General Season | | 25 | 15 | 10 | 0 | | 0 | | |
| BROWN BEAR | General Season | | 2 | 1 | 1 | 0 | | 0 | | |
| COYOTE | Hunting/Trapping | | n/a | n/a | n/a | n/a | | n/a | | |
| FOX | Hunting/Trapping | | n/a | n/a | n/a | n/a | | n/a | | |
| LYNX | Hunting/Trapping | | 1 | 0 | 0 | 1 | | n/a | | |
| MARTEN | Trapping | | 0 | 0 | 0 | 0 | | n/a | | |
| MINK | Trapping | | n/a | n/a | n/a | n/a | | n/a | | |
| MOOSE | General Season | | 48 | 47 | 0 | 1 | | 0 | 21.37 | |
| MOOSE | Drawing | D0930 | 1 | 1 | 0 | 0 | | 0 | 54.00 | |
| MOOSE | Drawing | D0931 | 0 | 0 | 0 | 0 | | 0 | 0.00 | |
| MOOSE | Drawing | D0932 | 1 | 1 | 0 | 0 | | 0 | 54.00 | |
| MOOSE | Drawing | D0933 | 1 | 1 | 0 | 0 | | 0 | 63.00 | |
| MOOSE | Drawing | D0934 | 4 | 4 | 0 | 0 | | 0 | 54.53 | |
| MOOSE | Drawing | D0935 | 8 | 8 | 0 | 0 | | 0 | 48.20 | |
| MOOSE | Drawing | D0936 | 3 | 3 | 0 | 0 | | 0 | 54.71 | |
| MOOSE | Drawing | D0937 | 4 | 4 | 0 | 0 | | 0 | 46.42 | |
| MOOSE | Drawing | D0938 | 3 | 3 | 0 | 0 | | 0 | 52.17 | |
| MOOSE | Drawing | D0939 | 1 | 1 | 0 | 0 | | 0 | 39.75 | |
| MOOSE | **TOTAL SUBUNIT** | | 74 | 73 | 0 | 1 | | 0 | | |
| MT. GOAT | Drawing | D0854 | 0 | 0 | 0 | 0 | | 0 | 0.00 | |
| MT. GOAT | Registration | R0854 | 1 | 1 | 0 | 0 | | 0 | n/a | |
| MT. GOAT | **TOTAL HUNT** | 0854 | 1 | 1 | 0 | 0 | | 0 | | |
| MT. GOAT | Drawing | D0855 | 0 | 0 | 0 | 0 | | 0 | 0.00 | |
| MT. GOAT | Drawing | D0856 | 3 | 0 | 3 | 0 | | 0 | n/a | |
| MT. GOAT | **TOTAL SUBUNIT** | | 4 | 1 | 3 | 0 | | 0 | | |
| OTTER | Trapping | | 0 | 0 | 0 | 0 | | n/a | | |

# 1992-93 HARVEST INFORMATION BY UNIT/SUBUNIT: UNIT 15

| SPECIES | TYPE | HUNT | TOTAL HARVEST | SEX | | | DLP | UNREPORTED ILLEGAL | AVERAGE HORN LGTH./ ANTLER WIDTH | COMMENTS |
|---|---|---|---|---|---|---|---|---|---|---|
| | | | | MALE | FEMALE | UNKNOWN | | | | |
| **Unit/Subunit 15B** | | | | | | | | | | |
| SHEEP | General Season | | 22 | 22 | 0 | 0 | | 0 | 34.32 | |
| WOLF | Hunting/Trapping | | 2 | 2 | 0 | 0 | | n/a | | |
| WOLVERINE | Hunting/Trapping | | 3 | 2 | 1 | 0 | | n/a | | |
| **Unit/Subunit 15C** | | | | | | | | | | |
| BEAVER | Trapping | | 26 | 0 | 0 | 26 | | n/a | | |
| BLACK BEAR | DLP | | 0 | 0 | 0 | 0 | 1 | 0 | | |
| BLACK BEAR | General Season | | 109 | 72 | 35 | 2 | | 0 | | |
| BLACK BEAR | **TOTAL SUBUNIT** | | 109 | 72 | 35 | 2 | 1 | 0 | | |
| BROWN BEAR | DLP | | 0 | 0 | 0 | 0 | 2 | 0 | | |
| BROWN BEAR | General Season | | 9 | 7 | 2 | 0 | | 0 | | |
| BROWN BEAR | **TOTAL SUBUNIT** | | 9 | 7 | 2 | 0 | 2 | 0 | | |
| COYOTE | Hunting/Trapping | | n/a | n/a | n/a | n/a | | n/a | | |
| FOX | Hunting/Trapping | | n/a | n/a | n/a | n/a | | n/a | | |
| LYNX | Hunting/Trapping | | 0 | 0 | 0 | 0 | | n/a | | |
| MARTEN | Trapping | | 0 | 0 | 0 | 0 | | n/a | | |
| MINK | Trapping | | n/a | n/a | n/a | n/a | | n/a | | |
| MOOSE | General Season | | 184 | 181 | 0 | 3 | | 0 | 33.33 | |
| MOOSE | Tier II | T0940 | 3 | 3 | 0 | 0 | | 0 | 28.25 | |
| MOOSE | **TOTAL SUBUNIT** | | 187 | 184 | 0 | 3 | | 0 | | |
| MT. GOAT | Drawing | D0857 | 1 | 0 | 1 | 0 | | 0 | n/a | |
| MT. GOAT | Drawing | D0858 | 1 | 1 | 0 | 0 | | 0 | n/a | |
| MT. GOAT | Registration | R0858 | 3 | 2 | 1 | 0 | | 0 | n/a | |
| MT. GOAT | **TOTAL HUNT** | 0858 | 4 | 3 | 1 | 0 | | 0 | | |
| MT. GOAT | Drawing | D0859 | 9 | 9 | 0 | 0 | | 0 | n/a | |
| MT. GOAT | Registration | R0859 | 5 | 3 | 2 | 0 | | 0 | n/a | |
| MT. GOAT | **TOTAL HUNT** | 0859 | 14 | 12 | 2 | 0 | | 0 | | |
| MT. GOAT | Drawing | D0860 | 7 | 3 | 4 | 0 | | 0 | n/a | |
| MT. GOAT | Registration | R0860 | 10 | 7 | 3 | 0 | | 0 | n/a | |
| MT. GOAT | **TOTAL HUNT** | 0860 | 17 | 10 | 7 | 0 | | 0 | | |
| MT. GOAT | Drawing | D0861 | 4 | 3 | 0 | 1 | | 0 | n/a | |
| MT. GOAT | Registration | R0861 | 0 | 0 | 0 | 0 | | 0 | 0.00 | |
| MT. GOAT | **TOTAL HUNT** | 0861 | 4 | 3 | 0 | 1 | | 0 | | |
| MT. GOAT | Drawing | D0862 | 1 | 1 | 0 | 0 | | 0 | n/a | |
| MT. GOAT | Registration | R0863 | 5 | 5 | 0 | 0 | | 0 | n/a | |
| MT. GOAT | Tier II | T0863 | 8 | 6 | 2 | 0 | | 0 | n/a | |
| MT. GOAT | **TOTAL HUNT** | 0863 | 13 | 11 | 2 | 0 | | 0 | | |
| MT. GOAT | Registration | R0864 | 2 | 1 | 1 | 0 | | 0 | n/a | |
| MT. GOAT | Tier II | T0864 | 3 | 3 | 0 | 0 | | 0 | n/a | |
| MT. GOAT | **TOTAL HUNT** | 0864 | 5 | 4 | 1 | 0 | | 0 | | |
| MT. GOAT | Tier II | T0865 | 9 | 7 | 2 | 0 | | 0 | n/a | |
| MT. GOAT | **TOTAL SUBUNIT** | | 68 | 51 | 16 | 1 | | 0 | | |
| OTTER | Trapping | | 21 | 9 | 12 | 0 | | n/a | | |
| SHEEP | General Season | | 2 | 2 | 0 | 0 | | 0 | 36.88 | |
| WOLF | Hunting/Trapping | | 6 | 3 | 3 | 0 | | n/a | | |
| WOLVERINE | Hunting/Trapping | | 2 | 2 | 0 | 0 | | n/a | | |

# *1992-93 HARVEST INFORMATION BY UNIT/SUBUNIT: UNIT 15*

| SPECIES | TYPE | HUNT | TOTAL HARVEST | SEX | | | UNREPORTED | | AVERAGE HORN LGTH./ ANTLER WIDTH | COMMENTS |
|---|---|---|---|---|---|---|---|---|---|---|
| | | | | MALE | FEMALE | UNKNOWN | DLP | ILLEGAL | | |
| **Unit/Subunit 15Z** | | | | | | | | | | |
| BROWN BEAR | DLP | | 0 | 0 | 0 | 0 | 1 | 0 | | |
| BROWN BEAR | General Season | | 0 | 0 | 0 | 0 | | 0 | | |
| BROWN BEAR | **TOTAL SUBUNIT** | | 0 | 0 | 0 | 0 | 1 | 0 | | |
| MOOSE | General Season | | 1 | 1 | 0 | 0 | | 0 | 58.00 | |
| SHEEP | General Season | | 0 | 0 | 0 | 0 | | 0 | 0.00 | |

# 1992-93 HARVEST INFORMATION BY UNIT/SUBUNIT: UNIT 15

| SPECIES | TYPE | TOTAL HARVEST | SEX MALE | SEX FEMALE | SEX UNKNOWN | UNREPORTED DLP | UNREPORTED ILLEGAL |
|---|---|---|---|---|---|---|---|
| **UNIT 15 TOTALS FOR SPECIES AND HUNT TYPE** | | | | | | | |
| BEAVER | Trapping | 92 | 0 | 0 | 92 | | n/a |
| BLACK BEAR | DLP | 0 | 0 | 0 | 0 | 1 | 0 |
| BLACK BEAR | General Season | 169 | 109 | 58 | 2 | | 0 |
| BROWN BEAR | DLP | 0 | 0 | 0 | 0 | 4 | 0 |
| BROWN BEAR | General Season | 14 | 9 | 5 | 0 | | 0 |
| CARIBOU | Drawing | 1 | 1 | 0 | 0 | | 0 |
| COYOTE | Hunting/Trapping | n/a | n/a | n/a | n/a | | n/a |
| FOX | Hunting/Trapping | n/a | n/a | n/a | n/a | | n/a |
| LYNX | Hunting/Trapping | 2 | 0 | 0 | 2 | | n/a |
| MARTEN | Trapping | 0 | 0 | 0 | 0 | | n/a |
| MINK | Trapping | n/a | n/a | n/a | n/a | | n/a |
| MOOSE | Drawing | 32 | 26 | 6 | 0 | | 0 |
| MOOSE | General Season | 376 | 370 | 2 | 4 | | 0 |
| MOOSE | Tier II | 3 | 3 | 0 | 0 | | 0 |
| MT. GOAT | Drawing | 26 | 17 | 8 | 1 | | 0 |
| MT. GOAT | Registration | 26 | 19 | 7 | 0 | | 0 |
| MT. GOAT | Tier II | 20 | 16 | 4 | 0 | | 0 |
| OTTER | Trapping | 38 | 19 | 19 | 0 | | n/a |
| SHEEP | General Season | 28 | 28 | 0 | 0 | | 0 |
| WOLF | Hunting/Trapping | 16 | 10 | 6 | 0 | | n/a |
| WOLVERINE | Hunting/Trapping | 5 | 4 | 1 | 0 | | n/a |
| **UNIT 15 TOTALS** | | | | | | | |
| BEAVER | **TOTAL UNIT** | 92 | 0 | 0 | 92 | | n/a |
| BLACK BEAR | **TOTAL UNIT** | 169 | 109 | 58 | 2 | 1 | 0 |
| BROWN BEAR | **TOTAL UNIT** | 14 | 9 | 5 | 0 | 4 | 0 |
| CARIBOU | **TOTAL UNIT** | 1 | 1 | 0 | 0 | | 0 |
| COYOTE | **TOTAL UNIT** | n/a | n/a | n/a | n/a | | n/a |
| FOX | **TOTAL UNIT** | n/a | n/a | n/a | n/a | | n/a |
| LYNX | **TOTAL UNIT** | 2 | 0 | 0 | 2 | | n/a |
| MARTEN | **TOTAL UNIT** | 0 | 0 | 0 | 0 | | n/a |
| MINK | **TOTAL UNIT** | n/a | n/a | n/a | n/a | | n/a |
| MOOSE | **TOTAL UNIT** | 411 | 399 | 8 | 4 | | 0 |
| MT. GOAT | **TOTAL UNIT** | 72 | 52 | 19 | 1 | | 0 |
| OTTER | **TOTAL UNIT** | 38 | 19 | 19 | 0 | | n/a |
| SHEEP | **TOTAL UNIT** | 28 | 28 | 0 | 0 | | 0 |
| WOLF | **TOTAL UNIT** | 16 | 10 | 6 | 0 | | n/a |
| WOLVERINE | **TOTAL UNIT** | 5 | 4 | 1 | 0 | | n/a |

# 1992-93 HARVEST INFORMATION BY UNIT/SUBUNIT: UNIT 16

| SPECIES | TYPE | HUNT | TOTAL HARVEST | SEX MALE | SEX FEMALE | SEX UNKNOWN | DLP | UNREPORTED ILLEGAL | AVERAGE HORN LGTH./ ANTLER WIDTH | COMMENTS |
|---|---|---|---|---|---|---|---|---|---|---|
| **Unit/Subunit 16A** | | | | | | | | | | |
| BEAVER | Trapping | | 31 | 0 | 0 | 31 | | n/a | | |
| BLACK BEAR | General Season | | 44 | 26 | 15 | 3 | | 8 | | UNREPTD estimated |
| BROWN BEAR | DLP | | 0 | 0 | 0 | 0 | 4 | 0 | | |
| BROWN BEAR | General Season | | 12 | 8 | 4 | 0 | | 3 | | UNREPTD estimated |
| BROWN BEAR | **TOTAL SUBUNIT** | | 12 | 8 | 4 | 0 | 4 | 3 | | |
| CARIBOU | General Season | | 0 | 0 | 0 | 0 | | 2 | | Rumor of Nelchina animals harvest |
| COYOTE | Hunting/Trapping | | 8 | 0 | 0 | 8 | | n/a | | Estimated harvest based on trapper questionnaire |
| FOX | Hunting/Trapping | | 5 | 0 | 0 | 5 | | n/a | | Estimated harvest based on trapper questionnaire |
| LYNX | Hunting/Trapping | | 2 | 0 | 0 | 2 | | n/a | | |
| MARTEN | Trapping | | 14 | 11 | 3 | 0 | | n/a | | |
| MINK | Trapping | | 5 | 0 | 0 | 5 | | n/a | | Estimated harvest based on trapper questionnaire |
| MOOSE | DLP | | 0 | 0 | 0 | 0 | 1 | 0 | 0.00 | |
| MOOSE | General Season | | 138 | 136 | 0 | 2 | | 7 | 34.98 | Estimate UNREPTED >= 5% of reported |
| MOOSE | **TOTAL SUBUNIT** | | 138 | 136 | 0 | 2 | 1 | 7 | | |
| OTTER | Trapping | | 1 | 1 | 0 | 0 | | n/a | | |
| SHEEP | General Season | | 0 | 0 | 0 | 0 | | n/a | 0.00 | |
| WOLF | Hunting/Trapping | | 4 | 0 | 2 | 2 | | n/a | | |
| WOLVERINE | Hunting/Trapping | | 1 | 1 | 0 | 0 | | n/a | | |
| **Unit/Subunit 16B** | | | | | | | | | | |
| BEAVER | Trapping | | 69 | 0 | 0 | 69 | | n/a | | |
| BLACK BEAR | General Season | | 65 | 48 | 14 | 3 | | 0 | | |
| BROWN BEAR | DLP | | 0 | 0 | 0 | 0 | 1 | 0 | | |
| BROWN BEAR | General Season | | 64 | 36 | 24 | 4 | | 0 | | |
| BROWN BEAR | **TOTAL SUBUNIT** | | 64 | 36 | 24 | 4 | 1 | 0 | | |
| CARIBOU | General Season | | n/a | n/a | n/a | n/a | | n/a | | See Rainy Pass Herd summary |
| COYOTE | Hunting/Trapping | | n/a | n/a | n/a | n/a | | n/a | | |
| FOX | Hunting/Trapping | | n/a | n/a | n/a | n/a | | n/a | | |
| LYNX | Hunting/Trapping | | 1 | 0 | 0 | 1 | | n/a | | |
| MARTEN | Trapping | | 116 | 23 | 8 | 85 | | n/a | | |
| MINK | Trapping | | n/a | n/a | n/a | n/a | | n/a | | |
| MOOSE | General Season | | 193 | 189 | 1 | 3 | | 0 | 43.66 | |
| MOOSE | Federal | R0978 | 3 | 2 | 1 | 0 | | 2 | n/a | |
| MOOSE | Tier II | T0979 | 43 | 43 | 0 | 0 | | 0 | 31.78 | 3 unsuccessful hunters hunted outside permit hunt area, in GMU 16A |
| MOOSE | **TOTAL SUBUNIT** | | 239 | 234 | 2 | 3 | | 2 | | |
| OTTER | Trapping | | 13 | 3 | 2 | 8 | | n/a | | |
| SHEEP | General Season | | 15 | 15 | 0 | 0 | | 0 | 36.12 | |
| WOLF | Hunting/Trapping | | 4 | 3 | 0 | 1 | | n/a | | |
| WOLVERINE | Hunting/Trapping | | 12 | 9 | 3 | 0 | | n/a | | |
| **Unit/Subunit 16Z** | | | | | | | | | | |
| MOOSE | General Season | | 0 | 0 | 0 | 0 | | 0 | 0.00 | |

# 1992-93 HARVEST INFORMATION BY UNIT/SUBUNIT: UNIT 16

| SPECIES | TYPE | TOTAL HARVEST | SEX MALE | SEX FEMALE | SEX UNKNOWN | UNREPORTED DLP | UNREPORTED ILLEGAL |
|---|---|---|---|---|---|---|---|
| **UNIT 16 TOTALS FOR SPECIES AND HUNT TYPE** | | | | | | | |
| BEAVER | Trapping | 100 | 0 | 0 | 100 | | n/a |
| BLACK BEAR | General Season | 109 | 74 | 29 | 6 | | 8 |
| BROWN BEAR | DLP | 0 | 0 | 0 | 0 | 5 | 0 |
| BROWN BEAR | General Season | 76 | 44 | 28 | 4 | | 3 |
| CARIBOU | General Season | 0 | 0 | 0 | 0 | | 2 |
| COYOTE | Hunting/Trapping | 8 | 0 | 0 | 8 | | n/a |
| FOX | Hunting/Trapping | 5 | 0 | 0 | 5 | | n/a |
| LYNX | Hunting/Trapping | 3 | 0 | 0 | 3 | | n/a |
| MARTEN | Trapping | 130 | 34 | 11 | 85 | | n/a |
| MINK | Trapping | 5 | 0 | 0 | 5 | | n/a |
| MOOSE | DLP | 0 | 0 | 0 | 0 | 1 | 0 |
| MOOSE | Federal | 3 | 2 | 1 | 0 | | 2 |
| MOOSE | General Season | 331 | 325 | 1 | 5 | | 7 |
| MOOSE | Tier II | 43 | 43 | 0 | 0 | | 0 |
| OTTER | Trapping | 14 | 4 | 2 | 8 | | n/a |
| SHEEP | General Season | 15 | 15 | 0 | 0 | | 0 |
| WOLF | Hunting/Trapping | 8 | 3 | 2 | 3 | | n/a |
| WOLVERINE | Hunting/Trapping | 13 | 10 | 3 | 0 | | n/a |
| **UNIT 16 TOTALS** | | | | | | | |
| BEAVER | **TOTAL UNIT** | 100 | 0 | 0 | 100 | | n/a |
| BLACK BEAR | **TOTAL UNIT** | 109 | 74 | 29 | 6 | 0 | 8 |
| BROWN BEAR | **TOTAL UNIT** | 76 | 44 | 28 | 4 | 5 | 3 |
| CARIBOU | **TOTAL UNIT** | 0 | 0 | 0 | 0 | | 2 |
| COYOTE | **TOTAL UNIT** | 8 | 0 | 0 | 8 | | n/a |
| FOX | **TOTAL UNIT** | 5 | 0 | 0 | 5 | | n/a |
| LYNX | **TOTAL UNIT** | 3 | 0 | 0 | 3 | | n/a |
| MARTEN | **TOTAL UNIT** | 130 | 34 | 11 | 85 | | n/a |
| MINK | **TOTAL UNIT** | 5 | 0 | 0 | 5 | | n/a |
| MOOSE | **TOTAL UNIT** | 377 | 370 | 2 | 5 | 1 | 9 |
| OTTER | **TOTAL UNIT** | 14 | 4 | 2 | 8 | | n/a |
| SHEEP | **TOTAL UNIT** | 15 | 15 | 0 | 0 | | 0 |
| WOLF | **TOTAL UNIT** | 8 | 3 | 2 | 3 | | n/a |
| WOLVERINE | **TOTAL UNIT** | 13 | 10 | 3 | 0 | | n/a |

# 1992-93 HARVEST INFORMATION BY UNIT/SUBUNIT: UNIT 17

| SPECIES | TYPE | HUNT | TOTAL HARVEST | SEX MALE | SEX FEMALE | SEX UNKNOWN | DLP | UNREPORTED ILLEGAL | AVERAGE HORN LGTH./ ANTLER WIDTH | COMMENTS |
|---|---|---|---|---|---|---|---|---|---|---|
| **Unit/Subunit 17A** | | | | | | | | | | |
| BEAVER | Trapping | | 98 | 0 | 0 | 98 | | n/a | | |
| BLACK BEAR | General Season | | n/a | n/a | n/a | n/a | | n/a | | No sealing required in GMU 17 |
| BROWN BEAR | General Season | | 4 | 1 | 3 | 0 | | 0 | | |
| BROWN BEAR | Registration | WBB | n/a | n/a | n/a | n/a | | n/a | | WBB = Western Brown Bear subsistence hunt. |
| BROWN BEAR | **TOTAL SUBUNIT** | | 4 | 1 | 3 | 0 | | 0 | | |
| COYOTE | Hunting/Trapping | | n/a | n/a | n/a | n/a | | n/a | | |
| FOX | Hunting/Trapping | | n/a | n/a | n/a | n/a | | n/a | | |
| LYNX | Hunting/Trapping | | 0 | 0 | 0 | 0 | | n/a | | |
| MARTEN | Trapping | | n/a | n/a | n/a | n/a | | n/a | | |
| MINK | Trapping | | n/a | n/a | n/a | n/a | | n/a | | |
| MOOSE | General Season | | 1 | 1 | 0 | 0 | | 0 | 34.00 | |
| OTTER | Trapping | | 3 | 1 | 1 | 1 | | n/a | | |
| SHEEP | General Season | | 0 | 0 | 0 | 0 | | 0 | 0.00 | |
| WOLF | Hunting/Trapping | | 0 | 0 | 0 | 0 | | n/a | | |
| WOLVERINE | Hunting/Trapping | | 3 | 2 | 1 | 0 | | n/a | | |
| **Unit/Subunit 17B** | | | | | | | | | | |
| BEAVER | Trapping | | 115 | 0 | 0 | 115 | | n/a | | |
| BLACK BEAR | General Season | | 1 | 1 | 0 | 0 | | n/a | | No sealing required in GMU 17 |
| BROWN BEAR | DLP | | 0 | 0 | 0 | 0 | 1 | 0 | | |
| BROWN BEAR | General Season | | 28 | 21 | 7 | 0 | | 0 | | |
| BROWN BEAR | Registration | WBB | n/a | n/a | n/a | n/a | | n/a | | WBB = Western Brown Bear subsistence hunt. |
| BROWN BEAR | **TOTAL SUBUNIT** | | 28 | 21 | 7 | 0 | 1 | 0 | | |
| CARIBOU | General Season | | n/a | n/a | n/a | n/a | | n/a | | See Mulchatna Herd summary |
| COYOTE | Hunting/Trapping | | n/a | n/a | n/a | n/a | | n/a | | |
| FOX | Hunting/Trapping | | n/a | n/a | n/a | n/a | | n/a | | |
| LYNX | Hunting/Trapping | | 14 | 0 | 0 | 14 | | n/a | | |
| MARTEN | Trapping | | n/a | n/a | n/a | n/a | | n/a | | |
| MINK | Trapping | | n/a | n/a | n/a | n/a | | n/a | | |
| MOOSE | General Season | | 152 | 152 | 0 | 0 | | 0 | 51.11 | |
| MOOSE | Registration | R0983 | 8 | 8 | 0 | 0 | | 0 | 48.07 | |
| MOOSE | **TOTAL SUBUNIT** | | 160 | 160 | 0 | 0 | | 0 | | |
| OTTER | Trapping | | 9 | 4 | 4 | 1 | | n/a | | |
| SHEEP | General Season | | 0 | 0 | 0 | 0 | | 0 | 0.00 | |
| WOLF | Hunting/Trapping | | 14 | 9 | 3 | 2 | | n/a | | |
| WOLVERINE | Hunting/Trapping | | 5 | 4 | 1 | 0 | | n/a | | |
| **Unit/Subunit 17C** | | | | | | | | | | |
| BEAVER | Trapping | | 242 | 0 | 0 | 242 | | n/a | | |
| BLACK BEAR | General Season | | n/a | n/a | n/a | n/a | | n/a | | No sealing required in GMU 17 |
| BROWN BEAR | DLP | | 0 | 0 | 0 | 0 | 2 | 0 | | |
| BROWN BEAR | General Season | | 17 | 13 | 4 | 0 | | 0 | | |
| BROWN BEAR | **TOTAL SUBUNIT** | | 17 | 13 | 4 | 0 | 2 | 0 | | |

# 1992-93 HARVEST INFORMATION BY UNIT/SUBUNIT: UNIT 17

| SPECIES | TYPE | HUNT | TOTAL HARVEST | SEX MALE | SEX FEMALE | SEX UNKNOWN | DLP | UNREPORTED ILLEGAL | AVERAGE HORN LGTH./ ANTLER WIDTH | COMMENTS |
|---|---|---|---|---|---|---|---|---|---|---|
| **Unit/Subunit 17C** | | | | | | | | | | |
| CARIBOU | General Season | | n/a | n/a | n/a | n/a | | n/a | | See Mulchatna Herd summary |
| COYOTE | Hunting/Trapping | | n/a | n/a | n/a | n/a | | n/a | | |
| FOX | Hunting/Trapping | | n/a | n/a | n/a | n/a | | n/a | | |
| LYNX | Hunting/Trapping | | 1 | 0 | 0 | 1 | | n/a | | |
| MARTEN | Trapping | | n/a | n/a | n/a | n/a | | n/a | | |
| MINK | Trapping | | n/a | n/a | n/a | n/a | | n/a | | |
| MOOSE | General Season | | 56 | 56 | 0 | 0 | | 0 | 41.69 | |
| MOOSE | Registration | R0983 | 34 | 31 | 0 | 3 | | 0 | 39.52 | |
| MOOSE | **TOTAL SUBUNIT** | | 90 | 87 | 0 | 3 | | 0 | | |
| OTTER | Trapping | | 71 | 33 | 31 | 7 | | n/a | | |
| SHEEP | General Season | | 0 | 0 | 0 | 0 | | 0 | 0.00 | |
| WOLF | Hunting/Trapping | | 5 | 3 | 2 | 0 | | n/a | | |
| WOLVERINE | Hunting/Trapping | | 2 | 2 | 0 | 0 | | n/a | | |
| **Unit/Subunit 17Z** | | | | | | | | | | |
| MOOSE | General Season | | 3 | 3 | 0 | 0 | | 0 | 36.67 | |
| MOOSE | Registration | R0983 | 8 | 8 | 0 | 0 | | 0 | 43.44 | |
| MOOSE | **TOTAL SUBUNIT** | | 11 | 11 | 0 | 0 | | 0 | | |

# *1992-93 HARVEST INFORMATION BY UNIT/SUBUNIT: UNIT 17*

| SPECIES | TYPE | TOTAL HARVEST | SEX | | | UNREPORTED | |
|---|---|---|---|---|---|---|---|
| | | | MALE | FEMALE | UNKNOWN | DLP | ILLEGAL |
| **UNIT 17 TOTALS FOR SPECIES AND HUNT TYPE** | | | | | | | |
| BEAVER | Trapping | 455 | 0 | 0 | 455 | | n/a |
| BLACK BEAR | General Season | 1 | 1 | 0 | 0 | | n/a |
| BROWN BEAR | DLP | 0 | 0 | 0 | 0 | 3 | 0 |
| BROWN BEAR | General Season | 49 | 35 | 14 | 0 | | 0 |
| BROWN BEAR | Registration | n/a | n/a | n/a | n/a | | n/a |
| CARIBOU | General Season | n/a | n/a | n/a | n/a | | n/a |
| COYOTE | Hunting/Trapping | n/a | n/a | n/a | n/a | | n/a |
| FOX | Hunting/Trapping | n/a | n/a | n/a | n/a | | n/a |
| LYNX | Hunting/Trapping | 15 | 0 | 0 | 15 | | n/a |
| MARTEN | Trapping | n/a | n/a | n/a | n/a | | n/a |
| MINK | Trapping | n/a | n/a | n/a | n/a | | n/a |
| MOOSE | General Season | 212 | 212 | 0 | 0 | | 0 |
| MOOSE | Registration | 50 | 47 | 0 | 3 | | 0 |
| OTTER | Trapping | 83 | 38 | 36 | 9 | | n/a |
| SHEEP | General Season | 0 | 0 | 0 | 0 | | 0 |
| WOLF | Hunting/Trapping | 19 | 12 | 5 | 2 | | n/a |
| WOLVERINE | Hunting/Trapping | 10 | 8 | 2 | 0 | | n/a |
| **UNIT 17 TOTALS** | | | | | | | |
| BEAVER | **TOTAL UNIT** | 455 | 0 | 0 | 455 | | n/a |
| BLACK BEAR | **TOTAL UNIT** | 1 | 1 | 0 | 0 | 0 | n/a |
| BROWN BEAR | **TOTAL UNIT** | 49 | 35 | 14 | 0 | 3 | 0 |
| CARIBOU | **TOTAL UNIT** | n/a | n/a | n/a | n/a | | n/a |
| COYOTE | **TOTAL UNIT** | n/a | n/a | n/a | n/a | | n/a |
| FOX | **TOTAL UNIT** | n/a | n/a | n/a | n/a | | n/a |
| LYNX | **TOTAL UNIT** | 15 | 0 | 0 | 15 | | n/a |
| MARTEN | **TOTAL UNIT** | n/a | n/a | n/a | n/a | | n/a |
| MINK | **TOTAL UNIT** | n/a | n/a | n/a | n/a | | n/a |
| MOOSE | **TOTAL UNIT** | 262 | 259 | 0 | 3 | | 0 |
| OTTER | **TOTAL UNIT** | 83 | 38 | 36 | 9 | | n/a |
| SHEEP | **TOTAL UNIT** | 0 | 0 | 0 | 0 | | 0 |
| WOLF | **TOTAL UNIT** | 19 | 12 | 5 | 2 | | n/a |
| WOLVERINE | **TOTAL UNIT** | 10 | 8 | 2 | 0 | | n/a |

# 1992-93 HARVEST INFORMATION BY UNIT/SUBUNIT: UNIT 18

| SPECIES | TYPE | HUNT | TOTAL HARVEST | SEX | | | DLP | UNREPORTED ILLEGAL | AVERAGE HORN LGTH./ ANTLER WIDTH | COMMENTS |
|---|---|---|---|---|---|---|---|---|---|---|
| | | | | MALE | FEMALE | UNKNOWN | | | | |
| **Unit/Subunit 18** | | | | | | | | | | |
| BEAVER | Trapping | | 605 | 0 | 0 | 605 | | 50 | | |
| BLACK BEAR | General Season | | 1 | 1 | 0 | 0 | | 0 | | |
| BROWN BEAR | General Season | | 5 | 1 | 4 | 0 | | 0 | | Zero unreported harvest based on USFWS subsistence harvest survey |
| BROWN BEAR | Registration | WBB | 6 | 6 | 0 | 0 | | n/a | | WBB = Western Brown Bear subsistence hunt. Most of the unsuccessful hunters did not attempt to hunt |
| CARIBOU | General Season | | 0 | 0 | 0 | 0 | | n/a | | See Kilbuck Herd summary |
| CARIBOU | Federal | R0518 | 63 | 63 | 0 | 0 | | 10 | | Most of the unsuccessful hunters did not attempt to hunt. See Kilbuck Herd summary |
| CARIBOU | Registration | R0567 | 24 | 24 | 0 | 0 | | 2 | | Most of the unsuccessful hunters did not attempt to hunt. See Kilbuck Herd summary |
| COYOTE | Hunting/Trapping | | 2 | 2 | n/a | n/a | | n/a | | |
| FOX | Hunting/Trapping | | 205 | 0 | 0 | 205 | | n/a | | |
| LYNX | Hunting/Trapping | | 18 | 0 | 0 | 18 | | n/a | | |
| MARTEN | Trapping | | 72 | 0 | 0 | 72 | | n/a | | |
| MINK | Trapping | | n/a | n/a | n/a | n/a | | n/a | | |
| MOOSE | General Season | | 77 | 77 | 0 | 0 | | 0 | 36.86 | |
| MUSKOX | Drawing | D1001 | 10 | 10 | 0 | 0 | | 0 | | All hunters were successful |
| MUSKOX | Drawing | D1003 | 36 | 36 | 0 | 0 | | 0 | | All hunters were successful |
| MUSKOX | Registration | R1060 | 0 | 0 | 0 | 0 | | 0 | | All 5 permits went unused after being issued |
| MUSKOX | Registration | R1061 | 25 | 0 | 25 | 0 | | 0 | | All hunters were successful |
| MUSKOX | Registration | R1070 | 30 | 30 | 0 | 0 | | 2 | | All hunters were successful |
| OTTER | Trapping | | 346 | 148 | 108 | 90 | | n/a | | |
| WOLF | Hunting/Trapping | | 0 | 0 | 0 | 0 | | n/a | | |
| WOLVERINE | Hunting/Trapping | | 8 | 5 | 1 | 2 | | n/a | | |

# 1992-93 HARVEST INFORMATION BY UNIT/SUBUNIT: UNIT 18

| SPECIES | TYPE | TOTAL HARVEST | SEX | | | UNREPORTED | |
|---|---|---|---|---|---|---|---|
| | | | MALE | FEMALE | UNKNOWN | DLP | ILLEGAL |
| **UNIT 18 TOTALS FOR SPECIES AND HUNT TYPE** | | | | | | | |
| BEAVER | Trapping | 605 | 0 | 0 | 605 | | 50 |
| BLACK BEAR | General Season | 1 | 1 | 0 | 0 | | 0 |
| BROWN BEAR | General Season | 5 | 1 | 4 | 0 | | 0 |
| BROWN BEAR | Registration | 6 | 6 | 0 | 0 | | n/a |
| CARIBOU | Federal | 63 | 63 | 0 | 0 | | 10 |
| CARIBOU | General Season | 0 | 0 | 0 | 0 | | n/a |
| CARIBOU | Registration | 24 | 24 | 0 | 0 | | 2 |
| COYOTE | Hunting/Trapping | 2 | 2 | n/a | n/a | | n/a |
| FOX | Hunting/Trapping | 205 | 0 | 0 | 205 | | n/a |
| LYNX | Hunting/Trapping | 18 | 0 | 0 | 18 | | n/a |
| MARTEN | Trapping | 72 | 0 | 0 | 72 | | n/a |
| MINK | Trapping | n/a | n/a | n/a | n/a | | n/a |
| MOOSE | General Season | 77 | 77 | 0 | 0 | | 0 |
| MUSKOX | Drawing | 46 | 46 | 0 | 0 | | 0 |
| MUSKOX | Registration | 55 | 30 | 25 | 0 | | 2 |
| OTTER | Trapping | 346 | 148 | 108 | 90 | | n/a |
| WOLF | Hunting/Trapping | 0 | 0 | 0 | 0 | | n/a |
| WOLVERINE | Hunting/Trapping | 8 | 5 | 1 | 2 | | n/a |
| **UNIT 18 TOTALS** | | | | | | | |
| BEAVER | **TOTAL UNIT** | 605 | 0 | 0 | 605 | | 50 |
| BLACK BEAR | **TOTAL UNIT** | 1 | 1 | 0 | 0 | 0 | 0 |
| BROWN BEAR | **TOTAL UNIT** | 11 | 7 | 4 | 0 | 0 | 0 |
| CARIBOU | **TOTAL UNIT** | 87 | 87 | 0 | 0 | | 12 |
| COYOTE | **TOTAL UNIT** | 2 | 2 | n/a | n/a | | n/a |
| FOX | **TOTAL UNIT** | 205 | 0 | 0 | 205 | | n/a |
| LYNX | **TOTAL UNIT** | 18 | 0 | 0 | 18 | | n/a |
| MARTEN | **TOTAL UNIT** | 72 | 0 | 0 | 72 | | n/a |
| MINK | **TOTAL UNIT** | n/a | n/a | n/a | n/a | | n/a |
| MOOSE | **TOTAL UNIT** | 77 | 77 | 0 | 0 | | 0 |
| MUSKOX | **TOTAL UNIT** | 101 | 76 | 25 | 0 | | 2 |
| OTTER | **TOTAL UNIT** | 346 | 148 | 108 | 90 | | n/a |
| WOLF | **TOTAL UNIT** | 0 | 0 | 0 | 0 | | n/a |
| WOLVERINE | **TOTAL UNIT** | 8 | 5 | 1 | 2 | | n/a |

# 1992-93 HARVEST INFORMATION BY UNIT/SUBUNIT: UNIT 19

| SPECIES | TYPE | HUNT | TOTAL HARVEST | SEX | | | DLP | UNREPORTED ILLEGAL | AVERAGE HORN LGTH./ ANTLER WIDTH | COMMENTS |
|---|---|---|---|---|---|---|---|---|---|---|
| | | | | MALE | FEMALE | UNKNOWN | | | | |
| **Unit/Subunit 19A** | | | | | | | | | | |
| BEAVER | Trapping | | 82 | 0 | 0 | 82 | | n/a | | |
| BISON | Drawing | D0451 | 0 | 0 | 0 | 0 | | 0 | | |
| BISON | Drawing | D0452 | 0 | 0 | 0 | 0 | | 0 | | |
| BISON | **TOTAL SUBUNIT** | | 0 | 0 | 0 | 0 | | 0 | | |
| BLACK BEAR | General Season | | 1 | 1 | 0 | 0 | | n/a | | No sealing required in GMU 19 |
| BROWN BEAR | DLP | | 0 | 0 | 0 | 0 | 2 | 0 | | |
| BROWN BEAR | General Season | | 9 | 6 | 2 | 1 | | 0 | | |
| BROWN BEAR | Registration | WBB | 0 | 0 | 0 | 0 | | 0 | | WBB = Western Brown Bear subsistence hunt. |
| BROWN BEAR | **TOTAL SUBUNIT** | | 9 | 6 | 2 | 1 | 2 | 0 | | |
| CARIBOU | General Season | | 51 | 41 | 10 | 0 | | n/a | | See Beaver Mtns, Sunshine Mtns, and Mulchatna Herd summaries |
| COYOTE | Hunting/Trapping | | n/a | n/a | n/a | n/a | | n/a | | |
| FOX | Hunting/Trapping | | n/a | n/a | n/a | n/a | | n/a | | |
| LYNX | Hunting/Trapping | | 13 | 0 | 0 | 13 | | n/a | | |
| MARTEN | Trapping | | n/a | n/a | n/a | n/a | | n/a | | |
| MINK | Trapping | | n/a | n/a | n/a | n/a | | n/a | | |
| MOOSE | General Season | | 175 | 152 | 22 | 1 | | 0 | 39.12 | |
| MOOSE | Tier II | T0984 | n/a | n/a | n/a | n/a | | n/a | 0.00 | Lime Village subsistence hunt. No reports returned. |
| MOOSE | **TOTAL SUBUNIT** | | 175 | 152 | 22 | 1 | | n/a | | |
| OTTER | Trapping | | 10 | 5 | 4 | 1 | | n/a | | |
| SHEEP | General Season | | 0 | 0 | 0 | 0 | | 0 | 0.00 | |
| WOLF | Hunting/Trapping | | 13 | 6 | 4 | 3 | | n/a | | |
| WOLVERINE | Hunting/Trapping | | 3 | 3 | 0 | 0 | | n/a | | |
| **Unit/Subunit 19B** | | | | | | | | | | |
| BEAVER | Trapping | | 8 | 0 | 0 | 8 | | n/a | | |
| BISON | Drawing | D0451 | 0 | 0 | 0 | 0 | | 0 | | |
| BISON | Drawing | D0452 | 0 | 0 | 0 | 0 | | 0 | | |
| BISON | **TOTAL SUBUNIT** | | 0 | 0 | 0 | 0 | | 0 | | |
| BLACK BEAR | General Season | | 1 | 0 | 1 | 0 | | n/a | | No sealing required in GMU 19 |
| BROWN BEAR | General Season | | 28 | 14 | 13 | 1 | | 0 | | |
| BROWN BEAR | Registration | WBB | 0 | 0 | 0 | 0 | | 0 | | WBB = Western Brown Bear subsistence hunt. |
| BROWN BEAR | **TOTAL SUBUNIT** | | 28 | 14 | 13 | 1 | | 0 | | |
| CARIBOU | General Season | | 340 | 304 | 33 | 3 | | n/a | | See Rainy Pass and Mulchatna Herd summaries |
| COYOTE | Hunting/Trapping | | n/a | n/a | n/a | n/a | | n/a | | |
| FOX | Hunting/Trapping | | n/a | n/a | n/a | n/a | | n/a | | |
| LYNX | Hunting/Trapping | | 1 | 0 | 0 | 1 | | n/a | | |
| MARTEN | Trapping | | n/a | n/a | n/a | n/a | | n/a | | |
| MINK | Trapping | | n/a | n/a | n/a | n/a | | n/a | | |
| MOOSE | General Season | | 134 | 134 | 0 | 0 | | 0 | 49.26 | |
| OTTER | Trapping | | 12 | 3 | 4 | 5 | | n/a | | |
| SHEEP | General Season | | 3 | 3 | 0 | 0 | | 0 | 38.67 | |
| WOLF | Hunting/Trapping | | 5 | 1 | 4 | 0 | | n/a | | |
| WOLVERINE | Hunting/Trapping | | 15 | 7 | 7 | 1 | | n/a | | |

# 1992-93 HARVEST INFORMATION BY UNIT/SUBUNIT: UNIT 19

| SPECIES | TYPE | HUNT | TOTAL HARVEST | SEX MALE | SEX FEMALE | SEX UNKNOWN | DLP | UNREPORTED ILLEGAL | AVERAGE HORN LGTH./ ANTLER WIDTH | COMMENTS |
|---|---|---|---|---|---|---|---|---|---|---|
| **Unit/Subunit 19C** | | | | | | | | | | |
| BEAVER | Trapping | | 11 | 0 | 0 | 11 | | n/a | | |
| BISON | Drawing | D0451 | 4 | 3 | 1 | 0 | | 0 | | |
| BISON | Drawing | D0452 | 9 | 6 | 3 | 0 | | 0 | | |
| BISON | **TOTAL SUBUNIT** | | 13 | 9 | 4 | 0 | | 0 | | |
| BLACK BEAR | General Season | | 4 | 4 | 0 | 0 | | n/a | | No sealing required in GMU 19 |
| BROWN BEAR | General Season | | 15 | 11 | 4 | 0 | | 0 | | |
| CARIBOU | General Season | | 116 | 101 | 15 | 0 | | n/a | | See Big River, Rainy Pass, and Tonzona Herd summaries |
| COYOTE | Hunting/Trapping | | n/a | n/a | n/a | n/a | | n/a | | |
| FOX | Hunting/Trapping | | n/a | n/a | n/a | n/a | | n/a | | |
| LYNX | Hunting/Trapping | | 12 | 0 | 0 | 12 | | n/a | | |
| MARTEN | Trapping | | n/a | n/a | n/a | n/a | | n/a | | |
| MINK | Trapping | | n/a | n/a | n/a | n/a | | n/a | | |
| MOOSE | General Season | | 86 | 86 | 0 | 0 | | 0 | 48.74 | |
| OTTER | Trapping | | 1 | 1 | 0 | 0 | | n/a | | |
| SHEEP | General Season | | 106 | 106 | 0 | 0 | | 0 | 35.16 | |
| WOLF | Hunting/Trapping | | 10 | 7 | 3 | 0 | | n/a | | |
| WOLVERINE | Hunting/Trapping | | 16 | 10 | 6 | 0 | | n/a | | |
| **Unit/Subunit 19D** | | | | | | | | | | |
| BEAVER | Trapping | | 27 | 0 | 0 | 27 | | n/a | | |
| BISON | Drawing | D0451 | 1 | 1 | 0 | 0 | | 0 | | |
| BISON | Drawing | D0452 | 0 | 0 | 0 | 0 | | 0 | | |
| BISON | **TOTAL SUBUNIT** | | 1 | 1 | 0 | 0 | | 0 | | |
| BLACK BEAR | General Season | | 1 | 1 | 0 | 0 | | n/a | | No sealing required in GMU 19 |
| BROWN BEAR | General Season | | 4 | 4 | 0 | 0 | | 0 | | |
| CARIBOU | General Season | | 19 | 18 | 1 | 0 | | n/a | | See Beaver Mtns and Sunshine Mtns Herd summaries |
| COYOTE | Hunting/Trapping | | n/a | n/a | n/a | n/a | | n/a | | |
| FOX | Hunting/Trapping | | n/a | n/a | n/a | n/a | | n/a | | |
| LYNX | Hunting/Trapping | | 6 | 0 | 0 | 6 | | n/a | | |
| MARTEN | Trapping | | n/a | n/a | n/a | n/a | | n/a | | |
| MINK | Trapping | | n/a | n/a | n/a | n/a | | n/a | | |
| MOOSE | General Season | | 108 | 106 | 0 | 2 | | 0 | 40.28 | |
| OTTER | Trapping | | 4 | 1 | 2 | 1 | | n/a | | |
| SHEEP | General Season | | 0 | 0 | 0 | 0 | | 0 | 0.00 | |
| WOLF | Hunting/Trapping | | 3 | 2 | 1 | 0 | | n/a | | |
| WOLVERINE | Hunting/Trapping | | 7 | 5 | 1 | 1 | | n/a | | |
| **Unit/Subunit 19Z** | | | | | | | | | | |
| BISON | Drawing | D0451 | 0 | 0 | 0 | 0 | | 0 | | |
| MOOSE | General Season | | 8 | 8 | 0 | 0 | | 0 | 58.25 | |
| SHEEP | General Season | | 1 | 1 | 0 | 0 | | 0 | 33.00 | |
| WOLF | Hunting/Trapping | | 2 | 0 | 0 | 2 | | n/a | | |
| WOLVERINE | Hunting/Trapping | | 1 | 0 | 0 | 1 | | n/a | | |

# 1992-93 HARVEST INFORMATION BY UNIT/SUBUNIT: UNIT 19

| SPECIES | TYPE | TOTAL HARVEST | SEX MALE | SEX FEMALE | SEX UNKNOWN | UNREPORTED DLP | UNREPORTED ILLEGAL |
|---|---|---|---|---|---|---|---|
| **UNIT 19 TOTALS FOR SPECIES AND HUNT TYPE** | | | | | | | |
| BEAVER | Trapping | 128 | 0 | 0 | 128 | | n/a |
| BISON | Drawing | 14 | 10 | 4 | 0 | | 0 |
| BLACK BEAR | General Season | 7 | 6 | 1 | 0 | | n/a |
| BROWN BEAR | DLP | 0 | 0 | 0 | 0 | 2 | 0 |
| BROWN BEAR | General Season | 56 | 35 | 19 | 2 | | 0 |
| BROWN BEAR | Registration | 0 | 0 | 0 | 0 | | 0 |
| CARIBOU | General Season | 526 | 464 | 59 | 3 | | n/a |
| COYOTE | Hunting/Trapping | n/a | n/a | n/a | n/a | | n/a |
| FOX | Hunting/Trapping | n/a | n/a | n/a | n/a | | n/a |
| LYNX | Hunting/Trapping | 32 | 0 | 0 | 32 | | n/a |
| MARTEN | Trapping | n/a | n/a | n/a | n/a | | n/a |
| MINK | Trapping | n/a | n/a | n/a | n/a | | n/a |
| MOOSE | General Season | 511 | 486 | 22 | 3 | | 0 |
| MOOSE | Tier II | n/a | n/a | n/a | n/a | | n/a |
| OTTER | Trapping | 27 | 10 | 10 | 7 | | n/a |
| SHEEP | General Season | 110 | 110 | 0 | 0 | | 0 |
| WOLF | Hunting/Trapping | 33 | 16 | 12 | 5 | | n/a |
| WOLVERINE | Hunting/Trapping | 42 | 25 | 14 | 3 | | n/a |
| **UNIT 19 TOTALS** | | | | | | | |
| BEAVER | **TOTAL UNIT** | 128 | 0 | 0 | 128 | | n/a |
| BISON | **TOTAL UNIT** | 14 | 10 | 4 | 0 | | 0 |
| BLACK BEAR | **TOTAL UNIT** | 7 | 6 | 1 | 0 | 0 | n/a |
| BROWN BEAR | **TOTAL UNIT** | 56 | 35 | 19 | 2 | 2 | 0 |
| CARIBOU | **TOTAL UNIT** | 526 | 464 | 59 | 3 | | n/a |
| COYOTE | **TOTAL UNIT** | n/a | n/a | n/a | n/a | | n/a |
| FOX | **TOTAL UNIT** | n/a | n/a | n/a | n/a | | n/a |
| LYNX | **TOTAL UNIT** | 32 | 0 | 0 | 32 | | n/a |
| MARTEN | **TOTAL UNIT** | n/a | n/a | n/a | n/a | | n/a |
| MINK | **TOTAL UNIT** | n/a | n/a | n/a | n/a | | n/a |
| MOOSE | **TOTAL UNIT** | 511 | 486 | 22 | 3 | | 0 |
| OTTER | **TOTAL UNIT** | 27 | 10 | 10 | 7 | | n/a |
| SHEEP | **TOTAL UNIT** | 110 | 110 | 0 | 0 | | 0 |
| WOLF | **TOTAL UNIT** | 33 | 16 | 12 | 5 | | n/a |
| WOLVERINE | **TOTAL UNIT** | 42 | 25 | 14 | 3 | | n/a |

# 1992-93 HARVEST INFORMATION BY UNIT/SUBUNIT: UNIT 20

| SPECIES | TYPE | HUNT | TOTAL HARVEST | SEX | | | UNREPORTED | | AVERAGE HORN LGTH./ ANTLER WIDTH | COMMENTS |
|---|---|---|---|---|---|---|---|---|---|---|
| | | | | MALE | FEMALE | UNKNOWN | DLP | ILLEGAL | | |
| **Unit/Subunit 20A** | | | | | | | | | | |
| BEAVER | Trapping | | 68 | 0 | 0 | 68 | | n/a | | |
| BLACK BEAR | DLP | | 0 | 0 | 0 | 0 | 4 | 0 | | |
| BLACK BEAR | General Season | | 60 | 36 | 24 | 0 | | 0 | | |
| BLACK BEAR | **TOTAL SUBUNIT** | | 60 | 36 | 24 | 0 | 4 | 0 | | |
| BROWN BEAR | DLP | | 0 | 0 | 0 | 0 | 1 | 0 | | |
| BROWN BEAR | General Season | | 25 | 11 | 14 | 0 | | 0 | | |
| BROWN BEAR | **TOTAL SUBUNIT** | | 25 | 11 | 14 | 0 | 1 | 0 | | |
| CARIBOU | General Season | | n/a | n/a | n/a | n/a | | n/a | | See Delta Herd summary (contains Yanert Herd data also) |
| COYOTE | Hunting/Trapping | | n/a | n/a | n/a | n/a | | n/a | | |
| FOX | Hunting/Trapping | | n/a | n/a | n/a | n/a | | n/a | | |
| LYNX | Hunting/Trapping | | 78 | 0 | 0 | 78 | | n/a | | |
| MARTEN | Trapping | | n/a | n/a | n/a | n/a | | n/a | | |
| MINK | Trapping | | n/a | n/a | n/a | n/a | | n/a | | |
| MOOSE | General Season | | 246 | 246 | 0 | 0 | | 0 | 40.96 | |
| OTTER | Trapping | | 6 | 5 | 0 | 1 | | n/a | | |
| SHEEP | General Season | | 62 | 59 | 0 | 3 | | 0 | 33.52 | |
| WOLF | Hunting/Trapping | | 56 | 29 | 25 | 2 | | n/a | | |
| WOLVERINE | Hunting/Trapping | | 7 | 5 | 2 | 0 | | n/a | | |
| **Unit/Subunit 20B** | | | | | | | | | | |
| BEAVER | Trapping | | 291 | 0 | 0 | 291 | | n/a | | |
| BLACK BEAR | DLP | | 0 | 0 | 0 | 0 | 1 | 0 | | |
| BLACK BEAR | General Season | | 156 | 98 | 58 | 0 | | 0 | | |
| BLACK BEAR | **TOTAL SUBUNIT** | | 156 | 98 | 58 | 0 | 1 | 0 | | |
| BROWN BEAR | DLP | | 0 | 0 | 0 | 0 | 2 | 0 | | |
| BROWN BEAR | General Season | | 10 | 7 | 3 | 0 | | 0 | | |
| BROWN BEAR | **TOTAL SUBUNIT** | | 10 | 7 | 3 | 0 | 2 | 0 | | |
| CARIBOU | General Season | | n/a | n/a | n/a | n/a | | n/a | | See Fortymile and White Mtns Herd summaries |
| CARIBOU | Drawing | D0577 | 1 | 1 | 0 | 0 | | n/a | | See Fortymile and White Mtns Herd summaries |
| CARIBOU | Drawing | D0578 | 0 | 0 | 0 | 0 | | n/a | | See Fortymile and White Mtns Herd summaries |
| CARIBOU | **TOTAL SUBUNIT** | | 1 | 1 | 0 | 0 | | n/a | | |
| COYOTE | Hunting/Trapping | | n/a | n/a | n/a | n/a | | n/a | | |
| FOX | Hunting/Trapping | | n/a | n/a | n/a | n/a | | n/a | | |
| LYNX | Hunting/Trapping | | 94 | 0 | 0 | 94 | | n/a | | |
| MARTEN | Trapping | | n/a | n/a | n/a | n/a | | n/a | | |
| MINK | Trapping | | n/a | n/a | n/a | n/a | | n/a | | |
| MOOSE | General Season | | 277 | 273 | 2 | 2 | | 0 | 34.85 | |
| MOOSE | Federal | R0980 | 4 | 4 | 0 | 0 | | 0 | 30.00 | |
| MOOSE | Tier II | T0985 | 42 | 41 | 0 | 1 | | 0 | 41.52 | |
| MOOSE | Registration | R0986 | 23 | 23 | 0 | 0 | | 0 | 21.16 | |
| MOOSE | **TOTAL SUBUNIT** | | 346 | 341 | 2 | 3 | | 0 | | |
| OTTER | Trapping | | 14 | 6 | 8 | 0 | | n/a | | |

# 1992-93 HARVEST INFORMATION BY UNIT/SUBUNIT: UNIT 20

| SPECIES | TYPE | HUNT | TOTAL HARVEST | SEX | | | DLP | UNREPORTED ILLEGAL | AVERAGE HORN LGTH./ ANTLER WIDTH | COMMENTS |
|---|---|---|---|---|---|---|---|---|---|---|
| | | | | MALE | FEMALE | UNKNOWN | | | | |
| **Unit/Subunit 20B** | | | | | | | | | | |
| SHEEP | General Season | | 1 | 1 | 0 | 0 | | 0 | n/a | |
| WOLF | Hunting/Trapping | | 47 | 27 | 17 | 3 | | n/a | | |
| WOLVERINE | Hunting/Trapping | | 5 | 4 | 1 | 0 | | n/a | | |
| **Unit/Subunit 20C** | | | | | | | | | | |
| BEAVER | Trapping | | 76 | 0 | 0 | 76 | | n/a | | |
| BLACK BEAR | General Season | | 21 | 18 | 3 | 0 | | 0 | | |
| BROWN BEAR | DLP | | 0 | 0 | 0 | 0 | 1 | 0 | | |
| BROWN BEAR | General Season | | 2 | 2 | 0 | 0 | | 0 | | |
| BROWN BEAR | **TOTAL SUBUNIT** | | 2 | 2 | 0 | 0 | 1 | 0 | | |
| COYOTE | Hunting/Trapping | | n/a | n/a | n/a | n/a | | n/a | | |
| FOX | Hunting/Trapping | | n/a | n/a | n/a | n/a | | n/a | | |
| LYNX | Hunting/Trapping | | 53 | 0 | 0 | 53 | | n/a | | |
| MARTEN | Trapping | | n/a | n/a | n/a | n/a | | n/a | | |
| MINK | Trapping | | n/a | n/a | n/a | n/a | | n/a | | |
| MOOSE | General Season | | 66 | 66 | 0 | 0 | | 0 | 42.35 | |
| OTTER | Trapping | | 3 | 0 | 1 | 2 | | n/a | | |
| SHEEP | General Season | | 0 | 0 | 0 | 0 | | 0 | 0.00 | |
| WOLF | Hunting/Trapping | | 15 | 11 | 3 | 1 | | n/a | | |
| WOLVERINE | Hunting/Trapping | | 2 | 2 | 0 | 0 | | n/a | | |
| **Unit/Subunit 20D** | | | | | | | | | | |
| BEAVER | Trapping | | 6 | 0 | 0 | 6 | | n/a | | |
| BISON | Drawing | D0403 | 76 | 62 | 13 | 1 | | 0 | | |
| BISON | Drawing | D0404 | 20 | 0 | 20 | 0 | | 0 | | |
| BISON | **TOTAL SUBUNIT** | | 96 | 62 | 33 | 1 | | 0 | | |
| BLACK BEAR | DLP | | 0 | 0 | 0 | 0 | 2 | 0 | | |
| BLACK BEAR | General Season | | 19 | 13 | 5 | 1 | | 0 | | |
| BLACK BEAR | **TOTAL SUBUNIT** | | 19 | 13 | 5 | 1 | 2 | 0 | | |
| BROWN BEAR | DLP | | 0 | 0 | 0 | 0 | 1 | 0 | | |
| BROWN BEAR | General Season | | 10 | 7 | 3 | 0 | | 0 | | |
| BROWN BEAR | **TOTAL SUBUNIT** | | 10 | 7 | 3 | 0 | 1 | 0 | | |
| COYOTE | Hunting/Trapping | | n/a | n/a | n/a | n/a | | n/a | | |
| FOX | Hunting/Trapping | | n/a | n/a | n/a | n/a | | n/a | | |
| LYNX | Hunting/Trapping | | 96 | 0 | 0 | 96 | | n/a | | |
| MARTEN | Trapping | | 0 | 0 | 0 | 0 | | n/a | | |
| MINK | Trapping | | n/a | n/a | n/a | n/a | | n/a | | |
| MOOSE | General Season | | 143 | 142 | 0 | 1 | | 0 | 32.79 | |
| MOOSE | Tier II | T0987 | 1 | 1 | 0 | 0 | | 0 | n/a | |
| MOOSE | **TOTAL SUBUNIT** | | 144 | 143 | 0 | 1 | | 0 | | |
| OTTER | Trapping | | 0 | 0 | 0 | 0 | | n/a | | |
| SHEEP | Drawing | D1102 | 12 | 12 | 0 | 0 | | 0 | 37.57 | |
| SHEEP | Drawing | D1103 | 19 | 19 | 0 | 0 | | 0 | 35.97 | |
| SHEEP | Drawing | D1104 | 21 | 21 | 0 | 0 | | 0 | 35.83 | |
| SHEEP | Drawing | D1106 | 0 | 0 | 0 | 0 | | 0 | 0.00 | |
| SHEEP | **TOTAL SUBUNIT** | | 52 | 52 | 0 | 0 | | 0 | | |
| WOLF | Hunting/Trapping | | 20 | 7 | 10 | 3 | | n/a | | |
| WOLVERINE | Hunting/Trapping | | 6 | 3 | 3 | 0 | | n/a | | |

# 1992-93 HARVEST INFORMATION BY UNIT/SUBUNIT: UNIT 20

| SPECIES | TYPE | HUNT | TOTAL HARVEST | SEX MALE | SEX FEMALE | SEX UNKNOWN | DLP | UNREPORTED ILLEGAL | AVERAGE HORN LGTH./ ANTLER WIDTH | COMMENTS |
|---|---|---|---|---|---|---|---|---|---|---|
| **Unit/Subunit 20E** | | | | | | | | | | |
| BEAVER | Trapping | | 6 | 0 | 0 | 6 | | n/a | | |
| BLACK BEAR | DLP | | 0 | 0 | 0 | 0 | 1 | 0 | | |
| BLACK BEAR | General Season | | 18 | 14 | 4 | 0 | | 0 | | |
| BLACK BEAR | **TOTAL SUBUNIT** | | 18 | 14 | 4 | 0 | 1 | 0 | | |
| BROWN BEAR | DLP | | 0 | 0 | 0 | 0 | 1 | 0 | | |
| BROWN BEAR | General Season | | 14 | 9 | 4 | 1 | | 0 | | |
| BROWN BEAR | **TOTAL SUBUNIT** | | 14 | 9 | 4 | 1 | 1 | 0 | | |
| CARIBOU | General Season | | n/a | n/a | n/a | n/a | | n/a | | See Fortymile Herd summary |
| CARIBOU | Federal | R0520 | 15 | 3 | 12 | 0 | | 2 | | See Fortymile Herd summary |
| CARIBOU | Federal | R0575 | 56 | 56 | 0 | 0 | | 2 | | See Fortymile Herd summary |
| CARIBOU | Registration | R0575 | 266 | 262 | 0 | 4 | | 0 | | See Fortymile Herd summary |
| CARIBOU | **TOTAL HUNT** | 0575 | 322 | 318 | 0 | 4 | | 2 | | |
| CARIBOU | **TOTAL SUBUNIT** | | 337 | 321 | 12 | 4 | | 4 | | |
| COYOTE | Hunting/Trapping | | n/a | n/a | n/a | n/a | | n/a | | |
| FOX | Hunting/Trapping | | n/a | n/a | n/a | n/a | | n/a | | |
| LYNX | Hunting/Trapping | | 97 | 0 | 0 | 97 | | n/a | | |
| MARTEN | Trapping | | n/a | n/a | n/a | n/a | | n/a | | |
| MINK | Trapping | | n/a | n/a | n/a | n/a | | n/a | | |
| MOOSE | General Season | | 69 | 68 | 0 | 1 | | 0 | 47.52 | |
| OTTER | Trapping | | 0 | 0 | 0 | 0 | | n/a | | |
| SHEEP | General Season | | 1 | 1 | 0 | 0 | | 0 | 33.00 | |
| SHEEP | Drawing | D1106 | 2 | 2 | 0 | 0 | | 0 | 34.50 | |
| SHEEP | Drawing | D1107 | 0 | 0 | 0 | 0 | | 0 | 0.00 | |
| SHEEP | Drawing | D1108 | 0 | 0 | 0 | 0 | | 0 | 0.00 | |
| SHEEP | **TOTAL SUBUNIT** | | 3 | 3 | 0 | 0 | | 0 | | |
| WOLF | Hunting/Trapping | | 57 | 28 | 28 | 1 | | n/a | | |
| WOLVERINE | Hunting/Trapping | | 4 | 2 | 2 | 0 | | n/a | | |
| **Unit/Subunit 20F** | | | | | | | | | | |
| BEAVER | Trapping | | 10 | 0 | 0 | 10 | | n/a | | |
| BLACK BEAR | General Season | | 39 | 24 | 15 | 0 | | 0 | | |
| BROWN BEAR | General Season | | 2 | 2 | 0 | 0 | | 0 | | |
| CARIBOU | General Season | | n/a | n/a | n/a | n/a | | n/a | | See White Mtns Herd summary |
| CARIBOU | Drawing | D0577 | 0 | 0 | 0 | 0 | | n/a | | See White Mtns Herd summary |
| CARIBOU | Drawing | D0578 | 0 | 0 | 0 | 0 | | n/a | | See White Mtns Herd summary |
| CARIBOU | **TOTAL SUBUNIT** | | 0 | 0 | 0 | 0 | | n/a | | |
| COYOTE | Hunting/Trapping | | n/a | n/a | n/a | n/a | | n/a | | |
| FOX | Hunting/Trapping | | n/a | n/a | n/a | n/a | | n/a | | |
| LYNX | Hunting/Trapping | | 25 | 0 | 0 | 25 | | n/a | | |
| MARTEN | Trapping | | n/a | n/a | n/a | n/a | | n/a | | |
| MINK | Trapping | | n/a | n/a | n/a | n/a | | n/a | | |
| MOOSE | General Season | | 27 | 27 | 0 | 0 | | 0 | 39.98 | |
| MOOSE | Federal | R0990 | 0 | 0 | 0 | 0 | | 0 | 0.00 | |
| MOOSE | **TOTAL SUBUNIT** | | 27 | 27 | 0 | 0 | | 0 | | |
| OTTER | Trapping | | 0 | 0 | 0 | 0 | | n/a | | |
| SHEEP | General Season | | 0 | 0 | 0 | 0 | | 0 | 0.00 | |
| WOLF | Hunting/Trapping | | 2 | 0 | 2 | 0 | | n/a | | |
| WOLVERINE | Hunting/Trapping | | 3 | 2 | 1 | 0 | | n/a | | |

# 1992-93 HARVEST INFORMATION BY UNIT/SUBUNIT: UNIT 20

| SPECIES | TYPE | HUNT | TOTAL HARVEST | SEX | | | DLP | UNREPORTED ILLEGAL | AVERAGE HORN LGTH./ ANTLER WIDTH | COMMENTS |
|---|---|---|---|---|---|---|---|---|---|---|
| | | | | MALE | FEMALE | UNKNOWN | | | | |
| **Unit/Subunit 20Z** | | | | | | | | | | |
| MOOSE | General Season | | 10 | 9 | 0 | 1 | | 0 | 43.03 | |
| MOOSE | Federal | R0980 | 0 | 0 | 0 | 0 | | 0 | 0.00 | |
| MOOSE | **TOTAL SUBUNIT** | | 10 | 9 | 0 | 1 | | 0 | | |
| SHEEP | General Season | | 0 | 0 | 0 | 0 | | 0 | 0.00 | |

# 1992-93 HARVEST INFORMATION BY UNIT/SUBUNIT: UNIT 20

| SPECIES | TYPE | TOTAL HARVEST | SEX | | | UNREPORTED | |
|---|---|---|---|---|---|---|---|
| | | | MALE | FEMALE | UNKNOWN | DLP | ILLEGAL |
| **UNIT 20 TOTALS FOR SPECIES AND HUNT TYPE** | | | | | | | |
| BEAVER | Trapping | 457 | 0 | 0 | 457 | | n/a |
| BISON | Drawing | 96 | 62 | 33 | 1 | | 0 |
| BLACK BEAR | DLP | 0 | 0 | 0 | 0 | 8 | 0 |
| BLACK BEAR | General Season | 313 | 203 | 109 | 1 | | 0 |
| BROWN BEAR | DLP | 0 | 0 | 0 | 0 | 6 | 0 |
| BROWN BEAR | General Season | 63 | 38 | 24 | 1 | | 0 |
| CARIBOU | Drawing | 1 | 1 | 0 | 0 | | n/a |
| CARIBOU | Federal | 71 | 59 | 12 | 0 | | 4 |
| CARIBOU | General Season | n/a | n/a | n/a | n/a | | n/a |
| CARIBOU | Registration | 266 | 262 | 0 | 4 | | 0 |
| COYOTE | Hunting/Trapping | n/a | n/a | n/a | n/a | | n/a |
| FOX | Hunting/Trapping | n/a | n/a | n/a | n/a | | n/a |
| LYNX | Hunting/Trapping | 443 | 0 | 0 | 443 | | n/a |
| MARTEN | Trapping | n/a | n/a | n/a | n/a | | n/a |
| MINK | Trapping | n/a | n/a | n/a | n/a | | n/a |
| MOOSE | Federal | 4 | 4 | 0 | 0 | | 0 |
| MOOSE | General Season | 838 | 831 | 2 | 5 | | 0 |
| MOOSE | Registration | 23 | 23 | 0 | 0 | | 0 |
| MOOSE | Tier II | 43 | 42 | 0 | 1 | | 0 |
| OTTER | Trapping | 23 | 11 | 9 | 3 | | n/a |
| SHEEP | Drawing | 54 | 54 | 0 | 0 | | 0 |
| SHEEP | General Season | 64 | 61 | 0 | 3 | | 0 |
| WOLF | Hunting/Trapping | 197 | 102 | 85 | 10 | | n/a |
| WOLVERINE | Hunting/Trapping | 27 | 18 | 9 | 0 | | n/a |
| **UNIT 20 TOTALS** | | | | | | | |
| BEAVER | **TOTAL UNIT** | 457 | 0 | 0 | 457 | | n/a |
| BISON | **TOTAL UNIT** | 96 | 62 | 33 | 1 | | 0 |
| BLACK BEAR | **TOTAL UNIT** | 313 | 203 | 109 | 1 | 8 | 0 |
| BROWN BEAR | **TOTAL UNIT** | 63 | 38 | 24 | 1 | 6 | 0 |
| CARIBOU | **TOTAL UNIT** | 338 | 322 | 12 | 4 | | 4 |
| COYOTE | **TOTAL UNIT** | n/a | n/a | n/a | n/a | | n/a |
| FOX | **TOTAL UNIT** | n/a | n/a | n/a | n/a | | n/a |
| LYNX | **TOTAL UNIT** | 443 | 0 | 0 | 443 | | n/a |
| MARTEN | **TOTAL UNIT** | n/a | n/a | n/a | n/a | | n/a |
| MINK | **TOTAL UNIT** | n/a | n/a | n/a | n/a | | n/a |
| MOOSE | **TOTAL UNIT** | 908 | 900 | 2 | 6 | | 0 |
| OTTER | **TOTAL UNIT** | 23 | 11 | 9 | 3 | | n/a |
| SHEEP | **TOTAL UNIT** | 118 | 115 | 0 | 3 | | 0 |
| WOLF | **TOTAL UNIT** | 197 | 102 | 85 | 10 | | n/a |
| WOLVERINE | **TOTAL UNIT** | 27 | 18 | 9 | 0 | | n/a |

# 1992-93 HARVEST INFORMATION BY UNIT/SUBUNIT: UNIT 21

| SPECIES | TYPE | HUNT | TOTAL HARVEST | SEX MALE | SEX FEMALE | SEX UNKNOWN | DLP | UNREPORTED ILLEGAL | AVERAGE HORN LGTH./ ANTLER WIDTH | COMMENTS |
|---|---|---|---|---|---|---|---|---|---|---|
| **Unit/Subunit 21A** | | | | | | | | | | |
| BEAVER | Trapping | | 110 | 0 | 0 | 110 | | n/a | | |
| BLACK BEAR | General Season | | n/a | n/a | n/a | n/a | | n/a | | No sealing required in GMU 21 |
| BROWN BEAR | General Season | | 2 | 2 | 0 | 0 | | 0 | | |
| CARIBOU | General Season | | 3 | 2 | 1 | 0 | | n/a | | See Beaver Mtns and Sunshine Mtns Herd summaries |
| COYOTE | Hunting/Trapping | | n/a | n/a | n/a | n/a | | n/a | | |
| FOX | Hunting/Trapping | | n/a | n/a | n/a | n/a | | n/a | | |
| LYNX | Hunting/Trapping | | 8 | 0 | 0 | 8 | | n/a | | |
| MARTEN | Trapping | | n/a | n/a | n/a | n/a | | n/a | | |
| MINK | Trapping | | n/a | n/a | n/a | n/a | | n/a | | |
| MOOSE | General Season | | 101 | 101 | 0 | 0 | | 0 | 50.74 | |
| OTTER | Trapping | | 3 | 1 | 1 | 1 | | n/a | | |
| WOLF | Hunting/Trapping | | 8 | 2 | 0 | 6 | | n/a | | |
| WOLVERINE | Hunting/Trapping | | 0 | 0 | 0 | 0 | | n/a | | |
| **Unit/Subunit 21B** | | | | | | | | | | |
| BEAVER | Trapping | | 12 | 0 | 0 | 12 | | n/a | | |
| BLACK BEAR | General Season | | 2 | 1 | 1 | 0 | | 0 | | No sealing required in GMU 21 |
| BROWN BEAR | General Season | | 1 | 0 | 1 | 0 | | 0 | | |
| CARIBOU | General Season | | n/a | n/a | n/a | n/a | | n/a | | See Wolf Mtn and Galena Mtn Herd summaries |
| COYOTE | Hunting/Trapping | | n/a | n/a | n/a | n/a | | n/a | | |
| FOX | Hunting/Trapping | | n/a | n/a | n/a | n/a | | n/a | | |
| LYNX | Hunting/Trapping | | 5 | 0 | 0 | 5 | | n/a | | |
| MARTEN | Trapping | | 0 | 0 | 0 | 0 | | n/a | | |
| MINK | Trapping | | n/a | n/a | n/a | n/a | | n/a | | |
| MOOSE | General Season | | 46 | 46 | 0 | 0 | | 0 | 41.36 | |
| OTTER | Trapping | | 2 | 1 | 0 | 1 | | n/a | | |
| WOLF | Hunting/Trapping | | 1 | 1 | 0 | 0 | | n/a | | |
| WOLVERINE | Hunting/Trapping | | 1 | 0 | 1 | 0 | | n/a | | |
| **Unit/Subunit 21C** | | | | | | | | | | |
| BEAVER | Trapping | | 0 | 0 | 0 | 0 | | n/a | | |
| BLACK BEAR | General Season | | 0 | 0 | 0 | 0 | | 0 | | No sealing required in GMU 21 |
| BROWN BEAR | General Season | | 1 | 1 | 0 | 0 | | 0 | | |
| CARIBOU | General Season | | n/a | n/a | n/a | n/a | | n/a | | See Ray Mtns, Wolf Mtn, Galena Mtn, and W. Arctic Herd summaries |
| COYOTE | Hunting/Trapping | | n/a | n/a | n/a | n/a | | n/a | | |
| FOX | Hunting/Trapping | | n/a | n/a | n/a | n/a | | n/a | | |
| LYNX | Hunting/Trapping | | 0 | 0 | 0 | 0 | | n/a | | |
| MARTEN | Trapping | | 0 | 0 | 0 | 0 | | n/a | | |
| MINK | Trapping | | n/a | n/a | n/a | n/a | | n/a | | |
| MOOSE | General Season | | 9 | 9 | 0 | 0 | | 0 | 51.06 | |
| OTTER | Trapping | | 0 | 0 | 0 | 0 | | n/a | | |
| WOLF | Hunting/Trapping | | 1 | 1 | 0 | 0 | | n/a | | |
| WOLVERINE | Hunting/Trapping | | 0 | 0 | 0 | 0 | | n/a | | |

# 1992-93 HARVEST INFORMATION BY UNIT/SUBUNIT: UNIT 21

| SPECIES | TYPE | HUNT | TOTAL HARVEST | SEX | | | DLP | UNREPORTED ILLEGAL | AVERAGE HORN LGTH./ ANTLER WIDTH | COMMENTS |
|---|---|---|---|---|---|---|---|---|---|---|
| | | | | MALE | FEMALE | UNKNOWN | | | | |
| **Unit/Subunit 21D** | | | | | | | | | | |
| BEAVER | Trapping | | 85 | 0 | 0 | 85 | | n/a | | |
| BLACK BEAR | General Season | | 8 | 6 | 2 | 0 | | 0 | | No sealing required in GMU 21 |
| BROWN BEAR | General Season | | 7 | 5 | 2 | 0 | | 0 | | |
| CARIBOU | General Season | | n/a | n/a | n/a | n/a | | n/a | | See Wolf Mtn, Galena Mtn, and W. Arctic herd summaries |
| COYOTE | Hunting/Trapping | | n/a | n/a | n/a | n/a | | n/a | | |
| FOX | Hunting/Trapping | | n/a | n/a | n/a | n/a | | n/a | | |
| LYNX | Hunting/Trapping | | 10 | 0 | 0 | 10 | | n/a | | |
| MARTEN | Trapping | | 0 | 0 | 0 | 0 | | n/a | | |
| MINK | Trapping | | n/a | n/a | n/a | n/a | | n/a | | |
| MOOSE | General Season | | 216 | 193 | 22 | 1 | | 0 | 48.10 | |
| OTTER | Trapping | | 3 | 0 | 0 | 3 | | n/a | | |
| WOLF | Hunting/Trapping | | 33 | 18 | 11 | 4 | | n/a | | |
| WOLVERINE | Hunting/Trapping | | 5 | 1 | 2 | 2 | | n/a | | |
| **Unit/Subunit 21E** | | | | | | | | | | |
| BEAVER | Trapping | | 11 | 0 | 0 | 11 | | n/a | | |
| BLACK BEAR | General Season | | n/a | n/a | n/a | n/a | | n/a | | No sealing required in GMU 21 |
| BROWN BEAR | General Season | | 5 | 3 | 2 | 0 | | 0 | | |
| CARIBOU | General Season | | 0 | 0 | 0 | 0 | | n/a | | See Andreafsky Herd summary footnotes |
| COYOTE | Hunting/Trapping | | n/a | n/a | n/a | n/a | | n/a | | |
| FOX | Hunting/Trapping | | n/a | n/a | n/a | n/a | | n/a | | |
| LYNX | Hunting/Trapping | | 3 | 0 | 0 | 3 | | n/a | | |
| MARTEN | Trapping | | n/a | n/a | n/a | n/a | | n/a | | |
| MINK | Trapping | | n/a | n/a | n/a | n/a | | n/a | | |
| MOOSE | General Season | | 124 | 122 | 2 | 0 | | 0 | 41.11 | |
| OTTER | Trapping | | 2 | 0 | 0 | 2 | | n/a | | |
| WOLF | Hunting/Trapping | | 5 | 1 | 1 | 3 | | n/a | | |
| WOLVERINE | Hunting/Trapping | | 2 | 2 | 0 | 0 | | n/a | | |
| **Unit/Subunit 21Z** | | | | | | | | | | |
| MOOSE | General Season | | 1 | 1 | 0 | 0 | | 0 | 32.00 | |

# 1992-93 HARVEST INFORMATION BY UNIT/SUBUNIT: UNIT 21

| SPECIES | TYPE | TOTAL HARVEST | SEX MALE | SEX FEMALE | SEX UNKNOWN | UNREPORTED DLP | UNREPORTED ILLEGAL |
|---|---|---|---|---|---|---|---|
| **UNIT 21 TOTALS FOR SPECIES AND HUNT TYPE** | | | | | | | |
| BEAVER | Trapping | 218 | 0 | 0 | 218 | | n/a |
| BLACK BEAR | General Season | 10 | 7 | 3 | 0 | | n/a |
| BROWN BEAR | General Season | 16 | 11 | 5 | 0 | | 0 |
| CARIBOU | General Season | 3 | 2 | 1 | 0 | | n/a |
| COYOTE | Hunting/Trapping | n/a | n/a | n/a | n/a | | n/a |
| FOX | Hunting/Trapping | n/a | n/a | n/a | n/a | | n/a |
| LYNX | Hunting/Trapping | 26 | 0 | 0 | 26 | | n/a |
| MARTEN | Trapping | n/a | n/a | n/a | n/a | | n/a |
| MINK | Trapping | n/a | n/a | n/a | n/a | | n/a |
| MOOSE | General Season | 497 | 472 | 24 | 1 | | 0 |
| OTTER | Trapping | 10 | 2 | 1 | 7 | | n/a |
| WOLF | Hunting/Trapping | 48 | 23 | 12 | 13 | | n/a |
| WOLVERINE | Hunting/Trapping | 8 | 3 | 3 | 2 | | n/a |
| **UNIT 21 TOTALS** | | | | | | | |
| BEAVER | **TOTAL UNIT** | 218 | 0 | 0 | 218 | | n/a |
| BLACK BEAR | **TOTAL UNIT** | 10 | 7 | 3 | 0 | 0 | n/a |
| BROWN BEAR | **TOTAL UNIT** | 16 | 11 | 5 | 0 | 0 | 0 |
| CARIBOU | **TOTAL UNIT** | 3 | 2 | 1 | 0 | | n/a |
| COYOTE | **TOTAL UNIT** | n/a | n/a | n/a | n/a | | n/a |
| FOX | **TOTAL UNIT** | n/a | n/a | n/a | n/a | | n/a |
| LYNX | **TOTAL UNIT** | 26 | 0 | 0 | 26 | | n/a |
| MARTEN | **TOTAL UNIT** | n/a | n/a | n/a | n/a | | n/a |
| MINK | **TOTAL UNIT** | n/a | n/a | n/a | n/a | | n/a |
| MOOSE | **TOTAL UNIT** | 497 | 472 | 24 | 1 | | 0 |
| OTTER | **TOTAL UNIT** | 10 | 2 | 1 | 7 | | n/a |
| WOLF | **TOTAL UNIT** | 48 | 23 | 12 | 13 | | n/a |
| WOLVERINE | **TOTAL UNIT** | 8 | 3 | 3 | 2 | | n/a |

# 1992-93 HARVEST INFORMATION BY UNIT/SUBUNIT: UNIT 22

| SPECIES | TYPE | HUNT | TOTAL HARVEST | SEX MALE | SEX FEMALE | SEX UNKNOWN | DLP | UNREPORTED ILLEGAL | AVERAGE HORN LGTH./ ANTLER WIDTH | COMMENTS |
|---|---|---|---|---|---|---|---|---|---|---|
| **Unit/Subunit 22A** | | | | | | | | | | |
| BEAVER | Trapping | | 10 | 0 | 0 | 10 | | n/a | | |
| BLACK BEAR | General Season | | 0 | 0 | 0 | 0 | | n/a | | No sealing required in GMU 22 |
| BROWN BEAR | DLP | | 0 | 0 | 0 | 0 | 4 | 0 | | |
| BROWN BEAR | General Season | | 15 | 8 | 7 | 0 | | 0 | | |
| BROWN BEAR | **TOTAL SUBUNIT** | | 15 | 8 | 7 | 0 | 4 | 0 | | |
| CARIBOU | General Season | | n/a | n/a | n/a | n/a | | n/a | | See Western Arctic Herd summary |
| COYOTE | Hunting/Trapping | | n/a | n/a | n/a | n/a | | n/a | | |
| FOX | Hunting/Trapping | | n/a | n/a | n/a | n/a | | n/a | | |
| LYNX | Hunting/Trapping | | 4 | 0 | 0 | 4 | | n/a | | |
| MARTEN | Trapping | | n/a | n/a | n/a | n/a | | n/a | | |
| MINK | Trapping | | n/a | n/a | n/a | n/a | | n/a | | |
| MOOSE | General Season | | 16 | 16 | 0 | 0 | | 0 | 41.85 | |
| OTTER | Trapping | | 1 | 0 | 0 | 1 | | n/a | | |
| WOLF | Hunting/Trapping | | 13 | 8 | 4 | 1 | | n/a | | |
| WOLVERINE | Hunting/Trapping | | 3 | 1 | 2 | 0 | | n/a | | |
| **Unit/Subunit 22B** | | | | | | | | | | |
| BEAVER | Trapping | | 5 | 0 | 0 | 5 | | n/a | | |
| BLACK BEAR | General Season | | 0 | 0 | 0 | 0 | | n/a | | No sealing required in GMU 22 |
| BROWN BEAR | DLP | | 0 | 0 | 0 | 0 | 2 | 0 | | |
| BROWN BEAR | General Season | | 9 | 7 | 2 | 0 | | 0 | | |
| BROWN BEAR | Drawing | D0271 | 5 | 3 | 2 | 0 | | 0 | | |
| BROWN BEAR | Drawing | D0281 | 0 | 0 | 0 | 0 | | 0 | | |
| BROWN BEAR | **TOTAL SUBUNIT** | | 14 | 10 | 4 | 0 | 2 | 0 | | |
| CARIBOU | General Season | | n/a | n/a | n/a | n/a | | n/a | | See Western Arctic Herd summary |
| COYOTE | Hunting/Trapping | | n/a | n/a | n/a | n/a | | n/a | | |
| FOX | Hunting/Trapping | | n/a | n/a | n/a | n/a | | n/a | | |
| LYNX | Hunting/Trapping | | 0 | 0 | 0 | 0 | | n/a | | |
| MARTEN | Trapping | | n/a | n/a | n/a | n/a | | n/a | | |
| MINK | Trapping | | n/a | n/a | n/a | n/a | | n/a | | |
| MOOSE | General Season | | 64 | 61 | 3 | 0 | | 0 | 44.93 | |
| OTTER | Trapping | | n/a | n/a | n/a | n/a | | n/a | | |
| WOLF | Hunting/Trapping | | 4 | 3 | 1 | 0 | | n/a | | |
| WOLVERINE | Hunting/Trapping | | 10 | 7 | 3 | 0 | | n/a | | |
| **Unit/Subunit 22C** | | | | | | | | | | |
| BEAVER | Trapping | | 1 | 0 | 0 | 1 | | n/a | | |
| BLACK BEAR | General Season | | 0 | 0 | 0 | 0 | | n/a | | No sealing required in GMU 22 |
| BROWN BEAR | General Season | | 8 | 5 | 3 | 0 | | 0 | | |
| BROWN BEAR | Drawing | D0271 | 0 | 0 | 0 | 0 | | 0 | | |
| BROWN BEAR | Drawing | D0281 | 2 | 1 | 1 | 0 | | 0 | | |
| BROWN BEAR | **TOTAL SUBUNIT** | | 10 | 6 | 4 | 0 | | 0 | | |
| COYOTE | Hunting/Trapping | | n/a | n/a | n/a | n/a | | n/a | | |
| FOX | Hunting/Trapping | | n/a | n/a | n/a | n/a | | n/a | | |
| LYNX | Hunting/Trapping | | 0 | 0 | 0 | 0 | | n/a | | |
| MARTEN | Trapping | | n/a | n/a | n/a | n/a | | n/a | | |

# 1992-93 HARVEST INFORMATION BY UNIT/SUBUNIT: UNIT 22

| SPECIES | TYPE | HUNT | TOTAL HARVEST | SEX MALE | SEX FEMALE | SEX UNKNOWN | DLP | UNREPORTED ILLEGAL | AVERAGE HORN LGTH./ ANTLER WIDTH | COMMENTS |
|---|---|---|---|---|---|---|---|---|---|---|
| **Unit/Subunit 22C** | | | | | | | | | | |
| MINK | Trapping | | n/a | n/a | n/a | n/a | | n/a | | |
| MOOSE | General Season | | 25 | 23 | 2 | 0 | | 0 | 36.78 | |
| OTTER | Trapping | | 2 | 0 | 2 | 0 | | n/a | | |
| WOLF | Hunting/Trapping | | 0 | 0 | 0 | 0 | | n/a | | |
| WOLVERINE | Hunting/Trapping | | 7 | 4 | 2 | 1 | | n/a | | |
| **Unit/Subunit 22D** | | | | | | | | | | |
| BEAVER | Trapping | | 0 | 0 | 0 | 0 | | n/a | | |
| BLACK BEAR | General Season | | 0 | 0 | 0 | 0 | | n/a | | No sealing required in GMU 22 |
| BROWN BEAR | DLP | | 0 | 0 | 0 | 0 | 1 | 0 | | |
| BROWN BEAR | General Season | | 17 | 8 | 9 | 0 | | 0 | | |
| BROWN BEAR | Drawing | D0274 | 2 | 2 | 0 | 0 | | 0 | | |
| BROWN BEAR | Drawing | D0299 | 0 | 0 | 0 | 0 | | 0 | | |
| BROWN BEAR | **TOTAL SUBUNIT** | | 19 | 10 | 9 | 0 | 1 | 0 | | |
| COYOTE | Hunting/Trapping | | n/a | n/a | n/a | n/a | | n/a | | |
| FOX | Hunting/Trapping | | n/a | n/a | n/a | n/a | | n/a | | |
| LYNX | Hunting/Trapping | | 0 | 0 | 0 | 0 | | n/a | | |
| MARTEN | Trapping | | n/a | n/a | n/a | n/a | | n/a | | |
| MINK | Trapping | | n/a | n/a | n/a | n/a | | n/a | | |
| MOOSE | General Season | | 166 | 102 | 64 | 0 | | 0 | 40.43 | |
| OTTER | Trapping | | 1 | 1 | 0 | 0 | | n/a | | |
| WOLF | Hunting/Trapping | | 1 | 1 | 0 | 0 | | n/a | | |
| WOLVERINE | Hunting/Trapping | | 3 | 3 | 0 | 0 | | n/a | | |
| **Unit/Subunit 22E** | | | | | | | | | | |
| BEAVER | Trapping | | 0 | 0 | 0 | 0 | | n/a | | |
| BLACK BEAR | General Season | | 0 | 0 | 0 | 0 | | n/a | | No sealing required in GMU 22 |
| BROWN BEAR | General Season | | 2 | 1 | 1 | 0 | | 0 | | |
| BROWN BEAR | Drawing | D0274 | 0 | 0 | 0 | 0 | | 0 | | |
| BROWN BEAR | Drawing | D0299 | 0 | 0 | 0 | 0 | | 0 | | |
| BROWN BEAR | **TOTAL SUBUNIT** | | 2 | 1 | 1 | 0 | | 0 | | |
| COYOTE | Hunting/Trapping | | n/a | n/a | n/a | n/a | | n/a | | |
| FOX | Hunting/Trapping | | n/a | n/a | n/a | n/a | | n/a | | |
| LYNX | Hunting/Trapping | | 0 | 0 | 0 | 0 | | n/a | | |
| MARTEN | Trapping | | n/a | n/a | n/a | n/a | | n/a | | |
| MINK | Trapping | | n/a | n/a | n/a | n/a | | n/a | | |
| MOOSE | General Season | | 18 | 15 | 3 | 0 | | 0 | 45.44 | |
| OTTER | Trapping | | 0 | 0 | 0 | 0 | | n/a | | |
| WOLF | Hunting/Trapping | | 0 | 0 | 0 | 0 | | n/a | | |
| WOLVERINE | Hunting/Trapping | | 1 | 0 | 1 | 0 | | n/a | | |
| **Unit/Subunit 22Z** | | | | | | | | | | |
| MOOSE | General Season | | 0 | 0 | 0 | 0 | | 0 | 0.00 | |

# 1992-93 HARVEST INFORMATION BY UNIT/SUBUNIT: UNIT 22

| SPECIES | TYPE | TOTAL HARVEST | SEX | | | UNREPORTED | |
|---|---|---|---|---|---|---|---|
| | | | MALE | FEMALE | UNKNOWN | DLP | ILLEGAL |
| **UNIT 22 TOTALS FOR SPECIES AND HUNT TYPE** | | | | | | | |
| BEAVER | Trapping | 16 | 0 | 0 | 16 | | n/a |
| BLACK BEAR | General Season | 0 | 0 | 0 | 0 | | n/a |
| BROWN BEAR | DLP | 0 | 0 | 0 | 0 | 7 | 0 |
| BROWN BEAR | Drawing | 9 | 6 | 3 | 0 | | 0 |
| BROWN BEAR | General Season | 51 | 29 | 22 | 0 | | 0 |
| CARIBOU | General Season | n/a | n/a | n/a | n/a | | n/a |
| COYOTE | Hunting/Trapping | n/a | n/a | n/a | n/a | | n/a |
| FOX | Hunting/Trapping | n/a | n/a | n/a | n/a | | n/a |
| LYNX | Hunting/Trapping | 4 | 0 | 0 | 4 | | n/a |
| MARTEN | Trapping | n/a | n/a | n/a | n/a | | n/a |
| MINK | Trapping | n/a | n/a | n/a | n/a | | n/a |
| MOOSE | General Season | 289 | 217 | 72 | 0 | | 0 |
| OTTER | Trapping | 4 | 1 | 2 | 1 | | n/a |
| WOLF | Hunting/Trapping | 18 | 12 | 5 | 1 | | n/a |
| WOLVERINE | Hunting/Trapping | 24 | 15 | 8 | 1 | | n/a |
| **UNIT 22 TOTALS** | | | | | | | |
| BEAVER | **TOTAL UNIT** | 16 | 0 | 0 | 16 | | n/a |
| BLACK BEAR | **TOTAL UNIT** | 0 | 0 | 0 | 0 | 0 | n/a |
| BROWN BEAR | **TOTAL UNIT** | 60 | 35 | 25 | 0 | 7 | 0 |
| CARIBOU | **TOTAL UNIT** | n/a | n/a | n/a | n/a | | n/a |
| COYOTE | **TOTAL UNIT** | n/a | n/a | n/a | n/a | | n/a |
| FOX | **TOTAL UNIT** | n/a | n/a | n/a | n/a | | n/a |
| LYNX | **TOTAL UNIT** | 4 | 0 | 0 | 4 | | n/a |
| MARTEN | **TOTAL UNIT** | n/a | n/a | n/a | n/a | | n/a |
| MINK | **TOTAL UNIT** | n/a | n/a | n/a | n/a | | n/a |
| MOOSE | **TOTAL UNIT** | 289 | 217 | 72 | 0 | | 0 |
| OTTER | **TOTAL UNIT** | 4 | 1 | 2 | 1 | | n/a |
| WOLF | **TOTAL UNIT** | 18 | 12 | 5 | 1 | | n/a |
| WOLVERINE | **TOTAL UNIT** | 24 | 15 | 8 | 1 | | n/a |

# 1992-93 HARVEST INFORMATION BY UNIT/SUBUNIT: UNIT 23

| SPECIES | TYPE | HUNT | TOTAL HARVEST | SEX MALE | SEX FEMALE | SEX UNKNOWN | DLP | UNREPORTED ILLEGAL | AVERAGE HORN LGTH./ ANTLER WIDTH | COMMENTS |
|---|---|---|---|---|---|---|---|---|---|---|
| **Unit/Subunit 23** | | | | | | | | | | |
| BEAVER | Trapping | | 0 | 0 | 0 | 0 | | n/a | | |
| BLACK BEAR | General Season | | n/a | n/a | n/a | n/a | | n/a | | No sealing required in GMU 23 |
| BROWN BEAR | DLP | | 0 | 0 | 0 | 0 | 4 | 0 | | |
| BROWN BEAR | General Season | | 32 | 21 | 11 | 0 | | 1 | | |
| BROWN BEAR | Drawing | D0282 | 7 | 6 | 1 | 0 | | 0 | | |
| BROWN BEAR | Drawing | D0287 | 3 | 3 | 0 | 0 | | 0 | | |
| BROWN BEAR | Drawing | D0291 | 2 | 2 | 0 | 0 | | 0 | | |
| BROWN BEAR | Registration | NWBB | 10 | 7 | 3 | 0 | | 0 | | NWBB = Northwest Brown Bear subsistence hunt. 11 UNIT RES and 1 OTHER STATE RES did not report, success unknown |
| CARIBOU | General Season | | n/a | n/a | n/a | n/a | | n/a | | See Western Arctic Herd summary |
| COYOTE | Hunting/Trapping | | n/a | n/a | n/a | n/a | | n/a | | |
| FOX | Hunting/Trapping | | n/a | n/a | n/a | n/a | | n/a | | |
| LYNX | Hunting/Trapping | | 0 | 0 | 0 | 0 | | n/a | | |
| MARTEN | Trapping | | 0 | 0 | 0 | 0 | | n/a | | |
| MINK | Trapping | | n/a | n/a | n/a | n/a | | n/a | | |
| MOOSE | General Season | | 182 | 158 | 24 | 0 | | 0 | 49.99 | |
| OTTER | Trapping | | 3 | 3 | 0 | 0 | | n/a | | |
| SHEEP | General Season | | 7 | 7 | 0 | 0 | | 0 | 32.81 | |
| SHEEP | Registration | R1185 | 0 | 0 | 0 | 0 | | n/a | 0.00 | Season Closed by Emergency Order |
| WOLF | Hunting/Trapping | | 68 | 28 | 32 | 8 | | n/a | | 22 hunters took 68 wolves |
| WOLVERINE | Hunting/Trapping | | 36 | 25 | 11 | 0 | | n/a | | 11 hunters took 36 wolverines |

# 1992-93 HARVEST INFORMATION BY UNIT/SUBUNIT: UNIT 23

| SPECIES | TYPE | TOTAL HARVEST | SEX MALE | SEX FEMALE | SEX UNKNOWN | UNREPORTED DLP | UNREPORTED ILLEGAL |
|---|---|---|---|---|---|---|---|
| **UNIT 23 TOTALS FOR SPECIES AND HUNT TYPE** | | | | | | | |
| BEAVER | Trapping | 0 | 0 | 0 | 0 | | n/a |
| BLACK BEAR | General Season | n/a | n/a | n/a | n/a | | n/a |
| BROWN BEAR | DLP | 0 | 0 | 0 | 0 | 4 | 0 |
| BROWN BEAR | Drawing | 12 | 11 | 1 | 0 | | 0 |
| BROWN BEAR | General Season | 32 | 21 | 11 | 0 | | 1 |
| BROWN BEAR | Registration | 10 | 7 | 3 | 0 | | 0 |
| CARIBOU | General Season | n/a | n/a | n/a | n/a | | n/a |
| COYOTE | Hunting/Trapping | n/a | n/a | n/a | n/a | | n/a |
| FOX | Hunting/Trapping | n/a | n/a | n/a | n/a | | n/a |
| LYNX | Hunting/Trapping | 0 | 0 | 0 | 0 | | n/a |
| MARTEN | Trapping | 0 | 0 | 0 | 0 | | n/a |
| MINK | Trapping | n/a | n/a | n/a | n/a | | n/a |
| MOOSE | General Season | 182 | 158 | 24 | 0 | | 0 |
| OTTER | Trapping | 3 | 3 | 0 | 0 | | n/a |
| SHEEP | General Season | 7 | 7 | 0 | 0 | | 0 |
| SHEEP | Registration | 0 | 0 | 0 | 0 | | n/a |
| WOLF | Hunting/Trapping | 68 | 28 | 32 | 8 | | n/a |
| WOLVERINE | Hunting/Trapping | 36 | 25 | 11 | 0 | | n/a |
| **UNIT 23 TOTALS** | | | | | | | |
| BEAVER | **TOTAL UNIT** | 0 | 0 | 0 | 0 | | n/a |
| BLACK BEAR | **TOTAL UNIT** | n/a | n/a | n/a | n/a | 0 | n/a |
| BROWN BEAR | **TOTAL UNIT** | 54 | 39 | 15 | 0 | 4 | 1 |
| CARIBOU | **TOTAL UNIT** | n/a | n/a | n/a | n/a | | n/a |
| COYOTE | **TOTAL UNIT** | n/a | n/a | n/a | n/a | | n/a |
| FOX | **TOTAL UNIT** | n/a | n/a | n/a | n/a | | n/a |
| LYNX | **TOTAL UNIT** | 0 | 0 | 0 | 0 | | n/a |
| MARTEN | **TOTAL UNIT** | 0 | 0 | 0 | 0 | | n/a |
| MINK | **TOTAL UNIT** | n/a | n/a | n/a | n/a | | n/a |
| MOOSE | **TOTAL UNIT** | 182 | 158 | 24 | 0 | | 0 |
| OTTER | **TOTAL UNIT** | 3 | 3 | 0 | 0 | | n/a |
| SHEEP | **TOTAL UNIT** | 7 | 7 | 0 | 0 | | 0 |
| WOLF | **TOTAL UNIT** | 68 | 28 | 32 | 8 | | n/a |
| WOLVERINE | **TOTAL UNIT** | 36 | 25 | 11 | 0 | | n/a |

# 1992-93 HARVEST INFORMATION BY UNIT/SUBUNIT: UNIT 24

| SPECIES | TYPE | HUNT | TOTAL HARVEST | SEX | | | DLP | UNREPORTED ILLEGAL | AVERAGE HORN LGTH./ ANTLER WIDTH | COMMENTS |
|---|---|---|---|---|---|---|---|---|---|---|
| | | | | MALE | FEMALE | UNKNOWN | | | | |
| **Unit/Subunit 24** | | | | | | | | | | |
| BEAVER | Trapping | | 78 | 0 | 0 | 78 | | n/a | | |
| BLACK BEAR | General Season | | 2 | 2 | 0 | 0 | | 0 | | No sealing required in GMU 24 |
| BROWN BEAR | DLP | | 0 | 0 | 0 | 0 | 2 | 0 | | |
| BROWN BEAR | General Season | | 14 | 9 | 5 | 0 | | 0 | | |
| BROWN BEAR | Registration | NWBB | 1 | 0 | 1 | 0 | | 0 | | NWBB = Northwest Brown Bear subsistence hunt. |
| CARIBOU | General Season | | n/a | n/a | n/a | n/a | | n/a | | See Ray Mtns, Wolf Mtn, and W. Arctic summaries |
| COYOTE | Hunting/Trapping | | n/a | n/a | n/a | n/a | | n/a | | |
| FOX | Hunting/Trapping | | n/a | n/a | n/a | n/a | | n/a | | |
| LYNX | Hunting/Trapping | | 111 | 0 | 0 | 111 | | n/a | | |
| MARTEN | Trapping | | 0 | 0 | 0 | 0 | | n/a | | |
| MINK | Trapping | | n/a | n/a | n/a | n/a | | n/a | | |
| MOOSE | General Season | | 123 | 118 | 5 | 0 | | 0 | 50.39 | |
| MOOSE | Federal | R0991 | 11 | 11 | 0 | 0 | | 2 | 53.19 | |
| OTTER | Trapping | | 6 | 0 | 3 | 3 | | n/a | | |
| SHEEP | General Season | | 23 | 23 | 0 | 0 | | 0 | 35.35 | |
| SHEEP | Subsistence | | 23 | 18 | 5 | 0 | | n/a | n/a | Gates of the Arctic subsistence hunt |
| SHEEP | Federal | R1124 | 4 | 4 | 0 | 0 | | 1 | 35.13 | |
| SHEEP | Federal | R1199 | 0 | 0 | 0 | 0 | | 0 | 0.00 | |
| WOLF | Hunting/Trapping | | 79 | 41 | 32 | 6 | | n/a | | |
| WOLVERINE | Hunting/Trapping | | 8 | 3 | 5 | 0 | | n/a | | |

# 1992-93 HARVEST INFORMATION BY UNIT/SUBUNIT: UNIT 24

| SPECIES | TYPE | TOTAL HARVEST | SEX | | | UNREPORTED | |
|---|---|---|---|---|---|---|---|
| | | | MALE | FEMALE | UNKNOWN | DLP | ILLEGAL |
| **UNIT 24 TOTALS FOR SPECIES AND HUNT TYPE** | | | | | | | |
| BEAVER | Trapping | 78 | 0 | 0 | 78 | | n/a |
| BLACK BEAR | General Season | 2 | 2 | 0 | 0 | | 0 |
| BROWN BEAR | DLP | 0 | 0 | 0 | 0 | 2 | 0 |
| BROWN BEAR | General Season | 14 | 9 | 5 | 0 | | 0 |
| BROWN BEAR | Registration | 1 | 0 | 1 | 0 | | 0 |
| CARIBOU | General Season | n/a | n/a | n/a | n/a | | n/a |
| COYOTE | Hunting/Trapping | n/a | n/a | n/a | n/a | | n/a |
| FOX | Hunting/Trapping | n/a | n/a | n/a | n/a | | n/a |
| LYNX | Hunting/Trapping | 111 | 0 | 0 | 111 | | n/a |
| MARTEN | Trapping | 0 | 0 | 0 | 0 | | n/a |
| MINK | Trapping | n/a | n/a | n/a | n/a | | n/a |
| MOOSE | Federal | 11 | 11 | 0 | 0 | | 2 |
| MOOSE | General Season | 123 | 118 | 5 | 0 | | 0 |
| OTTER | Trapping | 6 | 0 | 3 | 3 | | n/a |
| SHEEP | Federal | 4 | 4 | 0 | 0 | | 1 |
| SHEEP | General Season | 23 | 23 | 0 | 0 | | 0 |
| SHEEP | Subsistence | 23 | 18 | 5 | 0 | | n/a |
| WOLF | Hunting/Trapping | 79 | 41 | 32 | 6 | | n/a |
| WOLVERINE | Hunting/Trapping | 8 | 3 | 5 | 0 | | n/a |
| **UNIT 24 TOTALS** | | | | | | | |
| BEAVER | **TOTAL UNIT** | 78 | 0 | 0 | 78 | | n/a |
| BLACK BEAR | **TOTAL UNIT** | 2 | 2 | 0 | 0 | 0 | 0 |
| BROWN BEAR | **TOTAL UNIT** | 15 | 9 | 6 | 0 | 2 | 0 |
| CARIBOU | **TOTAL UNIT** | n/a | n/a | n/a | n/a | | n/a |
| COYOTE | **TOTAL UNIT** | n/a | n/a | n/a | n/a | | n/a |
| FOX | **TOTAL UNIT** | n/a | n/a | n/a | n/a | | n/a |
| LYNX | **TOTAL UNIT** | 111 | 0 | 0 | 111 | | n/a |
| MARTEN | **TOTAL UNIT** | 0 | 0 | 0 | 0 | | n/a |
| MINK | **TOTAL UNIT** | n/a | n/a | n/a | n/a | | n/a |
| MOOSE | **TOTAL UNIT** | 134 | 129 | 5 | 0 | | 2 |
| OTTER | **TOTAL UNIT** | 6 | 0 | 3 | 3 | | n/a |
| SHEEP | **TOTAL UNIT** | 50 | 45 | 5 | 0 | | 1 |
| WOLF | **TOTAL UNIT** | 79 | 41 | 32 | 6 | | n/a |
| WOLVERINE | **TOTAL UNIT** | 8 | 3 | 5 | 0 | | n/a |

# 1992-93 HARVEST INFORMATION BY UNIT/SUBUNIT: UNIT 25

| SPECIES | TYPE | HUNT | TOTAL HARVEST | SEX | | | DLP | UNREPORTED ILLEGAL | AVERAGE HORN LGTH./ ANTLER WIDTH | COMMENTS |
|---|---|---|---|---|---|---|---|---|---|---|
| | | | | MALE | FEMALE | UNKNOWN | | | | |
| **Unit/Subunit 25A** | | | | | | | | | | |
| BEAVER | Trapping | | 7 | 0 | 0 | 7 | | n/a | | |
| BLACK BEAR | General Season | | n/a | n/a | n/a | n/a | | n/a | | No sealing required in GMU 25 |
| BROWN BEAR | DLP | | 0 | 0 | 0 | 0 | 1 | 0 | | |
| BROWN BEAR | General Season | | 7 | 6 | 1 | 0 | | 0 | | |
| BROWN BEAR | Drawing | D0283 | 1 | 1 | 0 | 0 | | 0 | | |
| BROWN BEAR | Drawing | D0284 | 3 | 1 | 2 | 0 | | 0 | | |
| BROWN BEAR | Drawing | D0285 | 5 | 3 | 2 | 0 | | 0 | | |
| BROWN BEAR | Drawing | D0293 | 0 | 0 | 0 | 0 | | 0 | | Hunt held, no effort |
| BROWN BEAR | Drawing | D0294 | 0 | 0 | 0 | 0 | | 0 | | |
| BROWN BEAR | **TOTAL SUBUNIT** | | 16 | 11 | 5 | 0 | 1 | 0 | | |
| CARIBOU | General Season | | 52 | 52 | 0 | 0 | | 200 | | See Porcupine Herd summary |
| COYOTE | Hunting/Trapping | | n/a | n/a | n/a | n/a | | n/a | | |
| FOX | Hunting/Trapping | | n/a | n/a | n/a | n/a | | n/a | | |
| LYNX | Hunting/Trapping | | 13 | 0 | 0 | 13 | | n/a | | |
| MINK | Trapping | | n/a | n/a | n/a | n/a | | n/a | | |
| MOOSE | General Season | | 17 | 17 | 0 | 0 | | 0 | 54.51 | |
| MOOSE | Federal | R0992 | 0 | 0 | 0 | 0 | | n/a | 0.00 | Hunt held, no effort |
| MOOSE | **TOTAL SUBUNIT** | | 17 | 17 | 0 | 0 | | n/a | | |
| OTTER | Trapping | | 0 | 0 | 0 | 0 | | n/a | | |
| SHEEP | General Season | | 41 | 40 | 0 | 1 | | 0 | 35.22 | |
| SHEEP | Registration | R1195 | 4 | 1 | 1 | 2 | | 0 | n/a | |
| SHEEP | Federal | R1196 | n/a | n/a | n/a | n/a | | 8 | 0.00 | No reports returned |
| SHEEP | Federal | R1197 | 0 | 0 | 0 | 0 | | 0 | 0.00 | Hunt held, no effort |
| SHEEP | Federal | R1198 | 0 | 0 | 0 | 0 | | 0 | 0.00 | Hunt held, no effort |
| SHEEP | **TOTAL SUBUNIT** | | 45 | 41 | 1 | 3 | | 8 | | |
| WOLF | Hunting/Trapping | | 27 | 20 | 7 | 0 | | n/a | | |
| WOLVERINE | Hunting/Trapping | | 16 | 15 | 1 | 0 | | n/a | | |
| **Unit/Subunit 25B** | | | | | | | | | | |
| BEAVER | Trapping | | 15 | 0 | 0 | 15 | | n/a | | |
| BLACK BEAR | General Season | | n/a | n/a | n/a | n/a | | n/a | | No sealing required in GMU 25 |
| BROWN BEAR | General Season | | 1 | 1 | 0 | 0 | | 0 | | |
| CARIBOU | General Season | | 29 | 28 | 1 | 0 | | 10 | | See Porcupine Herd summary |
| COYOTE | Hunting/Trapping | | n/a | n/a | n/a | n/a | | n/a | | |
| FOX | Hunting/Trapping | | n/a | n/a | n/a | n/a | | n/a | | |
| LYNX | Hunting/Trapping | | 51 | 0 | 0 | 51 | | n/a | | |
| MINK | Trapping | | n/a | n/a | n/a | n/a | | n/a | | |
| MOOSE | General Season | | 18 | 18 | 0 | 0 | | 0 | 36.24 | |
| OTTER | Trapping | | 1 | 1 | 0 | 0 | | n/a | | |
| SHEEP | General Season | | 1 | 1 | 0 | 0 | | 0 | 33.00 | |
| WOLF | Hunting/Trapping | | 15 | 7 | 7 | 1 | | n/a | | |
| WOLVERINE | Hunting/Trapping | | 17 | 9 | 8 | 0 | | n/a | | |

# *1992-93 HARVEST INFORMATION BY UNIT/SUBUNIT: UNIT 25*

| SPECIES | TYPE | HUNT | TOTAL HARVEST | SEX MALE | SEX FEMALE | SEX UNKNOWN | DLP | UNREPORTED ILLEGAL | AVERAGE HORN LGTH./ ANTLER WIDTH | COMMENTS |
|---|---|---|---|---|---|---|---|---|---|---|
| **Unit/Subunit 25C** | | | | | | | | | | |
| BEAVER | Trapping | | 6 | 0 | 0 | 6 | | n/a | | |
| BLACK BEAR | General Season | | 4 | 4 | 0 | 0 | | 0 | | No sealing required in GMU 25 |
| BROWN BEAR | General Season | | 0 | 0 | 0 | 0 | | 0 | | |
| CARIBOU | General Season | | n/a | n/a | n/a | n/a | | n/a | | See Fortymile, White Mtns, and Porcupine Herd summaries |
| CARIBOU | Drawing | D0577 | 1 | 0 | 1 | 0 | | n/a | | See Fortymile, White Mtns, and Porcupine Herd summaries |
| CARIBOU | Drawing | D0578 | 1 | 0 | 1 | 0 | | n/a | | See Fortymile, White Mtns, and Porcupine Herd summaries |
| CARIBOU | **TOTAL SUBUNIT** | | 2 | 0 | 2 | 0 | | n/a | | |
| COYOTE | Hunting/Trapping | | n/a | n/a | n/a | n/a | | n/a | | |
| FOX | Hunting/Trapping | | n/a | n/a | n/a | n/a | | n/a | | |
| LYNX | Hunting/Trapping | | 8 | 0 | 0 | 8 | | n/a | | |
| MARTEN | Trapping | | n/a | n/a | n/a | n/a | | n/a | | |
| MINK | Trapping | | n/a | n/a | n/a | n/a | | n/a | | |
| MOOSE | General Season | | 39 | 39 | 0 | 0 | | 0 | 40.78 | |
| OTTER | Trapping | | 0 | 0 | 0 | 0 | | n/a | | |
| SHEEP | General Season | | 5 | 5 | 0 | 0 | | 0 | 35.40 | |
| WOLF | Hunting/Trapping | | 28 | 18 | 9 | 1 | | n/a | | |
| WOLVERINE | Hunting/Trapping | | 2 | 2 | 0 | 0 | | n/a | | |
| **Unit/Subunit 25D** | | | | | | | | | | |
| BEAVER | Trapping | | 13 | 0 | 0 | 13 | | n/a | | |
| BLACK BEAR | General Season | | n/a | n/a | n/a | n/a | | n/a | | No sealing required in GMU 25 |
| BROWN BEAR | General Season | | 3 | 2 | 1 | 0 | | 0 | | |
| CARIBOU | General Season | | 0 | 0 | 0 | 0 | | n/a | | See Porcupine and White Mtns Herd summaries |
| COYOTE | Hunting/Trapping | | n/a | n/a | n/a | n/a | | n/a | | |
| FOX | Hunting/Trapping | | n/a | n/a | n/a | n/a | | n/a | | |
| LYNX | Hunting/Trapping | | 128 | 0 | 0 | 128 | | n/a | | |
| MINK | Trapping | | n/a | n/a | n/a | n/a | | n/a | | |
| MOOSE | General Season | | 19 | 19 | 0 | 0 | | 0 | 40.36 | |
| MOOSE | Federal | R0993 | 0 | 0 | 0 | 0 | | n/a | 0.00 | Hunt held, no effort |
| MOOSE | Tier II | T0994 | 5 | 5 | 0 | 0 | | 0 | 35.60 | |
| MOOSE | Federal | R0995 | 4 | 4 | 0 | 0 | | 3 | 33.13 | |
| MOOSE | **TOTAL SUBUNIT** | | 28 | 28 | 0 | 0 | | 3 | | |
| OTTER | Trapping | | 4 | 3 | 1 | 0 | | n/a | | |
| SHEEP | General Season | | 4 | 4 | 0 | 0 | | 0 | 38.00 | |
| WOLF | Hunting/Trapping | | 11 | 2 | 1 | 8 | | n/a | | |
| WOLVERINE | Hunting/Trapping | | 6 | 4 | 2 | 0 | | n/a | | |
| **Unit/Subunit 25Z** | | | | | | | | | | |
| MARTEN | Trapping | | 707 | 0 | 0 | 707 | | n/a | | Subunits 25A,B,C,D total |
| MOOSE | General Season | | 2 | 2 | 0 | 0 | | 0 | 44.00 | |
| SHEEP | General Season | | 0 | 0 | 0 | 0 | | 0 | 0.00 | |

# 1992-93 HARVEST INFORMATION BY UNIT/SUBUNIT: UNIT 25

| SPECIES | TYPE | TOTAL HARVEST | SEX MALE | SEX FEMALE | SEX UNKNOWN | UNREPORTED DLP | UNREPORTED ILLEGAL |
|---|---|---|---|---|---|---|---|
| **UNIT 25 TOTALS FOR SPECIES AND HUNT TYPE** | | | | | | | |
| BEAVER | Trapping | 41 | 0 | 0 | 41 | | n/a |
| BLACK BEAR | General Season | 4 | 4 | 0 | 0 | | n/a |
| BROWN BEAR | DLP | 0 | 0 | 0 | 0 | 1 | 0 |
| BROWN BEAR | Drawing | 9 | 5 | 4 | 0 | | 0 |
| BROWN BEAR | General Season | 11 | 9 | 2 | 0 | | 0 |
| CARIBOU | Drawing | 2 | 0 | 2 | 0 | | n/a |
| CARIBOU | General Season | 81 | 80 | 1 | 0 | | 210 |
| COYOTE | Hunting/Trapping | n/a | n/a | n/a | n/a | | n/a |
| FOX | Hunting/Trapping | n/a | n/a | n/a | n/a | | n/a |
| LYNX | Hunting/Trapping | 200 | 0 | 0 | 200 | | n/a |
| MARTEN | Trapping | 707 | 0 | 0 | 707 | | n/a |
| MINK | Trapping | n/a | n/a | n/a | n/a | | n/a |
| MOOSE | Federal | 4 | 4 | 0 | 0 | | 3 |
| MOOSE | General Season | 95 | 95 | 0 | 0 | | 0 |
| MOOSE | Tier II | 5 | 5 | 0 | 0 | | 0 |
| OTTER | Trapping | 5 | 4 | 1 | 0 | | n/a |
| SHEEP | Federal | 0 | 0 | 0 | 0 | | 8 |
| SHEEP | General Season | 51 | 50 | 0 | 1 | | 0 |
| SHEEP | Registration | 4 | 1 | 1 | 2 | | 0 |
| WOLF | Hunting/Trapping | 81 | 47 | 24 | 10 | | n/a |
| WOLVERINE | Hunting/Trapping | 41 | 30 | 11 | 0 | | n/a |
| **UNIT 25 TOTALS** | | | | | | | |
| BEAVER | **TOTAL UNIT** | 41 | 0 | 0 | 41 | | n/a |
| BLACK BEAR | **TOTAL UNIT** | 4 | 4 | 0 | 0 | 0 | n/a |
| BROWN BEAR | **TOTAL UNIT** | 20 | 14 | 6 | 0 | 1 | 0 |
| CARIBOU | **TOTAL UNIT** | 83 | 80 | 3 | 0 | | 210 |
| COYOTE | **TOTAL UNIT** | n/a | n/a | n/a | n/a | | n/a |
| FOX | **TOTAL UNIT** | n/a | n/a | n/a | n/a | | n/a |
| LYNX | **TOTAL UNIT** | 200 | 0 | 0 | 200 | | n/a |
| MARTEN | **TOTAL UNIT** | 707 | 0 | 0 | 707 | | n/a |
| MINK | **TOTAL UNIT** | n/a | n/a | n/a | n/a | | n/a |
| MOOSE | **TOTAL UNIT** | 104 | 104 | 0 | 0 | | 3 |
| OTTER | **TOTAL UNIT** | 5 | 4 | 1 | 0 | | n/a |
| SHEEP | **TOTAL UNIT** | 55 | 51 | 1 | 3 | | 8 |
| WOLF | **TOTAL UNIT** | 81 | 47 | 24 | 10 | | n/a |
| WOLVERINE | **TOTAL UNIT** | 41 | 30 | 11 | 0 | | n/a |

# 1992-93 HARVEST INFORMATION BY UNIT/SUBUNIT: UNIT 26

| SPECIES | TYPE | HUNT | TOTAL HARVEST | SEX MALE | SEX FEMALE | SEX UNKNOWN | DLP | UNREPORTED ILLEGAL | AVERAGE HORN LGTH./ ANTLER WIDTH | COMMENTS |
|---|---|---|---|---|---|---|---|---|---|---|
| **Unit/Subunit 26A** | | | | | | | | | | |
| BLACK BEAR | General Season | | 0 | 0 | 0 | 0 | | 0 | | No sealing required in GMU 26 |
| BROWN BEAR | General Season | | 9 | 7 | 2 | 0 | | 4 | | |
| BROWN BEAR | Drawing | D0280 | 1 | 1 | 0 | 0 | | 0 | | |
| BROWN BEAR | Drawing | D0286 | 6 | 6 | 0 | 0 | | 0 | | |
| BROWN BEAR | Drawing | D0287 | 9 | 9 | 0 | 0 | | 0 | | |
| BROWN BEAR | Drawing | D0295 | 2 | 2 | 0 | 0 | | 0 | | |
| BROWN BEAR | Drawing | D0296 | 3 | 2 | 1 | 0 | | 0 | | |
| BROWN BEAR | Registration | NWBB | 1 | 1 | 0 | 0 | | 0 | | NWBB = Northwest Brown Bear subsistence hunt. |
| BROWN BEAR | **TOTAL SUBUNIT** | | 31 | 28 | 3 | 0 | | 4 | | |
| CARIBOU | General Season | | 92 | 0 | 0 | 92 | | n/a | | See Western Arctic Herd summary |
| COYOTE | Hunting/Trapping | | n/a | n/a | n/a | n/a | | n/a | | |
| FOX | Hunting/Trapping | | n/a | n/a | n/a | n/a | | n/a | | |
| LYNX | Hunting/Trapping | | 0 | 0 | 0 | 0 | | n/a | | |
| MARTEN | Trapping | | n/a | n/a | n/a | n/a | | n/a | | |
| MINK | Trapping | | n/a | n/a | n/a | n/a | | n/a | | |
| MOOSE | General Season | | 60 | 52 | 8 | 0 | | 0 | 55.11 | |
| OTTER | Trapping | | 0 | 0 | 0 | 0 | | n/a | | |
| SHEEP | General Season | | 5 | 5 | 0 | 0 | | 0 | 34.08 | |
| WOLF | Hunting/Trapping | | 27 | 15 | 9 | 3 | | n/a | | |
| WOLVERINE | Hunting/Trapping | | 11 | 8 | 2 | 1 | | n/a | | |
| **Unit/Subunit 26B** | | | | | | | | | | |
| BLACK BEAR | General Season | | n/a | n/a | n/a | n/a | | n/a | | No sealing required in GMU 26 |
| BROWN BEAR | DLP | | 0 | 0 | 0 | 0 | 1 | 0 | | |
| BROWN BEAR | General Season | | 10 | 6 | 4 | 0 | | 0 | | |
| BROWN BEAR | Drawing | D0288 | 3 | 2 | 1 | 0 | | 0 | | |
| BROWN BEAR | Drawing | D0297 | 1 | 0 | 0 | 1 | | 0 | | |
| BROWN BEAR | **TOTAL SUBUNIT** | | 14 | 8 | 5 | 1 | 1 | 0 | | |
| CARIBOU | General Season | | 386 | 360 | 18 | 8 | | n/a | | See Porcupine and Central Arctic Herd summaries |
| COYOTE | Hunting/Trapping | | n/a | n/a | n/a | n/a | | n/a | | |
| FOX | Hunting/Trapping | | n/a | n/a | n/a | n/a | | n/a | | |
| LYNX | Hunting/Trapping | | 3 | 0 | 0 | 3 | | n/a | | |
| MINK | Trapping | | n/a | n/a | n/a | n/a | | n/a | | |
| MOOSE | General Season | | 45 | 45 | 0 | 0 | | 0 | 53.23 | |
| MUSKOX | Tier II | T1010 | 0 | 0 | 0 | 0 | | 0 | | |
| OTTER | Trapping | | 0 | 0 | 0 | 0 | | n/a | | |
| SHEEP | General Season | | 65 | 64 | 0 | 1 | | 0 | 33.94 | |
| SHEEP | Federal | R1199 | 0 | 0 | 0 | 0 | | 0 | 0.00 | |
| SHEEP | **TOTAL SUBUNIT** | | 65 | 64 | 0 | 1 | | 0 | | |
| WOLF | Hunting/Trapping | | 31 | 14 | 11 | 6 | | n/a | | |
| WOLVERINE | Hunting/Trapping | | 3 | 2 | 1 | 0 | | n/a | | |

# 1992-93 HARVEST INFORMATION BY UNIT/SUBUNIT: UNIT 26

| SPECIES | TYPE | HUNT | TOTAL HARVEST | SEX MALE | SEX FEMALE | SEX UNKNOWN | DLP | UNREPORTED ILLEGAL | AVERAGE HORN LGTH./ ANTLER WIDTH | COMMENTS |
|---|---|---|---|---|---|---|---|---|---|---|
| **Unit/Subunit 26C** | | | | | | | | | | |
| BLACK BEAR | General Season | | n/a | n/a | n/a | n/a | | n/a | | No sealing required in GMU 26 |
| BROWN BEAR | General Season | | 2 | 1 | 1 | 0 | | 0 | | |
| BROWN BEAR | Drawing | D0280 | 0 | 0 | 0 | 0 | | 0 | | |
| BROWN BEAR | Drawing | D0289 | 2 | 0 | 2 | 0 | | 0 | | |
| BROWN BEAR | Drawing | D0290 | 2 | 0 | 2 | 0 | | 0 | | |
| BROWN BEAR | Drawing | D0298 | 0 | 0 | 0 | 0 | | 0 | | Hunt held, no effort |
| BROWN BEAR | **TOTAL SUBUNIT** | | 6 | 1 | 5 | 0 | | 0 | | |
| CARIBOU | General Season | | 163 | 112 | 47 | 4 | | n/a | | See Porcupine Herd summary |
| COYOTE | Hunting/Trapping | | n/a | n/a | n/a | n/a | | n/a | | |
| FOX | Hunting/Trapping | | n/a | n/a | n/a | n/a | | n/a | | |
| LYNX | Hunting/Trapping | | 0 | 0 | 0 | 0 | | n/a | | |
| MINK | Trapping | | n/a | n/a | n/a | n/a | | n/a | | |
| MOOSE | General Season | | 4 | 4 | 0 | 0 | | 0 | 60.00 | |
| MUSKOX | Federal | R1013 | 8 | 8 | 0 | 0 | | 1 | | |
| OTTER | Trapping | | 0 | 0 | 0 | 0 | | n/a | | |
| SHEEP | General Season | | 68 | 67 | 0 | 1 | | 0 | 33.58 | |
| SHEEP | Registration | R1195 | 4 | 2 | 0 | 2 | | 0 | n/a | |
| SHEEP | **TOTAL SUBUNIT** | | 72 | 69 | 0 | 3 | | 0 | | |
| WOLF | Hunting/Trapping | | 6 | 3 | 3 | 0 | | n/a | | |
| WOLVERINE | Hunting/Trapping | | 1 | 1 | 0 | 0 | | n/a | | |
| **Unit/Subunit 26Z** | | | | | | | | | | |
| MOOSE | General Season | | 0 | 0 | 0 | 0 | | 0 | 0.00 | |
| SHEEP | General Season | | 1 | 1 | 0 | 0 | | 0 | n/a | |

# 1992-93 HARVEST INFORMATION BY UNIT/SUBUNIT: UNIT 26

| SPECIES | TYPE | TOTAL HARVEST | SEX | | | UNREPORTED | |
|---|---|---|---|---|---|---|---|
| | | | MALE | FEMALE | UNKNOWN | DLP | ILLEGAL |
| **UNIT 26 TOTALS FOR SPECIES AND HUNT TYPE** | | | | | | | |
| BLACK BEAR | General Season | n/a | n/a | n/a | n/a | | n/a |
| BROWN BEAR | DLP | 0 | 0 | 0 | 0 | 1 | 0 |
| BROWN BEAR | Drawing | 29 | 22 | 6 | 1 | | 0 |
| BROWN BEAR | General Season | 21 | 14 | 7 | 0 | | 4 |
| BROWN BEAR | Registration | 1 | 1 | 0 | 0 | | 0 |
| CARIBOU | General Season | 641 | 472 | 65 | 104 | | n/a |
| COYOTE | Hunting/Trapping | n/a | n/a | n/a | n/a | | n/a |
| FOX | Hunting/Trapping | n/a | n/a | n/a | n/a | | n/a |
| LYNX | Hunting/Trapping | 3 | 0 | 0 | 3 | | n/a |
| MARTEN | Trapping | n/a | n/a | n/a | n/a | | n/a |
| MINK | Trapping | n/a | n/a | n/a | n/a | | n/a |
| MOOSE | General Season | 109 | 101 | 8 | 0 | | 0 |
| MUSKOX | Federal | 8 | 8 | 0 | 0 | | 1 |
| MUSKOX | Tier II | 0 | 0 | 0 | 0 | | 0 |
| OTTER | Trapping | 0 | 0 | 0 | 0 | | n/a |
| SHEEP | Federal | 0 | 0 | 0 | 0 | | 0 |
| SHEEP | General Season | 139 | 137 | 0 | 2 | | 0 |
| SHEEP | Registration | 4 | 2 | 0 | 2 | | 0 |
| WOLF | Hunting/Trapping | 64 | 32 | 23 | 9 | | n/a |
| WOLVERINE | Hunting/Trapping | 15 | 11 | 3 | 1 | | n/a |
| **UNIT 26 TOTALS** | | | | | | | |
| BLACK BEAR | **TOTAL UNIT** | n/a | n/a | n/a | n/a | 0 | n/a |
| BROWN BEAR | **TOTAL UNIT** | 51 | 37 | 13 | 1 | 1 | 4 |
| CARIBOU | **TOTAL UNIT** | 641 | 472 | 65 | 104 | | n/a |
| COYOTE | **TOTAL UNIT** | n/a | n/a | n/a | n/a | | n/a |
| FOX | **TOTAL UNIT** | n/a | n/a | n/a | n/a | | n/a |
| LYNX | **TOTAL UNIT** | 3 | 0 | 0 | 3 | | n/a |
| MARTEN | **TOTAL UNIT** | n/a | n/a | n/a | n/a | | n/a |
| MINK | **TOTAL UNIT** | n/a | n/a | n/a | n/a | | n/a |
| MOOSE | **TOTAL UNIT** | 109 | 101 | 8 | 0 | | 0 |
| MUSKOX | **TOTAL UNIT** | 8 | 8 | 0 | 0 | | 1 |
| OTTER | **TOTAL UNIT** | 0 | 0 | 0 | 0 | | n/a |
| SHEEP | **TOTAL UNIT** | 143 | 139 | 0 | 4 | | 0 |
| WOLF | **TOTAL UNIT** | 64 | 32 | 23 | 9 | | n/a |
| WOLVERINE | **TOTAL UNIT** | 15 | 11 | 3 | 1 | | n/a |

# 1992-93 HARVEST INFORMATION BY UNIT/SUBUNIT: UNIT 27 (UNKNOWNS)

| SPECIES | TYPE | HUNT | TOTAL HARVEST | SEX MALE | SEX FEMALE | SEX UNKNOWN | DLP | UNREPORTED ILLEGAL | AVERAGE HORN LGTH./ ANTLER WIDTH | COMMENTS |
|---|---|---|---|---|---|---|---|---|---|---|
| **Unit/Subunit 27Z** | | | | | | | | | | |
| MOOSE | General Season | | 49 | 47 | 0 | 2 | | | 38.67 | |
| SHEEP | General Season | | 2 | 2 | 0 | 0 | | | 37.69 | |
| SHEEP | Drawing | D1102 | 0 | 0 | 0 | 0 | | 0 | 0.00 | |
| **UNIT 27 TOTALS FOR SPECIES AND HUNT TYPE** | | | | | | | | | | |
| MOOSE | General Season | | 49 | 47 | 0 | 2 | | | | |
| SHEEP | Drawing | | 0 | 0 | 0 | 0 | | 0 | | |
| SHEEP | General Season | | 2 | 2 | 0 | 0 | | | | |
| **UNIT 27 TOTALS** | | | | | | | | | | |
| MOOSE | **TOTAL UNIT** | | 49 | 47 | 0 | 2 | | 0 | | |
| SHEEP | **TOTAL UNIT** | | 2 | 2 | 0 | 0 | | 0 | | |

# 1992-93 HARVEST INFORMATION BY UNIT/SUBUNIT: STATEWIDE

| SPECIES | TYPE | TOTAL HARVEST | SEX | | | UNREPORTED | |
|---|---|---|---|---|---|---|---|
| | | | MALE | FEMALE | UNKNOWN | DLP | ILLEGAL |
| **STATEWIDE TOTALS FOR SPECIES AND HUNT TYPE** | | | | | | | |
| BEAVER | DLP | 0 | 0 | 0 | 0 | 9 | 0 |
| BEAVER | Trapping | 3239 | 0 | 0 | 3239 | | 50 |
| BISON | Drawing | 110 | 72 | 37 | 1 | | 0 |
| BLACK BEAR | DLP | 0 | 0 | 0 | 0 | 45 | 0 |
| BLACK BEAR | General Season | 1668 | 1157 | 461 | 50 | | 17 |
| BROWN BEAR | DLP | 0 | 0 | 0 | 0 | 78 | 0 |
| BROWN BEAR | Drawing | 131 | 86 | 44 | 1 | | 0 |
| BROWN BEAR | Federal | 1 | 1 | 0 | 0 | | 0 |
| BROWN BEAR | General Season | 646 | 411 | 227 | 8 | | 14 |
| BROWN BEAR | Registration | 305 | 210 | 91 | 4 | | n/a |
| CARIBOU | Drawing | 19 | 13 | 6 | 0 | | 0 |
| CARIBOU | Federal | 622 | 441 | 166 | 15 | | 132 |
| CARIBOU | General Season | 1254 | 1021 | 126 | 107 | | 212 |
| CARIBOU | Registration | 427 | 367 | 56 | 4 | | 2 |
| CARIBOU | Tier II | 3449 | 2194 | 1235 | 20 | | n/a |
| DEER | General Season | 21368 | 16405 | 4963 | 0 | | 63 |
| DEER | Registration | 187 | 187 | 0 | 0 | | 0 |
| ELK | Drawing | 23 | 7 | 16 | 0 | | 0 |
| ELK | Registration | 45 | 23 | 21 | 1 | | 0 |
| LYNX | Hunting/Trapping | 1366 | 15 | 18 | 1333 | | n/a |
| MARTEN | Trapping | 2364 | 889 | 511 | 964 | | n/a |
| MOOSE | DLP | 0 | 0 | 0 | 0 | 4 | 0 |
| MOOSE | Drawing | 397 | 127 | 269 | 1 | | 0 |
| MOOSE | Federal | 81 | 80 | 1 | 0 | | 7 |
| MOOSE | General Season | 5429 | 5179 | 215 | 35 | | 37 |
| MOOSE | Registration | 224 | 220 | 1 | 3 | | 4 |
| MOOSE | Tier II | 94 | 93 | 0 | 1 | | 0 |
| MT. GOAT | Drawing | 122 | 78 | 42 | 2 | | 0 |
| MT. GOAT | Federal | 3 | 0 | 3 | 0 | | 0 |
| MT. GOAT | Registration | 348 | 220 | 121 | 7 | | 0 |
| MT. GOAT | Tier II | 24 | 19 | 5 | 0 | | 0 |
| MUSKOX | Drawing | 46 | 46 | 0 | 0 | | 0 |
| MUSKOX | Federal | 8 | 8 | 0 | 0 | | 1 |
| MUSKOX | Registration | 55 | 30 | 25 | 0 | | 2 |
| MUSKOX | Tier II | 0 | 0 | 0 | 0 | | 0 |
| OTTER | Trapping | 1208 | 577 | 437 | 194 | | n/a |
| SHEEP | Drawing | 161 | 146 | 13 | 2 | | 0 |
| SHEEP | Federal | 4 | 4 | 0 | 0 | | 9 |
| SHEEP | General Season | 936 | 878 | 36 | 22 | | 4 |
| SHEEP | Registration | 8 | 3 | 1 | 4 | | n/a |
| SHEEP | Subsistence | 23 | 18 | 5 | 0 | | n/a |
| WOLF | Hunting/Trapping | 1051 | 542 | 422 | 87 | | n/a |
| WOLVERINE | Hunting/Trapping | 395 | 248 | 126 | 21 | | n/a |

# 1992-93 HARVEST INFORMATION BY UNIT/SUBUNIT: STATEWIDE

| SPECIES | TYPE | TOTAL HARVEST | SEX | | | UNREPORTED | |
|---|---|---|---|---|---|---|---|
| | | | MALE | FEMALE | UNKNOWN | DLP | ILLEGAL |
| **STATEWIDE TOTALS FOR SPECIES** | | | | | | | |
| BEAVER | **TOTAL STATEWIDE** | 3239 | 0 | 0 | 3239 | 9 | 50 |
| BISON | **TOTAL STATEWIDE** | 110 | 72 | 37 | 1 | | 0 |
| BLACK BEAR | **TOTAL STATEWIDE** | 1668 | 1157 | 461 | 50 | 45 | 17 |
| BROWN BEAR | **TOTAL STATEWIDE** | 1083 | 708 | 362 | 13 | 78 | 17 |
| CARIBOU | **TOTAL STATEWIDE** | 5771 | 4036 | 1589 | 146 | | 346 |
| DEER | **TOTAL STATEWIDE** | 21555 | 16592 | 4963 | 0 | | 63 |
| ELK | **TOTAL STATEWIDE** | 68 | 30 | 37 | 1 | | 0 |
| LYNX | **TOTAL STATEWIDE** | 1366 | 15 | 18 | 1333 | | n/a |
| MARTEN | **TOTAL STATEWIDE** | 2364 | 889 | 511 | 964 | | n/a |
| MOOSE | **TOTAL STATEWIDE** | 6225 | 5699 | 486 | 40 | 4 | 48 |
| MT. GOAT | **TOTAL STATEWIDE** | 497 | 317 | 171 | 9 | | 0 |
| MUSKOX | **TOTAL STATEWIDE** | 109 | 84 | 25 | 0 | | 3 |
| OTTER | **TOTAL STATEWIDE** | 1208 | 577 | 437 | 194 | | n/a |
| SHEEP | **TOTAL STATEWIDE** | 1132 | 1049 | 55 | 28 | | 13 |
| WOLF | **TOTAL STATEWIDE** | 1051 | 542 | 422 | 87 | | n/a |
| WOLVERINE | **TOTAL STATEWIDE** | 395 | 248 | 126 | 21 | | n/a |

# 1992-93 HUNTER INFORMATION BY UNIT/SUBUNIT: UNIT 01

| | | | SUCCESSFUL HUNTERS | | | | | UNSUCCESSFUL HUNTERS | | | | | PERCENT SUCCESSFUL | | | | | EFFORT | |
|---|---|---|---|---|---|---|---|---|---|---|---|---|---|---|---|---|---|---|---|
| SPECIES | TYPE | HUNT | TOTAL | UNIT RES | OTHER STATE RES | NON-RES | UNKN. RES | TOTAL | UNIT RES | OTHER STATE RES | NON-RES | UNKN. RES | TOTAL | UNIT RES | OTHER STATE RES | NON-RES | UNKN. RES | TOTAL HUNTER DAYS | AVG. HUNTER EFFORT |
| **Unit/Subunit 01A** | | | | | | | | | | | | | | | | | | | |
| BEAVER | Trapping | | 9 | 9 | 0 | 0 | 0 | n/a | n/a | n/a | n/a | n/a | n/a | n/a | 0.00 | 0.00 | 0.00 | n/a | n/a |
| BLACK BEAR | General Season | | 33 | 23 | 1 | 9 | 0 | n/a | n/a | n/a | n/a | n/a | n/a | n/a | n/a | n/a | 0.00 | n/a | n/a |
| BROWN BEAR | Registration | R0272F | 4 | 3 | 1 | 0 | 0 | 23 | 22 | 1 | 0 | 0 | 14.81 | 12.00 | 50.00 | 0.00 | 0.00 | 107 | 3.96 |
| BROWN BEAR | Registration | R0272S | 3 | 2 | 0 | 1 | 0 | 18 | 13 | 3 | 2 | 0 | 14.29 | 13.33 | 0.00 | 33.33 | 0.00 | 52 | 2.48 |
| BROWN BEAR | **TOTAL HUNT** | 0272 | 7 | 5 | 1 | 1 | 0 | 41 | 35 | 4 | 2 | 0 | | | | | | | |
| BROWN BEAR | **TOTAL SUBUNIT** | | 7 | 5 | 1 | 1 | 0 | 41 | 35 | 4 | 2 | 0 | | | | | | | |
| COYOTE | Hunting/Trapping | | n/a | n/a | n/a | n/a | n/a | n/a | n/a | n/a | n/a | n/a | n/a | n/a | n/a | n/a | n/a | n/a | n/a |
| DEER | General Season | | 294 | 292 | 2 | 0 | 0 | 457 | 439 | 10 | 8 | 0 | 39.15 | 39.95 | 16.67 | 0.00 | 0.00 | 4519 | 6.02 |
| FOX | Hunting/Trapping | | n/a | n/a | n/a | n/a | n/a | n/a | n/a | n/a | n/a | n/a | n/a | n/a | n/a | n/a | n/a | n/a | n/a |
| LYNX | Hunting/Trapping | | n/a | n/a | n/a | n/a | n/a | n/a | n/a | n/a | n/a | n/a | n/a | n/a | n/a | n/a | n/a | n/a | n/a |
| MARTEN | Trapping | | 13 | 13 | 0 | 0 | 0 | n/a | n/a | n/a | n/a | n/a | n/a | n/a | 0.00 | 0.00 | 0.00 | n/a | n/a |
| MINK | Trapping | | n/a | n/a | n/a | n/a | n/a | n/a | n/a | n/a | n/a | n/a | n/a | n/a | n/a | n/a | n/a | n/a | n/a |
| MOOSE | General Season | | 5 | 5 | 0 | 0 | 0 | 31 | 26 | 2 | 2 | 1 | 13.89 | 16.13 | 0.00 | 0.00 | 0.00 | 173 | 4.81 |
| MT. GOAT | Registration | R0801 | 23 | 17 | 5 | 1 | 0 | 76 | 67 | 8 | 1 | 0 | 23.23 | 20.24 | 38.46 | 50.00 | 0.00 | 289 | 2.92 |
| OTTER | Trapping | | 13 | 13 | 0 | 0 | 0 | n/a | n/a | n/a | n/a | n/a | n/a | n/a | 0.00 | 0.00 | 0.00 | n/a | n/a |
| WOLF | Hunting/Trapping | | 19 | 19 | 0 | 0 | 0 | n/a | n/a | n/a | n/a | n/a | n/a | n/a | 0.00 | 0.00 | 0.00 | n/a | n/a |
| WOLVERINE | Hunting/Trapping | | 2 | 1 | 0 | 0 | 1 | n/a | n/a | n/a | n/a | n/a | n/a | n/a | 0.00 | 0.00 | n/a | n/a | n/a |
| **Unit/Subunit 01B** | | | | | | | | | | | | | | | | | | | |
| BEAVER | Trapping | | 0 | 0 | 0 | 0 | 0 | n/a | n/a | n/a | n/a | n/a | 0.00 | 0.00 | 0.00 | 0.00 | 0.00 | n/a | n/a |
| BLACK BEAR | General Season | | 14 | 0 | 10 | 4 | 0 | n/a | n/a | n/a | n/a | n/a | n/a | 0.00 | n/a | n/a | 0.00 | n/a | n/a |
| BROWN BEAR | Registration | R0272F | 4 | 1 | 1 | 2 | 0 | 5 | 0 | 5 | 0 | 0 | 44.44 | 100.00 | 16.67 | 100.00 | 0.00 | 55 | 6.11 |
| BROWN BEAR | Registration | R0272S | 4 | 0 | 2 | 2 | 0 | 11 | 0 | 7 | 4 | 0 | 26.67 | 0.00 | 22.22 | 33.33 | 0.00 | 90 | 6.00 |
| BROWN BEAR | **TOTAL HUNT** | 0272 | 8 | 1 | 3 | 4 | 0 | 16 | 0 | 12 | 4 | 0 | | | | | | | |
| BROWN BEAR | **TOTAL SUBUNIT** | | 8 | 1 | 3 | 4 | 0 | 16 | 0 | 12 | 4 | 0 | | | | | | | |
| COYOTE | Hunting/Trapping | | n/a | n/a | n/a | n/a | n/a | n/a | n/a | n/a | n/a | n/a | n/a | n/a | n/a | n/a | n/a | n/a | n/a |
| DEER | General Season | | 133 | 0 | 133 | 0 | 0 | 112 | 0 | 112 | 0 | 0 | 54.29 | 0.00 | 54.29 | 0.00 | 0.00 | 1352 | 5.52 |
| MARTEN | Trapping | | 2 | 0 | 2 | 0 | 0 | n/a | n/a | n/a | n/a | n/a | n/a | 0.00 | n/a | 0.00 | 0.00 | n/a | n/a |
| MINK | Trapping | | n/a | n/a | n/a | n/a | n/a | n/a | n/a | n/a | n/a | n/a | n/a | n/a | n/a | n/a | n/a | n/a | n/a |
| MOOSE | General Season | | 19 | 0 | 19 | 0 | 0 | 212 | 0 | 206 | 3 | 3 | 8.23 | 0.00 | 8.44 | 0.00 | 0.00 | 1357 | 5.87 |
| MOOSE | Registration | R0955 | 25 | 0 | 24 | 1 | 0 | 83 | 0 | 83 | 0 | 0 | 23.15 | 0.00 | 22.43 | 100.00 | 0.00 | 594 | 5.50 |
| MOOSE | **TOTAL SUBUNIT** | | 44 | 0 | 43 | 1 | 0 | 295 | 0 | 289 | 3 | 3 | | | | | | | |
| MT. GOAT | Federal | R0801 | 2 | 0 | 2 | 0 | 0 | 0 | 0 | 0 | 0 | 0 | 100.00 | 0.00 | 100.00 | 0.00 | 0.00 | 8 | 4.00 |
| MT. GOAT | Registration | R0801 | 10 | 0 | 7 | 3 | 0 | 13 | 0 | 13 | 0 | 0 | 43.48 | 0.00 | 35.00 | 100.00 | 0.00 | 81 | 3.52 |
| MT. GOAT | Registration | R0804 | 18 | 0 | 17 | 1 | 0 | 43 | 0 | 36 | 5 | 2 | 29.51 | 0.00 | 32.08 | 16.67 | 0.00 | 154 | 2.52 |
| MT. GOAT | **TOTAL SUBUNIT** | | 30 | 0 | 26 | 4 | 0 | 56 | 0 | 49 | 5 | 2 | | | | | | | |
| OTTER | Trapping | | 3 | 0 | 3 | 0 | 0 | n/a | n/a | n/a | n/a | n/a | n/a | 0.00 | n/a | 0.00 | 0.00 | n/a | n/a |
| WOLF | Hunting/Trapping | | 2 | 0 | 2 | 0 | 0 | n/a | n/a | n/a | n/a | n/a | n/a | 0.00 | n/a | 0.00 | 0.00 | n/a | n/a |
| WOLVERINE | Hunting/Trapping | | 1 | 0 | 1 | 0 | 0 | n/a | n/a | n/a | n/a | n/a | n/a | 0.00 | n/a | 0.00 | 0.00 | n/a | n/a |

# 1992-93 HUNTER INFORMATION BY UNIT/SUBUNIT: UNIT 01

| SPECIES | TYPE | HUNT | SUCCESSFUL HUNTERS TOTAL | UNIT RES | OTHER STATE RES | NON-RES | UNKN. RES | UNSUCCESSFUL HUNTERS TOTAL | UNIT RES | OTHER STATE RES | NON-RES | UNKN. RES | PERCENT SUCCESSFUL TOTAL | UNIT RES | OTHER STATE RES | NON-RES | UNKN. RES | EFFORT TOTAL HUNTER DAYS | EFFORT AVG. HUNTER EFFORT |
|---|---|---|---|---|---|---|---|---|---|---|---|---|---|---|---|---|---|---|---|
| **Unit/Subunit 01C** | | | | | | | | | | | | | | | | | | | |
| BEAVER | Trapping | | 5 | 5 | 0 | 0 | 0 | n/a | n/a | n/a | n/a | n/a | n/a | n/a | 0.00 | 0.00 | 0.00 | n/a | n/a |
| BLACK BEAR | General Season | | 65 | 36 | 9 | 20 | 0 | n/a | n/a | n/a | n/a | n/a | n/a | n/a | n/a | n/a | 0.00 | n/a | n/a |
| BROWN BEAR | Registration | R0272F | 4 | 1 | 0 | 3 | 0 | 17 | 14 | 1 | 2 | 0 | 19.05 | 6.67 | 0.00 | 60.00 | 0.00 | 97 | 4.62 |
| BROWN BEAR | Registration | R0272S | 0 | 0 | 0 | 0 | 0 | 24 | 15 | 5 | 4 | 0 | 0.00 | 0.00 | 0.00 | 0.00 | 0.00 | 93 | 3.88 |
| BROWN BEAR | **TOTAL HUNT** | 0272 | 4 | 1 | 0 | 3 | 0 | 41 | 29 | 6 | 6 | 0 | | | | | | | |
| BROWN BEAR | **TOTAL SUBUNIT** | | 4 | 1 | 0 | 3 | 0 | 41 | 29 | 6 | 6 | 0 | | | | | | | |
| COYOTE | Hunting/Trapping | | n/a | n/a | n/a | n/a | n/a | n/a | n/a | n/a | n/a | n/a | n/a | n/a | n/a | n/a | n/a | n/a | n/a |
| DEER | General Season | | 342 | 321 | 15 | 6 | 0 | 618 | 550 | 63 | 5 | 0 | 35.63 | 36.85 | 19.23 | 54.55 | 0.00 | 3201 | 3.33 |
| FOX | Hunting/Trapping | | n/a | n/a | n/a | n/a | n/a | n/a | n/a | n/a | n/a | n/a | n/a | n/a | n/a | n/a | n/a | n/a | n/a |
| LYNX | Hunting/Trapping | | 1 | 1 | 0 | 0 | 0 | n/a | n/a | n/a | n/a | n/a | n/a | n/a | 0.00 | 0.00 | 0.00 | n/a | n/a |
| MARTEN | Trapping | | 8 | 6 | 2 | 0 | 0 | n/a | n/a | n/a | n/a | n/a | n/a | n/a | n/a | 0.00 | 0.00 | n/a | n/a |
| MINK | Trapping | | n/a | n/a | n/a | n/a | n/a | n/a | n/a | n/a | n/a | n/a | n/a | n/a | n/a | n/a | n/a | n/a | n/a |
| MOOSE | Drawing | D0901 | 5 | 5 | 0 | 0 | 0 | 0 | 0 | 0 | 0 | 0 | 100.00 | 100.00 | 0.00 | 0.00 | 0.00 | 16 | 3.20 |
| MOOSE | Drawing | D0902 | 4 | 4 | 0 | 0 | 0 | 0 | 0 | 0 | 0 | 0 | 100.00 | 100.00 | 0.00 | 0.00 | 0.00 | 7 | 1.75 |
| MOOSE | Registration | R0956 | 39 | 33 | 4 | 2 | 0 | 279 | 221 | 56 | 1 | 1 | 12.26 | 12.99 | 6.67 | 66.67 | 0.00 | 893 | 2.81 |
| MOOSE | **TOTAL SUBUNIT** | | 48 | 42 | 4 | 2 | 0 | 279 | 221 | 56 | 1 | 1 | | | | | | | |
| MT. GOAT | Registration | R0802 | 39 | 22 | 5 | 12 | 0 | 35 | 28 | 6 | 0 | 1 | 52.70 | 44.00 | 45.45 | 100.00 | 0.00 | 198 | 2.68 |
| OTTER | Trapping | | 6 | 4 | 2 | 0 | 0 | n/a | n/a | n/a | n/a | n/a | n/a | n/a | n/a | 0.00 | 0.00 | n/a | n/a |
| WOLF | Hunting/Trapping | | 4 | 4 | 0 | 0 | 0 | n/a | n/a | n/a | n/a | n/a | n/a | n/a | 0.00 | 0.00 | 0.00 | n/a | n/a |
| WOLVERINE | Hunting/Trapping | | 1 | 1 | 0 | 0 | 0 | n/a | n/a | n/a | n/a | n/a | n/a | n/a | 0.00 | 0.00 | 0.00 | n/a | n/a |
| **Unit/Subunit 01D** | | | | | | | | | | | | | | | | | | | |
| BLACK BEAR | General Season | | 29 | 26 | 2 | 1 | 0 | n/a | n/a | n/a | n/a | n/a | n/a | n/a | n/a | n/a | 0.00 | n/a | n/a |
| BROWN BEAR | Registration | R0272F | 14 | 8 | 1 | 5 | 0 | 11 | 6 | 4 | 1 | 0 | 56.00 | 57.14 | 20.00 | 83.33 | 0.00 | 100 | 4.00 |
| BROWN BEAR | Registration | R0272S | 6 | 3 | 0 | 3 | 0 | n/a | n/a | n/a | n/a | n/a | n/a | n/a | 0.00 | n/a | 0.00 | n/a | n/a |
| BROWN BEAR | **TOTAL HUNT** | 0272 | 20 | 11 | 1 | 8 | 0 | 11 | 6 | 4 | 1 | 0 | | | | | | | |
| BROWN BEAR | **TOTAL SUBUNIT** | | 20 | 11 | 1 | 8 | 0 | 11 | 6 | 4 | 1 | 0 | | | | | | | |
| COYOTE | Hunting/Trapping | | n/a | n/a | n/a | n/a | n/a | n/a | n/a | n/a | n/a | n/a | n/a | n/a | n/a | n/a | n/a | n/a | n/a |
| FOX | Hunting/Trapping | | n/a | n/a | n/a | n/a | n/a | n/a | n/a | n/a | n/a | n/a | n/a | n/a | n/a | n/a | n/a | n/a | n/a |
| LYNX | Hunting/Trapping | | 7 | 7 | 0 | 0 | 0 | n/a | n/a | n/a | n/a | n/a | n/a | n/a | 0.00 | 0.00 | 0.00 | n/a | n/a |
| MARTEN | Trapping | | 3 | 3 | 0 | 0 | 0 | n/a | n/a | n/a | n/a | n/a | n/a | n/a | 0.00 | 0.00 | 0.00 | n/a | n/a |
| MINK | Trapping | | n/a | n/a | n/a | n/a | n/a | n/a | n/a | n/a | n/a | n/a | n/a | n/a | n/a | n/a | n/a | n/a | n/a |
| MT. GOAT | Registration | R0805 | 23 | 21 | 2 | 0 | 0 | 47 | 38 | 8 | 1 | 0 | 32.86 | 35.59 | 20.00 | 0.00 | 0.00 | 150 | 2.14 |
| OTTER | Trapping | | 1 | 1 | 0 | 0 | 0 | n/a | n/a | n/a | n/a | n/a | n/a | n/a | 0.00 | 0.00 | 0.00 | n/a | n/a |
| WOLF | Hunting/Trapping | | 2 | 2 | 0 | 0 | 0 | n/a | n/a | n/a | n/a | n/a | n/a | n/a | 0.00 | 0.00 | 0.00 | n/a | n/a |
| WOLVERINE | Hunting/Trapping | | 4 | 4 | 0 | 0 | 0 | n/a | n/a | n/a | n/a | n/a | n/a | n/a | 0.00 | 0.00 | 0.00 | n/a | n/a |

# 1992-93 HUNTER INFORMATION BY UNIT/SUBUNIT: UNIT 01

| SPECIES | TYPE | HUNT TOTAL | SUCCESSFUL HUNTERS UNIT RES | SUCCESSFUL HUNTERS OTHER STATE RES | SUCCESSFUL HUNTERS NON-RES | SUCCESSFUL HUNTERS UNKN. RES | UNSUCCESSFUL HUNTERS TOTAL | UNSUCCESSFUL HUNTERS UNIT RES | UNSUCCESSFUL HUNTERS OTHER STATE RES | UNSUCCESSFUL HUNTERS NON-RES | UNSUCCESSFUL HUNTERS UNKN. RES |
|---|---|---|---|---|---|---|---|---|---|---|---|
| **UNIT 01 TOTALS FOR SPECIES AND HUNT TYPE** | | | | | | | | | | | |
| BEAVER | Trapping | 14 | 14 | 0 | 0 | 0 | n/a | n/a | n/a | n/a | n/a |
| BLACK BEAR | General Season | 141 | 85 | 22 | 34 | 0 | n/a | n/a | n/a | n/a | n/a |
| BROWN BEAR | Registration | 39 | 18 | 5 | 16 | 0 | 109 | 70 | 26 | 13 | 0 |
| COYOTE | Hunting/Trapping | n/a | n/a | n/a | n/a | n/a | n/a | n/a | n/a | n/a | n/a |
| DEER | General Season | 769 | 613 | 150 | 6 | 0 | 1187 | 989 | 185 | 13 | 0 |
| FOX | Hunting/Trapping | n/a | n/a | n/a | n/a | n/a | n/a | n/a | n/a | n/a | n/a |
| LYNX | Hunting/Trapping | 8 | 8 | 0 | 0 | 0 | n/a | n/a | n/a | n/a | n/a |
| MARTEN | Trapping | 26 | 22 | 4 | 0 | 0 | n/a | n/a | n/a | n/a | n/a |
| MINK | Trapping | n/a | n/a | n/a | n/a | n/a | n/a | n/a | n/a | n/a | n/a |
| MOOSE | Drawing | 9 | 9 | 0 | 0 | 0 | 0 | 0 | 0 | 0 | 0 |
| MOOSE | General Season | 24 | 5 | 19 | 0 | 0 | 243 | 26 | 208 | 5 | 4 |
| MOOSE | Registration | 64 | 33 | 28 | 3 | 0 | 362 | 221 | 139 | 1 | 1 |
| MT. GOAT | Federal | 2 | 0 | 2 | 0 | 0 | 0 | 0 | 0 | 0 | 0 |
| MT. GOAT | Registration | 113 | 60 | 36 | 17 | 0 | 214 | 133 | 71 | 7 | 3 |
| OTTER | Trapping | 23 | 18 | 5 | 0 | 0 | n/a | n/a | n/a | n/a | n/a |
| WOLF | Hunting/Trapping | 27 | 25 | 2 | 0 | 0 | n/a | n/a | n/a | n/a | n/a |
| WOLVERINE | Hunting/Trapping | 8 | 6 | 1 | 0 | 1 | n/a | n/a | n/a | n/a | n/a |
| **UNIT 01 TOTALS** | | | | | | | | | | | |
| BEAVER | **TOTAL UNIT** | 14 | 14 | 0 | 0 | 0 | n/a | n/a | n/a | n/a | n/a |
| BLACK BEAR | **TOTAL UNIT** | 141 | 85 | 22 | 34 | 0 | n/a | n/a | n/a | n/a | n/a |
| BROWN BEAR | **TOTAL UNIT** | 39 | 18 | 5 | 16 | 0 | 109 | 70 | 26 | 13 | 0 |
| COYOTE | **TOTAL UNIT** | n/a | n/a | n/a | n/a | n/a | n/a | n/a | n/a | n/a | n/a |
| DEER | **TOTAL UNIT** | 769 | 613 | 150 | 6 | 0 | 1187 | 989 | 185 | 13 | 0 |
| FOX | **TOTAL UNIT** | n/a | n/a | n/a | n/a | n/a | n/a | n/a | n/a | n/a | n/a |
| LYNX | **TOTAL UNIT** | 8 | 8 | 0 | 0 | 0 | n/a | n/a | n/a | n/a | n/a |
| MARTEN | **TOTAL UNIT** | 26 | 22 | 4 | 0 | 0 | n/a | n/a | n/a | n/a | n/a |
| MINK | **TOTAL UNIT** | n/a | n/a | n/a | n/a | n/a | n/a | n/a | n/a | n/a | n/a |
| MOOSE | **TOTAL UNIT** | 97 | 47 | 47 | 3 | 0 | 605 | 247 | 347 | 6 | 5 |
| MT. GOAT | **TOTAL UNIT** | 115 | 60 | 38 | 17 | 0 | 214 | 133 | 71 | 7 | 3 |
| OTTER | **TOTAL UNIT** | 23 | 18 | 5 | 0 | 0 | n/a | n/a | n/a | n/a | n/a |
| WOLF | **TOTAL UNIT** | 27 | 25 | 2 | 0 | 0 | n/a | n/a | n/a | n/a | n/a |
| WOLVERINE | **TOTAL UNIT** | 8 | 6 | 1 | 0 | 1 | n/a | n/a | n/a | n/a | n/a |

# 1992-93 HUNTER INFORMATION BY UNIT/SUBUNIT: UNIT 02

| SPECIES | TYPE | HUNT | SUCCESSFUL HUNTERS TOTAL | UNIT RES | OTHER STATE RES | NON-RES | UNKN. RES | UNSUCCESSFUL HUNTERS TOTAL | UNIT RES | OTHER STATE RES | NON-RES | UNKN. RES | PERCENT SUCCESSFUL TOTAL | UNIT RES | OTHER STATE RES | NON-RES | UNKN. RES | EFFORT TOTAL HUNTER DAYS | EFFORT AVG. HUNTER EFFORT |
|---|---|---|---|---|---|---|---|---|---|---|---|---|---|---|---|---|---|---|---|
| **Unit/Subunit 02** | | | | | | | | | | | | | | | | | | | |
| BEAVER | Trapping | 11 | 11 | 0 | 0 | 0 | n/a | n/a | n/a | n/a | n/a | n/a | n/a | n/a | 0.00 | 0.00 | 0.00 | n/a | n/a |
| BLACK BEAR | General Season | 222 | 16 | 78 | 128 | 0 | n/a | n/a | n/a | n/a | n/a | n/a | n/a | n/a | n/a | n/a | 0.00 | n/a | n/a |
| COYOTE | Hunting/Trapping | n/a | n/a | n/a | n/a | n/a | n/a | n/a | n/a | n/a | n/a | n/a | n/a | n/a | n/a | n/a | n/a | n/a | n/a |
| DEER | General Season | 2046 | 1458 | 571 | 17 | 0 | 628 | 299 | 291 | 38 | 0 | 76.51 | 82.98 | 66.24 | 30.91 | 0.00 | 12337 | 4.61 | |
| FOX | Hunting/Trapping | n/a | n/a | n/a | n/a | n/a | n/a | n/a | n/a | n/a | n/a | n/a | n/a | n/a | n/a | n/a | n/a | n/a | |
| LYNX | Hunting/Trapping | n/a | n/a | n/a | n/a | n/a | n/a | n/a | n/a | n/a | n/a | n/a | n/a | n/a | n/a | n/a | n/a | n/a | |
| MARTEN | Trapping | 575 | 385 | 190 | 0 | 0 | n/a | n/a | n/a | n/a | n/a | n/a | n/a | n/a | n/a | 0.00 | 0.00 | n/a | n/a |
| MINK | Trapping | n/a | n/a | n/a | n/a | n/a | n/a | n/a | n/a | n/a | n/a | n/a | n/a | n/a | n/a | n/a | n/a | n/a | n/a |
| OTTER | Trapping | 66 | 63 | 3 | 0 | 0 | n/a | n/a | n/a | n/a | n/a | n/a | n/a | n/a | n/a | 0.00 | 0.00 | n/a | n/a |
| WOLF | Hunting/Trapping | 105 | 85 | 18 | 1 | 1 | n/a | n/a | n/a | n/a | n/a | n/a | n/a | n/a | n/a | n/a | n/a | n/a | n/a |
| WOLVERINE | Hunting/Trapping | n/a | n/a | n/a | n/a | n/a | n/a | n/a | n/a | n/a | n/a | n/a | n/a | n/a | n/a | n/a | n/a | n/a | n/a |
| **UNIT 02 TOTALS FOR SPECIES AND HUNT TYPE** | | | | | | | | | | | | | | | | | | | |
| BEAVER | Trapping | 11 | 11 | 0 | 0 | 0 | n/a | n/a | n/a | n/a | n/a | | | | | | | | |
| BLACK BEAR | General Season | 222 | 16 | 78 | 128 | 0 | n/a | n/a | n/a | n/a | n/a | | | | | | | | |
| COYOTE | Hunting/Trapping | n/a | n/a | n/a | n/a | n/a | n/a | n/a | n/a | n/a | n/a | | | | | | | | |
| DEER | General Season | 2046 | 1458 | 571 | 17 | 0 | 628 | 299 | 291 | 38 | 0 | | | | | | | | |
| FOX | Hunting/Trapping | n/a | n/a | n/a | n/a | n/a | n/a | n/a | n/a | n/a | n/a | | | | | | | | |
| LYNX | Hunting/Trapping | n/a | n/a | n/a | n/a | n/a | n/a | n/a | n/a | n/a | n/a | | | | | | | | |
| MARTEN | Trapping | 575 | 385 | 190 | 0 | 0 | n/a | n/a | n/a | n/a | n/a | | | | | | | | |
| MINK | Trapping | n/a | n/a | n/a | n/a | n/a | n/a | n/a | n/a | n/a | n/a | | | | | | | | |
| OTTER | Trapping | 66 | 63 | 3 | 0 | 0 | n/a | n/a | n/a | n/a | n/a | | | | | | | | |
| WOLF | Hunting/Trapping | 105 | 85 | 18 | 1 | 1 | n/a | n/a | n/a | n/a | n/a | | | | | | | | |
| WOLVERINE | Hunting/Trapping | n/a | n/a | n/a | n/a | n/a | n/a | n/a | n/a | n/a | n/a | | | | | | | | |
| **UNIT 02 TOTALS** | | | | | | | | | | | | | | | | | | | |
| BEAVER | **TOTAL UNIT** | 11 | 11 | 0 | 0 | 0 | n/a | n/a | n/a | n/a | n/a | | | | | | | | |
| BLACK BEAR | **TOTAL UNIT** | 222 | 16 | 78 | 128 | 0 | n/a | n/a | n/a | n/a | n/a | | | | | | | | |
| COYOTE | **TOTAL UNIT** | n/a | n/a | n/a | n/a | n/a | n/a | n/a | n/a | n/a | n/a | | | | | | | | |
| DEER | **TOTAL UNIT** | 2046 | 1458 | 571 | 17 | 0 | 628 | 299 | 291 | 38 | 0 | | | | | | | | |
| FOX | **TOTAL UNIT** | n/a | n/a | n/a | n/a | n/a | n/a | n/a | n/a | n/a | n/a | | | | | | | | |
| LYNX | **TOTAL UNIT** | n/a | n/a | n/a | n/a | n/a | n/a | n/a | n/a | n/a | n/a | | | | | | | | |
| MARTEN | **TOTAL UNIT** | 575 | 385 | 190 | 0 | 0 | n/a | n/a | n/a | n/a | n/a | | | | | | | | |
| MINK | **TOTAL UNIT** | n/a | n/a | n/a | n/a | n/a | n/a | n/a | n/a | n/a | n/a | | | | | | | | |
| OTTER | **TOTAL UNIT** | 66 | 63 | 3 | 0 | 0 | n/a | n/a | n/a | n/a | n/a | | | | | | | | |
| WOLF | **TOTAL UNIT** | 105 | 85 | 18 | 1 | 1 | n/a | n/a | n/a | n/a | n/a | | | | | | | | |
| WOLVERINE | **TOTAL UNIT** | n/a | n/a | n/a | n/a | n/a | n/a | n/a | n/a | n/a | n/a | | | | | | | | |

# 1992-93 HUNTER INFORMATION BY UNIT/SUBUNIT: UNIT 03

| SPECIES | TYPE | HUNT | SUCCESSFUL HUNTERS TOTAL | SUCCESSFUL HUNTERS UNIT RES | SUCCESSFUL HUNTERS OTHER STATE RES | SUCCESSFUL HUNTERS NON-RES | SUCCESSFUL HUNTERS UNKN. RES | UNSUCCESSFUL HUNTERS TOTAL | UNSUCCESSFUL HUNTERS UNIT RES | UNSUCCESSFUL HUNTERS OTHER STATE RES | UNSUCCESSFUL HUNTERS NON-RES | UNSUCCESSFUL HUNTERS UNKN. RES | PERCENT SUCCESSFUL TOTAL | PERCENT SUCCESSFUL UNIT RES | PERCENT SUCCESSFUL OTHER STATE RES | PERCENT SUCCESSFUL NON-RES | PERCENT SUCCESSFUL UNKN. RES | EFFORT TOTAL HUNTER DAYS | EFFORT AVG. HUNTER EFFORT |
|---|---|---|---|---|---|---|---|---|---|---|---|---|---|---|---|---|---|---|---|
| **Unit/Subunit 03** | | | | | | | | | | | | | | | | | | | |
| BEAVER | Trapping | | 8 | 8 | 0 | 0 | 0 | n/a | n/a | n/a | n/a | n/a | n/a | n/a | 0.00 | 0.00 | 0.00 | n/a | n/a |
| BLACK BEAR | General Season | | 161 | 36 | 24 | 101 | 0 | n/a | n/a | n/a | n/a | n/a | n/a | n/a | n/a | n/a | 0.00 | n/a | n/a |
| BROWN BEAR | General Season | | 0 | 0 | 0 | 0 | 0 | n/a | n/a | n/a | n/a | n/a | 0.00 | 0.00 | 0.00 | 0.00 | 0.00 | n/a | n/a |
| COYOTE | Hunting/Trapping | | n/a | n/a | n/a | n/a | n/a | n/a | n/a | n/a | n/a | n/a | n/a | n/a | n/a | n/a | n/a | n/a | n/a |
| DEER | General Season | | 473 | 428 | 45 | 0 | 0 | 514 | 468 | 46 | 0 | 0 | 47.92 | 47.77 | 49.45 | 0.00 | 0.00 | 4713 | 4.78 |
| DEER | Registration | R0605 | 187 | 184 | 2 | 1 | 0 | 476 | 467 | 8 | 1 | 0 | 28.21 | 28.26 | 20.00 | 50.00 | 0.00 | 2058 | 3.10 |
| MARTEN | Trapping | | 8 | 8 | 0 | 0 | 0 | n/a | n/a | n/a | n/a | n/a | n/a | n/a | 0.00 | 0.00 | 0.00 | n/a | n/a |
| MINK | Trapping | | n/a | n/a | n/a | n/a | n/a | n/a | n/a | n/a | n/a | n/a | n/a | n/a | n/a | n/a | n/a | n/a | n/a |
| MOOSE | General Season | | 15 | 15 | 0 | 0 | 0 | 195 | 195 | 0 | 0 | 0 | 7.14 | 7.14 | 0.00 | 0.00 | 0.00 | 827 | 3.94 |
| OTTER | Trapping | | 4 | 4 | 0 | 0 | 0 | n/a | n/a | n/a | n/a | n/a | n/a | n/a | 0.00 | 0.00 | 0.00 | n/a | n/a |
| WOLF | Hunting/Trapping | | 14 | 10 | 2 | 2 | 0 | n/a | n/a | n/a | n/a | n/a | n/a | n/a | n/a | n/a | 0.00 | n/a | n/a |
| WOLVERINE | Hunting/Trapping | | 1 | 1 | 0 | 0 | 0 | n/a | n/a | n/a | n/a | n/a | n/a | n/a | 0.00 | 0.00 | 0.00 | n/a | n/a |
| **UNIT 03 TOTALS FOR SPECIES AND HUNT TYPE** | | | | | | | | | | | | | | | | | | | |
| BEAVER | Trapping | | 8 | 8 | 0 | 0 | 0 | n/a | n/a | n/a | n/a | n/a | | | | | | | |
| BLACK BEAR | General Season | | 161 | 36 | 24 | 101 | 0 | n/a | n/a | n/a | n/a | n/a | | | | | | | |
| BROWN BEAR | General Season | | 0 | 0 | 0 | 0 | 0 | n/a | n/a | n/a | n/a | n/a | | | | | | | |
| COYOTE | Hunting/Trapping | | n/a | n/a | n/a | n/a | n/a | n/a | n/a | n/a | n/a | n/a | | | | | | | |
| DEER | General Season | | 473 | 428 | 45 | 0 | 0 | 514 | 468 | 46 | 0 | 0 | | | | | | | |
| DEER | Registration | | 187 | 184 | 2 | 1 | 0 | 476 | 467 | 8 | 1 | 0 | | | | | | | |
| MARTEN | Trapping | | 8 | 8 | 0 | 0 | 0 | n/a | n/a | n/a | n/a | n/a | | | | | | | |
| MINK | Trapping | | n/a | n/a | n/a | n/a | n/a | n/a | n/a | n/a | n/a | n/a | | | | | | | |
| MOOSE | General Season | | 15 | 15 | 0 | 0 | 0 | 195 | 195 | 0 | 0 | 0 | | | | | | | |
| OTTER | Trapping | | 4 | 4 | 0 | 0 | 0 | n/a | n/a | n/a | n/a | n/a | | | | | | | |
| WOLF | Hunting/Trapping | | 14 | 10 | 2 | 2 | 0 | n/a | n/a | n/a | n/a | n/a | | | | | | | |
| WOLVERINE | Hunting/Trapping | | 1 | 1 | 0 | 0 | 0 | n/a | n/a | n/a | n/a | n/a | | | | | | | |
| **UNIT 03 TOTALS** | | | | | | | | | | | | | | | | | | | |
| BEAVER | **TOTAL UNIT** | | 8 | 8 | 0 | 0 | 0 | n/a | n/a | n/a | n/a | n/a | | | | | | | |
| BLACK BEAR | **TOTAL UNIT** | | 161 | 36 | 24 | 101 | 0 | n/a | n/a | n/a | n/a | n/a | | | | | | | |
| BROWN BEAR | **TOTAL UNIT** | | 0 | 0 | 0 | 0 | 0 | n/a | n/a | n/a | n/a | n/a | | | | | | | |
| COYOTE | **TOTAL UNIT** | | n/a | n/a | n/a | n/a | n/a | n/a | n/a | n/a | n/a | n/a | | | | | | | |
| DEER | **TOTAL UNIT** | | 660 | 612 | 47 | 1 | 0 | 990 | 935 | 54 | 1 | 0 | | | | | | | |
| MARTEN | **TOTAL UNIT** | | 8 | 8 | 0 | 0 | 0 | n/a | n/a | n/a | n/a | n/a | | | | | | | |
| MINK | **TOTAL UNIT** | | n/a | n/a | n/a | n/a | n/a | n/a | n/a | n/a | n/a | n/a | | | | | | | |
| MOOSE | **TOTAL UNIT** | | 15 | 15 | 0 | 0 | 0 | 195 | 195 | 0 | 0 | 0 | | | | | | | |
| OTTER | **TOTAL UNIT** | | 4 | 4 | 0 | 0 | 0 | n/a | n/a | n/a | n/a | n/a | | | | | | | |
| WOLF | **TOTAL UNIT** | | 14 | 10 | 2 | 2 | 0 | n/a | n/a | n/a | n/a | n/a | | | | | | | |
| WOLVERINE | **TOTAL UNIT** | | 1 | 1 | 0 | 0 | 0 | n/a | n/a | n/a | n/a | n/a | | | | | | | |

# 1992-93 HUNTER INFORMATION BY UNIT/SUBUNIT: UNIT 04

| SPECIES | TYPE | HUNT | SUCCESSFUL HUNTERS TOTAL | UNIT RES | OTHER STATE RES | NON-RES | UNKN. RES | UNSUCCESSFUL HUNTERS TOTAL | UNIT RES | OTHER STATE RES | NON-RES | UNKN. RES | PERCENT SUCCESSFUL TOTAL | UNIT RES | OTHER STATE RES | NON-RES | UNKN. RES | EFFORT TOTAL HUNTER DAYS | EFFORT AVG. HUNTER EFFORT |
|---|---|---|---|---|---|---|---|---|---|---|---|---|---|---|---|---|---|---|---|
| **Unit/Subunit 04** | | | | | | | | | | | | | | | | | | | |
| BEAVER | Trapping | | 0 | 0 | 0 | 0 | 0 | n/a | n/a | n/a | n/a | n/a | 0.00 | 0.00 | 0.00 | 0.00 | 0.00 | n/a | n/a |
| BROWN BEAR | Registration | R0277S | 18 | 1 | 8 | 9 | 0 | 28 | 5 | 15 | 8 | 0 | 39.13 | 16.67 | 34.78 | 52.94 | 0.00 | 229 | 4.98 |
| BROWN BEAR | Registration | R0278F | 8 | 3 | 1 | 4 | 0 | 22 | 16 | 2 | 4 | 0 | 26.67 | 15.79 | 33.33 | 50.00 | 0.00 | 107 | 3.57 |
| BROWN BEAR | Registration | R0278S | 9 | 2 | 1 | 6 | 0 | 28 | 20 | 2 | 6 | 0 | 24.32 | 9.09 | 33.33 | 50.00 | 0.00 | 151 | 4.08 |
| BROWN BEAR | **TOTAL HUNT** | 0278 | 17 | 5 | 2 | 10 | 0 | 50 | 36 | 4 | 10 | 0 | | | | | | | |
| BROWN BEAR | Registration | R0279F | 23 | 3 | 6 | 14 | 0 | 65 | 19 | 31 | 15 | 0 | 26.14 | 13.64 | 16.22 | 48.28 | 0.00 | 408 | 4.64 |
| BROWN BEAR | Registration | R0279S | 65 | 2 | 22 | 41 | 0 | 83 | 11 | 47 | 25 | 0 | 43.92 | 15.38 | 31.88 | 62.12 | 0.00 | 789 | 5.33 |
| BROWN BEAR | **TOTAL HUNT** | 0279 | 88 | 5 | 28 | 55 | 0 | 148 | 30 | 78 | 40 | 0 | | | | | | | |
| DEER | General Season | | 2739 | 1416 | 1310 | 13 | 0 | 1277 | 468 | 796 | 13 | 0 | 68.20 | 75.16 | 62.20 | 50.00 | 0.00 | 35862 | 8.93 |
| MARTEN | Trapping | | 31 | 26 | 5 | 0 | 0 | n/a | n/a | n/a | n/a | n/a | n/a | n/a | n/a | 0.00 | 0.00 | n/a | n/a |
| MINK | Trapping | | n/a | n/a | n/a | n/a | n/a | n/a | n/a | n/a | n/a | n/a | n/a | n/a | n/a | n/a | n/a | n/a | n/a |
| MT. GOAT | Registration | R0815 | 50 | 47 | 0 | 3 | 0 | 94 | 82 | 11 | 1 | 0 | 34.72 | 36.43 | 0.00 | 75.00 | 0.00 | 423 | 2.94 |
| OTTER | Trapping | | 19 | 16 | 3 | 0 | 0 | n/a | n/a | n/a | n/a | n/a | n/a | n/a | n/a | 0.00 | 0.00 | n/a | n/a |

**UNIT 04 TOTALS FOR SPECIES AND HUNT TYPE**

| | | | | | | | | | | | |
|---|---|---|---|---|---|---|---|---|---|---|---|
| BEAVER | Trapping | 0 | 0 | 0 | 0 | 0 | n/a | n/a | n/a | n/a | n/a |
| BROWN BEAR | Registration | 123 | 11 | 38 | 74 | 0 | 226 | 71 | 97 | 58 | 0 |
| DEER | General Season | 2739 | 1416 | 1310 | 13 | 0 | 1277 | 468 | 796 | 13 | 0 |
| MARTEN | Trapping | 31 | 26 | 5 | 0 | 0 | n/a | n/a | n/a | n/a | n/a |
| MINK | Trapping | n/a | n/a | n/a | n/a | n/a | n/a | n/a | n/a | n/a | n/a |
| MT. GOAT | Registration | 50 | 47 | 0 | 3 | 0 | 94 | 82 | 11 | 1 | 0 |
| OTTER | Trapping | 19 | 16 | 3 | 0 | 0 | n/a | n/a | n/a | n/a | n/a |

**UNIT 04 TOTALS**

| | | | | | | | | | | | |
|---|---|---|---|---|---|---|---|---|---|---|---|
| BEAVER | **TOTAL UNIT** | 0 | 0 | 0 | 0 | 0 | n/a | n/a | n/a | n/a | n/a |
| BROWN BEAR | **TOTAL UNIT** | 123 | 11 | 38 | 74 | 0 | 226 | 71 | 97 | 58 | 0 |
| DEER | **TOTAL UNIT** | 2739 | 1416 | 1310 | 13 | 0 | 1277 | 468 | 796 | 13 | 0 |
| MARTEN | **TOTAL UNIT** | 31 | 26 | 5 | 0 | 0 | n/a | n/a | n/a | n/a | n/a |
| MINK | **TOTAL UNIT** | n/a | n/a | n/a | n/a | n/a | n/a | n/a | n/a | n/a | n/a |
| MT. GOAT | **TOTAL UNIT** | 50 | 47 | 0 | 3 | 0 | 94 | 82 | 11 | 1 | 0 |
| OTTER | **TOTAL UNIT** | 19 | 16 | 3 | 0 | 0 | n/a | n/a | n/a | n/a | n/a |

# 1992-93 HUNTER INFORMATION BY UNIT/SUBUNIT: UNIT 05

| SPECIES | TYPE | HUNT | SUCCESSFUL HUNTERS TOTAL | UNIT RES | OTHER STATE RES | NON-RES | UNKN. RES | UNSUCCESSFUL HUNTERS TOTAL | UNIT RES | OTHER STATE RES | NON-RES | UNKN. RES | PERCENT SUCCESSFUL TOTAL | UNIT RES | OTHER STATE RES | NON-RES | UNKN. RES | EFFORT TOTAL HUNTER DAYS | EFFORT AVG. HUNTER EFFORT |
|---|---|---|---|---|---|---|---|---|---|---|---|---|---|---|---|---|---|---|---|
| **Unit/Subunit 05A** | | | | | | | | | | | | | | | | | | | |
| BEAVER | Trapping | | 1 | 1 | 0 | 0 | 0 | n/a | n/a | n/a | n/a | n/a | n/a | n/a | 0.00 | 0.00 | 0.00 | n/a | n/a |
| BLACK BEAR | General Season | | 18 | 2 | 4 | 12 | 0 | n/a | n/a | n/a | n/a | n/a | n/a | n/a | n/a | n/a | 0.00 | n/a | n/a |
| BROWN BEAR | General Season | | 31 | 2 | 8 | 21 | 0 | n/a | n/a | n/a | n/a | n/a | n/a | n/a | n/a | n/a | 0.00 | n/a | n/a |
| COYOTE | Hunting/Trapping | | n/a | n/a | n/a | n/a | n/a | n/a | n/a | n/a | n/a | n/a | n/a | n/a | n/a | n/a | n/a | n/a | n/a |
| DEER | General Season | | 0 | 0 | 0 | 0 | 0 | 15 | 15 | 0 | 0 | 0 | 0.00 | 0.00 | 0.00 | 0.00 | 0.00 | 61 | 4.07 |
| FOX | Hunting/Trapping | | n/a | n/a | n/a | n/a | n/a | n/a | n/a | n/a | n/a | n/a | n/a | n/a | n/a | n/a | n/a | n/a | n/a |
| LYNX | Hunting/Trapping | | 0 | 0 | 0 | 0 | 0 | n/a | n/a | n/a | n/a | n/a | 0.00 | 0.00 | 0.00 | 0.00 | 0.00 | n/a | n/a |
| MARTEN | Trapping | | 5 | 5 | 0 | 0 | 0 | n/a | n/a | n/a | n/a | n/a | n/a | n/a | 0.00 | 0.00 | 0.00 | n/a | n/a |
| MINK | Trapping | | n/a | n/a | n/a | n/a | n/a | n/a | n/a | n/a | n/a | n/a | n/a | n/a | n/a | n/a | n/a | n/a | n/a |
| MOOSE | Registration | R0961 | 50 | 32 | 15 | 3 | 0 | 190 | 127 | 56 | 5 | 2 | 20.83 | 20.13 | 21.13 | 37.50 | 0.00 | 901 | 3.75 |
| MT. GOAT | Registration | R0817 | 4 | 2 | 0 | 2 | 0 | 9 | 1 | 2 | 6 | 0 | 30.77 | 66.67 | 0.00 | 25.00 | 0.00 | 50 | 3.85 |
| OTTER | Trapping | | 2 | 2 | 0 | 0 | 0 | n/a | n/a | n/a | n/a | n/a | n/a | n/a | 0.00 | 0.00 | 0.00 | n/a | n/a |
| WOLF | Hunting/Trapping | | 4 | 0 | 2 | 2 | 0 | n/a | n/a | n/a | n/a | n/a | n/a | 0.00 | n/a | n/a | 0.00 | n/a | n/a |
| WOLVERINE | Hunting/Trapping | | 2 | 1 | 1 | 0 | 0 | n/a | n/a | n/a | n/a | n/a | n/a | n/a | n/a | 0.00 | 0.00 | n/a | n/a |
| **Unit/Subunit 05B** | | | | | | | | | | | | | | | | | | | |
| BEAVER | Trapping | | 0 | 0 | 0 | 0 | 0 | n/a | n/a | n/a | n/a | n/a | 0.00 | 0.00 | 0.00 | 0.00 | 0.00 | n/a | n/a |
| BLACK BEAR | General Season | | 0 | 0 | 0 | 0 | 0 | n/a | n/a | n/a | n/a | n/a | 0.00 | 0.00 | 0.00 | 0.00 | 0.00 | n/a | n/a |
| BROWN BEAR | General Season | | 8 | 1 | 0 | 7 | 0 | n/a | n/a | n/a | n/a | n/a | n/a | n/a | 0.00 | n/a | 0.00 | n/a | n/a |
| COYOTE | Hunting/Trapping | | n/a | n/a | n/a | n/a | n/a | n/a | n/a | n/a | n/a | n/a | n/a | n/a | n/a | n/a | n/a | n/a | n/a |
| FOX | Hunting/Trapping | | n/a | n/a | n/a | n/a | n/a | n/a | n/a | n/a | n/a | n/a | n/a | n/a | n/a | n/a | n/a | n/a | n/a |
| LYNX | Hunting/Trapping | | 0 | 0 | 0 | 0 | 0 | n/a | n/a | n/a | n/a | n/a | 0.00 | 0.00 | 0.00 | 0.00 | 0.00 | n/a | n/a |
| MARTEN | Trapping | | 0 | 0 | 0 | 0 | 0 | n/a | n/a | n/a | n/a | n/a | 0.00 | 0.00 | 0.00 | 0.00 | 0.00 | n/a | n/a |
| MINK | Trapping | | n/a | n/a | n/a | n/a | n/a | n/a | n/a | n/a | n/a | n/a | n/a | n/a | n/a | n/a | n/a | n/a | n/a |
| MOOSE | Registration | R0962 | 7 | 4 | 3 | 0 | 0 | 42 | 15 | 23 | 4 | 0 | 14.29 | 21.05 | 11.54 | 0.00 | 0.00 | 83 | 1.69 |
| MT. GOAT | Registration | R0817 | 0 | 0 | 0 | 0 | 0 | 0 | 0 | 0 | 0 | 0 | 0.00 | 0.00 | 0.00 | 0.00 | 0.00 | 0 | 0.00 |
| OTTER | Trapping | | 0 | 0 | 0 | 0 | 0 | n/a | n/a | n/a | n/a | n/a | 0.00 | 0.00 | 0.00 | 0.00 | 0.00 | n/a | n/a |
| WOLF | Hunting/Trapping | | 0 | 0 | 0 | 0 | 0 | n/a | n/a | n/a | n/a | n/a | 0.00 | 0.00 | 0.00 | 0.00 | 0.00 | n/a | n/a |
| WOLVERINE | Hunting/Trapping | | 0 | 0 | 0 | 0 | 0 | n/a | n/a | n/a | n/a | n/a | 0.00 | 0.00 | 0.00 | 0.00 | 0.00 | n/a | n/a |

# 1992-93 HUNTER INFORMATION BY UNIT/SUBUNIT: UNIT 05

| SPECIES | TYPE | HUNT TOTAL | SUCCESSFUL HUNTERS UNIT RES | SUCCESSFUL HUNTERS OTHER STATE RES | SUCCESSFUL HUNTERS NON-RES | SUCCESSFUL HUNTERS UNKN. RES | UNSUCCESSFUL HUNTERS TOTAL | UNSUCCESSFUL HUNTERS UNIT RES | UNSUCCESSFUL HUNTERS OTHER STATE RES | UNSUCCESSFUL HUNTERS NON-RES | UNSUCCESSFUL HUNTERS UNKN. RES |
|---|---|---|---|---|---|---|---|---|---|---|---|
| **UNIT 05 TOTALS FOR SPECIES AND HUNT TYPE** | | | | | | | | | | | |
| BEAVER | Trapping | 1 | 1 | 0 | 0 | 0 | n/a | n/a | n/a | n/a | n/a |
| BLACK BEAR | General Season | 18 | 2 | 4 | 12 | 0 | n/a | n/a | n/a | n/a | n/a |
| BROWN BEAR | General Season | 39 | 3 | 8 | 28 | 0 | n/a | n/a | n/a | n/a | n/a |
| COYOTE | Hunting/Trapping | n/a | n/a | n/a | n/a | n/a | n/a | n/a | n/a | n/a | n/a |
| DEER | General Season | 0 | 0 | 0 | 0 | 0 | 15 | 15 | 0 | 0 | 0 |
| FOX | Hunting/Trapping | n/a | n/a | n/a | n/a | n/a | n/a | n/a | n/a | n/a | n/a |
| LYNX | Hunting/Trapping | 0 | 0 | 0 | 0 | 0 | n/a | n/a | n/a | n/a | n/a |
| MARTEN | Trapping | 5 | 5 | 0 | 0 | 0 | n/a | n/a | n/a | n/a | n/a |
| MINK | Trapping | n/a | n/a | n/a | n/a | n/a | n/a | n/a | n/a | n/a | n/a |
| MOOSE | Registration | 57 | 36 | 18 | 3 | 0 | 232 | 142 | 79 | 9 | 2 |
| MT. GOAT | Registration | 4 | 2 | 0 | 2 | 0 | 9 | 1 | 2 | 6 | 0 |
| OTTER | Trapping | 2 | 2 | 0 | 0 | 0 | n/a | n/a | n/a | n/a | n/a |
| WOLF | Hunting/Trapping | 4 | 0 | 2 | 2 | 0 | n/a | n/a | n/a | n/a | n/a |
| WOLVERINE | Hunting/Trapping | 2 | 1 | 1 | 0 | 0 | n/a | n/a | n/a | n/a | n/a |
| **UNIT 05 TOTALS** | | | | | | | | | | | |
| BEAVER | **TOTAL UNIT** | 1 | 1 | 0 | 0 | 0 | n/a | n/a | n/a | n/a | n/a |
| BLACK BEAR | **TOTAL UNIT** | 18 | 2 | 4 | 12 | 0 | n/a | n/a | n/a | n/a | n/a |
| BROWN BEAR | **TOTAL UNIT** | 39 | 3 | 8 | 28 | 0 | n/a | n/a | n/a | n/a | n/a |
| COYOTE | **TOTAL UNIT** | n/a | n/a | n/a | n/a | n/a | n/a | n/a | n/a | n/a | n/a |
| DEER | **TOTAL UNIT** | 0 | 0 | 0 | 0 | 0 | 15 | 15 | 0 | 0 | 0 |
| FOX | **TOTAL UNIT** | n/a | n/a | n/a | n/a | n/a | n/a | n/a | n/a | n/a | n/a |
| LYNX | **TOTAL UNIT** | 0 | 0 | 0 | 0 | 0 | n/a | n/a | n/a | n/a | n/a |
| MARTEN | **TOTAL UNIT** | 5 | 5 | 0 | 0 | 0 | n/a | n/a | n/a | n/a | n/a |
| MINK | **TOTAL UNIT** | n/a | n/a | n/a | n/a | n/a | n/a | n/a | n/a | n/a | n/a |
| MOOSE | **TOTAL UNIT** | 57 | 36 | 18 | 3 | 0 | 232 | 142 | 79 | 9 | 2 |
| MT. GOAT | **TOTAL UNIT** | 4 | 2 | 0 | 2 | 0 | 9 | 1 | 2 | 6 | 0 |
| OTTER | **TOTAL UNIT** | 2 | 2 | 0 | 0 | 0 | n/a | n/a | n/a | n/a | n/a |
| WOLF | **TOTAL UNIT** | 4 | 0 | 2 | 2 | 0 | n/a | n/a | n/a | n/a | n/a |
| WOLVERINE | **TOTAL UNIT** | 2 | 1 | 1 | 0 | 0 | n/a | n/a | n/a | n/a | n/a |

# 1992-93 HUNTER INFORMATION BY UNIT/SUBUNIT: UNIT 06

| SPECIES | TYPE | HUNT | SUCCESSFUL HUNTERS TOTAL | UNIT RES | OTHER STATE RES | NON-RES | UNKN. RES | UNSUCCESSFUL HUNTERS TOTAL | UNIT RES | OTHER STATE RES | NON-RES | UNKN. RES | PERCENT SUCCESSFUL TOTAL | UNIT RES | OTHER STATE RES | NON-RES | UNKN. RES | EFFORT TOTAL HUNTER DAYS | EFFORT AVG. HUNTER EFFORT |
|---|---|---|---|---|---|---|---|---|---|---|---|---|---|---|---|---|---|---|---|
| **Unit/Subunit 06A** | | | | | | | | | | | | | | | | | | | |
| BEAVER | Trapping | | 1 | 0 | 1 | 0 | 0 | n/a | n/a | n/a | n/a | n/a | n/a | 0.00 | n/a | 0.00 | 0.00 | n/a | n/a |
| BLACK BEAR | General Season | | 38 | 7 | 8 | 23 | 0 | n/a | n/a | n/a | n/a | n/a | n/a | n/a | n/a | n/a | 0.00 | n/a | n/a |
| BROWN BEAR | General Season | | 12 | 1 | 4 | 7 | 0 | n/a | n/a | n/a | n/a | n/a | n/a | n/a | n/a | n/a | 0.00 | n/a | n/a |
| COYOTE | Hunting/Trapping | | n/a | n/a | n/a | n/a | n/a | n/a | n/a | n/a | n/a | n/a | n/a | n/a | n/a | n/a | n/a | n/a | n/a |
| DEER | General Season | | 0 | 0 | 0 | 0 | 0 | 0 | 0 | 0 | 0 | 0 | 0.00 | 0.00 | 0.00 | 0.00 | 0.00 | 0 | 0.00 |
| FOX | Hunting/Trapping | | n/a | n/a | n/a | n/a | n/a | n/a | n/a | n/a | n/a | n/a | n/a | n/a | n/a | n/a | n/a | n/a | n/a |
| LYNX | Hunting/Trapping | | 0 | 0 | 0 | 0 | 0 | n/a | n/a | n/a | n/a | n/a | 0.00 | 0.00 | 0.00 | 0.00 | 0.00 | n/a | n/a |
| MARTEN | Trapping | | 0 | 0 | 0 | 0 | 0 | n/a | n/a | n/a | n/a | n/a | 0.00 | 0.00 | 0.00 | 0.00 | 0.00 | n/a | n/a |
| MINK | Trapping | | n/a | n/a | n/a | n/a | n/a | n/a | n/a | n/a | n/a | n/a | n/a | n/a | n/a | n/a | n/a | n/a | n/a |
| MOOSE | General Season | | 133 | 70 | 30 | 33 | 0 | 68 | 27 | 25 | 15 | 1 | 66.17 | 72.16 | 54.55 | 68.75 | 0.00 | 777 | 3.87 |
| MT. GOAT | Registration | R0820 | 8 | 0 | 1 | 7 | 0 | 11 | 0 | 7 | 4 | 0 | 42.11 | 0.00 | 12.50 | 63.64 | 0.00 | 156 | 8.21 |
| MT. GOAT | Registration | R0825 | 3 | 0 | 0 | 3 | 0 | 3 | 1 | 2 | 0 | 0 | 50.00 | 0.00 | 0.00 | 100.00 | 0.00 | 17 | 2.83 |
| MT. GOAT | Registration | R0826 | 1 | 0 | 0 | 1 | 0 | 0 | 0 | 0 | 0 | 0 | 100.00 | 0.00 | 0.00 | 100.00 | 0.00 | 2 | 2.00 |
| MT. GOAT | Registration | R0878 | 0 | 0 | 0 | 0 | 0 | 1 | 0 | 0 | 1 | 0 | 0.00 | 0.00 | 0.00 | 0.00 | 0.00 | 3 | 3.00 |
| MT. GOAT | **TOTAL SUBUNIT** | | 12 | 0 | 1 | 11 | 0 | 15 | 1 | 9 | 5 | 0 | | | | | | | |
| OTTER | Trapping | | 0 | 0 | 0 | 0 | 0 | n/a | n/a | n/a | n/a | n/a | 0.00 | 0.00 | 0.00 | 0.00 | 0.00 | n/a | n/a |
| WOLF | Hunting/Trapping | | 0 | 0 | 0 | 0 | 0 | n/a | n/a | n/a | n/a | n/a | 0.00 | 0.00 | 0.00 | 0.00 | 0.00 | n/a | n/a |
| WOLVERINE | Hunting/Trapping | | 0 | 0 | 0 | 0 | 0 | n/a | n/a | n/a | n/a | n/a | 0.00 | 0.00 | 0.00 | 0.00 | 0.00 | n/a | n/a |
| **Unit/Subunit 06B** | | | | | | | | | | | | | | | | | | | |
| BEAVER | Trapping | | 0 | 0 | 0 | 0 | 0 | n/a | n/a | n/a | n/a | n/a | 0.00 | 0.00 | 0.00 | 0.00 | 0.00 | n/a | n/a |
| BLACK BEAR | General Season | | 8 | 1 | 5 | 2 | 0 | n/a | n/a | n/a | n/a | n/a | n/a | n/a | n/a | n/a | 0.00 | n/a | n/a |
| BROWN BEAR | General Season | | 4 | 1 | 0 | 3 | 0 | n/a | n/a | n/a | n/a | n/a | n/a | n/a | 0.00 | n/a | 0.00 | n/a | n/a |
| COYOTE | Hunting/Trapping | | n/a | n/a | n/a | n/a | n/a | n/a | n/a | n/a | n/a | n/a | n/a | n/a | n/a | n/a | n/a | n/a | n/a |
| DEER | General Season | | 0 | 0 | 0 | 0 | 0 | 0 | 0 | 0 | 0 | 0 | 0.00 | 0.00 | 0.00 | 0.00 | 0.00 | 0 | 0.00 |
| FOX | Hunting/Trapping | | n/a | n/a | n/a | n/a | n/a | n/a | n/a | n/a | n/a | n/a | n/a | n/a | n/a | n/a | n/a | n/a | n/a |
| LYNX | Hunting/Trapping | | 0 | 0 | 0 | 0 | 0 | n/a | n/a | n/a | n/a | n/a | 0.00 | 0.00 | 0.00 | 0.00 | 0.00 | n/a | n/a |
| MARTEN | Trapping | | 0 | 0 | 0 | 0 | 0 | n/a | n/a | n/a | n/a | n/a | 0.00 | 0.00 | 0.00 | 0.00 | 0.00 | n/a | n/a |
| MINK | Trapping | | n/a | n/a | n/a | n/a | n/a | n/a | n/a | n/a | n/a | n/a | n/a | n/a | n/a | n/a | n/a | n/a | n/a |
| MOOSE | Registration | R0964 | 28 | 25 | 3 | 0 | 0 | 84 | 74 | 10 | 0 | 0 | 25.00 | 25.25 | 23.08 | 0.00 | 0.00 | 214 | 1.91 |
| MOOSE | Drawing | D0966 | 13 | 13 | 0 | 0 | 0 | 4 | 4 | 0 | 0 | 0 | 76.47 | 76.47 | 0.00 | 0.00 | 0.00 | 61 | 3.59 |
| MOOSE | **TOTAL SUBUNIT** | | 41 | 38 | 3 | 0 | 0 | 88 | 78 | 10 | 0 | 0 | | | | | | | |
| MT. GOAT | Registration | R0826 | 5 | 0 | 2 | 3 | 0 | 2 | 0 | 2 | 0 | 0 | 71.43 | 0.00 | 50.00 | 100.00 | 0.00 | 123 | 17.57 |
| MT. GOAT | Registration | R0878 | 1 | 0 | 0 | 1 | 0 | 0 | 0 | 0 | 0 | 0 | 100.00 | 0.00 | 0.00 | 100.00 | 0.00 | 2 | 2.00 |
| MT. GOAT | **TOTAL SUBUNIT** | | 6 | 0 | 2 | 4 | 0 | 2 | 0 | 2 | 0 | 0 | | | | | | | |
| OTTER | Trapping | | 0 | 0 | 0 | 0 | 0 | n/a | n/a | n/a | n/a | n/a | 0.00 | 0.00 | 0.00 | 0.00 | 0.00 | n/a | n/a |
| WOLF | Hunting/Trapping | | 0 | 0 | 0 | 0 | 0 | n/a | n/a | n/a | n/a | n/a | 0.00 | 0.00 | 0.00 | 0.00 | 0.00 | n/a | n/a |
| WOLVERINE | Hunting/Trapping | | 0 | 0 | 0 | 0 | 0 | n/a | n/a | n/a | n/a | n/a | 0.00 | 0.00 | 0.00 | 0.00 | 0.00 | n/a | n/a |

# 1992-93 HUNTER INFORMATION BY UNIT/SUBUNIT: UNIT 06

| SPECIES | TYPE | HUNT | SUCCESSFUL HUNTERS TOTAL | UNIT RES | OTHER STATE RES | NON-RES | UNKN. RES | UNSUCCESSFUL HUNTERS TOTAL | UNIT RES | OTHER STATE RES | NON-RES | UNKN. RES | PERCENT SUCCESSFUL TOTAL | UNIT RES | OTHER STATE RES | NON-RES | UNKN. RES | EFFORT TOTAL HUNTER DAYS | EFFORT AVG. HUNTER EFFORT |
|---|---|---|---|---|---|---|---|---|---|---|---|---|---|---|---|---|---|---|---|
| **Unit/Subunit 06C** | | | | | | | | | | | | | | | | | | | |
| BEAVER | Trapping | | 21 | 21 | 0 | 0 | 0 | n/a | n/a | n/a | n/a | n/a | n/a | n/a | 0.00 | 0.00 | 0.00 | n/a | n/a |
| BLACK BEAR | General Season | | 20 | 17 | 3 | 0 | 0 | n/a | n/a | n/a | n/a | n/a | n/a | n/a | n/a | 0.00 | 0.00 | n/a | n/a |
| BROWN BEAR | General Season | | 1 | 1 | 0 | 0 | 0 | n/a | n/a | n/a | n/a | n/a | n/a | n/a | 0.00 | 0.00 | 0.00 | n/a | n/a |
| COYOTE | Hunting/Trapping | | n/a | n/a | n/a | n/a | n/a | n/a | n/a | n/a | n/a | n/a | n/a | n/a | n/a | n/a | n/a | n/a | n/a |
| DEER | General Season | | 9 | 9 | 0 | 0 | 0 | 9 | 0 | 4 | 5 | 0 | 50.00 | 100.00 | 0.00 | 0.00 | 0.00 | 60 | 3.33 |
| FOX | Hunting/Trapping | | n/a | n/a | n/a | n/a | n/a | n/a | n/a | n/a | n/a | n/a | n/a | n/a | n/a | n/a | n/a | n/a | n/a |
| LYNX | Hunting/Trapping | | 0 | 0 | 0 | 0 | 0 | n/a | n/a | n/a | n/a | n/a | 0.00 | 0.00 | 0.00 | 0.00 | 0.00 | n/a | n/a |
| MARTEN | Trapping | | 0 | 0 | 0 | 0 | 0 | n/a | n/a | n/a | n/a | n/a | 0.00 | 0.00 | 0.00 | 0.00 | 0.00 | n/a | n/a |
| MINK | Trapping | | n/a | n/a | n/a | n/a | n/a | n/a | n/a | n/a | n/a | n/a | n/a | n/a | n/a | n/a | n/a | n/a | n/a |
| MOOSE | Drawing | D0967 | 19 | 15 | 4 | 0 | 0 | 1 | 1 | 0 | 0 | 0 | 95.00 | 93.75 | 100.00 | 0.00 | 0.00 | 57 | 2.85 |
| MOOSE | Drawing | D0968 | 13 | 13 | 0 | 0 | 0 | 2 | 1 | 1 | 0 | 0 | 86.67 | 92.86 | 0.00 | 0.00 | 0.00 | 47 | 3.13 |
| MOOSE | **TOTAL SUBUNIT** | | 32 | 28 | 4 | 0 | 0 | 3 | 2 | 1 | 0 | 0 | | | | | | | |
| OTTER | Trapping | | 8 | 8 | 0 | 0 | 0 | n/a | n/a | n/a | n/a | n/a | n/a | n/a | 0.00 | 0.00 | 0.00 | n/a | n/a |
| WOLF | Hunting/Trapping | | 3 | 3 | 0 | 0 | 0 | n/a | n/a | n/a | n/a | n/a | n/a | n/a | 0.00 | 0.00 | 0.00 | n/a | n/a |
| WOLVERINE | Hunting/Trapping | | 9 | 9 | 0 | 0 | 0 | n/a | n/a | n/a | n/a | n/a | n/a | n/a | 0.00 | 0.00 | 0.00 | n/a | n/a |
| **Unit/Subunit 06D** | | | | | | | | | | | | | | | | | | | |
| BEAVER | Trapping | | 1 | 1 | 0 | 0 | 0 | n/a | n/a | n/a | n/a | n/a | n/a | n/a | 0.00 | 0.00 | 0.00 | n/a | n/a |
| BLACK BEAR | General Season | | 140 | 19 | 96 | 25 | 0 | n/a | n/a | n/a | n/a | n/a | n/a | n/a | n/a | n/a | 0.00 | n/a | n/a |
| BROWN BEAR | General Season | | 22 | 3 | 11 | 8 | 0 | n/a | n/a | n/a | n/a | n/a | n/a | n/a | n/a | n/a | 0.00 | n/a | n/a |
| COYOTE | Hunting/Trapping | | n/a | n/a | n/a | n/a | n/a | n/a | n/a | n/a | n/a | n/a | n/a | n/a | n/a | n/a | n/a | n/a | n/a |
| DEER | General Season | | 835 | 392 | 434 | 9 | 0 | 513 | 136 | 358 | 19 | 0 | 61.94 | 74.24 | 54.80 | 32.14 | 0.00 | 7229 | 5.36 |
| FOX | Hunting/Trapping | | n/a | n/a | n/a | n/a | n/a | n/a | n/a | n/a | n/a | n/a | n/a | n/a | n/a | n/a | n/a | n/a | n/a |
| LYNX | Hunting/Trapping | | 4 | 4 | 0 | 0 | 0 | n/a | n/a | n/a | n/a | n/a | n/a | n/a | 0.00 | 0.00 | 0.00 | n/a | n/a |
| MARTEN | Trapping | | 0 | 0 | 0 | 0 | 0 | n/a | n/a | n/a | n/a | n/a | 0.00 | 0.00 | 0.00 | 0.00 | 0.00 | n/a | n/a |
| MINK | Trapping | | n/a | n/a | n/a | n/a | n/a | n/a | n/a | n/a | n/a | n/a | n/a | n/a | n/a | n/a | n/a | n/a | n/a |
| MOOSE | General Season | | 2 | 2 | 0 | 0 | 0 | 10 | 8 | 2 | 0 | 0 | 16.67 | 20.00 | 0.00 | 0.00 | 0.00 | 40 | 3.33 |
| MT. GOAT | Federal | R0821 | 1 | 1 | 0 | 0 | 0 | 7 | 7 | 0 | 0 | 0 | 12.50 | 12.50 | 0.00 | 0.00 | 0.00 | 13 | 1.63 |
| MT. GOAT | Registration | R0822 | 5 | 2 | 2 | 1 | 0 | 14 | 2 | 10 | 2 | 0 | 26.32 | 50.00 | 16.67 | 33.33 | 0.00 | 66 | 3.47 |
| MT. GOAT | Registration | R0828 | 0 | 0 | 0 | 0 | 0 | 2 | 0 | 2 | 0 | 0 | 0.00 | 0.00 | 0.00 | 0.00 | 0.00 | 2 | 1.00 |
| MT. GOAT | Registration | R0829 | 11 | 2 | 9 | 0 | 0 | 6 | 1 | 4 | 1 | 0 | 64.71 | 66.67 | 69.23 | 0.00 | 0.00 | 51 | 3.00 |
| MT. GOAT | Registration | R0830 | 14 | 1 | 8 | 5 | 0 | 22 | 4 | 16 | 2 | 0 | 38.89 | 20.00 | 33.33 | 71.43 | 0.00 | 306 | 8.50 |
| MT. GOAT | Registration | R0878 | 0 | 0 | 0 | 0 | 0 | 1 | 0 | 1 | 0 | 0 | 0.00 | 0.00 | 0.00 | 0.00 | 0.00 | 5 | 5.00 |
| MT. GOAT | Registration | R0879 | 2 | 0 | 1 | 1 | 0 | 7 | 2 | 4 | 1 | 0 | 22.22 | 0.00 | 20.00 | 50.00 | 0.00 | 38 | 4.22 |
| MT. GOAT | **TOTAL SUBUNIT** | | 33 | 6 | 20 | 7 | 0 | 59 | 16 | 37 | 6 | 0 | | | | | | | |
| OTTER | Trapping | | 66 | 37 | 29 | 0 | 0 | n/a | n/a | n/a | n/a | n/a | n/a | n/a | n/a | 0.00 | 0.00 | n/a | n/a |
| WOLF | Hunting/Trapping | | 0 | 0 | 0 | 0 | 0 | n/a | n/a | n/a | n/a | n/a | 0.00 | 0.00 | 0.00 | 0.00 | 0.00 | n/a | n/a |
| WOLVERINE | Hunting/Trapping | | 10 | 8 | 0 | 0 | 2 | n/a | n/a | n/a | n/a | n/a | n/a | n/a | 0.00 | 0.00 | n/a | n/a | n/a |

# 1992-93 HUNTER INFORMATION BY UNIT/SUBUNIT: UNIT 06

| SPECIES | TYPE | HUNT TOTAL | SUCCESSFUL HUNTERS UNIT RES | SUCCESSFUL HUNTERS OTHER STATE RES | SUCCESSFUL HUNTERS NON-RES | SUCCESSFUL HUNTERS UNKN. RES | UNSUCCESSFUL HUNTERS TOTAL | UNSUCCESSFUL HUNTERS UNIT RES | UNSUCCESSFUL HUNTERS OTHER STATE RES | UNSUCCESSFUL HUNTERS NON-RES | UNSUCCESSFUL HUNTERS UNKN. RES |
|---|---|---|---|---|---|---|---|---|---|---|---|
| **UNIT 06 TOTALS FOR SPECIES AND HUNT TYPE** | | | | | | | | | | | |
| BEAVER | Trapping | 23 | 22 | 1 | 0 | 0 | n/a | n/a | n/a | n/a | n/a |
| BLACK BEAR | General Season | 206 | 44 | 112 | 50 | 0 | n/a | n/a | n/a | n/a | n/a |
| BROWN BEAR | General Season | 39 | 6 | 15 | 18 | 0 | n/a | n/a | n/a | n/a | n/a |
| COYOTE | Hunting/Trapping | n/a | n/a | n/a | n/a | n/a | n/a | n/a | n/a | n/a | n/a |
| DEER | General Season | 844 | 401 | 434 | 9 | 0 | 522 | 136 | 362 | 24 | 0 |
| FOX | Hunting/Trapping | n/a | n/a | n/a | n/a | n/a | n/a | n/a | n/a | n/a | n/a |
| LYNX | Hunting/Trapping | 4 | 4 | 0 | 0 | 0 | n/a | n/a | n/a | n/a | n/a |
| MARTEN | Trapping | 0 | 0 | 0 | 0 | 0 | n/a | n/a | n/a | n/a | n/a |
| MINK | Trapping | n/a | n/a | n/a | n/a | n/a | n/a | n/a | n/a | n/a | n/a |
| MOOSE | Drawing | 45 | 41 | 4 | 0 | 0 | 7 | 6 | 1 | 0 | 0 |
| MOOSE | General Season | 135 | 72 | 30 | 33 | 0 | 78 | 35 | 27 | 15 | 1 |
| MOOSE | Registration | 28 | 25 | 3 | 0 | 0 | 84 | 74 | 10 | 0 | 0 |
| MT. GOAT | Federal | 1 | 1 | 0 | 0 | 0 | 7 | 7 | 0 | 0 | 0 |
| MT. GOAT | Registration | 50 | 5 | 23 | 22 | 0 | 69 | 10 | 48 | 11 | 0 |
| OTTER | Trapping | 74 | 45 | 29 | 0 | 0 | n/a | n/a | n/a | n/a | n/a |
| WOLF | Hunting/Trapping | 3 | 3 | 0 | 0 | 0 | n/a | n/a | n/a | n/a | n/a |
| WOLVERINE | Hunting/Trapping | 19 | 17 | 0 | 0 | 2 | n/a | n/a | n/a | n/a | n/a |
| **UNIT 06 TOTALS** | | | | | | | | | | | |
| BEAVER | **TOTAL UNIT** | 23 | 22 | 1 | 0 | 0 | n/a | n/a | n/a | n/a | n/a |
| BLACK BEAR | **TOTAL UNIT** | 206 | 44 | 112 | 50 | 0 | n/a | n/a | n/a | n/a | n/a |
| BROWN BEAR | **TOTAL UNIT** | 39 | 6 | 15 | 18 | 0 | n/a | n/a | n/a | n/a | n/a |
| COYOTE | **TOTAL UNIT** | n/a | n/a | n/a | n/a | n/a | n/a | n/a | n/a | n/a | n/a |
| DEER | **TOTAL UNIT** | 844 | 401 | 434 | 9 | 0 | 522 | 136 | 362 | 24 | 0 |
| FOX | **TOTAL UNIT** | n/a | n/a | n/a | n/a | n/a | n/a | n/a | n/a | n/a | n/a |
| LYNX | **TOTAL UNIT** | 4 | 4 | 0 | 0 | 0 | n/a | n/a | n/a | n/a | n/a |
| MARTEN | **TOTAL UNIT** | 0 | 0 | 0 | 0 | 0 | n/a | n/a | n/a | n/a | n/a |
| MINK | **TOTAL UNIT** | n/a | n/a | n/a | n/a | n/a | n/a | n/a | n/a | n/a | n/a |
| MOOSE | **TOTAL UNIT** | 208 | 138 | 37 | 33 | 0 | 169 | 115 | 38 | 15 | 1 |
| MT. GOAT | **TOTAL UNIT** | 51 | 6 | 23 | 22 | 0 | 76 | 17 | 48 | 11 | 0 |
| OTTER | **TOTAL UNIT** | 74 | 45 | 29 | 0 | 0 | n/a | n/a | n/a | n/a | n/a |
| WOLF | **TOTAL UNIT** | 3 | 3 | 0 | 0 | 0 | n/a | n/a | n/a | n/a | n/a |
| WOLVERINE | **TOTAL UNIT** | 19 | 17 | 0 | 0 | 2 | n/a | n/a | n/a | n/a | n/a |

# 1992-93 HUNTER INFORMATION BY UNIT/SUBUNIT: UNIT 07

| SPECIES | TYPE | HUNT | SUCCESSFUL HUNTERS TOTAL | UNIT RES | OTHER STATE RES | NON-RES | UNKN. RES | UNSUCCESSFUL HUNTERS TOTAL | UNIT RES | OTHER STATE RES | NON-RES | UNKN. RES | PERCENT SUCCESSFUL TOTAL | UNIT RES | OTHER STATE RES | NON-RES | UNKN. RES | EFFORT TOTAL HUNTER DAYS | EFFORT AVG. HUNTER EFFORT |
|---|---|---|---|---|---|---|---|---|---|---|---|---|---|---|---|---|---|---|---|
| **Unit/Subunit 07** | | | | | | | | | | | | | | | | | | | |
| BEAVER | Trapping | | 38 | 28 | 9 | 0 | 1 | n/a | n/a | n/a | n/a | n/a | n/a | n/a | n/a | 0.00 | n/a | n/a | n/a |
| BLACK BEAR | General Season | | 92 | 20 | 64 | 6 | 2 | n/a | n/a | n/a | n/a | n/a | n/a | n/a | n/a | n/a | n/a | n/a | n/a |
| BROWN BEAR | General Season | | 9 | 1 | 7 | 1 | 0 | n/a | n/a | n/a | n/a | n/a | n/a | n/a | n/a | n/a | 0.00 | n/a | n/a |
| CARIBOU | Drawing | D0501 | 15 | 1 | 13 | 1 | 0 | 38 | 4 | 30 | 2 | 2 | 28.30 | 20.00 | 30.23 | 33.33 | 0.00 | 164 | 3.09 |
| COYOTE | Hunting/Trapping | | n/a | n/a | n/a | n/a | n/a | n/a | n/a | n/a | n/a | n/a | n/a | n/a | n/a | n/a | n/a | n/a | n/a |
| FOX | Hunting/Trapping | | n/a | n/a | n/a | n/a | n/a | n/a | n/a | n/a | n/a | n/a | n/a | n/a | n/a | n/a | n/a | n/a | n/a |
| LYNX | Hunting/Trapping | | 1 | 0 | 0 | 0 | 1 | n/a | n/a | n/a | n/a | n/a | n/a | 0.00 | 0.00 | 0.00 | n/a | n/a | n/a |
| MARTEN | Trapping | | 32 | 9 | 22 | 0 | 1 | n/a | n/a | n/a | n/a | n/a | n/a | n/a | n/a | 0.00 | n/a | n/a | n/a |
| MINK | Trapping | | n/a | n/a | n/a | n/a | n/a | n/a | n/a | n/a | n/a | n/a | n/a | n/a | n/a | n/a | n/a | n/a | n/a |
| MOOSE | General Season | | 55 | 24 | 26 | 4 | 1 | 385 | 166 | 205 | 6 | 8 | 12.50 | 12.63 | 11.26 | 40.00 | 11.11 | 2493 | 5.67 |
| MOOSE | Drawing | D0910 | 21 | 0 | 21 | 0 | 0 | 10 | 0 | 10 | 0 | 0 | 67.74 | 0.00 | 67.74 | 0.00 | 0.00 | 149 | 4.81 |
| MOOSE | Drawing | D0911 | 29 | 1 | 28 | 0 | 0 | 9 | 0 | 9 | 0 | 0 | 76.32 | 100.00 | 75.68 | 0.00 | 0.00 | 153 | 4.03 |
| MT. GOAT | Drawing | D0831 | 1 | 0 | 1 | 0 | 0 | 0 | 0 | 0 | 0 | 0 | 100.00 | 0.00 | 100.00 | 0.00 | 0.00 | 1 | 1.00 |
| MT. GOAT | Drawing | D0833 | 0 | 0 | 0 | 0 | 0 | 2 | 0 | 2 | 0 | 0 | 0.00 | 0.00 | 0.00 | 0.00 | 0.00 | 6 | 3.00 |
| MT. GOAT | Registration | R0833 | 5 | 0 | 5 | 0 | 0 | 73 | 3 | 69 | 0 | 1 | 6.41 | 0.00 | 6.76 | 0.00 | 0.00 | 167 | 2.14 |
| MT. GOAT | **TOTAL HUNT** | 0833 | 5 | 0 | 5 | 0 | 0 | 75 | 3 | 71 | 0 | 1 | | | | | | | |
| MT. GOAT | Drawing | D0834 | 3 | 0 | 3 | 0 | 0 | 3 | 0 | 3 | 0 | 0 | 50.00 | 0.00 | 50.00 | 0.00 | 0.00 | 20 | 3.33 |
| MT. GOAT | Drawing | D0835 | 3 | 0 | 3 | 0 | 0 | 4 | 0 | 4 | 0 | 0 | 42.86 | 0.00 | 42.86 | 0.00 | 0.00 | 30 | 4.29 |
| MT. GOAT | Drawing | D0836 | 5 | 0 | 5 | 0 | 0 | 13 | 1 | 12 | 0 | 0 | 27.78 | 0.00 | 29.41 | 0.00 | 0.00 | 58 | 3.22 |
| MT. GOAT | Registration | R0836 | 9 | 0 | 8 | 0 | 1 | 22 | 0 | 21 | 0 | 1 | 29.03 | 0.00 | 27.59 | 0.00 | 50.00 | 117 | 3.77 |
| MT. GOAT | **TOTAL HUNT** | 0836 | 14 | 0 | 13 | 0 | 1 | 35 | 1 | 33 | 0 | 1 | | | | | | | |
| MT. GOAT | Drawing | D0837 | 0 | 0 | 0 | 0 | 0 | 1 | 0 | 1 | 0 | 0 | 0.00 | 0.00 | 0.00 | 0.00 | 0.00 | 5 | 5.00 |
| MT. GOAT | Drawing | D0839 | 4 | 1 | 3 | 0 | 0 | 3 | 0 | 3 | 0 | 0 | 57.14 | 100.00 | 50.00 | 0.00 | 0.00 | 40 | 5.71 |
| MT. GOAT | Registration | R0839 | 22 | 2 | 20 | 0 | 0 | 44 | 6 | 37 | 0 | 1 | 33.33 | 25.00 | 35.09 | 0.00 | 0.00 | 122 | 1.85 |
| MT. GOAT | **TOTAL HUNT** | 0839 | 26 | 3 | 23 | 0 | 0 | 47 | 6 | 40 | 0 | 1 | | | | | | | |
| MT. GOAT | Drawing | D0840 | 0 | 0 | 0 | 0 | 0 | 6 | 0 | 6 | 0 | 0 | 0.00 | 0.00 | 0.00 | 0.00 | 0.00 | 26 | 4.33 |
| MT. GOAT | Registration | R0840 | 0 | 0 | 0 | 0 | 0 | 3 | 0 | 3 | 0 | 0 | 0.00 | 0.00 | 0.00 | 0.00 | 0.00 | 13 | 4.33 |
| MT. GOAT | **TOTAL HUNT** | 0840 | 0 | 0 | 0 | 0 | 0 | 9 | 0 | 9 | 0 | 0 | | | | | | | |
| MT. GOAT | Drawing | D0841 | 2 | 0 | 2 | 0 | 0 | 0 | 0 | 0 | 0 | 0 | 100.00 | 0.00 | 100.00 | 0.00 | 0.00 | 4 | 2.00 |
| MT. GOAT | Drawing | D0842 | 6 | 0 | 6 | 0 | 0 | 4 | 1 | 3 | 0 | 0 | 60.00 | 0.00 | 66.67 | 0.00 | 0.00 | 42 | 4.20 |
| MT. GOAT | Drawing | D0843 | 3 | 1 | 2 | 0 | 0 | 2 | 1 | 1 | 0 | 0 | 60.00 | 50.00 | 66.67 | 0.00 | 0.00 | 17 | 3.40 |
| MT. GOAT | Drawing | D0844 | 2 | 0 | 1 | 1 | 0 | 7 | 0 | 7 | 0 | 0 | 22.22 | 0.00 | 12.50 | 100.00 | 0.00 | 51 | 5.67 |
| MT. GOAT | Registration | R0844 | 0 | 0 | 0 | 0 | 0 | 3 | 2 | 1 | 0 | 0 | 0.00 | 0.00 | 0.00 | 0.00 | 0.00 | 6 | 2.00 |
| MT. GOAT | **TOTAL HUNT** | 0844 | 2 | 0 | 1 | 1 | 0 | 10 | 2 | 8 | 0 | 0 | | | | | | | |
| MT. GOAT | Drawing | D0845 | 6 | 0 | 6 | 0 | 0 | 13 | 0 | 12 | 0 | 1 | 31.58 | 0.00 | 33.33 | 0.00 | 0.00 | 74 | 3.89 |
| MT. GOAT | Registration | R0845 | 9 | 0 | 6 | 3 | 0 | 6 | 0 | 6 | 0 | 0 | 60.00 | 0.00 | 50.00 | 100.00 | 0.00 | 32 | 2.13 |
| MT. GOAT | **TOTAL HUNT** | 0845 | 15 | 0 | 12 | 3 | 0 | 19 | 0 | 18 | 0 | 1 | | | | | | | |
| MT. GOAT | Drawing | D0846 | 13 | 2 | 10 | 0 | 1 | 9 | 1 | 7 | 0 | 1 | 59.09 | 66.67 | 58.82 | 0.00 | 50.00 | 61 | 2.77 |
| MT. GOAT | Drawing | D0847 | 4 | 0 | 4 | 0 | 0 | 4 | 0 | 4 | 0 | 0 | 50.00 | 0.00 | 50.00 | 0.00 | 0.00 | 17 | 2.13 |
| MT. GOAT | Registration | R0852 | 4 | 0 | 3 | 1 | 0 | 1 | 0 | 1 | 0 | 0 | 80.00 | 0.00 | 75.00 | 100.00 | 0.00 | 13 | 2.60 |
| MT. GOAT | Tier II | T0852 | 4 | 0 | 4 | 0 | 0 | 4 | 1 | 3 | 0 | 0 | 50.00 | 0.00 | 57.14 | 0.00 | 0.00 | 37 | 4.63 |
| MT. GOAT | **TOTAL HUNT** | 0852 | 8 | 0 | 7 | 1 | 0 | 5 | 1 | 4 | 0 | 0 | | | | | | | |
| OTTER | Trapping | | 5 | 1 | 3 | 0 | 1 | n/a | n/a | n/a | n/a | n/a | n/a | n/a | n/a | 0.00 | n/a | n/a | n/a |
| SHEEP | General Season | | 5 | 1 | 4 | 0 | 0 | 107 | 11 | 92 | 1 | 3 | 4.46 | 8.33 | 4.17 | 0.00 | 0.00 | 440 | 3.93 |
| WOLF | Hunting/Trapping | | 3 | 1 | 0 | 0 | 2 | n/a | n/a | n/a | n/a | n/a | n/a | n/a | 0.00 | 0.00 | n/a | n/a | n/a |
| WOLVERINE | Hunting/Trapping | | 11 | 2 | 5 | 0 | 4 | n/a | n/a | n/a | n/a | n/a | n/a | n/a | n/a | 0.00 | n/a | n/a | n/a |

# 1992-93 HUNTER INFORMATION BY UNIT/SUBUNIT: UNIT 07

| SPECIES | TYPE | HUNT TOTAL | SUCCESSFUL HUNTERS UNIT RES | SUCCESSFUL HUNTERS OTHER STATE RES | SUCCESSFUL HUNTERS NON-RES | SUCCESSFUL HUNTERS UNKN. RES | UNSUCCESSFUL HUNTERS TOTAL | UNSUCCESSFUL HUNTERS UNIT RES | UNSUCCESSFUL HUNTERS OTHER STATE RES | UNSUCCESSFUL HUNTERS NON-RES | UNSUCCESSFUL HUNTERS UNKN. RES |
|---|---|---|---|---|---|---|---|---|---|---|---|
| **UNIT 07 TOTALS FOR SPECIES AND HUNT TYPE** | | | | | | | | | | | |
| BEAVER | Trapping | 38 | 28 | 9 | 0 | 1 | n/a | n/a | n/a | n/a | n/a |
| BLACK BEAR | General Season | 92 | 20 | 64 | 6 | 2 | n/a | n/a | n/a | n/a | n/a |
| BROWN BEAR | General Season | 9 | 1 | 7 | 1 | 0 | n/a | n/a | n/a | n/a | n/a |
| CARIBOU | Drawing | 15 | 1 | 13 | 1 | 0 | 38 | 4 | 30 | 2 | 2 |
| COYOTE | Hunting/Trapping | n/a | n/a | n/a | n/a | n/a | n/a | n/a | n/a | n/a | n/a |
| FOX | Hunting/Trapping | n/a | n/a | n/a | n/a | n/a | n/a | n/a | n/a | n/a | n/a |
| LYNX | Hunting/Trapping | 1 | 0 | 0 | 0 | 1 | n/a | n/a | n/a | n/a | n/a |
| MARTEN | Trapping | 32 | 9 | 22 | 0 | 1 | n/a | n/a | n/a | n/a | n/a |
| MINK | Trapping | n/a | n/a | n/a | n/a | n/a | n/a | n/a | n/a | n/a | n/a |
| MOOSE | Drawing | 50 | 1 | 49 | 0 | 0 | 19 | 0 | 19 | 0 | 0 |
| MOOSE | General Season | 55 | 24 | 26 | 4 | 1 | 385 | 166 | 205 | 6 | 8 |
| MT. GOAT | Drawing | 52 | 4 | 46 | 1 | 1 | 71 | 4 | 65 | 0 | 2 |
| MT. GOAT | Registration | 49 | 2 | 42 | 4 | 1 | 152 | 11 | 138 | 0 | 3 |
| MT. GOAT | Tier II | 4 | 0 | 4 | 0 | 0 | 4 | 1 | 3 | 0 | 0 |
| OTTER | Trapping | 5 | 1 | 3 | 0 | 1 | n/a | n/a | n/a | n/a | n/a |
| SHEEP | General Season | 5 | 1 | 4 | 0 | 0 | 107 | 11 | 92 | 1 | 3 |
| WOLF | Hunting/Trapping | 3 | 1 | 0 | 0 | 2 | n/a | n/a | n/a | n/a | n/a |
| WOLVERINE | Hunting/Trapping | 11 | 2 | 5 | 0 | 4 | n/a | n/a | n/a | n/a | n/a |
| **UNIT 07 TOTALS** | | | | | | | | | | | |
| BEAVER | **TOTAL UNIT** | 38 | 28 | 9 | 0 | 1 | n/a | n/a | n/a | n/a | n/a |
| BLACK BEAR | **TOTAL UNIT** | 92 | 20 | 64 | 6 | 2 | n/a | n/a | n/a | n/a | n/a |
| BROWN BEAR | **TOTAL UNIT** | 9 | 1 | 7 | 1 | 0 | n/a | n/a | n/a | n/a | n/a |
| CARIBOU | **TOTAL UNIT** | 15 | 1 | 13 | 1 | 0 | 38 | 4 | 30 | 2 | 2 |
| COYOTE | **TOTAL UNIT** | n/a | n/a | n/a | n/a | n/a | n/a | n/a | n/a | n/a | n/a |
| FOX | **TOTAL UNIT** | n/a | n/a | n/a | n/a | n/a | n/a | n/a | n/a | n/a | n/a |
| LYNX | **TOTAL UNIT** | 1 | 0 | 0 | 0 | 1 | n/a | n/a | n/a | n/a | n/a |
| MARTEN | **TOTAL UNIT** | 32 | 9 | 22 | 0 | 1 | n/a | n/a | n/a | n/a | n/a |
| MINK | **TOTAL UNIT** | n/a | n/a | n/a | n/a | n/a | n/a | n/a | n/a | n/a | n/a |
| MOOSE | **TOTAL UNIT** | 105 | 25 | 75 | 4 | 1 | 404 | 166 | 224 | 6 | 8 |
| MT. GOAT | **TOTAL UNIT** | 105 | 6 | 92 | 5 | 2 | 227 | 16 | 206 | 0 | 5 |
| OTTER | **TOTAL UNIT** | 5 | 1 | 3 | 0 | 1 | n/a | n/a | n/a | n/a | n/a |
| SHEEP | **TOTAL UNIT** | 5 | 1 | 4 | 0 | 0 | 107 | 11 | 92 | 1 | 3 |
| WOLF | **TOTAL UNIT** | 3 | 1 | 0 | 0 | 2 | n/a | n/a | n/a | n/a | n/a |
| WOLVERINE | **TOTAL UNIT** | 11 | 2 | 5 | 0 | 4 | n/a | n/a | n/a | n/a | n/a |

# 1992-93 HUNTER INFORMATION BY UNIT/SUBUNIT: UNIT 08

| SPECIES | TYPE | HUNT | SUCCESSFUL HUNTERS TOTAL | UNIT RES | OTHER STATE RES | NON-RES | UNKN. RES | UNSUCCESSFUL HUNTERS TOTAL | UNIT RES | OTHER STATE RES | NON-RES | UNKN. RES | PERCENT SUCCESSFUL TOTAL | UNIT RES | OTHER STATE RES | NON-RES | UNKN. RES | EFFORT TOTAL HUNTER DAYS | EFFORT AVG. HUNTER EFFORT |
|---|---|---|---|---|---|---|---|---|---|---|---|---|---|---|---|---|---|---|---|
| **Unit/Subunit 08** | | | | | | | | | | | | | | | | | | | |
| BEAVER | Trapping | | 65 | 63 | 0 | 0 | 2 | n/a | n/a | n/a | n/a | n/a | n/a | n/a | 0.00 | 0.00 | n/a | n/a | n/a |
| BROWN BEAR | Drawing | D0201 | 1 | 0 | 1 | 0 | 0 | 0 | 0 | 0 | 0 | 0 | 100.00 | 0.00 | 100.00 | 0.00 | 0.00 | 7 | 7.00 |
| BROWN BEAR | Registration | R0201 | 1 | 0 | 0 | 1 | 0 | 0 | 0 | 0 | 0 | 0 | 100.00 | 0.00 | 0.00 | 100.00 | 0.00 | 1 | 1.00 |
| BROWN BEAR | **TOTAL HUNT** | 0201 | 2 | 0 | 1 | 1 | 0 | 0 | 0 | 0 | 0 | 0 | | | | | | | |
| BROWN BEAR | Drawing | D0202 | 0 | 0 | 0 | 0 | 0 | 2 | 0 | 2 | 0 | 0 | 0.00 | 0.00 | 0.00 | 0.00 | 0.00 | 17 | 8.50 |
| BROWN BEAR | Registration | R0202 | 2 | 0 | 0 | 2 | 0 | 0 | 0 | 0 | 0 | 0 | 100.00 | 0.00 | 0.00 | 100.00 | 0.00 | 10 | 5.00 |
| BROWN BEAR | **TOTAL HUNT** | 0202 | 2 | 0 | 0 | 2 | 0 | 2 | 0 | 2 | 0 | 0 | | | | | | | |
| BROWN BEAR | Drawing | D0203 | 1 | 0 | 1 | 0 | 0 | 1 | 1 | 0 | 0 | 0 | 50.00 | 0.00 | 100.00 | 0.00 | 0.00 | n/a | n/a |
| BROWN BEAR | Registration | R0203 | 1 | 0 | 0 | 1 | 0 | 1 | 0 | 0 | 1 | 0 | 50.00 | 0.00 | 0.00 | 50.00 | 0.00 | 18 | 9.00 |
| BROWN BEAR | **TOTAL HUNT** | 0203 | 2 | 0 | 1 | 1 | 0 | 2 | 1 | 0 | 1 | 0 | | | | | | | |
| BROWN BEAR | Drawing | D0204 | 0 | 0 | 0 | 0 | 0 | 2 | 0 | 2 | 0 | 0 | 0.00 | 0.00 | 0.00 | 0.00 | 0.00 | 12 | 6.00 |
| BROWN BEAR | Registration | R0204 | 1 | 0 | 0 | 1 | 0 | 1 | 0 | 0 | 1 | 0 | 50.00 | 0.00 | 0.00 | 50.00 | 0.00 | 16 | 8.00 |
| BROWN BEAR | **TOTAL HUNT** | 0204 | 1 | 0 | 0 | 1 | 0 | 3 | 0 | 2 | 1 | 0 | | | | | | | |
| BROWN BEAR | Drawing | D0205 | 0 | 0 | 0 | 0 | 0 | 2 | 1 | 1 | 0 | 0 | 0.00 | 0.00 | 0.00 | 0.00 | 0.00 | 4 | 2.00 |
| BROWN BEAR | Registration | R0205 | 2 | 0 | 0 | 2 | 0 | 0 | 0 | 0 | 0 | 0 | 100.00 | 0.00 | 0.00 | 100.00 | 0.00 | 10 | 5.00 |
| BROWN BEAR | **TOTAL HUNT** | 0205 | 2 | 0 | 0 | 2 | 0 | 2 | 1 | 1 | 0 | 0 | | | | | | | |
| BROWN BEAR | Drawing | D0206 | 2 | 1 | 1 | 0 | 0 | 0 | 0 | 0 | 0 | 0 | 100.00 | 100.00 | 100.00 | 0.00 | 0.00 | 6 | 3.00 |
| BROWN BEAR | Registration | R0206 | 2 | 0 | 0 | 2 | 0 | 0 | 0 | 0 | 0 | 0 | 100.00 | 0.00 | 0.00 | 100.00 | 0.00 | 10 | 5.00 |
| BROWN BEAR | **TOTAL HUNT** | 0206 | 4 | 1 | 1 | 2 | 0 | 0 | 0 | 0 | 0 | 0 | | | | | | | |
| BROWN BEAR | Drawing | D0207 | 1 | 0 | 1 | 0 | 0 | 2 | 0 | 2 | 0 | 0 | 33.33 | 0.00 | 33.33 | 0.00 | 0.00 | 30 | 10.00 |
| BROWN BEAR | Registration | R0207 | 1 | 0 | 0 | 1 | 0 | 0 | 0 | 0 | 0 | 0 | 100.00 | 0.00 | 0.00 | 100.00 | 0.00 | 2 | 2.00 |
| BROWN BEAR | **TOTAL HUNT** | 0207 | 2 | 0 | 1 | 1 | 0 | 2 | 0 | 2 | 0 | 0 | | | | | | | |
| BROWN BEAR | Drawing | D0208 | 0 | 0 | 0 | 0 | 0 | 1 | 0 | 1 | 0 | 0 | 0.00 | 0.00 | 0.00 | 0.00 | 0.00 | 10 | 10.00 |
| BROWN BEAR | Registration | R0208 | 1 | 0 | 0 | 1 | 0 | 1 | 0 | 0 | 1 | 0 | 50.00 | 0.00 | 0.00 | 50.00 | 0.00 | 8 | 4.00 |
| BROWN BEAR | **TOTAL HUNT** | 0208 | 1 | 0 | 0 | 1 | 0 | 2 | 0 | 1 | 1 | 0 | | | | | | | |
| BROWN BEAR | Drawing | D0209 | 2 | 0 | 2 | 0 | 0 | 0 | 0 | 0 | 0 | 0 | 100.00 | 0.00 | 100.00 | 0.00 | 0.00 | 13 | 6.50 |
| BROWN BEAR | Registration | R0209 | 1 | 0 | 0 | 1 | 0 | 0 | 0 | 0 | 0 | 0 | 100.00 | 0.00 | 0.00 | 100.00 | 0.00 | 2 | 2.00 |
| BROWN BEAR | **TOTAL HUNT** | 0209 | 3 | 0 | 2 | 1 | 0 | 0 | 0 | 0 | 0 | 0 | | | | | | | |
| BROWN BEAR | Drawing | D0210 | 1 | 0 | 1 | 0 | 0 | 1 | 0 | 1 | 0 | 0 | 50.00 | 0.00 | 50.00 | 0.00 | 0.00 | 9 | 4.50 |
| BROWN BEAR | Registration | R0210 | 2 | 0 | 0 | 2 | 0 | 0 | 0 | 0 | 0 | 0 | 100.00 | 0.00 | 0.00 | 100.00 | 0.00 | 12 | 6.00 |
| BROWN BEAR | **TOTAL HUNT** | 0210 | 3 | 0 | 1 | 2 | 0 | 1 | 0 | 1 | 0 | 0 | | | | | | | |
| BROWN BEAR | Drawing | D0211 | 2 | 0 | 2 | 0 | 0 | 1 | 0 | 1 | 0 | 0 | 66.67 | 0.00 | 66.67 | 0.00 | 0.00 | 21 | 7.00 |
| BROWN BEAR | Registration | R0211 | 2 | 0 | 0 | 2 | 0 | 0 | 0 | 0 | 0 | 0 | 100.00 | 0.00 | 0.00 | 100.00 | 0.00 | 14 | 7.00 |
| BROWN BEAR | **TOTAL HUNT** | 0211 | 4 | 0 | 2 | 2 | 0 | 1 | 0 | 1 | 0 | 0 | | | | | | | |
| BROWN BEAR | Drawing | D0212 | 2 | 0 | 1 | 1 | 0 | 0 | 0 | 0 | 0 | 0 | 100.00 | 0.00 | 100.00 | 100.00 | 0.00 | 9 | 4.50 |
| BROWN BEAR | Registration | R0212 | 0 | 0 | 0 | 0 | 0 | 1 | 0 | 0 | 1 | 0 | 0.00 | 0.00 | 0.00 | 0.00 | 0.00 | 15 | 15.00 |
| BROWN BEAR | **TOTAL HUNT** | 0212 | 2 | 0 | 1 | 1 | 0 | 1 | 0 | 0 | 1 | 0 | | | | | | | |
| BROWN BEAR | Drawing | D0213 | 2 | 0 | 2 | 0 | 0 | 1 | 0 | 1 | 0 | 0 | 66.67 | 0.00 | 66.67 | 0.00 | 0.00 | 14 | 4.67 |
| BROWN BEAR | Registration | R0213 | 2 | 0 | 0 | 2 | 0 | 0 | 0 | 0 | 0 | 0 | 100.00 | 0.00 | 0.00 | 100.00 | 0.00 | 10 | 5.00 |
| BROWN BEAR | **TOTAL HUNT** | 0213 | 4 | 0 | 2 | 2 | 0 | 1 | 0 | 1 | 0 | 0 | | | | | | | |
| BROWN BEAR | Drawing | D0214 | 2 | 0 | 2 | 0 | 0 | 0 | 0 | 0 | 0 | 0 | 100.00 | 0.00 | 100.00 | 0.00 | 0.00 | 11 | 5.50 |
| BROWN BEAR | Registration | R0214 | 0 | 0 | 0 | 0 | 0 | 2 | 0 | 0 | 2 | 0 | 0.00 | 0.00 | 0.00 | 0.00 | 0.00 | 21 | 10.50 |
| BROWN BEAR | **TOTAL HUNT** | 0214 | 2 | 0 | 2 | 0 | 0 | 2 | 0 | 0 | 2 | 0 | | | | | | | |
| BROWN BEAR | Drawing | D0215 | 0 | 0 | 0 | 0 | 0 | 2 | 0 | 2 | 0 | 0 | 0.00 | 0.00 | 0.00 | 0.00 | 0.00 | 11 | 5.50 |
| BROWN BEAR | Registration | R0215 | 2 | 0 | 0 | 2 | 0 | 0 | 0 | 0 | 0 | 0 | 100.00 | 0.00 | 0.00 | 100.00 | 0.00 | 11 | 5.50 |
| BROWN BEAR | **TOTAL HUNT** | 0215 | 2 | 0 | 0 | 2 | 0 | 2 | 0 | 2 | 0 | 0 | | | | | | | |

# 1992-93 HUNTER INFORMATION BY UNIT/SUBUNIT: UNIT 08

| SPECIES | TYPE | HUNT | SUCCESSFUL HUNTERS TOTAL | UNIT RES | OTHER STATE RES | NON-RES | UNKN. RES | UNSUCCESSFUL HUNTERS TOTAL | UNIT RES | OTHER STATE RES | NON-RES | UNKN. RES | PERCENT SUCCESSFUL TOTAL | UNIT RES | OTHER STATE RES | NON-RES | UNKN. RES | EFFORT TOTAL HUNTER DAYS | EFFORT AVG. HUNTER EFFORT |
|---|---|---|---|---|---|---|---|---|---|---|---|---|---|---|---|---|---|---|---|
| **Unit/Subunit 08** | | | | | | | | | | | | | | | | | | | |
| BROWN BEAR | Drawing | D0216 | 0 | 0 | 0 | 0 | 0 | 3 | 1 | 2 | 0 | 0 | 0.00 | 0.00 | 0.00 | 0.00 | 0.00 | 16 | 5.33 |
| BROWN BEAR | Registration | R0216 | 0 | 0 | 0 | 0 | 0 | 1 | 0 | 0 | 1 | 0 | 0.00 | 0.00 | 0.00 | 0.00 | 0.00 | 7 | 7.00 |
| BROWN BEAR | **TOTAL HUNT** | 0216 | 0 | 0 | 0 | 0 | 0 | 4 | 1 | 2 | 1 | 0 | | | | | | | |
| BROWN BEAR | Drawing | D0217 | 1 | 0 | 1 | 0 | 0 | 2 | 1 | 1 | 0 | 0 | 33.33 | 0.00 | 50.00 | 0.00 | 0.00 | 25 | 8.33 |
| BROWN BEAR | Registration | R0217 | 1 | 0 | 0 | 1 | 0 | 1 | 0 | 0 | 1 | 0 | 50.00 | 0.00 | 0.00 | 50.00 | 0.00 | 19 | 9.50 |
| BROWN BEAR | **TOTAL HUNT** | 0217 | 2 | 0 | 1 | 1 | 0 | 3 | 1 | 1 | 1 | 0 | | | | | | | |
| BROWN BEAR | Drawing | D0218 | 0 | 0 | 0 | 0 | 0 | 1 | 0 | 1 | 0 | 0 | 0.00 | 0.00 | 0.00 | 0.00 | 0.00 | 6 | 6.00 |
| BROWN BEAR | Registration | R0218 | 0 | 0 | 0 | 0 | 0 | 1 | 0 | 0 | 1 | 0 | 0.00 | 0.00 | 0.00 | 0.00 | 0.00 | 12 | 12.00 |
| BROWN BEAR | **TOTAL HUNT** | 0218 | 0 | 0 | 0 | 0 | 0 | 2 | 0 | 1 | 1 | 0 | | | | | | | |
| BROWN BEAR | Drawing | D0219 | 1 | 0 | 1 | 0 | 0 | 0 | 0 | 0 | 0 | 0 | 100.00 | 0.00 | 100.00 | 0.00 | 0.00 | 3 | 3.00 |
| BROWN BEAR | Registration | R0219 | 1 | 0 | 0 | 1 | 0 | 0 | 0 | 0 | 0 | 0 | 100.00 | 0.00 | 0.00 | 100.00 | 0.00 | 7 | 7.00 |
| BROWN BEAR | **TOTAL HUNT** | 0219 | 2 | 0 | 1 | 1 | 0 | 0 | 0 | 0 | 0 | 0 | | | | | | | |
| BROWN BEAR | Drawing | D0220 | 0 | 0 | 0 | 0 | 0 | 1 | 0 | 1 | 0 | 0 | 0.00 | 0.00 | 0.00 | 0.00 | 0.00 | 0 | 0.00 |
| BROWN BEAR | Registration | R0220 | 1 | 0 | 0 | 1 | 0 | 0 | 0 | 0 | 0 | 0 | 100.00 | 0.00 | 0.00 | 100.00 | 0.00 | 7 | 7.00 |
| BROWN BEAR | **TOTAL HUNT** | 0220 | 1 | 0 | 0 | 1 | 0 | 1 | 0 | 1 | 0 | 0 | | | | | | | |
| BROWN BEAR | Drawing | D0221 | 1 | 0 | 1 | 0 | 0 | 2 | 0 | 2 | 0 | 0 | 33.33 | 0.00 | 33.33 | 0.00 | 0.00 | 12 | 4.00 |
| BROWN BEAR | Registration | R0221 | 1 | 0 | 0 | 1 | 0 | 1 | 0 | 0 | 1 | 0 | 50.00 | 0.00 | 0.00 | 50.00 | 0.00 | 17 | 8.50 |
| BROWN BEAR | **TOTAL HUNT** | 0221 | 2 | 0 | 1 | 1 | 0 | 3 | 0 | 2 | 1 | 0 | | | | | | | |
| BROWN BEAR | Drawing | D0222 | 0 | 0 | 0 | 0 | 0 | 1 | 0 | 1 | 0 | 0 | 0.00 | 0.00 | 0.00 | 0.00 | 0.00 | 6 | 6.00 |
| BROWN BEAR | Registration | R0222 | 2 | 0 | 0 | 2 | 0 | 0 | 0 | 0 | 0 | 0 | 100.00 | 0.00 | 0.00 | 100.00 | 0.00 | 21 | 10.50 |
| BROWN BEAR | **TOTAL HUNT** | 0222 | 2 | 0 | 0 | 2 | 0 | 1 | 0 | 1 | 0 | 0 | | | | | | | |
| BROWN BEAR | Drawing | D0223 | 0 | 0 | 0 | 0 | 0 | 0 | 0 | 0 | 0 | 0 | 0.00 | 0.00 | 0.00 | 0.00 | 0.00 | 0 | 0.00 |
| BROWN BEAR | Registration | R0223 | 0 | 0 | 0 | 0 | 0 | 1 | 0 | 0 | 1 | 0 | 0.00 | 0.00 | 0.00 | 0.00 | 0.00 | 15 | 15.00 |
| BROWN BEAR | **TOTAL HUNT** | 0223 | 0 | 0 | 0 | 0 | 0 | 1 | 0 | 0 | 1 | 0 | | | | | | | |
| BROWN BEAR | Drawing | D0224 | 1 | 0 | 1 | 0 | 0 | 2 | 1 | 1 | 0 | 0 | 33.33 | 0.00 | 50.00 | 0.00 | 0.00 | 14 | 4.67 |
| BROWN BEAR | Registration | R0224 | 1 | 0 | 0 | 1 | 0 | 1 | 0 | 0 | 1 | 0 | 50.00 | 0.00 | 0.00 | 50.00 | 0.00 | 15 | 7.50 |
| BROWN BEAR | **TOTAL HUNT** | 0224 | 2 | 0 | 1 | 1 | 0 | 3 | 1 | 1 | 1 | 0 | | | | | | | |
| BROWN BEAR | Drawing | D0225 | 0 | 0 | 0 | 0 | 0 | 2 | 0 | 2 | 0 | 0 | 0.00 | 0.00 | 0.00 | 0.00 | 0.00 | 18 | 9.00 |
| BROWN BEAR | Registration | R0225 | 0 | 0 | 0 | 0 | 0 | 1 | 0 | 0 | 1 | 0 | 0.00 | 0.00 | 0.00 | 0.00 | 0.00 | 9 | 9.00 |
| BROWN BEAR | **TOTAL HUNT** | 0225 | 0 | 0 | 0 | 0 | 0 | 3 | 0 | 2 | 1 | 0 | | | | | | | |
| BROWN BEAR | Drawing | D0226 | 3 | 0 | 3 | 0 | 0 | 0 | 0 | 0 | 0 | 0 | 100.00 | 0.00 | 100.00 | 0.00 | 0.00 | 20 | 6.67 |
| BROWN BEAR | Registration | R0226 | 0 | 0 | 0 | 0 | 0 | 1 | 0 | 0 | 1 | 0 | 0.00 | 0.00 | 0.00 | 0.00 | 0.00 | 10 | 10.00 |
| BROWN BEAR | **TOTAL HUNT** | 0226 | 3 | 0 | 3 | 0 | 0 | 1 | 0 | 0 | 1 | 0 | | | | | | | |
| BROWN BEAR | Drawing | D0227 | 0 | 0 | 0 | 0 | 0 | 5 | 2 | 3 | 0 | 0 | 0.00 | 0.00 | 0.00 | 0.00 | 0.00 | 36 | 7.20 |
| BROWN BEAR | Registration | R0227 | 2 | 0 | 0 | 2 | 0 | 0 | 0 | 0 | 0 | 0 | 100.00 | 0.00 | 0.00 | 100.00 | 0.00 | 9 | 4.50 |
| BROWN BEAR | **TOTAL HUNT** | 0227 | 2 | 0 | 0 | 2 | 0 | 5 | 2 | 3 | 0 | 0 | | | | | | | |
| BROWN BEAR | Drawing | D0228 | 0 | 0 | 0 | 0 | 0 | 5 | 0 | 5 | 0 | 0 | 0.00 | 0.00 | 0.00 | 0.00 | 0.00 | 31 | 6.20 |
| BROWN BEAR | Registration | R0228 | 0 | 0 | 0 | 0 | 0 | 2 | 0 | 0 | 2 | 0 | 0.00 | 0.00 | 0.00 | 0.00 | 0.00 | 15 | 7.50 |
| BROWN BEAR | **TOTAL HUNT** | 0228 | 0 | 0 | 0 | 0 | 0 | 7 | 0 | 5 | 2 | 0 | | | | | | | |
| BROWN BEAR | Drawing | D0229 | 3 | 2 | 1 | 0 | 0 | 8 | 2 | 6 | 0 | 0 | 27.27 | 50.00 | 14.29 | 0.00 | 0.00 | 91 | 8.27 |
| BROWN BEAR | Registration | R0229 | 1 | 0 | 0 | 1 | 0 | 3 | 0 | 0 | 3 | 0 | 25.00 | 0.00 | 0.00 | 25.00 | 0.00 | 36 | 9.00 |
| BROWN BEAR | **TOTAL HUNT** | 0229 | 4 | 2 | 1 | 1 | 0 | 11 | 2 | 6 | 3 | 0 | | | | | | | |
| BROWN BEAR | Registration | R0230 | 7 | 5 | 0 | 2 | 0 | 64 | 50 | 10 | 4 | 0 | 9.86 | 9.09 | 0.00 | 33.33 | 0.00 | 463 | 6.52 |
| BROWN BEAR | Drawing | D0231 | 0 | 0 | 0 | 0 | 0 | 0 | 0 | 0 | 0 | 0 | 0.00 | 0.00 | 0.00 | 0.00 | 0.00 | 0 | 0.00 |
| BROWN BEAR | Registration | R0231 | 0 | 0 | 0 | 0 | 0 | 1 | 0 | 0 | 1 | 0 | 0.00 | 0.00 | 0.00 | 0.00 | 0.00 | 12 | 12.00 |
| BROWN BEAR | **TOTAL HUNT** | 0231 | 0 | 0 | 0 | 0 | 0 | 1 | 0 | 0 | 1 | 0 | | | | | | | |

# 1992-93 HUNTER INFORMATION BY UNIT/SUBUNIT: UNIT 08

| SPECIES | TYPE | HUNT | SUCCESSFUL HUNTERS TOTAL | UNIT RES | OTHER STATE RES | NON-RES | UNKN. RES | UNSUCCESSFUL HUNTERS TOTAL | UNIT RES | OTHER STATE RES | NON-RES | UNKN. RES | PERCENT SUCCESSFUL TOTAL | UNIT RES | OTHER STATE RES | NON-RES | UNKN. RES | EFFORT TOTAL HUNTER DAYS | EFFORT AVG. HUNTER EFFORT |
|---|---|---|---|---|---|---|---|---|---|---|---|---|---|---|---|---|---|---|---|
| **Unit/Subunit 08** | | | | | | | | | | | | | | | | | | | |
| BROWN BEAR | Drawing | D0232 | 0 | 0 | 0 | 0 | 0 | 2 | 1 | 1 | 0 | 0 | 0.00 | 0.00 | 0.00 | 0.00 | 0.00 | 19 | 9.50 |
| BROWN BEAR | Registration | R0232 | 0 | 0 | 0 | 0 | 0 | 2 | 0 | 0 | 2 | 0 | 0.00 | 0.00 | 0.00 | 0.00 | 0.00 | 13 | 6.50 |
| BROWN BEAR | **TOTAL HUNT** | 0232 | 0 | 0 | 0 | 0 | 0 | 4 | 1 | 1 | 2 | 0 | | | | | | | |
| BROWN BEAR | Drawing | D0233 | 1 | 1 | 0 | 0 | 0 | 3 | 0 | 3 | 0 | 0 | 25.00 | 100.00 | 0.00 | 0.00 | 0.00 | 36 | 9.00 |
| BROWN BEAR | Registration | R0233 | 3 | 0 | 0 | 3 | 0 | 0 | 0 | 0 | 0 | 0 | 100.00 | 0.00 | 0.00 | 100.00 | 0.00 | 26 | 8.67 |
| BROWN BEAR | **TOTAL HUNT** | 0233 | 4 | 1 | 0 | 3 | 0 | 3 | 0 | 3 | 0 | 0 | | | | | | | |
| BROWN BEAR | Drawing | D0234 | 2 | 0 | 2 | 0 | 0 | 3 | 0 | 3 | 0 | 0 | 40.00 | 0.00 | 40.00 | 0.00 | 0.00 | 39 | 7.80 |
| BROWN BEAR | Registration | R0234 | 3 | 0 | 0 | 3 | 0 | 0 | 0 | 0 | 0 | 0 | 100.00 | 0.00 | 0.00 | 100.00 | 0.00 | 19 | 6.33 |
| BROWN BEAR | **TOTAL HUNT** | 0234 | 5 | 0 | 2 | 3 | 0 | 3 | 0 | 3 | 0 | 0 | | | | | | | |
| BROWN BEAR | Drawing | D0235 | 1 | 0 | 1 | 0 | 0 | 1 | 0 | 1 | 0 | 0 | 50.00 | 0.00 | 50.00 | 0.00 | 0.00 | 16 | 8.00 |
| BROWN BEAR | Registration | R0235 | 3 | 0 | 0 | 3 | 0 | 0 | 0 | 0 | 0 | 0 | 100.00 | 0.00 | 0.00 | 100.00 | 0.00 | 10 | 3.33 |
| BROWN BEAR | **TOTAL HUNT** | 0235 | 4 | 0 | 1 | 3 | 0 | 1 | 0 | 1 | 0 | 0 | | | | | | | |
| BROWN BEAR | Drawing | D0236 | 2 | 0 | 2 | 0 | 0 | 2 | 0 | 2 | 0 | 0 | 50.00 | 0.00 | 50.00 | 0.00 | 0.00 | 20 | 5.00 |
| BROWN BEAR | Registration | R0236 | 3 | 0 | 0 | 3 | 0 | 0 | 0 | 0 | 0 | 0 | 100.00 | 0.00 | 0.00 | 100.00 | 0.00 | 13 | 4.33 |
| BROWN BEAR | **TOTAL HUNT** | 0236 | 5 | 0 | 2 | 3 | 0 | 2 | 0 | 2 | 0 | 0 | | | | | | | |
| BROWN BEAR | Drawing | D0237 | 3 | 1 | 2 | 0 | 0 | 1 | 1 | 0 | 0 | 0 | 75.00 | 50.00 | 100.00 | 0.00 | 0.00 | 15 | 3.75 |
| BROWN BEAR | Registration | R0237 | 2 | 0 | 0 | 2 | 0 | 1 | 0 | 0 | 1 | 0 | 66.67 | 0.00 | 0.00 | 66.67 | 0.00 | 30 | 10.00 |
| BROWN BEAR | **TOTAL HUNT** | 0237 | 5 | 1 | 2 | 2 | 0 | 2 | 1 | 0 | 1 | 0 | | | | | | | |
| BROWN BEAR | Drawing | D0238 | 0 | 0 | 0 | 0 | 0 | 2 | 0 | 2 | 0 | 0 | 0.00 | 0.00 | 0.00 | 0.00 | 0.00 | 21 | 10.50 |
| BROWN BEAR | Registration | R0238 | 4 | 0 | 0 | 4 | 0 | 0 | 0 | 0 | 0 | 0 | 100.00 | 0.00 | 0.00 | 100.00 | 0.00 | 37 | 9.25 |
| BROWN BEAR | **TOTAL HUNT** | 0238 | 4 | 0 | 0 | 4 | 0 | 2 | 0 | 2 | 0 | 0 | | | | | | | |
| BROWN BEAR | Drawing | D0239 | 1 | 1 | 0 | 0 | 0 | 2 | 0 | 2 | 0 | 0 | 33.33 | 100.00 | 0.00 | 0.00 | 0.00 | 28 | 9.33 |
| BROWN BEAR | Registration | R0239 | 3 | 0 | 0 | 3 | 0 | 0 | 0 | 0 | 0 | 0 | 100.00 | 0.00 | 0.00 | 100.00 | 0.00 | 27 | 9.00 |
| BROWN BEAR | **TOTAL HUNT** | 0239 | 4 | 1 | 0 | 3 | 0 | 2 | 0 | 2 | 0 | 0 | | | | | | | |
| BROWN BEAR | Drawing | D0240 | 1 | 0 | 1 | 0 | 0 | 2 | 0 | 2 | 0 | 0 | 33.33 | 0.00 | 33.33 | 0.00 | 0.00 | 28 | 9.33 |
| BROWN BEAR | Registration | R0240 | 0 | 0 | 0 | 0 | 0 | 3 | 0 | 0 | 3 | 0 | 0.00 | 0.00 | 0.00 | 0.00 | 0.00 | 28 | 9.33 |
| BROWN BEAR | **TOTAL HUNT** | 0240 | 1 | 0 | 1 | 0 | 0 | 5 | 0 | 2 | 3 | 0 | | | | | | | |
| BROWN BEAR | Drawing | D0241 | 4 | 1 | 2 | 1 | 0 | 2 | 0 | 2 | 0 | 0 | 66.67 | 100.00 | 50.00 | 100.00 | 0.00 | 32 | 5.33 |
| BROWN BEAR | Registration | R0241 | 4 | 0 | 0 | 4 | 0 | 0 | 0 | 0 | 0 | 0 | 100.00 | 0.00 | 0.00 | 100.00 | 0.00 | 41 | 10.25 |
| BROWN BEAR | **TOTAL HUNT** | 0241 | 8 | 1 | 2 | 5 | 0 | 2 | 0 | 2 | 0 | 0 | | | | | | | |
| BROWN BEAR | Drawing | D0242 | 1 | 0 | 1 | 0 | 0 | 2 | 0 | 2 | 0 | 0 | 33.33 | 0.00 | 33.33 | 0.00 | 0.00 | 21 | 7.00 |
| BROWN BEAR | Registration | R0242 | 1 | 0 | 0 | 1 | 0 | 2 | 0 | 0 | 2 | 0 | 33.33 | 0.00 | 0.00 | 33.33 | 0.00 | 29 | 9.67 |
| BROWN BEAR | **TOTAL HUNT** | 0242 | 2 | 0 | 1 | 1 | 0 | 4 | 0 | 2 | 2 | 0 | | | | | | | |
| BROWN BEAR | Drawing | D0243 | 4 | 0 | 4 | 0 | 0 | 0 | 0 | 0 | 0 | 0 | 100.00 | 0.00 | 100.00 | 0.00 | 0.00 | 24 | 6.00 |
| BROWN BEAR | Registration | R0243 | 3 | 0 | 0 | 3 | 0 | 0 | 0 | 0 | 0 | 0 | 100.00 | 0.00 | 0.00 | 100.00 | 0.00 | 26 | 8.67 |
| BROWN BEAR | **TOTAL HUNT** | 0243 | 7 | 0 | 4 | 3 | 0 | 0 | 0 | 0 | 0 | 0 | | | | | | | |
| BROWN BEAR | Drawing | D0244 | 0 | 0 | 0 | 0 | 0 | 4 | 0 | 3 | 1 | 0 | 0.00 | 0.00 | 0.00 | 0.00 | 0.00 | 46 | 11.50 |
| BROWN BEAR | Registration | R0244 | 1 | 0 | 0 | 1 | 0 | 1 | 0 | 0 | 1 | 0 | 50.00 | 0.00 | 0.00 | 50.00 | 0.00 | 16 | 8.00 |
| BROWN BEAR | **TOTAL HUNT** | 0244 | 1 | 0 | 0 | 1 | 0 | 5 | 0 | 3 | 2 | 0 | | | | | | | |
| BROWN BEAR | Drawing | D0245 | 1 | 0 | 1 | 0 | 0 | 1 | 0 | 1 | 0 | 0 | 50.00 | 0.00 | 50.00 | 0.00 | 0.00 | 27 | 13.50 |
| BROWN BEAR | Registration | R0245 | 1 | 0 | 0 | 1 | 0 | 2 | 0 | 0 | 2 | 0 | 33.33 | 0.00 | 0.00 | 33.33 | 0.00 | 28 | 9.33 |
| BROWN BEAR | **TOTAL HUNT** | 0245 | 2 | 0 | 1 | 1 | 0 | 3 | 0 | 1 | 2 | 0 | | | | | | | |
| BROWN BEAR | Drawing | D0246 | 2 | 0 | 2 | 0 | 0 | 1 | 0 | 1 | 0 | 0 | 66.67 | 0.00 | 66.67 | 0.00 | 0.00 | 16 | 5.33 |
| BROWN BEAR | Registration | R0246 | 2 | 0 | 0 | 2 | 0 | 2 | 0 | 0 | 2 | 0 | 50.00 | 0.00 | 0.00 | 50.00 | 0.00 | 29 | 7.25 |
| BROWN BEAR | **TOTAL HUNT** | 0246 | 4 | 0 | 2 | 2 | 0 | 3 | 0 | 1 | 2 | 0 | | | | | | | |

# 1992-93 HUNTER INFORMATION BY UNIT/SUBUNIT: UNIT 08

| SPECIES | TYPE | HUNT | SUCCESSFUL HUNTERS TOTAL | UNIT RES | OTHER STATE RES | NON-RES | UNKN. RES | UNSUCCESSFUL HUNTERS TOTAL | UNIT RES | OTHER STATE RES | NON-RES | UNKN. RES | PERCENT SUCCESSFUL TOTAL | UNIT RES | OTHER STATE RES | NON-RES | UNKN. RES | EFFORT TOTAL HUNTER DAYS | EFFORT AVG. HUNTER EFFORT |
|---|---|---|---|---|---|---|---|---|---|---|---|---|---|---|---|---|---|---|---|
| **Unit/Subunit 08** | | | | | | | | | | | | | | | | | | | |
| BROWN BEAR | Drawing | D0247 | 2 | 0 | 2 | 0 | 0 | 2 | 0 | 2 | 0 | 0 | 50.00 | 0.00 | 50.00 | 0.00 | 0.00 | 26 | 6.50 |
| BROWN BEAR | Registration | R0247 | 1 | 0 | 0 | 1 | 0 | 2 | 0 | 0 | 2 | 0 | 33.33 | 0.00 | 0.00 | 33.33 | 0.00 | 37 | 12.33 |
| BROWN BEAR | **TOTAL HUNT** | 0247 | 3 | 0 | 2 | 1 | 0 | 4 | 0 | 2 | 2 | 0 | | | | | | | |
| BROWN BEAR | Drawing | D0248 | 1 | 0 | 1 | 0 | 0 | 2 | 0 | 2 | 0 | 0 | 33.33 | 0.00 | 33.33 | 0.00 | 0.00 | 28 | 9.33 |
| BROWN BEAR | Registration | R0248 | 3 | 0 | 0 | 3 | 0 | 1 | 0 | 0 | 1 | 0 | 75.00 | 0.00 | 0.00 | 75.00 | 0.00 | 30 | 7.50 |
| BROWN BEAR | **TOTAL HUNT** | 0248 | 4 | 0 | 1 | 3 | 0 | 3 | 0 | 2 | 1 | 0 | | | | | | | |
| BROWN BEAR | Drawing | D0249 | 2 | 0 | 2 | 0 | 0 | 1 | 0 | 1 | 0 | 0 | 66.67 | 0.00 | 66.67 | 0.00 | 0.00 | 21 | 7.00 |
| BROWN BEAR | Registration | R0249 | 3 | 0 | 0 | 3 | 0 | 0 | 0 | 0 | 0 | 0 | 100.00 | 0.00 | 0.00 | 100.00 | 0.00 | 14 | 4.67 |
| BROWN BEAR | **TOTAL HUNT** | 0249 | 5 | 0 | 2 | 3 | 0 | 1 | 0 | 1 | 0 | 0 | | | | | | | |
| BROWN BEAR | Drawing | D0250 | 1 | 0 | 1 | 0 | 0 | 1 | 0 | 1 | 0 | 0 | 50.00 | 0.00 | 50.00 | 0.00 | 0.00 | 13 | 6.50 |
| BROWN BEAR | Registration | R0250 | 3 | 0 | 0 | 3 | 0 | 0 | 0 | 0 | 0 | 0 | 100.00 | 0.00 | 0.00 | 100.00 | 0.00 | 23 | 7.67 |
| BROWN BEAR | **TOTAL HUNT** | 0250 | 4 | 0 | 1 | 3 | 0 | 1 | 0 | 1 | 0 | 0 | | | | | | | |
| BROWN BEAR | Drawing | D0251 | 0 | 0 | 0 | 0 | 0 | 3 | 0 | 3 | 0 | 0 | 0.00 | 0.00 | 0.00 | 0.00 | 0.00 | 30 | 10.00 |
| BROWN BEAR | Registration | R0251 | 2 | 0 | 0 | 2 | 0 | 1 | 0 | 0 | 1 | 0 | 66.67 | 0.00 | 0.00 | 66.67 | 0.00 | 19 | 6.33 |
| BROWN BEAR | **TOTAL HUNT** | 0251 | 2 | 0 | 0 | 2 | 0 | 4 | 0 | 3 | 1 | 0 | | | | | | | |
| BROWN BEAR | Drawing | D0252 | 1 | 0 | 1 | 0 | 0 | 1 | 0 | 1 | 0 | 0 | 50.00 | 0.00 | 50.00 | 0.00 | 0.00 | 8 | 4.00 |
| BROWN BEAR | Registration | R0252 | 3 | 0 | 0 | 3 | 0 | 1 | 0 | 0 | 1 | 0 | 75.00 | 0.00 | 0.00 | 75.00 | 0.00 | 22 | 5.50 |
| BROWN BEAR | **TOTAL HUNT** | 0252 | 4 | 0 | 1 | 3 | 0 | 2 | 0 | 1 | 1 | 0 | | | | | | | |
| BROWN BEAR | Drawing | D0253 | 0 | 0 | 0 | 0 | 0 | 3 | 0 | 3 | 0 | 0 | 0.00 | 0.00 | 0.00 | 0.00 | 0.00 | 29 | 9.67 |
| BROWN BEAR | Registration | R0253 | 1 | 0 | 0 | 1 | 0 | 1 | 0 | 0 | 1 | 0 | 50.00 | 0.00 | 0.00 | 50.00 | 0.00 | 18 | 9.00 |
| BROWN BEAR | **TOTAL HUNT** | 0253 | 1 | 0 | 0 | 1 | 0 | 4 | 0 | 3 | 1 | 0 | | | | | | | |
| BROWN BEAR | Drawing | D0254 | 3 | 0 | 3 | 0 | 0 | 2 | 0 | 2 | 0 | 0 | 60.00 | 0.00 | 60.00 | 0.00 | 0.00 | 39 | 7.80 |
| BROWN BEAR | Registration | R0254 | 4 | 0 | 0 | 4 | 0 | 0 | 0 | 0 | 0 | 0 | 100.00 | 0.00 | 0.00 | 100.00 | 0.00 | 32 | 8.00 |
| BROWN BEAR | **TOTAL HUNT** | 0254 | 7 | 0 | 3 | 4 | 0 | 2 | 0 | 2 | 0 | 0 | | | | | | | |
| BROWN BEAR | Drawing | D0255 | 3 | 0 | 3 | 0 | 0 | 1 | 0 | 1 | 0 | 0 | 75.00 | 0.00 | 75.00 | 0.00 | 0.00 | 20 | 5.00 |
| BROWN BEAR | Registration | R0255 | 2 | 0 | 0 | 2 | 0 | 1 | 0 | 0 | 1 | 0 | 66.67 | 0.00 | 0.00 | 66.67 | 0.00 | 11 | 3.67 |
| BROWN BEAR | **TOTAL HUNT** | 0255 | 5 | 0 | 3 | 2 | 0 | 2 | 0 | 1 | 1 | 0 | | | | | | | |
| BROWN BEAR | Drawing | D0256 | 1 | 0 | 1 | 0 | 0 | 2 | 0 | 2 | 0 | 0 | 33.33 | 0.00 | 33.33 | 0.00 | 0.00 | 24 | 8.00 |
| BROWN BEAR | Registration | R0256 | 1 | 0 | 0 | 1 | 0 | 1 | 0 | 0 | 1 | 0 | 50.00 | 0.00 | 0.00 | 50.00 | 0.00 | 12 | 6.00 |
| BROWN BEAR | **TOTAL HUNT** | 0256 | 2 | 0 | 1 | 1 | 0 | 3 | 0 | 2 | 1 | 0 | | | | | | | |
| BROWN BEAR | Drawing | D0257 | 1 | 1 | 0 | 0 | 0 | 3 | 0 | 3 | 0 | 0 | 25.00 | 100.00 | 0.00 | 0.00 | 0.00 | 17 | 4.25 |
| BROWN BEAR | Registration | R0257 | 2 | 0 | 0 | 2 | 0 | 2 | 0 | 0 | 2 | 0 | 50.00 | 0.00 | 0.00 | 50.00 | 0.00 | 46 | 11.50 |
| BROWN BEAR | **TOTAL HUNT** | 0257 | 3 | 1 | 0 | 2 | 0 | 5 | 0 | 3 | 2 | 0 | | | | | | | |
| BROWN BEAR | Drawing | D0258 | 1 | 0 | 1 | 0 | 0 | 5 | 0 | 5 | 0 | 0 | 16.67 | 0.00 | 16.67 | 0.00 | 0.00 | 46 | 7.67 |
| BROWN BEAR | Registration | R0258 | 3 | 0 | 0 | 3 | 0 | 0 | 0 | 0 | 0 | 0 | 100.00 | 0.00 | 0.00 | 100.00 | 0.00 | 14 | 4.67 |
| BROWN BEAR | **TOTAL HUNT** | 0258 | 4 | 0 | 1 | 3 | 0 | 5 | 0 | 5 | 0 | 0 | | | | | | | |
| BROWN BEAR | Drawing | D0259 | 2 | 1 | 1 | 0 | 0 | 18 | 3 | 15 | 0 | 0 | 10.00 | 25.00 | 6.25 | 0.00 | 0.00 | 165 | 8.25 |
| BROWN BEAR | Registration | R0259 | 6 | 0 | 0 | 6 | 0 | 4 | 0 | 0 | 4 | 0 | 60.00 | 0.00 | 0.00 | 60.00 | 0.00 | 68 | 6.80 |
| BROWN BEAR | **TOTAL HUNT** | 0259 | 8 | 1 | 1 | 6 | 0 | 22 | 3 | 15 | 4 | 0 | | | | | | | |
| BROWN BEAR | Registration | R0260 | 8 | 2 | 2 | 4 | 0 | 61 | 42 | 10 | 9 | 0 | 11.59 | 4.55 | 16.67 | 30.77 | 0.00 | 675 | 9.78 |
| CARIBOU | General Season | | 2 | 2 | 0 | 0 | 0 | 11 | 4 | 6 | 0 | 1 | 15.38 | 33.33 | 0.00 | 0.00 | 0.00 | 62 | 4.77 |
| DEER | General Season | | 2773 | 1221 | 1345 | 207 | 0 | 1346 | 541 | 645 | 160 | 0 | 67.32 | 69.30 | 67.59 | 56.40 | 0.00 | 25890 | 6.29 |

# 1992-93 HUNTER INFORMATION BY UNIT/SUBUNIT: UNIT 08

| SPECIES | TYPE | HUNT | SUCCESSFUL HUNTERS TOTAL | UNIT RES | OTHER STATE RES | NON-RES | UNKN. RES | UNSUCCESSFUL HUNTERS TOTAL | UNIT RES | OTHER STATE RES | NON-RES | UNKN. RES | PERCENT SUCCESSFUL TOTAL | UNIT RES | OTHER STATE RES | NON-RES | UNKN. RES | EFFORT TOTAL HUNTER DAYS | EFFORT AVG. HUNTER EFFORT |
|---|---|---|---|---|---|---|---|---|---|---|---|---|---|---|---|---|---|---|---|
| **Unit/Subunit 08** | | | | | | | | | | | | | | | | | | | |
| ELK | Drawing | D0702 | 1 | 0 | 1 | 0 | 0 | 4 | 2 | 0 | 2 | 0 | 20.00 | 0.00 | 100.00 | 0.00 | 0.00 | 27 | 5.40 |
| ELK | Drawing | D0703 | 1 | 1 | 0 | 0 | 0 | 3 | 1 | 2 | 0 | 0 | 25.00 | 50.00 | 0.00 | 0.00 | 0.00 | 31 | 7.75 |
| ELK | Drawing | D0704 | 1 | 0 | 1 | 0 | 0 | 2 | 1 | 1 | 0 | 0 | 33.33 | 0.00 | 50.00 | 0.00 | 0.00 | 14 | 4.67 |
| ELK | Drawing | D0705 | 0 | 0 | 0 | 0 | 0 | 5 | 3 | 2 | 0 | 0 | 0.00 | 0.00 | 0.00 | 0.00 | 0.00 | 27 | 5.40 |
| ELK | Drawing | D0706 | 1 | 0 | 1 | 0 | 0 | 3 | 0 | 2 | 1 | 0 | 25.00 | 0.00 | 33.33 | 0.00 | 0.00 | 6 | 1.50 |
| ELK | Drawing | D0707 | 0 | 0 | 0 | 0 | 0 | 4 | 2 | 2 | 0 | 0 | 0.00 | 0.00 | 0.00 | 0.00 | 0.00 | 28 | 7.00 |
| ELK | Drawing | D0708 | 6 | 3 | 3 | 0 | 0 | 6 | 2 | 4 | 0 | 0 | 50.00 | 60.00 | 42.86 | 0.00 | 0.00 | 33 | 2.75 |
| ELK | Drawing | D0709 | 5 | 1 | 4 | 0 | 0 | 12 | 4 | 8 | 0 | 0 | 29.41 | 20.00 | 33.33 | 0.00 | 0.00 | 75 | 4.41 |
| ELK | Drawing | D0710 | 8 | 2 | 6 | 0 | 0 | 13 | 3 | 9 | 1 | 0 | 38.10 | 40.00 | 40.00 | 0.00 | 0.00 | 98 | 4.67 |
| ELK | Registration | R0750 | 28 | 21 | 5 | 2 | 0 | 139 | 69 | 64 | 6 | 0 | 16.77 | 23.33 | 7.25 | 25.00 | 0.00 | 722 | 4.32 |
| ELK | Registration | R0752 | 17 | 8 | 9 | 0 | 0 | 154 | 62 | 83 | 7 | 2 | 9.94 | 11.43 | 9.78 | 0.00 | 0.00 | 733 | 4.29 |
| FOX | Hunting/Trapping | | n/a | n/a | n/a | n/a | n/a | n/a | n/a | n/a | n/a | n/a | n/a | n/a | n/a | n/a | n/a | n/a | n/a |
| MARTEN | Trapping | | n/a | n/a | n/a | n/a | n/a | n/a | n/a | n/a | n/a | n/a | n/a | n/a | n/a | n/a | n/a | n/a | n/a |
| MT. GOAT | Drawing | D0871 | 3 | 2 | 1 | 0 | 0 | 3 | 2 | 1 | 0 | 0 | 50.00 | 50.00 | 50.00 | 0.00 | 0.00 | 13 | 2.17 |
| MT. GOAT | Drawing | D0872 | 7 | 6 | 1 | 0 | 0 | 1 | 1 | 0 | 0 | 0 | 87.50 | 85.71 | 100.00 | 0.00 | 0.00 | 23 | 2.88 |
| MT. GOAT | Drawing | D0873 | 8 | 2 | 6 | 0 | 0 | 3 | 2 | 0 | 1 | 0 | 72.73 | 50.00 | 100.00 | 0.00 | 0.00 | 30 | 2.73 |
| MT. GOAT | Drawing | D0874 | 6 | 5 | 1 | 0 | 0 | 1 | 0 | 1 | 0 | 0 | 85.71 | 100.00 | 50.00 | 0.00 | 0.00 | 11 | 1.57 |
| MT. GOAT | Drawing | D0875 | 6 | 2 | 3 | 0 | 1 | 4 | 0 | 3 | 0 | 1 | 60.00 | 100.00 | 50.00 | 0.00 | 50.00 | 34 | 3.40 |
| MT. GOAT | Drawing | D0876 | 5 | 3 | 2 | 0 | 0 | 8 | 5 | 3 | 0 | 0 | 38.46 | 37.50 | 40.00 | 0.00 | 0.00 | 54 | 4.15 |
| MT. GOAT | Drawing | D0877 | 4 | 4 | 0 | 0 | 0 | 4 | 2 | 2 | 0 | 0 | 50.00 | 66.67 | 0.00 | 0.00 | 0.00 | 30 | 3.75 |
| OTTER | Trapping | | 91 | 84 | 1 | 0 | 6 | n/a | n/a | n/a | n/a | n/a | n/a | n/a | n/a | 0.00 | n/a | n/a | n/a |

# 1992-93 HUNTER INFORMATION BY UNIT/SUBUNIT: UNIT 08

| SPECIES | TYPE | HUNT TOTAL | SUCCESSFUL HUNTERS | | | | UNSUCCESSFUL HUNTERS | | | | |
|---|---|---|---|---|---|---|---|---|---|---|---|
| | | | UNIT RES | OTHER STATE RES | NON-RES | UNKN. RES | TOTAL | UNIT RES | OTHER STATE RES | NON-RES | UNKN. RES |
| **UNIT 08 TOTALS FOR SPECIES AND HUNT TYPE** | | | | | | | | | | | |
| BEAVER | Trapping | 65 | 63 | 0 | 0 | 2 | n/a | n/a | n/a | n/a | n/a |
| BROWN BEAR | Drawing | 67 | 9 | 56 | 2 | 0 | 119 | 14 | 104 | 1 | 0 |
| BROWN BEAR | Registration | 112 | 7 | 2 | 103 | 0 | 172 | 92 | 20 | 60 | 0 |
| CARIBOU | General Season | 2 | 2 | 0 | 0 | 0 | 11 | 4 | 6 | 0 | 1 |
| DEER | General Season | 2773 | 1221 | 1345 | 207 | 0 | 1346 | 541 | 645 | 160 | 0 |
| ELK | Drawing | 23 | 7 | 16 | 0 | 0 | 52 | 18 | 30 | 4 | 0 |
| ELK | Registration | 45 | 29 | 14 | 2 | 0 | 293 | 131 | 147 | 13 | 2 |
| FOX | Hunting/Trapping | n/a | n/a | n/a | n/a | n/a | n/a | n/a | n/a | n/a | n/a |
| MARTEN | Trapping | n/a | n/a | n/a | n/a | n/a | n/a | n/a | n/a | n/a | n/a |
| MT. GOAT | Drawing | 39 | 24 | 14 | 0 | 1 | 24 | 12 | 10 | 1 | 1 |
| OTTER | Trapping | 91 | 84 | 1 | 0 | 6 | n/a | n/a | n/a | n/a | n/a |
| **UNIT 08 TOTALS** | | | | | | | | | | | |
| BEAVER | **TOTAL UNIT** | 65 | 63 | 0 | 0 | 2 | n/a | n/a | n/a | n/a | n/a |
| BROWN BEAR | **TOTAL UNIT** | 179 | 16 | 58 | 105 | 0 | 291 | 106 | 124 | 61 | 0 |
| CARIBOU | **TOTAL UNIT** | 2 | 2 | 0 | 0 | 0 | 11 | 4 | 6 | 0 | 1 |
| DEER | **TOTAL UNIT** | 2773 | 1221 | 1345 | 207 | 0 | 1346 | 541 | 645 | 160 | 0 |
| ELK | **TOTAL UNIT** | 68 | 36 | 30 | 2 | 0 | 345 | 149 | 177 | 17 | 2 |
| FOX | **TOTAL UNIT** | n/a | n/a | n/a | n/a | n/a | n/a | n/a | n/a | n/a | n/a |
| MARTEN | **TOTAL UNIT** | n/a | n/a | n/a | n/a | n/a | n/a | n/a | n/a | n/a | n/a |
| MT. GOAT | **TOTAL UNIT** | 39 | 24 | 14 | 0 | 1 | 24 | 12 | 10 | 1 | 1 |
| OTTER | **TOTAL UNIT** | 91 | 84 | 1 | 0 | 6 | n/a | n/a | n/a | n/a | n/a |

# 1992-93 HUNTER INFORMATION BY UNIT/SUBUNIT: UNIT 09

| SPECIES | TYPE | HUNT | SUCCESSFUL HUNTERS TOTAL | UNIT RES | OTHER STATE RES | NON-RES | UNKN. RES | UNSUCCESSFUL HUNTERS TOTAL | UNIT RES | OTHER STATE RES | NON-RES | UNKN. RES | PERCENT SUCCESSFUL TOTAL | UNIT RES | OTHER STATE RES | NON-RES | UNKN. RES | EFFORT TOTAL HUNTER DAYS | EFFORT AVG. HUNTER EFFORT |
|---|---|---|---|---|---|---|---|---|---|---|---|---|---|---|---|---|---|---|---|
| **Unit/Subunit 09A** | | | | | | | | | | | | | | | | | | | |
| BEAVER | Trapping | | 4 | 0 | 0 | 0 | 4 | n/a | n/a | n/a | n/a | n/a | n/a | 0.00 | 0.00 | 0.00 | n/a | n/a | n/a |
| BLACK BEAR | General Season | | n/a | n/a | n/a | n/a | n/a | n/a | n/a | n/a | n/a | n/a | n/a | n/a | n/a | n/a | n/a | n/a | n/a |
| CARIBOU | General Season | | n/a | n/a | n/a | n/a | n/a | n/a | n/a | n/a | n/a | n/a | n/a | n/a | n/a | n/a | n/a | n/a | n/a |
| COYOTE | Hunting/Trapping | | n/a | n/a | n/a | n/a | n/a | n/a | n/a | n/a | n/a | n/a | n/a | n/a | n/a | n/a | n/a | n/a | n/a |
| FOX | Hunting/Trapping | | n/a | n/a | n/a | n/a | n/a | n/a | n/a | n/a | n/a | n/a | n/a | n/a | n/a | n/a | n/a | n/a | n/a |
| LYNX | Hunting/Trapping | | 0 | 0 | 0 | 0 | 0 | n/a | n/a | n/a | n/a | n/a | 0.00 | 0.00 | 0.00 | 0.00 | 0.00 | n/a | n/a |
| MARTEN | Trapping | | n/a | n/a | n/a | n/a | n/a | n/a | n/a | n/a | n/a | n/a | n/a | n/a | n/a | n/a | n/a | n/a | n/a |
| MINK | Trapping | | n/a | n/a | n/a | n/a | n/a | n/a | n/a | n/a | n/a | n/a | n/a | n/a | n/a | n/a | n/a | n/a | n/a |
| MOOSE | General Season | | 6 | 0 | 6 | 0 | 0 | 6 | 0 | 6 | 0 | 0 | 50.00 | 0.00 | 50.00 | 0.00 | 0.00 | 74 | 6.17 |
| OTTER | Trapping | | 0 | 0 | 0 | 0 | 0 | n/a | n/a | n/a | n/a | n/a | 0.00 | 0.00 | 0.00 | 0.00 | 0.00 | n/a | n/a |
| SHEEP | General Season | | 0 | 0 | 0 | 0 | 0 | n/a | n/a | n/a | n/a | n/a | 0.00 | 0.00 | 0.00 | 0.00 | 0.00 | n/a | n/a |
| WOLF | Hunting/Trapping | | 0 | 0 | 0 | 0 | 0 | n/a | n/a | n/a | n/a | n/a | 0.00 | 0.00 | 0.00 | 0.00 | 0.00 | n/a | n/a |
| WOLVERINE | Hunting/Trapping | | 1 | 1 | 0 | 0 | 0 | n/a | n/a | n/a | n/a | n/a | n/a | n/a | 0.00 | 0.00 | 0.00 | n/a | n/a |
| **Unit/Subunit 09B** | | | | | | | | | | | | | | | | | | | |
| BEAVER | Trapping | | 104 | 81 | 0 | 0 | 23 | n/a | n/a | n/a | n/a | n/a | n/a | n/a | 0.00 | 0.00 | n/a | n/a | n/a |
| BLACK BEAR | General Season | | 3 | 0 | 2 | 0 | 1 | n/a | n/a | n/a | n/a | n/a | n/a | 0.00 | n/a | 0.00 | n/a | n/a | n/a |
| BROWN BEAR | General Season | | 0 | 0 | 0 | 0 | 0 | 0 | 0 | 0 | 0 | 0 | 0.00 | 0.00 | 0.00 | 0.00 | 0.00 | 0 | 0.00 |
| CARIBOU | General Season | | n/a | n/a | n/a | n/a | n/a | n/a | n/a | n/a | n/a | n/a | n/a | n/a | n/a | n/a | n/a | n/a | n/a |
| COYOTE | Hunting/Trapping | | n/a | n/a | n/a | n/a | n/a | n/a | n/a | n/a | n/a | n/a | n/a | n/a | n/a | n/a | n/a | n/a | n/a |
| FOX | Hunting/Trapping | | n/a | n/a | n/a | n/a | n/a | n/a | n/a | n/a | n/a | n/a | n/a | n/a | n/a | n/a | n/a | n/a | n/a |
| LYNX | Hunting/Trapping | | 25 | 22 | 0 | 0 | 3 | n/a | n/a | n/a | n/a | n/a | n/a | n/a | 0.00 | 0.00 | n/a | n/a | n/a |
| MARTEN | Trapping | | n/a | n/a | n/a | n/a | n/a | n/a | n/a | n/a | n/a | n/a | n/a | n/a | n/a | n/a | n/a | n/a | n/a |
| MINK | Trapping | | n/a | n/a | n/a | n/a | n/a | n/a | n/a | n/a | n/a | n/a | n/a | n/a | n/a | n/a | n/a | n/a | n/a |
| MOOSE | General Season | | 60 | 15 | 21 | 23 | 1 | 138 | 24 | 45 | 63 | 6 | 30.30 | 38.46 | 31.82 | 26.74 | 14.29 | 1309 | 6.61 |
| OTTER | Trapping | | 50 | 36 | 1 | 0 | 13 | n/a | n/a | n/a | n/a | n/a | n/a | n/a | n/a | 0.00 | n/a | n/a | n/a |
| SHEEP | General Season | | 1 | 1 | 0 | 0 | 0 | 2 | 2 | 0 | 0 | 0 | 33.33 | 33.33 | 0.00 | 0.00 | 0.00 | 12 | 4.00 |
| WOLF | Hunting/Trapping | | 20 | 9 | 1 | 0 | 10 | n/a | n/a | n/a | n/a | n/a | n/a | n/a | n/a | 0.00 | n/a | n/a | n/a |
| WOLVERINE | Hunting/Trapping | | 26 | 16 | 1 | 0 | 9 | n/a | n/a | n/a | n/a | n/a | n/a | n/a | n/a | 0.00 | n/a | n/a | n/a |
| **Unit/Subunit 09C** | | | | | | | | | | | | | | | | | | | |
| BEAVER | Trapping | | 104 | 0 | 1 | 0 | 103 | n/a | n/a | n/a | n/a | n/a | n/a | 0.00 | n/a | 0.00 | n/a | n/a | n/a |
| BLACK BEAR | General Season | | n/a | n/a | n/a | n/a | n/a | n/a | n/a | n/a | n/a | n/a | n/a | n/a | n/a | n/a | n/a | n/a | n/a |
| BROWN BEAR | General Season | | 0 | 0 | 0 | 0 | 0 | 0 | 0 | 0 | 0 | 0 | 0.00 | 0.00 | 0.00 | 0.00 | 0.00 | 0 | 0.00 |
| BROWN BEAR | Registration | R0261F | 6 | 1 | 1 | 4 | 0 | n/a | n/a | n/a | n/a | n/a | n/a | n/a | n/a | n/a | 0.00 | n/a | n/a |
| BROWN BEAR | Registration | R0261S | 7 | 4 | 2 | 1 | 0 | n/a | n/a | n/a | n/a | n/a | n/a | n/a | n/a | n/a | 0.00 | n/a | n/a |
| BROWN BEAR | **TOTAL HUNT** | 0261 | 13 | 5 | 3 | 5 | 0 | 0 | 0 | 0 | 0 | 0 | | | | | | | |
| BROWN BEAR | **TOTAL SUBUNIT** | | 13 | 5 | 3 | 5 | 0 | 0 | 0 | 0 | 0 | 0 | | | | | | | |
| CARIBOU | General Season | | n/a | n/a | n/a | n/a | n/a | n/a | n/a | n/a | n/a | n/a | n/a | n/a | n/a | n/a | n/a | n/a | n/a |
| COYOTE | Hunting/Trapping | | n/a | n/a | n/a | n/a | n/a | n/a | n/a | n/a | n/a | n/a | n/a | n/a | n/a | n/a | n/a | n/a | n/a |
| FOX | Hunting/Trapping | | n/a | n/a | n/a | n/a | n/a | n/a | n/a | n/a | n/a | n/a | n/a | n/a | n/a | n/a | n/a | n/a | n/a |
| LYNX | Hunting/Trapping | | 17 | 7 | 0 | 0 | 10 | n/a | n/a | n/a | n/a | n/a | n/a | n/a | 0.00 | 0.00 | n/a | n/a | n/a |
| MARTEN | Trapping | | n/a | n/a | n/a | n/a | n/a | n/a | n/a | n/a | n/a | n/a | n/a | n/a | n/a | n/a | n/a | n/a | n/a |
| MINK | Trapping | | n/a | n/a | n/a | n/a | n/a | n/a | n/a | n/a | n/a | n/a | n/a | n/a | n/a | n/a | n/a | n/a | n/a |

# 1992-93 HUNTER INFORMATION BY UNIT/SUBUNIT: UNIT 09

| SPECIES | TYPE | HUNT | SUCCESSFUL HUNTERS TOTAL | UNIT RES | OTHER STATE RES | NON-RES | UNKN. RES | UNSUCCESSFUL HUNTERS TOTAL | UNIT RES | OTHER STATE RES | NON-RES | UNKN. RES | PERCENT SUCCESSFUL TOTAL | UNIT RES | OTHER STATE RES | NON-RES | UNKN. RES | EFFORT TOTAL HUNTER DAYS | EFFORT AVG. HUNTER EFFORT |
|---|---|---|---|---|---|---|---|---|---|---|---|---|---|---|---|---|---|---|---|
| **Unit/Subunit 09C** | | | | | | | | | | | | | | | | | | | |
| MOOSE | General Season | | 39 | 20 | 8 | 11 | 0 | 112 | 63 | 33 | 13 | 3 | 25.83 | 24.10 | 19.51 | 45.83 | 0.00 | 729 | 4.83 |
| MOOSE | Federal | R0908 | 2 | 2 | 0 | 0 | 0 | 1 | 1 | 0 | 0 | 0 | 66.67 | 66.67 | 0.00 | 0.00 | 0.00 | 3 | 1.00 |
| MOOSE | Federal | R0909 | 0 | 0 | 0 | 0 | 0 | 0 | 0 | 0 | 0 | 0 | 0.00 | 0.00 | 0.00 | 0.00 | 0.00 | 0 | 0.00 |
| MOOSE | **TOTAL SUBUNIT** | | 41 | 22 | 8 | 11 | 0 | 113 | 64 | 33 | 13 | 3 | | | | | | | |
| OTTER | Trapping | | 33 | 0 | 0 | 0 | 33 | n/a | n/a | n/a | n/a | n/a | n/a | 0.00 | 0.00 | 0.00 | n/a | n/a | n/a |
| SHEEP | General Season | | 0 | 0 | 0 | 0 | 0 | n/a | n/a | n/a | n/a | n/a | 0.00 | 0.00 | 0.00 | 0.00 | 0.00 | n/a | n/a |
| WOLF | Hunting/Trapping | | 4 | 0 | 0 | 0 | 4 | n/a | n/a | n/a | n/a | n/a | n/a | 0.00 | 0.00 | 0.00 | n/a | n/a | n/a |
| WOLVERINE | Hunting/Trapping | | 14 | 4 | 1 | 0 | 9 | n/a | n/a | n/a | n/a | n/a | n/a | n/a | n/a | 0.00 | n/a | n/a | n/a |
| **Unit/Subunit 09D** | | | | | | | | | | | | | | | | | | | |
| BEAVER | Trapping | | 0 | 0 | 0 | 0 | 0 | n/a | n/a | n/a | n/a | n/a | 0.00 | 0.00 | 0.00 | 0.00 | 0.00 | n/a | n/a |
| BLACK BEAR | General Season | | n/a | n/a | n/a | n/a | n/a | n/a | n/a | n/a | n/a | n/a | n/a | n/a | n/a | n/a | n/a | n/a | n/a |
| CARIBOU | General Season | | n/a | n/a | n/a | n/a | n/a | n/a | n/a | n/a | n/a | n/a | n/a | n/a | n/a | n/a | n/a | n/a | n/a |
| COYOTE | Hunting/Trapping | | n/a | n/a | n/a | n/a | n/a | n/a | n/a | n/a | n/a | n/a | n/a | n/a | n/a | n/a | n/a | n/a | n/a |
| FOX | Hunting/Trapping | | n/a | n/a | n/a | n/a | n/a | n/a | n/a | n/a | n/a | n/a | n/a | n/a | n/a | n/a | n/a | n/a | n/a |
| LYNX | Hunting/Trapping | | 0 | 0 | 0 | 0 | 0 | n/a | n/a | n/a | n/a | n/a | 0.00 | 0.00 | 0.00 | 0.00 | 0.00 | n/a | n/a |
| MARTEN | Trapping | | n/a | n/a | n/a | n/a | n/a | n/a | n/a | n/a | n/a | n/a | n/a | n/a | n/a | n/a | n/a | n/a | n/a |
| MINK | Trapping | | n/a | n/a | n/a | n/a | n/a | n/a | n/a | n/a | n/a | n/a | n/a | n/a | n/a | n/a | n/a | n/a | n/a |
| MOOSE | General Season | | 0 | 0 | 0 | 0 | 0 | 1 | 0 | 0 | 1 | 0 | 0.00 | 0.00 | 0.00 | 0.00 | 0.00 | 4 | 4.00 |
| OTTER | Trapping | | 7 | 6 | 1 | 0 | 0 | n/a | n/a | n/a | n/a | n/a | n/a | n/a | n/a | 0.00 | 0.00 | n/a | n/a |
| SHEEP | General Season | | 0 | 0 | 0 | 0 | 0 | n/a | n/a | n/a | n/a | n/a | 0.00 | 0.00 | 0.00 | 0.00 | 0.00 | n/a | n/a |
| WOLF | Hunting/Trapping | | 0 | 0 | 0 | 0 | 0 | n/a | n/a | n/a | n/a | n/a | 0.00 | 0.00 | 0.00 | 0.00 | 0.00 | n/a | n/a |
| WOLVERINE | Hunting/Trapping | | 1 | 1 | 0 | 0 | 0 | n/a | n/a | n/a | n/a | n/a | n/a | n/a | 0.00 | 0.00 | 0.00 | n/a | n/a |
| **Unit/Subunit 09E** | | | | | | | | | | | | | | | | | | | |
| BEAVER | Trapping | | 46 | 0 | 0 | 0 | 46 | n/a | n/a | n/a | n/a | n/a | n/a | 0.00 | 0.00 | 0.00 | n/a | n/a | n/a |
| BLACK BEAR | General Season | | n/a | n/a | n/a | n/a | n/a | n/a | n/a | n/a | n/a | n/a | n/a | n/a | n/a | n/a | n/a | n/a | n/a |
| BROWN BEAR | Federal | R0264 | 1 | 1 | 0 | 0 | 0 | 0 | 0 | 0 | 0 | 0 | 100.00 | 100.00 | 0.00 | 0.00 | 0.00 | 6 | 6.00 |
| CARIBOU | General Season | | n/a | n/a | n/a | n/a | n/a | n/a | n/a | n/a | n/a | n/a | n/a | n/a | n/a | n/a | n/a | n/a | n/a |
| COYOTE | Hunting/Trapping | | n/a | n/a | n/a | n/a | n/a | n/a | n/a | n/a | n/a | n/a | n/a | n/a | n/a | n/a | n/a | n/a | n/a |
| FOX | Hunting/Trapping | | n/a | n/a | n/a | n/a | n/a | n/a | n/a | n/a | n/a | n/a | n/a | n/a | n/a | n/a | n/a | n/a | n/a |
| LYNX | Hunting/Trapping | | 5 | 5 | 0 | 0 | 0 | n/a | n/a | n/a | n/a | n/a | n/a | n/a | 0.00 | 0.00 | 0.00 | n/a | n/a |
| MARTEN | Trapping | | n/a | n/a | n/a | n/a | n/a | n/a | n/a | n/a | n/a | n/a | n/a | n/a | n/a | n/a | n/a | n/a | n/a |
| MINK | Trapping | | n/a | n/a | n/a | n/a | n/a | n/a | n/a | n/a | n/a | n/a | n/a | n/a | n/a | n/a | n/a | n/a | n/a |
| MOOSE | General Season | | 100 | 8 | 24 | 63 | 5 | 92 | 26 | 30 | 33 | 3 | 52.08 | 23.53 | 44.44 | 65.63 | 62.50 | 1108 | 5.77 |
| OTTER | Trapping | | 14 | 7 | 4 | 0 | 3 | n/a | n/a | n/a | n/a | n/a | n/a | n/a | n/a | 0.00 | n/a | n/a | n/a |
| SHEEP | General Season | | 0 | 0 | 0 | 0 | 0 | n/a | n/a | n/a | n/a | n/a | 0.00 | 0.00 | 0.00 | 0.00 | 0.00 | n/a | n/a |
| WOLF | Hunting/Trapping | | 9 | 5 | 2 | 0 | 2 | n/a | n/a | n/a | n/a | n/a | n/a | n/a | n/a | 0.00 | n/a | n/a | n/a |
| WOLVERINE | Hunting/Trapping | | 3 | 2 | 0 | 0 | 1 | n/a | n/a | n/a | n/a | n/a | n/a | n/a | 0.00 | 0.00 | n/a | n/a | n/a |
| **Unit/Subunit 09Z** | | | | | | | | | | | | | | | | | | | |
| MOOSE | General Season | | 1 | 1 | 0 | 0 | 0 | 2 | 0 | 1 | 1 | 0 | 33.33 | 100.00 | 0.00 | 0.00 | 0.00 | 16 | 5.33 |

# 1992-93 HUNTER INFORMATION BY UNIT/SUBUNIT: UNIT 09

| SPECIES | TYPE | HUNT TOTAL | SUCCESSFUL HUNTERS UNIT RES | SUCCESSFUL HUNTERS OTHER STATE RES | SUCCESSFUL HUNTERS NON-RES | SUCCESSFUL HUNTERS UNKN. RES | UNSUCCESSFUL HUNTERS TOTAL | UNSUCCESSFUL HUNTERS UNIT RES | UNSUCCESSFUL HUNTERS OTHER STATE RES | UNSUCCESSFUL HUNTERS NON-RES | UNSUCCESSFUL HUNTERS UNKN. RES |
|---|---|---|---|---|---|---|---|---|---|---|---|
| **UNIT 09 TOTALS FOR SPECIES AND HUNT TYPE** | | | | | | | | | | | |
| BEAVER | Trapping | 258 | 81 | 1 | 0 | 176 | n/a | n/a | n/a | n/a | n/a |
| BLACK BEAR | General Season | 3 | 0 | 2 | 0 | 1 | n/a | n/a | n/a | n/a | n/a |
| BROWN BEAR | Federal | 1 | 1 | 0 | 0 | 0 | 0 | 0 | 0 | 0 | 0 |
| BROWN BEAR | General Season | 0 | 0 | 0 | 0 | 0 | n/a | n/a | n/a | n/a | n/a |
| BROWN BEAR | Registration | 13 | 5 | 3 | 5 | n/a | n/a | n/a | n/a | n/a | 0 |
| CARIBOU | General Season | n/a | n/a | n/a | n/a | n/a | n/a | n/a | n/a | n/a | n/a |
| COYOTE | Hunting/Trapping | n/a | n/a | n/a | n/a | n/a | n/a | n/a | n/a | n/a | n/a |
| FOX | Hunting/Trapping | n/a | n/a | n/a | n/a | n/a | n/a | n/a | n/a | n/a | n/a |
| LYNX | Hunting/Trapping | 47 | 34 | 0 | 0 | 13 | n/a | n/a | n/a | n/a | n/a |
| MARTEN | Trapping | n/a | n/a | n/a | n/a | n/a | n/a | n/a | n/a | n/a | n/a |
| MINK | Trapping | n/a | n/a | n/a | n/a | n/a | n/a | n/a | n/a | n/a | n/a |
| MOOSE | Federal | 2 | 2 | 0 | 0 | 0 | 1 | 1 | 0 | 0 | 0 |
| MOOSE | General Season | 206 | 44 | 59 | 97 | 6 | 351 | 113 | 115 | 111 | 12 |
| OTTER | Trapping | 104 | 49 | 6 | 0 | 49 | n/a | n/a | n/a | n/a | n/a |
| SHEEP | General Season | 1 | 1 | 0 | 0 | 0 | 2 | 2 | 0 | 0 | 0 |
| WOLF | Hunting/Trapping | 33 | 14 | 3 | 0 | 16 | n/a | n/a | n/a | n/a | n/a |
| WOLVERINE | Hunting/Trapping | 45 | 24 | 2 | 0 | 19 | n/a | n/a | n/a | n/a | n/a |
| **UNIT 09 TOTALS** | | | | | | | | | | | |
| BEAVER | **TOTAL UNIT** | 258 | 81 | 1 | 0 | 176 | n/a | n/a | n/a | n/a | n/a |
| BLACK BEAR | **TOTAL UNIT** | 3 | 0 | 2 | 0 | 1 | n/a | n/a | n/a | n/a | n/a |
| BROWN BEAR | **TOTAL UNIT** | 14 | 6 | 3 | 5 | 0 | 0 | 0 | 0 | 0 | 0 |
| CARIBOU | **TOTAL UNIT** | n/a | n/a | n/a | n/a | n/a | n/a | n/a | n/a | n/a | n/a |
| COYOTE | **TOTAL UNIT** | n/a | n/a | n/a | n/a | n/a | n/a | n/a | n/a | n/a | n/a |
| FOX | **TOTAL UNIT** | n/a | n/a | n/a | n/a | n/a | n/a | n/a | n/a | n/a | n/a |
| LYNX | **TOTAL UNIT** | 47 | 34 | 0 | 0 | 13 | n/a | n/a | n/a | n/a | n/a |
| MARTEN | **TOTAL UNIT** | n/a | n/a | n/a | n/a | n/a | n/a | n/a | n/a | n/a | n/a |
| MINK | **TOTAL UNIT** | n/a | n/a | n/a | n/a | n/a | n/a | n/a | n/a | n/a | n/a |
| MOOSE | **TOTAL UNIT** | 208 | 46 | 59 | 97 | 6 | 352 | 114 | 115 | 111 | 12 |
| OTTER | **TOTAL UNIT** | 104 | 49 | 6 | 0 | 49 | n/a | n/a | n/a | n/a | n/a |
| SHEEP | **TOTAL UNIT** | 1 | 1 | 0 | 0 | 0 | 2 | 2 | 0 | 0 | 0 |
| WOLF | **TOTAL UNIT** | 33 | 14 | 3 | 0 | 16 | n/a | n/a | n/a | n/a | n/a |
| WOLVERINE | **TOTAL UNIT** | 45 | 24 | 2 | 0 | 19 | n/a | n/a | n/a | n/a | n/a |

# 1992-93 HUNTER INFORMATION BY UNIT/SUBUNIT: UNIT 10

| | | | SUCCESSFUL HUNTERS | | | | | UNSUCCESSFUL HUNTERS | | | | | PERCENT SUCCESSFUL | | | | | EFFORT | |
|---|---|---|---|---|---|---|---|---|---|---|---|---|---|---|---|---|---|---|---|
| SPECIES | TYPE | HUNT | TOTAL | UNIT RES | OTHER STATE RES | NON-RES | UNKN. RES | TOTAL | UNIT RES | OTHER STATE RES | NON-RES | UNKN. RES | TOTAL | UNIT RES | OTHER STATE RES | NON-RES | UNKN. RES | TOTAL HUNTER DAYS | AVG. HUNTER EFFORT |
| **Unit/Subunit 10** | | | | | | | | | | | | | | | | | | | |
| BROWN BEAR | Drawing | D0275 | 1 | 0 | 1 | 0 | 0 | 3 | 1 | 1 | 0 | 1 | 25.00 | 0.00 | 50.00 | 0.00 | 0.00 | 19 | 4.75 |
| BROWN BEAR | Drawing | D0276 | 4 | 1 | 3 | 0 | 0 | 0 | 0 | 0 | 0 | 0 | 100.00 | 100.00 | 100.00 | 0.00 | 0.00 | 26 | 6.50 |
| CARIBOU | General Season | | n/a | n/a | n/a | n/a | n/a | n/a | n/a | n/a | n/a | n/a | n/a | n/a | n/a | n/a | n/a | n/a | n/a |
| CARIBOU | Registration | R0550 | 97 | 0 | 92 | 5 | 0 | 75 | 0 | 53 | 22 | 0 | 56.40 | 0.00 | 63.45 | 18.52 | 0.00 | 1179 | 6.85 |
| COYOTE | Hunting/Trapping | | n/a | n/a | n/a | n/a | n/a | n/a | n/a | n/a | n/a | n/a | n/a | n/a | n/a | n/a | n/a | n/a | n/a |
| FOX | Hunting/Trapping | | n/a | n/a | n/a | n/a | n/a | n/a | n/a | n/a | n/a | n/a | n/a | n/a | n/a | n/a | n/a | n/a | n/a |
| MINK | Trapping | | n/a | n/a | n/a | n/a | n/a | n/a | n/a | n/a | n/a | n/a | n/a | n/a | n/a | n/a | n/a | n/a | n/a |
| OTTER | Trapping | | 0 | 0 | 0 | 0 | 0 | n/a | n/a | n/a | n/a | n/a | 0.00 | 0.00 | 0.00 | 0.00 | 0.00 | n/a | n/a |
| WOLF | Hunting/Trapping | | 0 | 0 | 0 | 0 | 0 | n/a | n/a | n/a | n/a | n/a | 0.00 | 0.00 | 0.00 | 0.00 | 0.00 | n/a | n/a |
| WOLVERINE | Hunting/Trapping | | 0 | 0 | 0 | 0 | 0 | n/a | n/a | n/a | n/a | n/a | 0.00 | 0.00 | 0.00 | 0.00 | 0.00 | n/a | n/a |
| **UNIT 10 TOTALS FOR SPECIES AND HUNT TYPE** | | | | | | | | | | | | | | | | | | | |
| BROWN BEAR | Drawing | | 5 | 1 | 4 | 0 | 0 | 3 | 1 | 1 | 0 | 1 | | | | | | | |
| CARIBOU | General Season | | n/a | n/a | n/a | n/a | n/a | n/a | n/a | n/a | n/a | n/a | | | | | | | |
| CARIBOU | Registration | | 97 | 0 | 92 | 5 | 0 | 75 | 0 | 53 | 22 | 0 | | | | | | | |
| COYOTE | Hunting/Trapping | | n/a | n/a | n/a | n/a | n/a | n/a | n/a | n/a | n/a | n/a | | | | | | | |
| FOX | Hunting/Trapping | | n/a | n/a | n/a | n/a | n/a | n/a | n/a | n/a | n/a | n/a | | | | | | | |
| MINK | Trapping | | n/a | n/a | n/a | n/a | n/a | n/a | n/a | n/a | n/a | n/a | | | | | | | |
| OTTER | Trapping | | 0 | 0 | 0 | 0 | 0 | n/a | n/a | n/a | n/a | n/a | | | | | | | |
| WOLF | Hunting/Trapping | | 0 | 0 | 0 | 0 | 0 | n/a | n/a | n/a | n/a | n/a | | | | | | | |
| WOLVERINE | Hunting/Trapping | | 0 | 0 | 0 | 0 | 0 | n/a | n/a | n/a | n/a | n/a | | | | | | | |
| **UNIT 10 TOTALS** | | | | | | | | | | | | | | | | | | | |
| BROWN BEAR | **TOTAL UNIT** | | 5 | 1 | 4 | 0 | 0 | 3 | 1 | 1 | 0 | 1 | | | | | | | |
| CARIBOU | **TOTAL UNIT** | | 97 | 0 | 92 | 5 | 0 | 75 | 0 | 53 | 22 | 0 | | | | | | | |
| COYOTE | **TOTAL UNIT** | | n/a | n/a | n/a | n/a | n/a | n/a | n/a | n/a | n/a | n/a | | | | | | | |
| FOX | **TOTAL UNIT** | | n/a | n/a | n/a | n/a | n/a | n/a | n/a | n/a | n/a | n/a | | | | | | | |
| MINK | **TOTAL UNIT** | | n/a | n/a | n/a | n/a | n/a | n/a | n/a | n/a | n/a | n/a | | | | | | | |
| OTTER | **TOTAL UNIT** | | 0 | 0 | 0 | 0 | 0 | n/a | n/a | n/a | n/a | n/a | | | | | | | |
| WOLF | **TOTAL UNIT** | | 0 | 0 | 0 | 0 | 0 | n/a | n/a | n/a | n/a | n/a | | | | | | | |
| WOLVERINE | **TOTAL UNIT** | | 0 | 0 | 0 | 0 | 0 | n/a | n/a | n/a | n/a | n/a | | | | | | | |

# 1992-93 HUNTER INFORMATION BY UNIT/SUBUNIT: UNIT 11

| SPECIES | TYPE | HUNT | SUCCESSFUL HUNTERS TOTAL | UNIT RES | OTHER STATE RES | NON-RES | UNKN. RES | UNSUCCESSFUL HUNTERS TOTAL | UNIT RES | OTHER STATE RES | NON-RES | UNKN. RES | PERCENT SUCCESSFUL TOTAL | UNIT RES | OTHER STATE RES | NON-RES | UNKN. RES | EFFORT TOTAL HUNTER DAYS | EFFORT AVG. HUNTER EFFORT |
|---|---|---|---|---|---|---|---|---|---|---|---|---|---|---|---|---|---|---|---|
| **Unit/Subunit 11** | | | | | | | | | | | | | | | | | | | |
| BEAVER | Trapping | | 5 | 0 | 5 | 0 | 0 | n/a | n/a | n/a | n/a | n/a | n/a | 0.00 | n/a | 0.00 | 0.00 | n/a | n/a |
| BLACK BEAR | General Season | | 12 | 1 | 9 | 1 | 1 | n/a | n/a | n/a | n/a | n/a | n/a | n/a | n/a | n/a | n/a | n/a | n/a |
| BROWN BEAR | General Season | | 6 | 0 | 4 | 2 | 0 | n/a | n/a | n/a | n/a | n/a | n/a | 0.00 | n/a | n/a | 0.00 | n/a | n/a |
| COYOTE | Hunting/Trapping | | n/a | n/a | n/a | n/a | n/a | n/a | n/a | n/a | n/a | n/a | n/a | n/a | n/a | n/a | n/a | n/a | n/a |
| FOX | Hunting/Trapping | | n/a | n/a | n/a | n/a | n/a | n/a | n/a | n/a | n/a | n/a | n/a | n/a | n/a | n/a | n/a | n/a | n/a |
| LYNX | Hunting/Trapping | | 51 | 4 | 46 | 0 | 1 | n/a | n/a | n/a | n/a | n/a | n/a | n/a | n/a | 0.00 | n/a | n/a | n/a |
| MARTEN | Trapping | | 1 | 0 | 1 | 0 | 0 | n/a | n/a | n/a | n/a | n/a | n/a | 0.00 | n/a | 0.00 | 0.00 | n/a | n/a |
| MINK | Trapping | | n/a | n/a | n/a | n/a | n/a | n/a | n/a | n/a | n/a | n/a | n/a | n/a | n/a | n/a | n/a | n/a | n/a |
| MOOSE | General Season | | 23 | 1 | 19 | 3 | 0 | 139 | 3 | 129 | 4 | 3 | 14.20 | 25.00 | 12.84 | 42.86 | 0.00 | 1106 | 6.83 |
| MOOSE | Federal | R0913 | 0 | 0 | 0 | 0 | 0 | 2 | 0 | 2 | 0 | 0 | 0.00 | 0.00 | 0.00 | 0.00 | 0.00 | 13 | 6.50 |
| MT. GOAT | Registration | R0880 | 17 | 2 | 3 | 12 | 0 | 9 | 0 | 6 | 3 | 0 | 65.38 | 100.00 | 33.33 | 80.00 | 0.00 | 85 | 3.27 |
| OTTER | Trapping | | 1 | 0 | 1 | 0 | 0 | n/a | n/a | n/a | n/a | n/a | n/a | 0.00 | n/a | 0.00 | 0.00 | n/a | n/a |
| SHEEP | General Season | | 159 | 3 | 127 | 22 | 7 | 229 | 1 | 211 | 7 | 10 | 40.98 | 75.00 | 37.57 | 75.86 | 41.18 | n/a | n/a |
| WOLF | Hunting/Trapping | | 33 | 4 | 17 | 2 | 10 | n/a | n/a | n/a | n/a | n/a | n/a | n/a | n/a | n/a | n/a | n/a | n/a |
| WOLVERINE | Hunting/Trapping | | 5 | 1 | 3 | 0 | 1 | n/a | n/a | n/a | n/a | n/a | n/a | n/a | n/a | 0.00 | n/a | n/a | n/a |

# 1992-93 HUNTER INFORMATION BY UNIT/SUBUNIT: UNIT 11

| SPECIES | TYPE | HUNT TOTAL | SUCCESSFUL HUNTERS | | | | UNSUCCESSFUL HUNTERS | | | | |
|---|---|---|---|---|---|---|---|---|---|---|---|
| | | | UNIT RES | OTHER STATE RES | NON-RES | UNKN. RES | TOTAL | UNIT RES | OTHER STATE RES | NON-RES | UNKN. RES |
| **UNIT 11 TOTALS FOR SPECIES AND HUNT TYPE** | | | | | | | | | | | |
| BEAVER | Trapping | 5 | 0 | 5 | 0 | 0 | n/a | n/a | n/a | n/a | n/a |
| BLACK BEAR | General Season | 12 | 1 | 9 | 1 | 1 | n/a | n/a | n/a | n/a | n/a |
| BROWN BEAR | General Season | 6 | 0 | 4 | 2 | 0 | n/a | n/a | n/a | n/a | n/a |
| COYOTE | Hunting/Trapping | n/a | n/a | n/a | n/a | n/a | n/a | n/a | n/a | n/a | n/a |
| FOX | Hunting/Trapping | n/a | n/a | n/a | n/a | n/a | n/a | n/a | n/a | n/a | n/a |
| LYNX | Hunting/Trapping | 51 | 4 | 46 | 0 | 1 | n/a | n/a | n/a | n/a | n/a |
| MARTEN | Trapping | 1 | 0 | 1 | 0 | 0 | n/a | n/a | n/a | n/a | n/a |
| MINK | Trapping | n/a | n/a | n/a | n/a | n/a | n/a | n/a | n/a | n/a | n/a |
| MOOSE | Federal | 0 | 0 | 0 | 0 | 0 | 2 | 0 | 2 | 0 | 0 |
| MOOSE | General Season | 23 | 1 | 19 | 3 | 0 | 139 | 3 | 129 | 4 | 3 |
| MT. GOAT | Registration | 17 | 2 | 3 | 12 | 0 | 9 | 0 | 6 | 3 | 0 |
| OTTER | Trapping | 1 | 0 | 1 | 0 | 0 | n/a | n/a | n/a | n/a | n/a |
| SHEEP | General Season | 159 | 3 | 127 | 22 | 7 | 229 | 1 | 211 | 7 | 10 |
| WOLF | Hunting/Trapping | 33 | 4 | 17 | 2 | 10 | n/a | n/a | n/a | n/a | n/a |
| WOLVERINE | Hunting/Trapping | 5 | 1 | 3 | 0 | 1 | n/a | n/a | n/a | n/a | n/a |
| **UNIT 11 TOTALS** | | | | | | | | | | | |
| BEAVER | **TOTAL UNIT** | 5 | 0 | 5 | 0 | 0 | n/a | n/a | n/a | n/a | n/a |
| BLACK BEAR | **TOTAL UNIT** | 12 | 1 | 9 | 1 | 1 | n/a | n/a | n/a | n/a | n/a |
| BROWN BEAR | **TOTAL UNIT** | 6 | 0 | 4 | 2 | 0 | n/a | n/a | n/a | n/a | n/a |
| COYOTE | **TOTAL UNIT** | n/a | n/a | n/a | n/a | n/a | n/a | n/a | n/a | n/a | n/a |
| FOX | **TOTAL UNIT** | n/a | n/a | n/a | n/a | n/a | n/a | n/a | n/a | n/a | n/a |
| LYNX | **TOTAL UNIT** | 51 | 4 | 46 | 0 | 1 | n/a | n/a | n/a | n/a | n/a |
| MARTEN | **TOTAL UNIT** | 1 | 0 | 1 | 0 | 0 | n/a | n/a | n/a | n/a | n/a |
| MINK | **TOTAL UNIT** | n/a | n/a | n/a | n/a | n/a | n/a | n/a | n/a | n/a | n/a |
| MOOSE | **TOTAL UNIT** | 23 | 1 | 19 | 3 | 0 | 141 | 3 | 131 | 4 | 3 |
| MT. GOAT | **TOTAL UNIT** | 17 | 2 | 3 | 12 | 0 | 9 | 0 | 6 | 3 | 0 |
| OTTER | **TOTAL UNIT** | 1 | 0 | 1 | 0 | 0 | n/a | n/a | n/a | n/a | n/a |
| SHEEP | **TOTAL UNIT** | 159 | 3 | 127 | 22 | 7 | 229 | 1 | 211 | 7 | 10 |
| WOLF | **TOTAL UNIT** | 33 | 4 | 17 | 2 | 10 | n/a | n/a | n/a | n/a | n/a |
| WOLVERINE | **TOTAL UNIT** | 5 | 1 | 3 | 0 | 1 | n/a | n/a | n/a | n/a | n/a |

# 1992-93 HUNTER INFORMATION BY UNIT/SUBUNIT: UNIT 12

| SPECIES | TYPE | HUNT | SUCCESSFUL HUNTERS TOTAL | UNIT RES | OTHER STATE RES | NON-RES | UNKN. RES | UNSUCCESSFUL HUNTERS TOTAL | UNIT RES | OTHER STATE RES | NON-RES | UNKN. RES | PERCENT SUCCESSFUL TOTAL | UNIT RES | OTHER STATE RES | NON-RES | UNKN. RES | EFFORT TOTAL HUNTER DAYS | EFFORT AVG. HUNTER EFFORT |
|---|---|---|---|---|---|---|---|---|---|---|---|---|---|---|---|---|---|---|---|
| **Unit/Subunit 12** | | | | | | | | | | | | | | | | | | | |
| BEAVER | Trapping | | 34 | 34 | 0 | 0 | 0 | n/a | n/a | n/a | n/a | n/a | n/a | n/a | 0.00 | 0.00 | 0.00 | n/a | n/a |
| BLACK BEAR | General Season | | 36 | 29 | 6 | 1 | 0 | n/a | n/a | n/a | n/a | n/a | n/a | n/a | n/a | n/a | 0.00 | n/a | n/a |
| BROWN BEAR | General Season | | 24 | 7 | 6 | 11 | 0 | n/a | n/a | n/a | n/a | n/a | n/a | n/a | n/a | n/a | 0.00 | n/a | n/a |
| CARIBOU | General Season | | n/a | n/a | n/a | n/a | n/a | n/a | n/a | n/a | n/a | n/a | n/a | n/a | n/a | n/a | n/a | n/a | n/a |
| CARIBOU | Federal | R0512 | 0 | 0 | 0 | 0 | 0 | 0 | 0 | 0 | 0 | 0 | 0.00 | 0.00 | 0.00 | 0.00 | 0.00 | 0 | 0.00 |
| COYOTE | Hunting/Trapping | | n/a | n/a | n/a | n/a | n/a | n/a | n/a | n/a | n/a | n/a | n/a | n/a | n/a | n/a | n/a | n/a | n/a |
| FOX | Hunting/Trapping | | n/a | n/a | n/a | n/a | n/a | n/a | n/a | n/a | n/a | n/a | n/a | n/a | n/a | n/a | n/a | n/a | n/a |
| LYNX | Hunting/Trapping | | 232 | 174 | 58 | 0 | 0 | n/a | n/a | n/a | n/a | n/a | n/a | n/a | n/a | 0.00 | 0.00 | n/a | n/a |
| MARTEN | Trapping | | n/a | n/a | n/a | n/a | n/a | n/a | n/a | n/a | n/a | n/a | n/a | n/a | n/a | n/a | n/a | n/a | n/a |
| MINK | Trapping | | n/a | n/a | n/a | n/a | n/a | n/a | n/a | n/a | n/a | n/a | n/a | n/a | n/a | n/a | n/a | n/a | n/a |
| MOOSE | General Season | | 71 | 23 | 35 | 12 | 1 | 408 | 222 | 164 | 13 | 9 | 14.82 | 9.39 | 17.59 | 48.00 | 10.00 | 3646 | 7.61 |
| OTTER | Trapping | | 8 | 6 | 0 | 1 | 1 | n/a | n/a | n/a | n/a | n/a | n/a | n/a | 0.00 | n/a | n/a | n/a | n/a |
| SHEEP | General Season | | 177 | 10 | 83 | 81 | 3 | 230 | 17 | 194 | 14 | 5 | 43.49 | 37.04 | 29.96 | 85.26 | 37.50 | 2210 | 5.43 |
| SHEEP | Drawing | D1102 | 24 | 3 | 21 | 0 | 0 | 34 | 2 | 30 | 0 | 2 | 41.38 | 60.00 | 41.18 | 0.00 | 0.00 | 307 | 5.29 |
| WOLF | Hunting/Trapping | | 52 | 47 | 5 | 0 | 0 | n/a | n/a | n/a | n/a | n/a | n/a | n/a | n/a | 0.00 | 0.00 | n/a | n/a |
| WOLVERINE | Hunting/Trapping | | 13 | 12 | 1 | 0 | 0 | n/a | n/a | n/a | n/a | n/a | n/a | n/a | n/a | 0.00 | 0.00 | n/a | n/a |

# *1992-93 HUNTER INFORMATION BY UNIT/SUBUNIT: UNIT 12*

| SPECIES | TYPE | HUNT TOTAL | SUCCESSFUL HUNTERS | | | | UNSUCCESSFUL HUNTERS | | | | |
|---|---|---|---|---|---|---|---|---|---|---|---|
| | | | UNIT RES | OTHER STATE RES | NON-RES | UNKN. RES | TOTAL | UNIT RES | OTHER STATE RES | NON-RES | UNKN. RES |
| **UNIT 12 TOTALS FOR SPECIES AND HUNT TYPE** | | | | | | | | | | | |
| BEAVER | Trapping | 34 | 34 | 0 | 0 | 0 | n/a | n/a | n/a | n/a | n/a |
| BLACK BEAR | General Season | 36 | 29 | 6 | 1 | 0 | n/a | n/a | n/a | n/a | n/a |
| BROWN BEAR | General Season | 24 | 7 | 6 | 11 | 0 | n/a | n/a | n/a | n/a | n/a |
| CARIBOU | Federal | 0 | 0 | 0 | 0 | 0 | 0 | 0 | 0 | 0 | 0 |
| CARIBOU | General Season | n/a | n/a | n/a | n/a | n/a | n/a | n/a | n/a | n/a | n/a |
| COYOTE | Hunting/Trapping | n/a | n/a | n/a | n/a | n/a | n/a | n/a | n/a | n/a | n/a |
| FOX | Hunting/Trapping | n/a | n/a | n/a | n/a | n/a | n/a | n/a | n/a | n/a | n/a |
| LYNX | Hunting/Trapping | 232 | 174 | 58 | 0 | 0 | n/a | n/a | n/a | n/a | n/a |
| MARTEN | Trapping | n/a | n/a | n/a | n/a | n/a | n/a | n/a | n/a | n/a | n/a |
| MINK | Trapping | n/a | n/a | n/a | n/a | n/a | n/a | n/a | n/a | n/a | n/a |
| MOOSE | General Season | 71 | 23 | 35 | 12 | 1 | 408 | 222 | 164 | 13 | 9 |
| OTTER | Trapping | 8 | 6 | 0 | 1 | 1 | n/a | n/a | n/a | n/a | n/a |
| SHEEP | Drawing | 24 | 3 | 21 | 0 | 0 | 34 | 2 | 30 | 0 | 2 |
| SHEEP | General Season | 177 | 10 | 83 | 81 | 3 | 230 | 17 | 194 | 14 | 5 |
| WOLF | Hunting/Trapping | 52 | 47 | 5 | 0 | 0 | n/a | n/a | n/a | n/a | n/a |
| WOLVERINE | Hunting/Trapping | 13 | 12 | 1 | 0 | 0 | n/a | n/a | n/a | n/a | n/a |
| **UNIT 12 TOTALS** | | | | | | | | | | | |
| BEAVER | **TOTAL UNIT** | 34 | 34 | 0 | 0 | 0 | n/a | n/a | n/a | n/a | n/a |
| BLACK BEAR | **TOTAL UNIT** | 36 | 29 | 6 | 1 | 0 | n/a | n/a | n/a | n/a | n/a |
| BROWN BEAR | **TOTAL UNIT** | 24 | 7 | 6 | 11 | 0 | n/a | n/a | n/a | n/a | n/a |
| CARIBOU | **TOTAL UNIT** | 0 | 0 | 0 | 0 | 0 | 0 | 0 | 0 | 0 | 0 |
| COYOTE | **TOTAL UNIT** | n/a | n/a | n/a | n/a | n/a | n/a | n/a | n/a | n/a | n/a |
| FOX | **TOTAL UNIT** | n/a | n/a | n/a | n/a | n/a | n/a | n/a | n/a | n/a | n/a |
| LYNX | **TOTAL UNIT** | 232 | 174 | 58 | 0 | 0 | n/a | n/a | n/a | n/a | n/a |
| MARTEN | **TOTAL UNIT** | n/a | n/a | n/a | n/a | n/a | n/a | n/a | n/a | n/a | n/a |
| MINK | **TOTAL UNIT** | n/a | n/a | n/a | n/a | n/a | n/a | n/a | n/a | n/a | n/a |
| MOOSE | **TOTAL UNIT** | 71 | 23 | 35 | 12 | 1 | 408 | 222 | 164 | 13 | 9 |
| OTTER | **TOTAL UNIT** | 8 | 6 | 0 | 1 | 1 | n/a | n/a | n/a | n/a | n/a |
| SHEEP | **TOTAL UNIT** | 201 | 13 | 104 | 81 | 3 | 264 | 19 | 224 | 14 | 7 |
| WOLF | **TOTAL UNIT** | 52 | 47 | 5 | 0 | 0 | n/a | n/a | n/a | n/a | n/a |
| WOLVERINE | **TOTAL UNIT** | 13 | 12 | 1 | 0 | 0 | n/a | n/a | n/a | n/a | n/a |

# 1992-93 HUNTER INFORMATION BY UNIT/SUBUNIT: UNIT 13

| SPECIES | TYPE | HUNT | SUCCESSFUL HUNTERS TOTAL | UNIT RES | OTHER STATE RES | NON-RES | UNKN. RES | UNSUCCESSFUL HUNTERS TOTAL | UNIT RES | OTHER STATE RES | NON-RES | UNKN. RES | PERCENT SUCCESSFUL TOTAL | UNIT RES | OTHER STATE RES | NON-RES | UNKN. RES | EFFORT TOTAL HUNTER DAYS | EFFORT AVG. HUNTER EFFORT |
|---|---|---|---|---|---|---|---|---|---|---|---|---|---|---|---|---|---|---|---|
| **Unit/Subunit 13A** | | | | | | | | | | | | | | | | | | | |
| BEAVER | Trapping | | 68 | 5 | 49 | 0 | 14 | n/a | n/a | n/a | n/a | n/a | n/a | n/a | n/a | 0.00 | n/a | n/a | n/a |
| BLACK BEAR | General Season | | 8 | 5 | 3 | 0 | 0 | n/a | n/a | n/a | n/a | n/a | n/a | n/a | n/a | 0.00 | 0.00 | n/a | n/a |
| BROWN BEAR | General Season | | 18 | 2 | 8 | 8 | 0 | n/a | n/a | n/a | n/a | n/a | n/a | n/a | n/a | n/a | 0.00 | n/a | n/a |
| CARIBOU | Federal | R0513 | 2 | 2 | 0 | 0 | 0 | 30 | 30 | 0 | 0 | 0 | 6.25 | 6.25 | 0.00 | 0.00 | 0.00 | 267 | 8.34 |
| CARIBOU | Tier II | T0566 | 766 | 61 | 705 | 0 | 0 | 604 | 79 | 525 | 0 | 0 | 55.91 | 43.57 | 57.32 | 0.00 | 0.00 | 7491 | 5.47 |
| CARIBOU | **TOTAL SUBUNIT** | | 768 | 63 | 705 | 0 | 0 | 634 | 109 | 525 | 0 | 0 | | | | | | | |
| COYOTE | Hunting/Trapping | | n/a | n/a | n/a | n/a | n/a | n/a | n/a | n/a | n/a | n/a | n/a | n/a | n/a | n/a | n/a | n/a | n/a |
| FOX | Hunting/Trapping | | n/a | n/a | n/a | n/a | n/a | n/a | n/a | n/a | n/a | n/a | n/a | n/a | n/a | n/a | n/a | n/a | n/a |
| LYNX | Hunting/Trapping | | 39 | 20 | 15 | 0 | 4 | n/a | n/a | n/a | n/a | n/a | n/a | n/a | n/a | 0.00 | n/a | n/a | n/a |
| MARTEN | Trapping | | n/a | n/a | n/a | n/a | n/a | n/a | n/a | n/a | n/a | n/a | n/a | n/a | n/a | n/a | n/a | n/a | n/a |
| MINK | Trapping | | n/a | n/a | n/a | n/a | n/a | n/a | n/a | n/a | n/a | n/a | n/a | n/a | n/a | n/a | n/a | n/a | n/a |
| MOOSE | General Season | | 125 | 5 | 117 | 0 | 3 | 530 | 55 | 453 | 2 | 20 | 19.08 | 8.33 | 20.53 | 0.00 | 13.04 | 3390 | 5.18 |
| MOOSE | Federal | R0913 | 7 | 7 | 0 | 0 | 0 | 12 | 11 | 1 | 0 | 0 | 36.84 | 38.89 | 0.00 | 0.00 | 0.00 | 105 | 5.53 |
| MOOSE | **TOTAL SUBUNIT** | | 132 | 12 | 117 | 0 | 3 | 542 | 66 | 454 | 2 | 20 | | | | | | | |
| OTTER | Trapping | | 2 | 1 | 1 | 0 | 0 | n/a | n/a | n/a | n/a | n/a | n/a | n/a | n/a | 0.00 | 0.00 | n/a | n/a |
| SHEEP | General Season | | 43 | 1 | 30 | 11 | 1 | 183 | 7 | 172 | 3 | 1 | 19.03 | 12.50 | 14.85 | 78.57 | 50.00 | 1071 | 4.74 |
| WOLF | Hunting/Trapping | | 10 | 3 | 5 | 0 | 2 | n/a | n/a | n/a | n/a | n/a | n/a | n/a | n/a | 0.00 | n/a | n/a | n/a |
| WOLVERINE | Hunting/Trapping | | 5 | 1 | 3 | 0 | 1 | n/a | n/a | n/a | n/a | n/a | n/a | n/a | n/a | 0.00 | n/a | n/a | n/a |
| **Unit/Subunit 13B** | | | | | | | | | | | | | | | | | | | |
| BEAVER | Trapping | | 29 | 24 | 1 | 0 | 4 | n/a | n/a | n/a | n/a | n/a | n/a | n/a | n/a | 0.00 | n/a | n/a | n/a |
| BLACK BEAR | General Season | | 7 | 3 | 4 | 0 | 0 | n/a | n/a | n/a | n/a | n/a | n/a | n/a | n/a | 0.00 | 0.00 | n/a | n/a |
| BROWN BEAR | General Season | | 18 | 2 | 14 | 1 | 1 | n/a | n/a | n/a | n/a | n/a | n/a | n/a | n/a | n/a | n/a | n/a | n/a |
| CARIBOU | Federal | R0513 | 438 | 420 | 15 | 0 | 3 | 444 | 423 | 21 | 0 | 0 | 49.66 | 49.82 | 41.67 | 0.00 | 100.00 | 5235 | 5.94 |
| CARIBOU | Tier II | T0566 | 1076 | 94 | 982 | 0 | 0 | 344 | 82 | 262 | 0 | 0 | 75.77 | 53.41 | 78.94 | 0.00 | 0.00 | 5952 | 4.19 |
| CARIBOU | **TOTAL SUBUNIT** | | 1514 | 514 | 997 | 0 | 3 | 788 | 505 | 283 | 0 | 0 | | | | | | | |
| COYOTE | Hunting/Trapping | | n/a | n/a | n/a | n/a | n/a | n/a | n/a | n/a | n/a | n/a | n/a | n/a | n/a | n/a | n/a | n/a | n/a |
| FOX | Hunting/Trapping | | n/a | n/a | n/a | n/a | n/a | n/a | n/a | n/a | n/a | n/a | n/a | n/a | n/a | n/a | n/a | n/a | n/a |
| LYNX | Hunting/Trapping | | 14 | 10 | 0 | 1 | 3 | n/a | n/a | n/a | n/a | n/a | n/a | n/a | 0.00 | n/a | n/a | n/a | n/a |
| MARTEN | Trapping | | n/a | n/a | n/a | n/a | n/a | n/a | n/a | n/a | n/a | n/a | n/a | n/a | n/a | n/a | n/a | n/a | n/a |
| MINK | Trapping | | n/a | n/a | n/a | n/a | n/a | n/a | n/a | n/a | n/a | n/a | n/a | n/a | n/a | n/a | n/a | n/a | n/a |
| MOOSE | General Season | | 139 | 5 | 132 | 0 | 2 | 632 | 101 | 514 | 2 | 15 | 18.03 | 4.72 | 20.43 | 0.00 | 11.76 | 4444 | 5.76 |
| MOOSE | Federal | R0913 | 35 | 31 | 4 | 0 | 0 | 205 | 200 | 4 | 0 | 1 | 14.58 | 13.42 | 50.00 | 0.00 | 0.00 | 1570 | 6.54 |
| MOOSE | **TOTAL SUBUNIT** | | 174 | 36 | 136 | 0 | 2 | 837 | 301 | 518 | 2 | 16 | | | | | | | |
| OTTER | Trapping | | 2 | 2 | 0 | 0 | 0 | n/a | n/a | n/a | n/a | n/a | n/a | n/a | 0.00 | 0.00 | 0.00 | n/a | n/a |
| SHEEP | General Season | | 2 | 0 | 2 | 0 | 0 | 20 | 2 | 18 | 0 | 0 | 9.09 | 0.00 | 10.00 | 0.00 | 0.00 | 86 | 3.91 |
| WOLF | Hunting/Trapping | | 21 | 10 | 9 | 0 | 2 | n/a | n/a | n/a | n/a | n/a | n/a | n/a | n/a | 0.00 | n/a | n/a | n/a |
| WOLVERINE | Hunting/Trapping | | 4 | 4 | 0 | 0 | 0 | n/a | n/a | n/a | n/a | n/a | n/a | n/a | 0.00 | 0.00 | 0.00 | n/a | n/a |

# 1992-93 HUNTER INFORMATION BY UNIT/SUBUNIT: UNIT 13

| SPECIES | TYPE | HUNT | SUCCESSFUL HUNTERS TOTAL | UNIT RES | OTHER STATE RES | NON-RES | UNKN. RES | UNSUCCESSFUL HUNTERS TOTAL | UNIT RES | OTHER STATE RES | NON-RES | UNKN. RES | PERCENT SUCCESSFUL TOTAL | UNIT RES | OTHER STATE RES | NON-RES | UNKN. RES | EFFORT TOTAL HUNTER DAYS | EFFORT AVG. HUNTER EFFORT |
|---|---|---|---|---|---|---|---|---|---|---|---|---|---|---|---|---|---|---|---|
| **Unit/Subunit 13C** | | | | | | | | | | | | | | | | | | | |
| BEAVER | Trapping | | 22 | 14 | 2 | 0 | 6 | n/a | n/a | n/a | n/a | n/a | n/a | n/a | n/a | 0.00 | n/a | n/a | n/a |
| BLACK BEAR | General Season | | 2 | 1 | 1 | 0 | 0 | n/a | n/a | n/a | n/a | n/a | n/a | n/a | n/a | 0.00 | 0.00 | n/a | n/a |
| BROWN BEAR | General Season | | 10 | 5 | 5 | 0 | 0 | n/a | n/a | n/a | n/a | n/a | n/a | n/a | n/a | 0.00 | 0.00 | n/a | n/a |
| CARIBOU | Federal | R0513 | 5 | 5 | 0 | 0 | 0 | 7 | 7 | 0 | 0 | 0 | 41.67 | 41.67 | 0.00 | 0.00 | 0.00 | 47 | 3.92 |
| CARIBOU | Tier II | T0566 | 34 | 10 | 24 | 0 | 0 | 28 | 10 | 18 | 0 | 0 | 54.84 | 50.00 | 57.14 | 0.00 | 0.00 | 539 | 8.69 |
| CARIBOU | **TOTAL SUBUNIT** | | 39 | 15 | 24 | 0 | 0 | 35 | 17 | 18 | 0 | 0 | | | | | | | |
| COYOTE | Hunting/Trapping | | n/a | n/a | n/a | n/a | n/a | n/a | n/a | n/a | n/a | n/a | n/a | n/a | n/a | n/a | n/a | n/a | n/a |
| FOX | Hunting/Trapping | | n/a | n/a | n/a | n/a | n/a | n/a | n/a | n/a | n/a | n/a | n/a | n/a | n/a | n/a | n/a | n/a | n/a |
| LYNX | Hunting/Trapping | | 33 | 23 | 5 | 1 | 4 | n/a | n/a | n/a | n/a | n/a | n/a | n/a | n/a | n/a | n/a | n/a | n/a |
| MARTEN | Trapping | | n/a | n/a | n/a | n/a | n/a | n/a | n/a | n/a | n/a | n/a | n/a | n/a | n/a | n/a | n/a | n/a | n/a |
| MINK | Trapping | | n/a | n/a | n/a | n/a | n/a | n/a | n/a | n/a | n/a | n/a | n/a | n/a | n/a | n/a | n/a | n/a | n/a |
| MOOSE | General Season | | 75 | 14 | 60 | 0 | 1 | 172 | 51 | 114 | 2 | 5 | 30.36 | 21.54 | 34.48 | 0.00 | 16.67 | 1419 | 5.74 |
| MOOSE | Federal | R0913 | 2 | 2 | 0 | 0 | 0 | 10 | 10 | 0 | 0 | 0 | 16.67 | 16.67 | 0.00 | 0.00 | 0.00 | 70 | 5.83 |
| MOOSE | **TOTAL SUBUNIT** | | 77 | 16 | 60 | 0 | 1 | 182 | 61 | 114 | 2 | 5 | | | | | | | |
| OTTER | Trapping | | 0 | 0 | 0 | 0 | 0 | n/a | n/a | n/a | n/a | n/a | 0.00 | 0.00 | 0.00 | 0.00 | 0.00 | n/a | n/a |
| SHEEP | General Season | | 2 | 0 | 2 | 0 | 0 | 21 | 5 | 14 | 2 | 0 | 8.70 | 0.00 | 12.50 | 0.00 | 0.00 | 107 | 4.65 |
| SHEEP | Drawing | D1102 | 1 | 0 | 1 | 0 | 0 | 2 | 0 | 2 | 0 | 0 | 33.33 | 0.00 | 33.33 | 0.00 | 0.00 | 16 | 5.33 |
| SHEEP | **TOTAL SUBUNIT** | | 3 | 0 | 3 | 0 | 0 | 23 | 5 | 16 | 2 | 0 | | | | | | | |
| WOLF | Hunting/Trapping | | 20 | 19 | 1 | 0 | 0 | n/a | n/a | n/a | n/a | n/a | n/a | n/a | n/a | 0.00 | 0.00 | n/a | n/a |
| WOLVERINE | Hunting/Trapping | | 2 | 2 | 0 | 0 | 0 | n/a | n/a | n/a | n/a | n/a | n/a | n/a | 0.00 | 0.00 | 0.00 | n/a | n/a |
| **Unit/Subunit 13D** | | | | | | | | | | | | | | | | | | | |
| BEAVER | Trapping | | 37 | 12 | 25 | 0 | 0 | n/a | n/a | n/a | n/a | n/a | n/a | n/a | n/a | 0.00 | 0.00 | n/a | n/a |
| BLACK BEAR | General Season | | 41 | 12 | 22 | 6 | 1 | n/a | n/a | n/a | n/a | n/a | n/a | n/a | n/a | n/a | n/a | n/a | n/a |
| BROWN BEAR | General Season | | 22 | 3 | 13 | 5 | 1 | n/a | n/a | n/a | n/a | n/a | n/a | n/a | n/a | n/a | n/a | n/a | n/a |
| CARIBOU | Federal | R0513 | 1 | 1 | 0 | 0 | 0 | 8 | 8 | 0 | 0 | 0 | 11.11 | 11.11 | 0.00 | 0.00 | 0.00 | 82 | 9.11 |
| CARIBOU | Tier II | T0566 | 28 | 10 | 18 | 0 | 0 | 18 | 5 | 13 | 0 | 0 | 60.87 | 66.67 | 58.06 | 0.00 | 0.00 | 209 | 4.54 |
| CARIBOU | **TOTAL SUBUNIT** | | 29 | 11 | 18 | 0 | 0 | 26 | 13 | 13 | 0 | 0 | | | | | | | |
| COYOTE | Hunting/Trapping | | n/a | n/a | n/a | n/a | n/a | n/a | n/a | n/a | n/a | n/a | n/a | n/a | n/a | n/a | n/a | n/a | n/a |
| FOX | Hunting/Trapping | | n/a | n/a | n/a | n/a | n/a | n/a | n/a | n/a | n/a | n/a | n/a | n/a | n/a | n/a | n/a | n/a | n/a |
| LYNX | Hunting/Trapping | | 38 | 26 | 4 | 0 | 8 | n/a | n/a | n/a | n/a | n/a | n/a | n/a | n/a | 0.00 | n/a | n/a | n/a |
| MARTEN | Trapping | | n/a | n/a | n/a | n/a | n/a | n/a | n/a | n/a | n/a | n/a | n/a | n/a | n/a | n/a | n/a | n/a | n/a |
| MINK | Trapping | | n/a | n/a | n/a | n/a | n/a | n/a | n/a | n/a | n/a | n/a | n/a | n/a | n/a | n/a | n/a | n/a | n/a |
| MOOSE | General Season | | 55 | 6 | 47 | 0 | 2 | 233 | 69 | 156 | 0 | 8 | 19.10 | 8.00 | 23.15 | 0.00 | 20.00 | 1744 | 6.06 |
| MOOSE | Federal | R0913 | 9 | 9 | 0 | 0 | 0 | 55 | 54 | 1 | 0 | 0 | 14.06 | 14.29 | 0.00 | 0.00 | 0.00 | 615 | 9.61 |
| MOOSE | **TOTAL SUBUNIT** | | 64 | 15 | 47 | 0 | 2 | 288 | 123 | 157 | 0 | 8 | | | | | | | |
| MT. GOAT | Drawing | D0818 | 2 | 0 | 2 | 0 | 0 | 1 | 0 | 1 | 0 | 0 | 66.67 | 0.00 | 66.67 | 0.00 | 0.00 | 15 | 5.00 |
| MT. GOAT | Drawing | D0819 | 3 | 1 | 2 | 0 | 0 | 8 | 0 | 8 | 0 | 0 | 27.27 | 100.00 | 20.00 | 0.00 | 0.00 | 42 | 3.82 |
| MT. GOAT | **TOTAL SUBUNIT** | | 5 | 1 | 4 | 0 | 0 | 9 | 0 | 9 | 0 | 0 | | | | | | | |
| OTTER | Trapping | | 6 | 3 | 3 | 0 | 0 | n/a | n/a | n/a | n/a | n/a | n/a | n/a | n/a | 0.00 | 0.00 | n/a | n/a |
| SHEEP | General Season | | 44 | 3 | 21 | 20 | 0 | 134 | 9 | 105 | 19 | 1 | 24.72 | 25.00 | 16.67 | 51.28 | 0.00 | 993 | 5.58 |
| WOLF | Hunting/Trapping | | 20 | 9 | 10 | 0 | 1 | n/a | n/a | n/a | n/a | n/a | n/a | n/a | n/a | 0.00 | n/a | n/a | n/a |
| WOLVERINE | Hunting/Trapping | | 12 | 2 | 7 | 0 | 3 | n/a | n/a | n/a | n/a | n/a | n/a | n/a | n/a | 0.00 | n/a | n/a | n/a |

# 1992-93 HUNTER INFORMATION BY UNIT/SUBUNIT: UNIT 13

| SPECIES | TYPE | HUNT | SUCCESSFUL HUNTERS TOTAL | UNIT RES | OTHER STATE RES | NON-RES | UNKN. RES | UNSUCCESSFUL HUNTERS TOTAL | UNIT RES | OTHER STATE RES | NON-RES | UNKN. RES | PERCENT SUCCESSFUL TOTAL | UNIT RES | OTHER STATE RES | NON-RES | UNKN. RES | EFFORT TOTAL HUNTER DAYS | EFFORT AVG. HUNTER EFFORT |
|---|---|---|---|---|---|---|---|---|---|---|---|---|---|---|---|---|---|---|---|
| **Unit/Subunit 13E** | | | | | | | | | | | | | | | | | | | |
| BEAVER | Trapping | | 70 | 12 | 44 | 0 | 14 | n/a | n/a | n/a | n/a | n/a | n/a | n/a | n/a | 0.00 | n/a | n/a | n/a |
| BLACK BEAR | General Season | | 22 | 0 | 20 | 0 | 2 | n/a | n/a | n/a | n/a | n/a | n/a | 0.00 | n/a | 0.00 | n/a | n/a | n/a |
| BROWN BEAR | General Season | | 42 | 6 | 16 | 19 | 1 | n/a | n/a | n/a | n/a | n/a | n/a | n/a | n/a | n/a | n/a | n/a | n/a |
| CARIBOU | Federal | R0513 | 24 | 22 | 2 | 0 | 0 | 21 | 21 | 0 | 0 | 0 | 53.33 | 51.16 | 100.00 | 0.00 | 0.00 | 482 | 10.71 |
| CARIBOU | Tier II | T0566 | 1115 | 36 | 1079 | 0 | 0 | 285 | 21 | 264 | 0 | 0 | 79.64 | 63.16 | 80.34 | 0.00 | 0.00 | 5248 | 3.75 |
| CARIBOU | **TOTAL SUBUNIT** | | 1139 | 58 | 1081 | 0 | 0 | 306 | 42 | 264 | 0 | 0 | | | | | | | |
| COYOTE | Hunting/Trapping | | n/a | n/a | n/a | n/a | n/a | n/a | n/a | n/a | n/a | n/a | n/a | n/a | n/a | n/a | n/a | n/a | n/a |
| FOX | Hunting/Trapping | | n/a | n/a | n/a | n/a | n/a | n/a | n/a | n/a | n/a | n/a | n/a | n/a | n/a | n/a | n/a | n/a | n/a |
| LYNX | Hunting/Trapping | | 6 | 0 | 4 | 0 | 2 | n/a | n/a | n/a | n/a | n/a | n/a | 0.00 | n/a | 0.00 | n/a | n/a | n/a |
| MARTEN | Trapping | | 23 | 0 | 23 | 0 | 0 | n/a | n/a | n/a | n/a | n/a | n/a | 0.00 | n/a | 0.00 | 0.00 | n/a | n/a |
| MINK | Trapping | | n/a | n/a | n/a | n/a | n/a | n/a | n/a | n/a | n/a | n/a | n/a | n/a | n/a | n/a | n/a | n/a | n/a |
| MOOSE | General Season | | 166 | 13 | 149 | 0 | 4 | 444 | 27 | 406 | 2 | 9 | 27.21 | 32.50 | 26.85 | 0.00 | 30.77 | 3261 | 5.35 |
| MOOSE | Federal | R0913 | 3 | 3 | 0 | 0 | 0 | 25 | 24 | 0 | 0 | 1 | 10.71 | 11.11 | 0.00 | 0.00 | 0.00 | 245 | 8.75 |
| MOOSE | **TOTAL SUBUNIT** | | 169 | 16 | 149 | 0 | 4 | 469 | 51 | 406 | 2 | 10 | | | | | | | |
| OTTER | Trapping | | 13 | 0 | 12 | 0 | 1 | n/a | n/a | n/a | n/a | n/a | n/a | 0.00 | n/a | 0.00 | n/a | n/a | n/a |
| SHEEP | General Season | | 21 | 0 | 7 | 12 | 2 | 81 | 12 | 62 | 6 | 1 | 20.59 | 0.00 | 10.14 | 66.67 | 66.67 | 572 | 5.61 |
| WOLF | Hunting/Trapping | | 22 | 9 | 11 | 0 | 2 | n/a | n/a | n/a | n/a | n/a | n/a | n/a | n/a | 0.00 | n/a | n/a | n/a |
| WOLVERINE | Hunting/Trapping | | 9 | 2 | 5 | 0 | 2 | n/a | n/a | n/a | n/a | n/a | n/a | n/a | n/a | 0.00 | n/a | n/a | n/a |
| **Unit/Subunit 13Z** | | | | | | | | | | | | | | | | | | | |
| BEAVER | Trapping | | 1 | 0 | 1 | 0 | 0 | n/a | n/a | n/a | n/a | n/a | n/a | 0.00 | n/a | 0.00 | 0.00 | n/a | n/a |
| BLACK BEAR | General Season | | 1 | 0 | 1 | 0 | 0 | n/a | n/a | n/a | n/a | n/a | n/a | 0.00 | n/a | 0.00 | 0.00 | n/a | n/a |
| CARIBOU | Federal | R0513 | 18 | 18 | 0 | 0 | 0 | 214 | 208 | 6 | 0 | 0 | 7.76 | 7.96 | 0.00 | 0.00 | 0.00 | 2349 | 10.13 |
| CARIBOU | Tier II | T0566 | 395 | 37 | 358 | 0 | 0 | 459 | 98 | 361 | 0 | 0 | 46.25 | 27.41 | 49.79 | 0.00 | 0.00 | 4857 | 5.69 |
| CARIBOU | **TOTAL SUBUNIT** | | 413 | 55 | 358 | 0 | 0 | 673 | 306 | 367 | 0 | 0 | | | | | | | |
| MOOSE | General Season | | 11 | 1 | 9 | 0 | 1 | 193 | 49 | 138 | 2 | 4 | 5.39 | 2.00 | 6.12 | 0.00 | 20.00 | 1323 | 6.49 |
| MOOSE | Federal | R0913 | 1 | 1 | 0 | 0 | 0 | 76 | 74 | 2 | 0 | 0 | 1.30 | 1.33 | 0.00 | 0.00 | 0.00 | 732 | 9.51 |
| MOOSE | **TOTAL SUBUNIT** | | 12 | 2 | 9 | 0 | 1 | 269 | 123 | 140 | 2 | 4 | | | | | | | |
| SHEEP | General Season | | 1 | 0 | 0 | 1 | 0 | 17 | 2 | 13 | 2 | 0 | 5.56 | 0.00 | 0.00 | 33.33 | 0.00 | 76 | 4.22 |

# 1992-93 HUNTER INFORMATION BY UNIT/SUBUNIT: UNIT 13

| | | | SUCCESSFUL HUNTERS | | | | UNSUCCESSFUL HUNTERS | | | | |
|---|---|---|---|---|---|---|---|---|---|---|---|
| | | | | OTHER | | | | | OTHER | | |
| SPECIES | TYPE | HUNT TOTAL | UNIT RES | STATE RES | NON-RES | UNKN. RES | TOTAL | UNIT RES | STATE RES | NON-RES | UNKN. RES |
| **UNIT 13 TOTALS FOR SPECIES AND HUNT TYPE** | | | | | | | | | | | |
| BEAVER | Trapping | 227 | 67 | 122 | 0 | 38 | n/a | n/a | n/a | n/a | n/a |
| BLACK BEAR | General Season | 81 | 21 | 51 | 6 | 3 | n/a | n/a | n/a | n/a | n/a |
| BROWN BEAR | General Season | 110 | 18 | 56 | 33 | 3 | n/a | n/a | n/a | n/a | n/a |
| CARIBOU | Federal | 488 | 468 | 17 | 0 | 3 | 724 | 697 | 27 | 0 | 0 |
| CARIBOU | Tier II | 3414 | 248 | 3166 | 0 | 0 | 1738 | 295 | 1443 | 0 | 0 |
| COYOTE | Hunting/Trapping | n/a | n/a | n/a | n/a | n/a | n/a | n/a | n/a | n/a | n/a |
| FOX | Hunting/Trapping | n/a | n/a | n/a | n/a | n/a | n/a | n/a | n/a | n/a | n/a |
| LYNX | Hunting/Trapping | 130 | 79 | 28 | 2 | 21 | n/a | n/a | n/a | n/a | n/a |
| MARTEN | Trapping | 23 | 0 | 23 | 0 | 0 | n/a | n/a | n/a | n/a | n/a |
| MINK | Trapping | n/a | n/a | n/a | n/a | n/a | n/a | n/a | n/a | n/a | n/a |
| MOOSE | Federal | 57 | 53 | 4 | 0 | 0 | 383 | 373 | 8 | 0 | 2 |
| MOOSE | General Season | 571 | 44 | 514 | 0 | 13 | 2204 | 352 | 1781 | 10 | 61 |
| MT. GOAT | Drawing | 5 | 1 | 4 | 0 | 0 | 9 | 0 | 9 | 0 | 0 |
| OTTER | Trapping | 23 | 6 | 16 | 0 | 1 | n/a | n/a | n/a | n/a | n/a |
| SHEEP | Drawing | 1 | 0 | 1 | 0 | 0 | 2 | 0 | 2 | 0 | 0 |
| SHEEP | General Season | 113 | 4 | 62 | 44 | 3 | 456 | 37 | 384 | 32 | 3 |
| WOLF | Hunting/Trapping | 93 | 50 | 36 | 0 | 7 | n/a | n/a | n/a | n/a | n/a |
| WOLVERINE | Hunting/Trapping | 32 | 11 | 15 | 0 | 6 | n/a | n/a | n/a | n/a | n/a |
| **UNIT 13 TOTALS** | | | | | | | | | | | |
| BEAVER | **TOTAL UNIT** | 227 | 67 | 122 | 0 | 38 | n/a | n/a | n/a | n/a | n/a |
| BLACK BEAR | **TOTAL UNIT** | 81 | 21 | 51 | 6 | 3 | n/a | n/a | n/a | n/a | n/a |
| BROWN BEAR | **TOTAL UNIT** | 110 | 18 | 56 | 33 | 3 | n/a | n/a | n/a | n/a | n/a |
| CARIBOU | **TOTAL UNIT** | 3902 | 716 | 3183 | 0 | 3 | 2462 | 992 | 1470 | 0 | 0 |
| COYOTE | **TOTAL UNIT** | n/a | n/a | n/a | n/a | n/a | n/a | n/a | n/a | n/a | n/a |
| FOX | **TOTAL UNIT** | n/a | n/a | n/a | n/a | n/a | n/a | n/a | n/a | n/a | n/a |
| LYNX | **TOTAL UNIT** | 130 | 79 | 28 | 2 | 21 | n/a | n/a | n/a | n/a | n/a |
| MARTEN | **TOTAL UNIT** | 23 | 0 | 23 | 0 | 0 | n/a | n/a | n/a | n/a | n/a |
| MINK | **TOTAL UNIT** | n/a | n/a | n/a | n/a | n/a | n/a | n/a | n/a | n/a | n/a |
| MOOSE | **TOTAL UNIT** | 628 | 97 | 518 | 0 | 13 | 2587 | 725 | 1789 | 10 | 63 |
| MT. GOAT | **TOTAL UNIT** | 5 | 1 | 4 | 0 | 0 | 9 | 0 | 9 | 0 | 0 |
| OTTER | **TOTAL UNIT** | 23 | 6 | 16 | 0 | 1 | n/a | n/a | n/a | n/a | n/a |
| SHEEP | **TOTAL UNIT** | 114 | 4 | 63 | 44 | 3 | 458 | 37 | 386 | 32 | 3 |
| WOLF | **TOTAL UNIT** | 93 | 50 | 36 | 0 | 7 | n/a | n/a | n/a | n/a | n/a |
| WOLVERINE | **TOTAL UNIT** | 32 | 11 | 15 | 0 | 6 | n/a | n/a | n/a | n/a | n/a |

# 1992-93 HUNTER INFORMATION BY UNIT/SUBUNIT: UNIT 14

| SPECIES | TYPE | HUNT | SUCCESSFUL HUNTERS TOTAL | UNIT RES | OTHER STATE RES | NON-RES | UNKN. RES | UNSUCCESSFUL HUNTERS TOTAL | UNIT RES | OTHER STATE RES | NON-RES | UNKN. RES | PERCENT SUCCESSFUL TOTAL | UNIT RES | OTHER STATE RES | NON-RES | UNKN. RES | EFFORT TOTAL HUNTER DAYS | EFFORT AVG. HUNTER EFFORT |
|---|---|---|---|---|---|---|---|---|---|---|---|---|---|---|---|---|---|---|---|
| **Unit/Subunit 14A** | | | | | | | | | | | | | | | | | | | |
| BEAVER | Trapping | | 142 | 55 | 11 | 0 | 76 | n/a | n/a | n/a | n/a | n/a | n/a | n/a | n/a | 0.00 | n/a | n/a | n/a |
| BLACK BEAR | General Season | | 44 | 42 | 1 | 1 | 0 | n/a | n/a | n/a | n/a | n/a | n/a | n/a | n/a | n/a | 0.00 | n/a | n/a |
| BROWN BEAR | General Season | | 6 | 6 | 0 | 0 | 0 | n/a | n/a | n/a | n/a | n/a | n/a | n/a | 0.00 | 0.00 | 0.00 | n/a | n/a |
| CARIBOU | Tier II | T0566 | 1 | 1 | 0 | 0 | 0 | 1 | 1 | 0 | 0 | 0 | 50.00 | 50.00 | 0.00 | 0.00 | 0.00 | 7 | 3.50 |
| COYOTE | Hunting/Trapping | | n/a | n/a | n/a | n/a | n/a | n/a | n/a | n/a | n/a | n/a | n/a | n/a | n/a | n/a | n/a | n/a | n/a |
| FOX | Hunting/Trapping | | n/a | n/a | n/a | n/a | n/a | n/a | n/a | n/a | n/a | n/a | n/a | n/a | n/a | n/a | n/a | n/a | n/a |
| LYNX | Hunting/Trapping | | 9 | 7 | 0 | 0 | 2 | n/a | n/a | n/a | n/a | n/a | n/a | n/a | 0.00 | 0.00 | n/a | n/a | n/a |
| MARTEN | Trapping | | 6 | 6 | 0 | 0 | 0 | n/a | n/a | n/a | n/a | n/a | n/a | n/a | 0.00 | 0.00 | 0.00 | n/a | n/a |
| MINK | Trapping | | n/a | n/a | n/a | n/a | n/a | n/a | n/a | n/a | n/a | n/a | n/a | n/a | n/a | n/a | n/a | n/a | n/a |
| MOOSE | General Season | | 540 | 501 | 12 | 12 | 15 | 2805 | 2629 | 50 | 24 | 102 | 16.14 | 16.01 | 19.35 | 33.33 | 12.82 | 18725 | 5.60 |
| MOOSE | Drawing | D0919 | 79 | 69 | 4 | 1 | 5 | 93 | 89 | 3 | 0 | 1 | 45.93 | 43.67 | 57.14 | 100.00 | 83.33 | 994 | 5.78 |
| MOOSE | Drawing | D0920 | 76 | 72 | 4 | 0 | 0 | 101 | 94 | 5 | 0 | 2 | 42.94 | 43.37 | 44.44 | 0.00 | 0.00 | 985 | 5.56 |
| MOOSE | **TOTAL SUBUNIT** | | 695 | 642 | 20 | 13 | 20 | 2999 | 2812 | 58 | 24 | 105 | | | | | | | |
| MT. GOAT | Registration | R0866 | 1 | 0 | 0 | 1 | 0 | 9 | 8 | 0 | 0 | 1 | 10.00 | 0.00 | 0.00 | 100.00 | 0.00 | 25 | 2.50 |
| OTTER | Trapping | | 9 | 6 | 0 | 0 | 3 | n/a | n/a | n/a | n/a | n/a | n/a | n/a | 0.00 | 0.00 | n/a | n/a | n/a |
| SHEEP | General Season | | 33 | 20 | 3 | 10 | 0 | 132 | 114 | 5 | 6 | 7 | 20.00 | 14.93 | 37.50 | 62.50 | 0.00 | 717 | 4.35 |
| WOLF | Hunting/Trapping | | 5 | 2 | 0 | 0 | 3 | n/a | n/a | n/a | n/a | n/a | n/a | n/a | 0.00 | 0.00 | n/a | n/a | n/a |
| WOLVERINE | Hunting/Trapping | | 5 | 2 | 0 | 0 | 3 | n/a | n/a | n/a | n/a | n/a | n/a | n/a | 0.00 | 0.00 | n/a | n/a | n/a |
| **Unit/Subunit 14B** | | | | | | | | | | | | | | | | | | | |
| BEAVER | Trapping | | 67 | 33 | 0 | 0 | 34 | n/a | n/a | n/a | n/a | n/a | n/a | n/a | 0.00 | 0.00 | n/a | n/a | n/a |
| BLACK BEAR | General Season | | 15 | 13 | 1 | 1 | 0 | n/a | n/a | n/a | n/a | n/a | n/a | n/a | n/a | n/a | 0.00 | n/a | n/a |
| BROWN BEAR | General Season | | 5 | 1 | 0 | 4 | 0 | n/a | n/a | n/a | n/a | n/a | n/a | n/a | 0.00 | n/a | 0.00 | n/a | n/a |
| CARIBOU | Tier II | T0566 | 34 | 34 | 0 | 0 | 0 | 23 | 21 | 2 | 0 | 0 | 59.65 | 61.82 | 0.00 | 0.00 | 0.00 | 242 | 4.25 |
| COYOTE | Hunting/Trapping | | n/a | n/a | n/a | n/a | n/a | n/a | n/a | n/a | n/a | n/a | n/a | n/a | n/a | n/a | n/a | n/a | n/a |
| FOX | Hunting/Trapping | | n/a | n/a | n/a | n/a | n/a | n/a | n/a | n/a | n/a | n/a | n/a | n/a | n/a | n/a | n/a | n/a | n/a |
| LYNX | Hunting/Trapping | | 1 | 1 | 0 | 0 | 0 | n/a | n/a | n/a | n/a | n/a | n/a | n/a | 0.00 | 0.00 | 0.00 | n/a | n/a |
| MARTEN | Trapping | | 0 | 0 | 0 | 0 | 0 | n/a | n/a | n/a | n/a | n/a | 0.00 | 0.00 | 0.00 | 0.00 | 0.00 | n/a | n/a |
| MINK | Trapping | | n/a | n/a | n/a | n/a | n/a | n/a | n/a | n/a | n/a | n/a | n/a | n/a | n/a | n/a | n/a | n/a | n/a |
| MOOSE | General Season | | 34 | 31 | 0 | 3 | 0 | 280 | 259 | 10 | 5 | 6 | 10.83 | 10.69 | 0.00 | 37.50 | 0.00 | 1658 | 5.28 |
| OTTER | Trapping | | 7 | 7 | 0 | 0 | 0 | n/a | n/a | n/a | n/a | n/a | n/a | n/a | 0.00 | 0.00 | 0.00 | n/a | n/a |
| SHEEP | General Season | | 9 | 5 | 0 | 4 | 0 | 16 | 10 | 0 | 4 | 2 | 36.00 | 33.33 | 0.00 | 50.00 | 0.00 | 167 | 6.68 |
| WOLF | Hunting/Trapping | | 4 | 4 | 0 | 0 | 0 | n/a | n/a | n/a | n/a | n/a | n/a | n/a | 0.00 | 0.00 | 0.00 | n/a | n/a |
| WOLVERINE | Hunting/Trapping | | 2 | 2 | 0 | 0 | 0 | n/a | n/a | n/a | n/a | n/a | n/a | n/a | 0.00 | 0.00 | 0.00 | n/a | n/a |
| **Unit/Subunit 14C** | | | | | | | | | | | | | | | | | | | |
| BEAVER | Trapping | | 44 | 27 | 0 | 0 | 17 | n/a | n/a | n/a | n/a | n/a | n/a | n/a | 0.00 | 0.00 | n/a | n/a | n/a |
| BLACK BEAR | General Season | | 21 | 15 | 0 | 5 | 1 | n/a | n/a | n/a | n/a | n/a | n/a | n/a | 0.00 | n/a | n/a | n/a | n/a |
| BROWN BEAR | General Season | | 0 | 0 | 0 | 0 | 0 | n/a | n/a | n/a | n/a | n/a | 0.00 | 0.00 | 0.00 | 0.00 | 0.00 | n/a | n/a |
| COYOTE | Hunting/Trapping | | n/a | n/a | n/a | n/a | n/a | n/a | n/a | n/a | n/a | n/a | n/a | n/a | n/a | n/a | n/a | n/a | n/a |
| FOX | Hunting/Trapping | | n/a | n/a | n/a | n/a | n/a | n/a | n/a | n/a | n/a | n/a | n/a | n/a | n/a | n/a | n/a | n/a | n/a |
| LYNX | Hunting/Trapping | | 1 | 1 | 0 | 0 | 0 | n/a | n/a | n/a | n/a | n/a | n/a | n/a | 0.00 | 0.00 | 0.00 | n/a | n/a |
| MARTEN | Trapping | | 0 | 0 | 0 | 0 | 0 | n/a | n/a | n/a | n/a | n/a | 0.00 | 0.00 | 0.00 | 0.00 | 0.00 | n/a | n/a |
| MINK | Trapping | | n/a | n/a | n/a | n/a | n/a | n/a | n/a | n/a | n/a | n/a | n/a | n/a | n/a | n/a | n/a | n/a | n/a |

# 1992-93 HUNTER INFORMATION BY UNIT/SUBUNIT: UNIT 14

| SPECIES | TYPE | HUNT | SUCCESSFUL HUNTERS TOTAL | UNIT RES | OTHER STATE RES | NON-RES | UNKN. RES | UNSUCCESSFUL HUNTERS TOTAL | UNIT RES | OTHER STATE RES | NON-RES | UNKN. RES | PERCENT SUCCESSFUL TOTAL | UNIT RES | OTHER STATE RES | NON-RES | UNKN. RES | EFFORT TOTAL HUNTER DAYS | EFFORT AVG. HUNTER EFFORT |
|---|---|---|---|---|---|---|---|---|---|---|---|---|---|---|---|---|---|---|---|
| **Unit/Subunit 14C** | | | | | | | | | | | | | | | | | | | |
| MOOSE | General Season | | 64 | 56 | 2 | 3 | 3 | 214 | 198 | 4 | 6 | 6 | 23.02 | 22.05 | 33.33 | 33.33 | 33.33 | 1211 | 4.36 |
| MOOSE | Drawing | D0910 | 11 | 11 | 0 | 0 | 0 | 14 | 14 | 0 | 0 | 0 | 44.00 | 44.00 | 0.00 | 0.00 | 0.00 | 72 | 2.88 |
| MOOSE | Drawing | D0911 | 12 | 12 | 0 | 0 | 0 | 8 | 6 | 2 | 0 | 0 | 60.00 | 66.67 | 0.00 | 0.00 | 0.00 | 53 | 2.65 |
| MOOSE | Drawing | D0919 | 2 | 2 | 0 | 0 | 0 | 0 | 0 | 0 | 0 | 0 | 100.00 | 100.00 | 0.00 | 0.00 | 0.00 | 12 | 6.00 |
| MOOSE | Drawing | D0921 | 6 | 6 | 0 | 0 | 0 | 2 | 2 | 0 | 0 | 0 | 75.00 | 75.00 | 0.00 | 0.00 | 0.00 | 50 | 6.25 |
| MOOSE | Drawing | D0922 | 8 | 8 | 0 | 0 | 0 | 4 | 3 | 1 | 0 | 0 | 66.67 | 72.73 | 0.00 | 0.00 | 0.00 | 96 | 8.00 |
| MOOSE | Drawing | D0923 | 6 | 6 | 0 | 0 | 0 | 7 | 6 | 1 | 0 | 0 | 46.15 | 50.00 | 0.00 | 0.00 | 0.00 | 133 | 10.23 |
| MOOSE | Drawing | D0924 | 9 | 9 | 0 | 0 | 0 | 29 | 25 | 3 | 0 | 1 | 23.68 | 26.47 | 0.00 | 0.00 | 0.00 | 386 | 10.16 |
| MOOSE | Drawing | D0925 | 12 | 12 | 0 | 0 | 0 | 15 | 12 | 2 | 0 | 1 | 44.44 | 50.00 | 0.00 | 0.00 | 0.00 | 240 | 8.89 |
| MOOSE | Drawing | D0927 | 17 | 17 | 0 | 0 | 0 | 24 | 21 | 1 | 1 | 1 | 41.46 | 44.74 | 0.00 | 0.00 | 0.00 | 293 | 7.15 |
| MOOSE | Drawing | D0929 | 7 | 7 | 0 | 0 | 0 | 0 | 0 | 0 | 0 | 0 | 100.00 | 100.00 | 0.00 | 0.00 | 0.00 | 28 | 4.00 |
| MOOSE | Drawing | D0941 | 7 | 7 | 0 | 0 | 0 | 5 | 5 | 0 | 0 | 0 | 58.33 | 58.33 | 0.00 | 0.00 | 0.00 | 28 | 2.33 |
| MOOSE | Drawing | D0942 | 0 | 0 | 0 | 0 | 0 | 8 | 8 | 0 | 0 | 0 | 0.00 | 0.00 | 0.00 | 0.00 | 0.00 | 30 | 3.75 |
| MOOSE | Drawing | D0943 | 6 | 6 | 0 | 0 | 0 | 8 | 7 | 1 | 0 | 0 | 42.86 | 46.15 | 0.00 | 0.00 | 0.00 | 50 | 3.57 |
| MOOSE | Drawing | D0948 | 1 | 1 | 0 | 0 | 0 | 12 | 12 | 0 | 0 | 0 | 7.69 | 7.69 | 0.00 | 0.00 | 0.00 | 106 | 8.15 |
| MOOSE | Drawing | D0949 | 2 | 2 | 0 | 0 | 0 | 7 | 7 | 0 | 0 | 0 | 22.22 | 22.22 | 0.00 | 0.00 | 0.00 | 96 | 10.67 |
| MOOSE | Registration | R0975 | 2 | 2 | 0 | 0 | 0 | 173 | 163 | 6 | 0 | 4 | 1.14 | 1.21 | 0.00 | 0.00 | 0.00 | 733 | 4.19 |
| MOOSE | **TOTAL SUBUNIT** | | 172 | 164 | 2 | 3 | 3 | 530 | 489 | 21 | 7 | 13 | | | | | | | |
| MT. GOAT | Registration | R0866 | 0 | 0 | 0 | 0 | 0 | 1 | 1 | 0 | 0 | 0 | 0.00 | 0.00 | 0.00 | 0.00 | 0.00 | 6 | 6.00 |
| MT. GOAT | Registration | R0868 | 12 | 12 | 0 | 0 | 0 | 40 | 39 | 1 | 0 | 0 | 23.08 | 23.53 | 0.00 | 0.00 | 0.00 | 137 | 2.63 |
| MT. GOAT | Registration | R0869 | 26 | 17 | 1 | 8 | 0 | 45 | 40 | 3 | 2 | 0 | 36.62 | 29.82 | 25.00 | 80.00 | 0.00 | 227 | 3.20 |
| MT. GOAT | Registration | R0881 | 0 | 0 | 0 | 0 | 0 | 0 | 0 | 0 | 0 | 0 | 0.00 | 0.00 | 0.00 | 0.00 | 0.00 | 0 | 0.00 |
| MT. GOAT | Registration | R0882 | 0 | 0 | 0 | 0 | 0 | 0 | 0 | 0 | 0 | 0 | 0.00 | 0.00 | 0.00 | 0.00 | 0.00 | 0 | 0.00 |
| MT. GOAT | **TOTAL SUBUNIT** | | 38 | 29 | 1 | 8 | 0 | 86 | 80 | 4 | 2 | 0 | | | | | | | |
| OTTER | Trapping | | 0 | 0 | 0 | 0 | 0 | n/a | n/a | n/a | n/a | n/a | 0.00 | 0.00 | 0.00 | 0.00 | 0.00 | n/a | n/a |
| SHEEP | Drawing | D1127 | 8 | 7 | 0 | 1 | 0 | 1 | 1 | 0 | 0 | 0 | 88.89 | 87.50 | 0.00 | 100.00 | 0.00 | 30 | 3.33 |
| SHEEP | Drawing | D1128 | 3 | 2 | 1 | 0 | 0 | 4 | 2 | 1 | 1 | 0 | 42.86 | 50.00 | 50.00 | 0.00 | 0.00 | 26 | 3.71 |
| SHEEP | Drawing | D1129 | 3 | 3 | 0 | 0 | 0 | 4 | 4 | 0 | 0 | 0 | 42.86 | 42.86 | 0.00 | 0.00 | 0.00 | 24 | 3.43 |
| SHEEP | Drawing | D1130 | 9 | 8 | 0 | 1 | 0 | 10 | 9 | 1 | 0 | 0 | 47.37 | 47.06 | 0.00 | 100.00 | 0.00 | 59 | 3.11 |
| SHEEP | Drawing | D1131 | 6 | 5 | 1 | 0 | 0 | 5 | 4 | 0 | 1 | 0 | 54.55 | 55.56 | 100.00 | 0.00 | 0.00 | 59 | 5.36 |
| SHEEP | Drawing | D1132 | 9 | 8 | 0 | 1 | 0 | 6 | 4 | 1 | 0 | 1 | 60.00 | 66.67 | 0.00 | 100.00 | 0.00 | 42 | 2.80 |
| SHEEP | Drawing | D1133 | 2 | 2 | 0 | 0 | 0 | 4 | 4 | 0 | 0 | 0 | 33.33 | 33.33 | 0.00 | 0.00 | 0.00 | 15 | 2.50 |
| SHEEP | Drawing | D1134 | 0 | 0 | 0 | 0 | 0 | 7 | 7 | 0 | 0 | 0 | 0.00 | 0.00 | 0.00 | 0.00 | 0.00 | 24 | 3.43 |
| SHEEP | Drawing | D1135 | 2 | 2 | 0 | 0 | 0 | 4 | 2 | 2 | 0 | 0 | 33.33 | 50.00 | 0.00 | 0.00 | 0.00 | 18 | 3.00 |
| SHEEP | Drawing | D1136 | 8 | 7 | 0 | 1 | 0 | 13 | 11 | 2 | 0 | 0 | 38.10 | 38.89 | 0.00 | 100.00 | 0.00 | 62 | 2.95 |
| SHEEP | Drawing | D1137 | 5 | 5 | 0 | 0 | 0 | 13 | 12 | 0 | 0 | 1 | 27.78 | 29.41 | 0.00 | 0.00 | 0.00 | 65 | 3.61 |
| SHEEP | Drawing | D1138 | 10 | 8 | 1 | 1 | 0 | 7 | 6 | 1 | 0 | 0 | 58.82 | 57.14 | 50.00 | 100.00 | 0.00 | 61 | 3.59 |
| SHEEP | Drawing | D1139 | 14 | 11 | 0 | 3 | 0 | 25 | 20 | 4 | 0 | 1 | 35.90 | 35.48 | 0.00 | 100.00 | 0.00 | 134 | 3.44 |
| SHEEP | Drawing | D1140 | 1 | 1 | 0 | 0 | 0 | 54 | 51 | 3 | 0 | 0 | 1.82 | 1.92 | 0.00 | 0.00 | 0.00 | 207 | 3.76 |
| SHEEP | Drawing | D1141 | 2 | 2 | 0 | 0 | 0 | 19 | 17 | 2 | 0 | 0 | 9.52 | 10.53 | 0.00 | 0.00 | 0.00 | 69 | 3.29 |
| SHEEP | **TOTAL SUBUNIT** | | 82 | 71 | 3 | 8 | 0 | 176 | 154 | 17 | 2 | 3 | | | | | | | |
| WOLF | Hunting/Trapping | | 1 | 1 | 0 | 0 | 0 | n/a | n/a | n/a | n/a | n/a | n/a | n/a | 0.00 | 0.00 | 0.00 | n/a | n/a |
| WOLVERINE | Hunting/Trapping | | 2 | 2 | 0 | 0 | 0 | n/a | n/a | n/a | n/a | n/a | n/a | n/a | 0.00 | 0.00 | 0.00 | n/a | n/a |
| **Unit/Subunit 14Z** | | | | | | | | | | | | | | | | | | | |
| MOOSE | General Season | | 2 | 2 | 0 | 0 | 0 | 42 | 38 | 2 | 0 | 2 | 4.55 | 5.00 | 0.00 | 0.00 | 0.00 | 217 | 4.93 |
| SHEEP | General Season | | 0 | 0 | 0 | 0 | 0 | 2 | 2 | 0 | 0 | 0 | 0.00 | 0.00 | 0.00 | 0.00 | 0.00 | 23 | 11.50 |

# 1992-93 HUNTER INFORMATION BY UNIT/SUBUNIT: UNIT 14

| SPECIES | TYPE | HUNT TOTAL | SUCCESSFUL HUNTERS UNIT RES | SUCCESSFUL HUNTERS OTHER STATE RES | SUCCESSFUL HUNTERS NON-RES | SUCCESSFUL HUNTERS UNKN. RES | UNSUCCESSFUL HUNTERS TOTAL | UNSUCCESSFUL HUNTERS UNIT RES | UNSUCCESSFUL HUNTERS OTHER STATE RES | UNSUCCESSFUL HUNTERS NON-RES | UNSUCCESSFUL HUNTERS UNKN. RES |
|---|---|---|---|---|---|---|---|---|---|---|---|
| **UNIT 14 TOTALS FOR SPECIES AND HUNT TYPE** | | | | | | | | | | | |
| BEAVER | Trapping | 253 | 115 | 11 | 0 | 127 | n/a | n/a | n/a | n/a | n/a |
| BLACK BEAR | General Season | 80 | 70 | 2 | 7 | 1 | n/a | n/a | n/a | n/a | n/a |
| BROWN BEAR | General Season | 11 | 7 | 0 | 4 | 0 | n/a | n/a | n/a | n/a | n/a |
| CARIBOU | Tier II | 35 | 35 | 0 | 0 | 0 | 24 | 22 | 2 | 0 | 0 |
| COYOTE | Hunting/Trapping | n/a | n/a | n/a | n/a | n/a | n/a | n/a | n/a | n/a | n/a |
| FOX | Hunting/Trapping | n/a | n/a | n/a | n/a | n/a | n/a | n/a | n/a | n/a | n/a |
| LYNX | Hunting/Trapping | 11 | 9 | 0 | 0 | 2 | n/a | n/a | n/a | n/a | n/a |
| MARTEN | Trapping | 6 | 6 | 0 | 0 | 0 | n/a | n/a | n/a | n/a | n/a |
| MINK | Trapping | n/a | n/a | n/a | n/a | n/a | n/a | n/a | n/a | n/a | n/a |
| MOOSE | Drawing | 261 | 247 | 8 | 1 | 5 | 337 | 311 | 19 | 1 | 6 |
| MOOSE | General Season | 640 | 590 | 14 | 18 | 18 | 3341 | 3124 | 66 | 35 | 116 |
| MOOSE | Registration | 2 | 2 | 0 | 0 | 0 | 173 | 163 | 6 | 0 | 4 |
| MT. GOAT | Registration | 39 | 29 | 1 | 9 | 0 | 95 | 88 | 4 | 2 | 1 |
| OTTER | Trapping | 16 | 13 | 0 | 0 | 3 | n/a | n/a | n/a | n/a | n/a |
| SHEEP | Drawing | 82 | 71 | 3 | 8 | 0 | 176 | 154 | 17 | 2 | 3 |
| SHEEP | General Season | 42 | 25 | 3 | 14 | 0 | 150 | 126 | 5 | 10 | 9 |
| WOLF | Hunting/Trapping | 10 | 7 | 0 | 0 | 3 | n/a | n/a | n/a | n/a | n/a |
| WOLVERINE | Hunting/Trapping | 9 | 6 | 0 | 0 | 3 | n/a | n/a | n/a | n/a | n/a |
| **UNIT 14 TOTALS** | | | | | | | | | | | |
| BEAVER | **TOTAL UNIT** | 253 | 115 | 11 | 0 | 127 | n/a | n/a | n/a | n/a | n/a |
| BLACK BEAR | **TOTAL UNIT** | 80 | 70 | 2 | 7 | 1 | n/a | n/a | n/a | n/a | n/a |
| BROWN BEAR | **TOTAL UNIT** | 11 | 7 | 0 | 4 | 0 | n/a | n/a | n/a | n/a | n/a |
| CARIBOU | **TOTAL UNIT** | 35 | 35 | 0 | 0 | 0 | 24 | 22 | 2 | 0 | 0 |
| COYOTE | **TOTAL UNIT** | n/a | n/a | n/a | n/a | n/a | n/a | n/a | n/a | n/a | n/a |
| FOX | **TOTAL UNIT** | n/a | n/a | n/a | n/a | n/a | n/a | n/a | n/a | n/a | n/a |
| LYNX | **TOTAL UNIT** | 11 | 9 | 0 | 0 | 2 | n/a | n/a | n/a | n/a | n/a |
| MARTEN | **TOTAL UNIT** | 6 | 6 | 0 | 0 | 0 | n/a | n/a | n/a | n/a | n/a |
| MINK | **TOTAL UNIT** | n/a | n/a | n/a | n/a | n/a | n/a | n/a | n/a | n/a | n/a |
| MOOSE | **TOTAL UNIT** | 903 | 839 | 22 | 19 | 23 | 3851 | 3598 | 91 | 36 | 126 |
| MT. GOAT | **TOTAL UNIT** | 39 | 29 | 1 | 9 | 0 | 95 | 88 | 4 | 2 | 1 |
| OTTER | **TOTAL UNIT** | 16 | 13 | 0 | 0 | 3 | n/a | n/a | n/a | n/a | n/a |
| SHEEP | **TOTAL UNIT** | 124 | 96 | 6 | 22 | 0 | 326 | 280 | 22 | 12 | 12 |
| WOLF | **TOTAL UNIT** | 10 | 7 | 0 | 0 | 3 | n/a | n/a | n/a | n/a | n/a |
| WOLVERINE | **TOTAL UNIT** | 9 | 6 | 0 | 0 | 3 | n/a | n/a | n/a | n/a | n/a |

# 1992-93 HUNTER INFORMATION BY UNIT/SUBUNIT: UNIT 15

| SPECIES | TYPE | HUNT | SUCCESSFUL HUNTERS TOTAL | SUCCESSFUL HUNTERS OTHER UNIT RES | SUCCESSFUL HUNTERS OTHER STATE RES | SUCCESSFUL HUNTERS NON-RES | SUCCESSFUL HUNTERS UNKN. RES | UNSUCCESSFUL HUNTERS TOTAL | UNSUCCESSFUL HUNTERS OTHER UNIT RES | UNSUCCESSFUL HUNTERS OTHER STATE RES | UNSUCCESSFUL HUNTERS NON-RES | UNSUCCESSFUL HUNTERS UNKN. RES | PERCENT SUCCESSFUL TOTAL | PERCENT SUCCESSFUL OTHER UNIT RES | PERCENT SUCCESSFUL OTHER STATE RES | PERCENT SUCCESSFUL NON-RES | PERCENT SUCCESSFUL UNKN. RES | EFFORT TOTAL HUNTER DAYS | EFFORT AVG. HUNTER EFFORT |
|---|---|---|---|---|---|---|---|---|---|---|---|---|---|---|---|---|---|---|---|
| **Unit/Subunit 15A** | | | | | | | | | | | | | | | | | | | |
| BEAVER | Trapping | | 63 | 50 | 0 | 0 | 13 | n/a | n/a | n/a | n/a | n/a | n/a | n/a | 0.00 | 0.00 | n/a | n/a | n/a |
| BLACK BEAR | General Season | | 35 | 29 | 5 | 1 | 0 | n/a | n/a | n/a | n/a | n/a | n/a | n/a | n/a | n/a | 0.00 | n/a | n/a |
| BROWN BEAR | General Season | | 3 | 3 | 0 | 0 | 0 | n/a | n/a | n/a | n/a | n/a | n/a | n/a | 0.00 | 0.00 | 0.00 | n/a | n/a |
| CARIBOU | Drawing | D0506 | 1 | 1 | 0 | 0 | 0 | 2 | 0 | 2 | 0 | 0 | 33.33 | 100.00 | 0.00 | 0.00 | 0.00 | 29 | 9.67 |
| COYOTE | Hunting/Trapping | | n/a | n/a | n/a | n/a | n/a | n/a | n/a | n/a | n/a | n/a | n/a | n/a | n/a | n/a | n/a | n/a | n/a |
| FOX | Hunting/Trapping | | n/a | n/a | n/a | n/a | n/a | n/a | n/a | n/a | n/a | n/a | n/a | n/a | n/a | n/a | n/a | n/a | n/a |
| LYNX | Hunting/Trapping | | 1 | 0 | 0 | 0 | 1 | n/a | n/a | n/a | n/a | n/a | n/a | 0.00 | 0.00 | 0.00 | n/a | n/a | n/a |
| MARTEN | Trapping | | 0 | 0 | 0 | 0 | 0 | n/a | n/a | n/a | n/a | n/a | 0.00 | 0.00 | 0.00 | 0.00 | 0.00 | n/a | n/a |
| MINK | Trapping | | n/a | n/a | n/a | n/a | n/a | n/a | n/a | n/a | n/a | n/a | n/a | n/a | n/a | n/a | n/a | n/a | n/a |
| MOOSE | General Season | | 143 | 121 | 14 | 2 | 6 | 1074 | 874 | 171 | 15 | 14 | 11.75 | 12.16 | 7.57 | 11.76 | 30.00 | 8187 | 6.73 |
| MOOSE | Drawing | D0944 | 6 | 3 | 2 | 0 | 1 | 14 | 2 | 12 | 0 | 0 | 30.00 | 60.00 | 14.29 | 0.00 | 100.00 | 65 | 3.25 |
| MOOSE | **TOTAL SUBUNIT** | | 149 | 124 | 16 | 2 | 7 | 1088 | 876 | 183 | 15 | 14 | | | | | | | |
| OTTER | Trapping | | 17 | 17 | 0 | 0 | 0 | n/a | n/a | n/a | n/a | n/a | n/a | n/a | 0.00 | 0.00 | 0.00 | n/a | n/a |
| SHEEP | General Season | | 4 | 3 | 1 | 0 | 0 | 18 | 16 | 2 | 0 | 0 | 18.18 | 15.79 | 33.33 | 0.00 | 0.00 | 58 | 2.64 |
| WOLF | Hunting/Trapping | | 8 | 5 | 0 | 0 | 3 | n/a | n/a | n/a | n/a | n/a | n/a | n/a | 0.00 | 0.00 | n/a | n/a | n/a |
| **Unit/Subunit 15B** | | | | | | | | | | | | | | | | | | | |
| BEAVER | Trapping | | 3 | 3 | 0 | 0 | 0 | n/a | n/a | n/a | n/a | n/a | n/a | n/a | 0.00 | 0.00 | 0.00 | n/a | n/a |
| BLACK BEAR | General Season | | 25 | 18 | 6 | 1 | 0 | n/a | n/a | n/a | n/a | n/a | n/a | n/a | n/a | n/a | 0.00 | n/a | n/a |
| BROWN BEAR | General Season | | 2 | 2 | 0 | 0 | 0 | n/a | n/a | n/a | n/a | n/a | n/a | n/a | 0.00 | 0.00 | 0.00 | n/a | n/a |
| COYOTE | Hunting/Trapping | | n/a | n/a | n/a | n/a | n/a | n/a | n/a | n/a | n/a | n/a | n/a | n/a | n/a | n/a | n/a | n/a | n/a |
| FOX | Hunting/Trapping | | n/a | n/a | n/a | n/a | n/a | n/a | n/a | n/a | n/a | n/a | n/a | n/a | n/a | n/a | n/a | n/a | n/a |
| LYNX | Hunting/Trapping | | 1 | 0 | 0 | 0 | 1 | n/a | n/a | n/a | n/a | n/a | n/a | 0.00 | 0.00 | 0.00 | n/a | n/a | n/a |
| MARTEN | Trapping | | 0 | 0 | 0 | 0 | 0 | n/a | n/a | n/a | n/a | n/a | 0.00 | 0.00 | 0.00 | 0.00 | 0.00 | n/a | n/a |
| MINK | Trapping | | n/a | n/a | n/a | n/a | n/a | n/a | n/a | n/a | n/a | n/a | n/a | n/a | n/a | n/a | n/a | n/a | n/a |
| MOOSE | General Season | | 48 | 40 | 6 | 1 | 1 | 276 | 247 | 24 | 1 | 4 | 14.81 | 13.94 | 20.00 | 50.00 | 20.00 | 2319 | 7.16 |
| MOOSE | Drawing | D0930 | 1 | 0 | 1 | 0 | 0 | 10 | 3 | 6 | 0 | 1 | 9.09 | 0.00 | 14.29 | 0.00 | 0.00 | 40 | 3.64 |
| MOOSE | Drawing | D0931 | 0 | 0 | 0 | 0 | 0 | 10 | 1 | 9 | 0 | 0 | 0.00 | 0.00 | 0.00 | 0.00 | 0.00 | 47 | 4.70 |
| MOOSE | Drawing | D0932 | 1 | 1 | 0 | 0 | 0 | 4 | 4 | 0 | 0 | 0 | 20.00 | 20.00 | 0.00 | 0.00 | 0.00 | 29 | 5.80 |
| MOOSE | Drawing | D0933 | 1 | 0 | 1 | 0 | 0 | 2 | 2 | 0 | 0 | 0 | 33.33 | 0.00 | 100.00 | 0.00 | 0.00 | 28 | 9.33 |
| MOOSE | Drawing | D0934 | 4 | 2 | 0 | 2 | 0 | 6 | 2 | 3 | 1 | 0 | 40.00 | 50.00 | 0.00 | 66.67 | 0.00 | 61 | 6.10 |
| MOOSE | Drawing | D0935 | 8 | 5 | 2 | 1 | 0 | 2 | 2 | 0 | 0 | 0 | 80.00 | 71.43 | 100.00 | 100.00 | 0.00 | 68 | 6.80 |
| MOOSE | Drawing | D0936 | 3 | 2 | 1 | 0 | 0 | 3 | 1 | 1 | 1 | 0 | 50.00 | 66.67 | 50.00 | 0.00 | 0.00 | 27 | 4.50 |
| MOOSE | Drawing | D0937 | 4 | 3 | 1 | 0 | 0 | 3 | 1 | 2 | 0 | 0 | 57.14 | 75.00 | 33.33 | 0.00 | 0.00 | 56 | 8.00 |
| MOOSE | Drawing | D0938 | 3 | 2 | 0 | 1 | 0 | 5 | 2 | 1 | 2 | 0 | 37.50 | 50.00 | 0.00 | 33.33 | 0.00 | 77 | 9.63 |
| MOOSE | Drawing | D0939 | 1 | 1 | 0 | 0 | 0 | 5 | 1 | 4 | 0 | 0 | 16.67 | 50.00 | 0.00 | 0.00 | 0.00 | 38 | 6.33 |
| MOOSE | **TOTAL SUBUNIT** | | 74 | 56 | 12 | 5 | 1 | 326 | 266 | 50 | 5 | 5 | | | | | | | |
| MT. GOAT | Drawing | D0854 | 0 | 0 | 0 | 0 | 0 | 3 | 1 | 2 | 0 | 0 | 0.00 | 0.00 | 0.00 | 0.00 | 0.00 | 7 | 2.33 |
| MT. GOAT | Registration | R0854 | 1 | 1 | 0 | 0 | 0 | 10 | 5 | 4 | 0 | 1 | 9.09 | 16.67 | 0.00 | 0.00 | 0.00 | 23 | 2.09 |
| MT. GOAT | **TOTAL HUNT** | 0854 | 1 | 1 | 0 | 0 | 0 | 13 | 6 | 6 | 0 | 1 | | | | | | | |
| MT. GOAT | Drawing | D0855 | 0 | 0 | 0 | 0 | 0 | 2 | 0 | 2 | 0 | 0 | 0.00 | 0.00 | 0.00 | 0.00 | 0.00 | 2 | 1.00 |
| MT. GOAT | Drawing | D0856 | 3 | 1 | 2 | 0 | 0 | 2 | 2 | 0 | 0 | 0 | 60.00 | 33.33 | 100.00 | 0.00 | 0.00 | 21 | 4.20 |
| MT. GOAT | **TOTAL SUBUNIT** | | 4 | 2 | 2 | 0 | 0 | 17 | 8 | 8 | 0 | 1 | | | | | | | |
| OTTER | Trapping | | 0 | 0 | 0 | 0 | 0 | n/a | n/a | n/a | n/a | n/a | 0.00 | 0.00 | 0.00 | 0.00 | 0.00 | n/a | n/a |
| SHEEP | General Season | | 22 | 16 | 5 | 1 | 0 | 49 | 38 | 8 | 1 | 2 | 30.99 | 29.63 | 38.46 | 50.00 | 0.00 | 343 | 4.83 |
| WOLF | Hunting/Trapping | | 2 | 2 | 0 | 0 | 0 | n/a | n/a | n/a | n/a | n/a | n/a | n/a | 0.00 | 0.00 | 0.00 | n/a | n/a |
| WOLVERINE | Hunting/Trapping | | 3 | 1 | 0 | 0 | 2 | n/a | n/a | n/a | n/a | n/a | n/a | n/a | 0.00 | 0.00 | n/a | n/a | n/a |

# 1992-93 HUNTER INFORMATION BY UNIT/SUBUNIT: UNIT 15

| SPECIES | TYPE | HUNT | SUCCESSFUL HUNTERS TOTAL | UNIT RES | OTHER STATE RES | NON-RES | UNKN. RES | UNSUCCESSFUL HUNTERS TOTAL | UNIT RES | OTHER STATE RES | NON-RES | UNKN. RES | PERCENT SUCCESSFUL TOTAL | UNIT RES | OTHER STATE RES | NON-RES | UNKN. RES | EFFORT TOTAL HUNTER DAYS | EFFORT AVG. HUNTER EFFORT |
|---|---|---|---|---|---|---|---|---|---|---|---|---|---|---|---|---|---|---|---|
| **Unit/Subunit 15C** | | | | | | | | | | | | | | | | | | | |
| BEAVER | Trapping | | 26 | 24 | 0 | 0 | 2 | n/a | n/a | n/a | n/a | n/a | n/a | n/a | 0.00 | 0.00 | n/a | n/a | n/a |
| BLACK BEAR | General Season | | 109 | 56 | 27 | 24 | 2 | n/a | n/a | n/a | n/a | n/a | n/a | n/a | n/a | n/a | n/a | n/a | n/a |
| BROWN BEAR | General Season | | 9 | 4 | 2 | 3 | 0 | n/a | n/a | n/a | n/a | n/a | n/a | n/a | n/a | n/a | 0.00 | n/a | n/a |
| COYOTE | Hunting/Trapping | | n/a | n/a | n/a | n/a | n/a | n/a | n/a | n/a | n/a | n/a | n/a | n/a | n/a | n/a | n/a | n/a | n/a |
| FOX | Hunting/Trapping | | n/a | n/a | n/a | n/a | n/a | n/a | n/a | n/a | n/a | n/a | n/a | n/a | n/a | n/a | n/a | n/a | n/a |
| LYNX | Hunting/Trapping | | 0 | 0 | 0 | 0 | 0 | n/a | n/a | n/a | n/a | n/a | 0.00 | 0.00 | 0.00 | 0.00 | 0.00 | n/a | n/a |
| MARTEN | Trapping | | 0 | 0 | 0 | 0 | 0 | n/a | n/a | n/a | n/a | n/a | 0.00 | 0.00 | 0.00 | 0.00 | 0.00 | n/a | n/a |
| MINK | Trapping | | n/a | n/a | n/a | n/a | n/a | n/a | n/a | n/a | n/a | n/a | n/a | n/a | n/a | n/a | n/a | n/a | n/a |
| MOOSE | General Season | | 184 | 163 | 13 | 7 | 1 | 991 | 850 | 127 | 7 | 7 | 15.66 | 16.09 | 9.29 | 50.00 | 12.50 | 7943 | 6.76 |
| MOOSE | Tier II | T0940 | 3 | 3 | 0 | 0 | 0 | 4 | 4 | 0 | 0 | 0 | 42.86 | 42.86 | 0.00 | 0.00 | 0.00 | 37 | 5.29 |
| MOOSE | **TOTAL SUBUNIT** | | 187 | 166 | 13 | 7 | 1 | 995 | 854 | 127 | 7 | 7 | | | | | | | |
| MT. GOAT | Drawing | D0857 | 1 | 1 | 0 | 0 | 0 | 3 | 2 | 1 | 0 | 0 | 25.00 | 33.33 | 0.00 | 0.00 | 0.00 | 23 | 5.75 |
| MT. GOAT | Drawing | D0858 | 1 | 1 | 0 | 0 | 0 | 5 | 2 | 2 | 1 | 0 | 16.67 | 33.33 | 0.00 | 0.00 | 0.00 | 19 | 3.17 |
| MT. GOAT | Registration | R0858 | 3 | 3 | 0 | 0 | 0 | 2 | 2 | 0 | 0 | 0 | 60.00 | 60.00 | 0.00 | 0.00 | 0.00 | 9 | 1.80 |
| MT. GOAT | **TOTAL HUNT** | 0858 | 4 | 4 | 0 | 0 | 0 | 7 | 4 | 2 | 1 | 0 | | | | | | | |
| MT. GOAT | Drawing | D0859 | 9 | 4 | 4 | 0 | 1 | 4 | 2 | 2 | 0 | 0 | 69.23 | 66.67 | 66.67 | 0.00 | 100.00 | 35 | 2.69 |
| MT. GOAT | Registration | R0859 | 5 | 0 | 0 | 5 | 0 | 0 | 0 | 0 | 0 | 0 | 100.00 | 0.00 | 0.00 | 100.00 | 0.00 | 9 | 1.80 |
| MT. GOAT | **TOTAL HUNT** | 0859 | 14 | 4 | 4 | 5 | 1 | 4 | 2 | 2 | 0 | 0 | | | | | | | |
| MT. GOAT | Drawing | D0860 | 7 | 7 | 0 | 0 | 0 | 7 | 5 | 2 | 0 | 0 | 50.00 | 58.33 | 0.00 | 0.00 | 0.00 | 34 | 2.43 |
| MT. GOAT | Registration | R0860 | 10 | 5 | 4 | 1 | 0 | 10 | 9 | 0 | 1 | 0 | 50.00 | 35.71 | 100.00 | 50.00 | 0.00 | 57 | 2.85 |
| MT. GOAT | **TOTAL HUNT** | 0860 | 17 | 12 | 4 | 1 | 0 | 17 | 14 | 2 | 1 | 0 | | | | | | | |
| MT. GOAT | Drawing | D0861 | 4 | 1 | 3 | 0 | 0 | 4 | 1 | 3 | 0 | 0 | 50.00 | 50.00 | 50.00 | 0.00 | 0.00 | 24 | 3.00 |
| MT. GOAT | Registration | R0861 | 0 | 0 | 0 | 0 | 0 | 4 | 3 | 1 | 0 | 0 | 0.00 | 0.00 | 0.00 | 0.00 | 0.00 | 14 | 3.50 |
| MT. GOAT | **TOTAL HUNT** | 0861 | 4 | 1 | 3 | 0 | 0 | 8 | 4 | 4 | 0 | 0 | | | | | | | |
| MT. GOAT | Drawing | D0862 | 1 | 1 | 0 | 0 | 0 | 4 | 2 | 2 | 0 | 0 | 20.00 | 33.33 | 0.00 | 0.00 | 0.00 | 15 | 3.00 |
| MT. GOAT | Registration | R0863 | 5 | 3 | 2 | 0 | 0 | 4 | 3 | 1 | 0 | 0 | 55.56 | 50.00 | 66.67 | 0.00 | 0.00 | 22 | 2.44 |
| MT. GOAT | Tier II | T0863 | 8 | 7 | 1 | 0 | 0 | 6 | 5 | 1 | 0 | 0 | 57.14 | 58.33 | 50.00 | 0.00 | 0.00 | 45 | 3.21 |
| MT. GOAT | **TOTAL HUNT** | 0863 | 13 | 10 | 3 | 0 | 0 | 10 | 8 | 2 | 0 | 0 | | | | | | | |
| MT. GOAT | Registration | R0864 | 2 | 2 | 0 | 0 | 0 | 6 | 6 | 0 | 0 | 0 | 25.00 | 25.00 | 0.00 | 0.00 | 0.00 | 18 | 2.25 |
| MT. GOAT | Tier II | T0864 | 3 | 3 | 0 | 0 | 0 | 8 | 6 | 2 | 0 | 0 | 27.27 | 33.33 | 0.00 | 0.00 | 0.00 | 49 | 4.45 |
| MT. GOAT | **TOTAL HUNT** | 0864 | 5 | 5 | 0 | 0 | 0 | 14 | 12 | 2 | 0 | 0 | | | | | | | |
| MT. GOAT | Tier II | T0865 | 9 | 6 | 3 | 0 | 0 | 6 | 2 | 4 | 0 | 0 | 60.00 | 75.00 | 42.86 | 0.00 | 0.00 | 63 | 4.20 |
| MT. GOAT | **TOTAL SUBUNIT** | | 68 | 44 | 17 | 6 | 1 | 73 | 50 | 21 | 2 | 0 | | | | | | | |
| OTTER | Trapping | | 21 | 20 | 0 | 0 | 1 | n/a | n/a | n/a | n/a | n/a | n/a | n/a | 0.00 | 0.00 | n/a | n/a | n/a |
| SHEEP | General Season | | 2 | 2 | 0 | 0 | 0 | 23 | 13 | 4 | 5 | 1 | 8.00 | 13.33 | 0.00 | 0.00 | 0.00 | 121 | 4.84 |
| WOLF | Hunting/Trapping | | 6 | 5 | 0 | 1 | 0 | n/a | n/a | n/a | n/a | n/a | n/a | n/a | 0.00 | n/a | 0.00 | n/a | n/a |
| WOLVERINE | Hunting/Trapping | | 2 | 2 | 0 | 0 | 0 | n/a | n/a | n/a | n/a | n/a | n/a | n/a | 0.00 | 0.00 | 0.00 | n/a | n/a |
| **Unit/Subunit 15Z** | | | | | | | | | | | | | | | | | | | |
| BROWN BEAR | General Season | | 0 | 0 | 0 | 0 | 0 | n/a | n/a | n/a | n/a | n/a | 0.00 | 0.00 | 0.00 | 0.00 | 0.00 | n/a | n/a |
| MOOSE | General Season | | 1 | 1 | 0 | 0 | 0 | 54 | 44 | 7 | 1 | 2 | 1.82 | 2.22 | 0.00 | 0.00 | 0.00 | 504 | 9.16 |
| SHEEP | General Season | | 0 | 0 | 0 | 0 | 0 | 3 | 2 | 1 | 0 | 0 | 0.00 | 0.00 | 0.00 | 0.00 | 0.00 | 9 | 3.00 |

# 1992-93 HUNTER INFORMATION BY UNIT/SUBUNIT: UNIT 15

| | | | SUCCESSFUL HUNTERS | | | | | UNSUCCESSFUL HUNTERS | | | | |
|---|---|---|---|---|---|---|---|---|---|---|---|---|
| | | | | OTHER | | | | | OTHER | | | |
| SPECIES | TYPE | HUNT TOTAL | UNIT RES | STATE RES | NON-RES | UNKN. RES | TOTAL | UNIT RES | STATE RES | NON-RES | UNKN. RES |
| **UNIT 15 TOTALS FOR SPECIES AND HUNT TYPE** | | | | | | | | | | | |
| BEAVER | Trapping | 92 | 77 | 0 | 0 | 15 | n/a | n/a | n/a | n/a | n/a |
| BLACK BEAR | General Season | 169 | 103 | 38 | 26 | 2 | n/a | n/a | n/a | n/a | n/a |
| BROWN BEAR | General Season | 14 | 9 | 2 | 3 | 0 | n/a | n/a | n/a | n/a | n/a |
| CARIBOU | Drawing | 1 | 1 | 0 | 0 | 0 | 2 | 0 | 2 | 0 | 0 |
| COYOTE | Hunting/Trapping | n/a | n/a | n/a | n/a | n/a | n/a | n/a | n/a | n/a | n/a |
| FOX | Hunting/Trapping | n/a | n/a | n/a | n/a | n/a | n/a | n/a | n/a | n/a | n/a |
| LYNX | Hunting/Trapping | 2 | 0 | 0 | 0 | 2 | n/a | n/a | n/a | n/a | n/a |
| MARTEN | Trapping | n/a | n/a | n/a | n/a | n/a | n/a | n/a | n/a | n/a | n/a |
| MINK | Trapping | n/a | n/a | n/a | n/a | n/a | n/a | n/a | n/a | n/a | n/a |
| MOOSE | Drawing | 32 | 19 | 8 | 4 | 1 | 64 | 21 | 38 | 4 | 1 |
| MOOSE | General Season | 376 | 325 | 33 | 10 | 8 | 2395 | 2015 | 329 | 24 | 27 |
| MOOSE | Tier II | 3 | 3 | 0 | 0 | 0 | 4 | 4 | 0 | 0 | 0 |
| MT. GOAT | Drawing | 26 | 16 | 9 | 0 | 1 | 34 | 17 | 16 | 1 | 0 |
| MT. GOAT | Registration | 26 | 14 | 6 | 6 | 0 | 36 | 28 | 6 | 1 | 1 |
| MT. GOAT | Tier II | 20 | 16 | 4 | 0 | 0 | 20 | 13 | 7 | 0 | 0 |
| OTTER | Trapping | 38 | 37 | 0 | 0 | 1 | n/a | n/a | n/a | n/a | n/a |
| SHEEP | General Season | 28 | 21 | 6 | 1 | 0 | 93 | 69 | 15 | 6 | 3 |
| WOLF | Hunting/Trapping | 16 | 12 | 0 | 1 | 3 | n/a | n/a | n/a | n/a | n/a |
| WOLVERINE | Hunting/Trapping | 5 | 3 | 0 | 0 | 2 | n/a | n/a | n/a | n/a | n/a |
| **UNIT 15 TOTALS** | | | | | | | | | | | |
| BEAVER | **TOTAL UNIT** | 92 | 77 | 0 | 0 | 15 | n/a | n/a | n/a | n/a | n/a |
| BLACK BEAR | **TOTAL UNIT** | 169 | 103 | 38 | 26 | 2 | n/a | n/a | n/a | n/a | n/a |
| BROWN BEAR | **TOTAL UNIT** | 14 | 9 | 2 | 3 | 0 | n/a | n/a | n/a | n/a | n/a |
| CARIBOU | **TOTAL UNIT** | 1 | 1 | 0 | 0 | 0 | 2 | 0 | 2 | 0 | 0 |
| COYOTE | **TOTAL UNIT** | n/a | n/a | n/a | n/a | n/a | n/a | n/a | n/a | n/a | n/a |
| FOX | **TOTAL UNIT** | n/a | n/a | n/a | n/a | n/a | n/a | n/a | n/a | n/a | n/a |
| LYNX | **TOTAL UNIT** | 2 | 0 | 0 | 0 | 2 | n/a | n/a | n/a | n/a | n/a |
| MARTEN | **TOTAL UNIT** | n/a | n/a | n/a | n/a | n/a | n/a | n/a | n/a | n/a | n/a |
| MINK | **TOTAL UNIT** | n/a | n/a | n/a | n/a | n/a | n/a | n/a | n/a | n/a | n/a |
| MOOSE | **TOTAL UNIT** | 411 | 347 | 41 | 14 | 9 | 2463 | 2040 | 367 | 28 | 28 |
| MT. GOAT | **TOTAL UNIT** | 72 | 46 | 19 | 6 | 1 | 90 | 58 | 29 | 2 | 1 |
| OTTER | **TOTAL UNIT** | 38 | 37 | 0 | 0 | 1 | n/a | n/a | n/a | n/a | n/a |
| SHEEP | **TOTAL UNIT** | 28 | 21 | 6 | 1 | 0 | 93 | 69 | 15 | 6 | 3 |
| WOLF | **TOTAL UNIT** | 16 | 12 | 0 | 1 | 3 | n/a | n/a | n/a | n/a | n/a |
| WOLVERINE | **TOTAL UNIT** | 5 | 3 | 0 | 0 | 2 | n/a | n/a | n/a | n/a | n/a |

# 1992-93 HUNTER INFORMATION BY UNIT/SUBUNIT: UNIT 16

| SPECIES | TYPE | HUNT | SUCCESSFUL HUNTERS TOTAL | UNIT RES | OTHER STATE RES | NON-RES | UNKN. RES | UNSUCCESSFUL HUNTERS TOTAL | UNIT RES | OTHER STATE RES | NON-RES | UNKN. RES | PERCENT SUCCESSFUL TOTAL | UNIT RES | OTHER STATE RES | NON-RES | UNKN. RES | EFFORT TOTAL HUNTER DAYS | EFFORT AVG. HUNTER EFFORT |
|---|---|---|---|---|---|---|---|---|---|---|---|---|---|---|---|---|---|---|---|
| **Unit/Subunit 16A** | | | | | | | | | | | | | | | | | | | |
| BEAVER | Trapping | | 31 | 0 | 31 | 0 | 0 | n/a | n/a | n/a | n/a | n/a | n/a | 0.00 | n/a | 0.00 | 0.00 | n/a | n/a |
| BLACK BEAR | General Season | | 44 | 1 | 38 | 5 | 0 | n/a | n/a | n/a | n/a | n/a | n/a | n/a | n/a | n/a | 0.00 | n/a | n/a |
| BROWN BEAR | General Season | | 12 | 2 | 5 | 3 | 2 | n/a | n/a | n/a | n/a | n/a | n/a | n/a | n/a | n/a | n/a | n/a | n/a |
| CARIBOU | General Season | | 0 | 0 | 0 | 0 | 0 | n/a | n/a | n/a | n/a | n/a | 0.00 | 0.00 | 0.00 | 0.00 | 0.00 | n/a | n/a |
| COYOTE | Hunting/Trapping | | n/a | n/a | n/a | n/a | n/a | n/a | n/a | n/a | n/a | n/a | n/a | n/a | n/a | n/a | n/a | n/a | n/a |
| FOX | Hunting/Trapping | | n/a | n/a | n/a | n/a | n/a | n/a | n/a | n/a | n/a | n/a | n/a | n/a | n/a | n/a | n/a | n/a | n/a |
| LYNX | Hunting/Trapping | | 2 | 0 | 2 | 0 | 0 | n/a | n/a | n/a | n/a | n/a | n/a | 0.00 | n/a | 0.00 | 0.00 | n/a | n/a |
| MARTEN | Trapping | | 14 | 0 | 6 | 0 | 8 | n/a | n/a | n/a | n/a | n/a | n/a | 0.00 | n/a | 0.00 | n/a | n/a | n/a |
| MINK | Trapping | | n/a | n/a | n/a | n/a | n/a | n/a | n/a | n/a | n/a | n/a | n/a | n/a | n/a | n/a | n/a | n/a | n/a |
| MOOSE | General Season | | 138 | 7 | 126 | 4 | 1 | 710 | 34 | 631 | 24 | 21 | 16.27 | 17.07 | 16.64 | 14.29 | 4.55 | 4730 | 5.58 |
| OTTER | Trapping | | 1 | 0 | 1 | 0 | 0 | n/a | n/a | n/a | n/a | n/a | n/a | 0.00 | n/a | 0.00 | 0.00 | n/a | n/a |
| SHEEP | General Season | | 0 | 0 | 0 | 0 | 0 | n/a | n/a | n/a | n/a | n/a | 0.00 | 0.00 | 0.00 | 0.00 | 0.00 | n/a | n/a |
| WOLF | Hunting/Trapping | | 4 | 0 | 1 | 0 | 3 | n/a | n/a | n/a | n/a | n/a | n/a | 0.00 | n/a | 0.00 | n/a | n/a | n/a |
| WOLVERINE | Hunting/Trapping | | 1 | 0 | 0 | 0 | 1 | n/a | n/a | n/a | n/a | n/a | n/a | 0.00 | 0.00 | 0.00 | n/a | n/a | n/a |
| **Unit/Subunit 16B** | | | | | | | | | | | | | | | | | | | |
| BEAVER | Trapping | | 69 | 15 | 18 | 0 | 36 | n/a | n/a | n/a | n/a | n/a | n/a | n/a | n/a | 0.00 | n/a | n/a | n/a |
| BLACK BEAR | General Season | | 65 | 4 | 45 | 14 | 2 | n/a | n/a | n/a | n/a | n/a | n/a | n/a | n/a | n/a | n/a | n/a | n/a |
| BROWN BEAR | General Season | | 64 | 2 | 26 | 35 | 1 | n/a | n/a | n/a | n/a | n/a | n/a | n/a | n/a | n/a | n/a | n/a | n/a |
| CARIBOU | General Season | | n/a | n/a | n/a | n/a | n/a | n/a | n/a | n/a | n/a | n/a | n/a | n/a | n/a | n/a | n/a | n/a | n/a |
| COYOTE | Hunting/Trapping | | n/a | n/a | n/a | n/a | n/a | n/a | n/a | n/a | n/a | n/a | n/a | n/a | n/a | n/a | n/a | n/a | n/a |
| FOX | Hunting/Trapping | | n/a | n/a | n/a | n/a | n/a | n/a | n/a | n/a | n/a | n/a | n/a | n/a | n/a | n/a | n/a | n/a | n/a |
| LYNX | Hunting/Trapping | | 1 | 0 | 0 | 0 | 1 | n/a | n/a | n/a | n/a | n/a | n/a | 0.00 | 0.00 | 0.00 | n/a | n/a | n/a |
| MARTEN | Trapping | | 116 | 60 | 8 | 0 | 48 | n/a | n/a | n/a | n/a | n/a | n/a | n/a | n/a | 0.00 | n/a | n/a | n/a |
| MINK | Trapping | | n/a | n/a | n/a | n/a | n/a | n/a | n/a | n/a | n/a | n/a | n/a | n/a | n/a | n/a | n/a | n/a | n/a |
| MOOSE | General Season | | 193 | 15 | 135 | 38 | 5 | 571 | 26 | 480 | 53 | 12 | 25.26 | 36.59 | 21.95 | 41.76 | 29.41 | 4534 | 5.93 |
| MOOSE | Federal | R0978 | 3 | 3 | 0 | 0 | 0 | 3 | 3 | 0 | 0 | 0 | 50.00 | 50.00 | 0.00 | 0.00 | 0.00 | 17 | 2.83 |
| MOOSE | Tier II | T0979 | 43 | 22 | 21 | 0 | 0 | 61 | 17 | 44 | 0 | 0 | 41.35 | 56.41 | 32.31 | 0.00 | 0.00 | 392 | 3.77 |
| MOOSE | **TOTAL SUBUNIT** | | 239 | 40 | 156 | 38 | 5 | 635 | 46 | 524 | 53 | 12 | | | | | | | |
| OTTER | Trapping | | 13 | 2 | 5 | 0 | 6 | n/a | n/a | n/a | n/a | n/a | n/a | n/a | n/a | 0.00 | n/a | n/a | n/a |
| SHEEP | General Season | | 15 | 0 | 8 | 7 | 0 | 12 | 0 | 10 | 2 | 0 | 55.56 | 0.00 | 44.44 | 77.78 | 0.00 | 167 | 6.19 |
| WOLF | Hunting/Trapping | | 4 | 1 | 2 | 1 | 0 | n/a | n/a | n/a | n/a | n/a | n/a | n/a | n/a | n/a | 0.00 | n/a | n/a |
| WOLVERINE | Hunting/Trapping | | 12 | 2 | 6 | 0 | 4 | n/a | n/a | n/a | n/a | n/a | n/a | n/a | n/a | 0.00 | n/a | n/a | n/a |
| **Unit/Subunit 16Z** | | | | | | | | | | | | | | | | | | | |
| MOOSE | General Season | | 0 | 0 | 0 | 0 | 0 | 21 | 1 | 19 | 0 | 1 | 0.00 | 0.00 | 0.00 | 0.00 | 0.00 | 132 | 6.29 |

# 1992-93 HUNTER INFORMATION BY UNIT/SUBUNIT: UNIT 16

| SPECIES | TYPE | HUNT TOTAL | SUCCESSFUL HUNTERS UNIT RES | SUCCESSFUL HUNTERS OTHER STATE RES | SUCCESSFUL HUNTERS NON-RES | SUCCESSFUL HUNTERS UNKN. RES | UNSUCCESSFUL HUNTERS TOTAL | UNSUCCESSFUL HUNTERS UNIT RES | UNSUCCESSFUL HUNTERS OTHER STATE RES | UNSUCCESSFUL HUNTERS NON-RES | UNSUCCESSFUL HUNTERS UNKN. RES |
|---|---|---|---|---|---|---|---|---|---|---|---|
| **UNIT 16 TOTALS FOR SPECIES AND HUNT TYPE** | | | | | | | | | | | |
| BEAVER | Trapping | 100 | 15 | 49 | 0 | 36 | n/a | n/a | n/a | n/a | n/a |
| BLACK BEAR | General Season | 109 | 5 | 83 | 19 | 2 | n/a | n/a | n/a | n/a | n/a |
| BROWN BEAR | General Season | 76 | 4 | 31 | 38 | 3 | n/a | n/a | n/a | n/a | n/a |
| CARIBOU | General Season | 0 | 0 | 0 | 0 | 0 | n/a | n/a | n/a | n/a | n/a |
| COYOTE | Hunting/Trapping | n/a | n/a | n/a | n/a | n/a | n/a | n/a | n/a | n/a | n/a |
| FOX | Hunting/Trapping | n/a | n/a | n/a | n/a | n/a | n/a | n/a | n/a | n/a | n/a |
| LYNX | Hunting/Trapping | 3 | 0 | 2 | 0 | 1 | n/a | n/a | n/a | n/a | n/a |
| MARTEN | Trapping | 130 | 60 | 14 | 0 | 56 | n/a | n/a | n/a | n/a | n/a |
| MINK | Trapping | n/a | n/a | n/a | n/a | n/a | n/a | n/a | n/a | n/a | n/a |
| MOOSE | Federal | 3 | 3 | 0 | 0 | 0 | 3 | 3 | 0 | 0 | 0 |
| MOOSE | General Season | 331 | 22 | 261 | 42 | 6 | 1302 | 61 | 1130 | 77 | 34 |
| MOOSE | Tier II | 43 | 22 | 21 | 0 | 0 | 61 | 17 | 44 | 0 | 0 |
| OTTER | Trapping | 14 | 2 | 6 | 0 | 6 | n/a | n/a | n/a | n/a | n/a |
| SHEEP | General Season | 15 | 0 | 8 | 7 | 0 | 12 | 0 | 10 | 2 | 0 |
| WOLF | Hunting/Trapping | 8 | 1 | 3 | 1 | 3 | n/a | n/a | n/a | n/a | n/a |
| WOLVERINE | Hunting/Trapping | 13 | 2 | 6 | 0 | 5 | n/a | n/a | n/a | n/a | n/a |
| **UNIT 16 TOTALS** | | | | | | | | | | | |
| BEAVER | **TOTAL UNIT** | 100 | 15 | 49 | 0 | 36 | n/a | n/a | n/a | n/a | n/a |
| BLACK BEAR | **TOTAL UNIT** | 109 | 5 | 83 | 19 | 2 | n/a | n/a | n/a | n/a | n/a |
| BROWN BEAR | **TOTAL UNIT** | 76 | 4 | 31 | 38 | 3 | n/a | n/a | n/a | n/a | n/a |
| CARIBOU | **TOTAL UNIT** | 0 | 0 | 0 | 0 | 0 | n/a | n/a | n/a | n/a | n/a |
| COYOTE | **TOTAL UNIT** | n/a | n/a | n/a | n/a | n/a | n/a | n/a | n/a | n/a | n/a |
| FOX | **TOTAL UNIT** | n/a | n/a | n/a | n/a | n/a | n/a | n/a | n/a | n/a | n/a |
| LYNX | **TOTAL UNIT** | 3 | 0 | 2 | 0 | 1 | n/a | n/a | n/a | n/a | n/a |
| MARTEN | **TOTAL UNIT** | 130 | 60 | 14 | 0 | 56 | n/a | n/a | n/a | n/a | n/a |
| MINK | **TOTAL UNIT** | n/a | n/a | n/a | n/a | n/a | n/a | n/a | n/a | n/a | n/a |
| MOOSE | **TOTAL UNIT** | 377 | 47 | 282 | 42 | 6 | 1366 | 81 | 1174 | 77 | 34 |
| OTTER | **TOTAL UNIT** | 14 | 2 | 6 | 0 | 6 | n/a | n/a | n/a | n/a | n/a |
| SHEEP | **TOTAL UNIT** | 15 | 0 | 8 | 7 | 0 | 12 | 0 | 10 | 2 | 0 |
| WOLF | **TOTAL UNIT** | 8 | 1 | 3 | 1 | 3 | n/a | n/a | n/a | n/a | n/a |
| WOLVERINE | **TOTAL UNIT** | 13 | 2 | 6 | 0 | 5 | n/a | n/a | n/a | n/a | n/a |

# 1992-93 HUNTER INFORMATION BY UNIT/SUBUNIT: UNIT 17

| SPECIES | TYPE | HUNT | SUCCESSFUL HUNTERS TOTAL | UNIT RES | OTHER STATE RES | NON-RES | UNKN. RES | UNSUCCESSFUL HUNTERS TOTAL | UNIT RES | OTHER STATE RES | NON-RES | UNKN. RES | PERCENT SUCCESSFUL TOTAL | UNIT RES | OTHER STATE RES | NON-RES | UNKN. RES | EFFORT TOTAL HUNTER DAYS | EFFORT AVG. HUNTER EFFORT |
|---|---|---|---|---|---|---|---|---|---|---|---|---|---|---|---|---|---|---|---|
| **Unit/Subunit 17A** | | | | | | | | | | | | | | | | | | | |
| BEAVER | Trapping | | 98 | 85 | 0 | 0 | 13 | n/a | n/a | n/a | n/a | n/a | n/a | n/a | 0.00 | 0.00 | n/a | n/a | n/a |
| BLACK BEAR | General Season | | n/a | n/a | n/a | n/a | n/a | n/a | n/a | n/a | n/a | n/a | 0.00 | n/a | n/a | n/a | n/a | n/a | n/a |
| BROWN BEAR | General Season | | 4 | 0 | 0 | 4 | 0 | n/a | n/a | n/a | n/a | n/a | n/a | 0.00 | 0.00 | n/a | 0.00 | n/a | n/a |
| BROWN BEAR | Registration | WBB | n/a | n/a | n/a | n/a | n/a | n/a | n/a | n/a | n/a | n/a | n/a | n/a | n/a | n/a | n/a | n/a | n/a |
| BROWN BEAR | **TOTAL SUBUNIT** | | 4 | 0 | 0 | 4 | 0 | n/a | n/a | n/a | n/a | n/a | | | | | | | |
| COYOTE | Hunting/Trapping | | n/a | n/a | n/a | n/a | n/a | n/a | n/a | n/a | n/a | n/a | n/a | n/a | n/a | n/a | n/a | n/a | n/a |
| FOX | Hunting/Trapping | | n/a | n/a | n/a | n/a | n/a | n/a | n/a | n/a | n/a | n/a | n/a | n/a | n/a | n/a | n/a | n/a | n/a |
| LYNX | Hunting/Trapping | | 0 | 0 | 0 | 0 | 0 | n/a | n/a | n/a | n/a | n/a | 0.00 | 0.00 | 0.00 | 0.00 | 0.00 | n/a | n/a |
| MARTEN | Trapping | | n/a | n/a | n/a | n/a | n/a | n/a | n/a | n/a | n/a | n/a | n/a | n/a | n/a | n/a | n/a | n/a | n/a |
| MINK | Trapping | | n/a | n/a | n/a | n/a | n/a | n/a | n/a | n/a | n/a | n/a | n/a | n/a | n/a | n/a | n/a | n/a | n/a |
| MOOSE | General Season | | 1 | 0 | 1 | 0 | 0 | 1 | 0 | 1 | 0 | 0 | 50.00 | 0.00 | 50.00 | 0.00 | 0.00 | 16 | 8.00 |
| OTTER | Trapping | | 3 | 2 | 0 | 0 | 1 | n/a | n/a | n/a | n/a | n/a | n/a | n/a | 0.00 | 0.00 | n/a | n/a | n/a |
| SHEEP | General Season | | 0 | 0 | 0 | 0 | 0 | n/a | n/a | n/a | n/a | n/a | 0.00 | 0.00 | 0.00 | 0.00 | 0.00 | n/a | n/a |
| WOLF | Hunting/Trapping | | 0 | 0 | 0 | 0 | 0 | n/a | n/a | n/a | n/a | n/a | 0.00 | 0.00 | 0.00 | 0.00 | 0.00 | n/a | n/a |
| WOLVERINE | Hunting/Trapping | | 3 | 3 | 0 | 0 | 0 | n/a | n/a | n/a | n/a | n/a | n/a | n/a | 0.00 | 0.00 | 0.00 | n/a | n/a |
| **Unit/Subunit 17B** | | | | | | | | | | | | | | | | | | | |
| BEAVER | Trapping | | 115 | 104 | 11 | 0 | 0 | n/a | n/a | n/a | n/a | n/a | n/a | n/a | n/a | 0.00 | 0.00 | n/a | n/a |
| BLACK BEAR | General Season | | 1 | 0 | 0 | 1 | 0 | n/a | n/a | n/a | n/a | n/a | n/a | 0.00 | 0.00 | n/a | 0.00 | n/a | n/a |
| BROWN BEAR | General Season | | 28 | 2 | 4 | 20 | 2 | n/a | n/a | n/a | n/a | n/a | n/a | n/a | n/a | n/a | n/a | n/a | n/a |
| BROWN BEAR | Registration | WBB | n/a | n/a | n/a | n/a | n/a | n/a | n/a | n/a | n/a | n/a | n/a | n/a | n/a | n/a | n/a | n/a | n/a |
| BROWN BEAR | **TOTAL SUBUNIT** | | 28 | 2 | 4 | 20 | 2 | n/a | n/a | n/a | n/a | n/a | | | | | | | |
| CARIBOU | General Season | | n/a | n/a | n/a | n/a | n/a | n/a | n/a | n/a | n/a | n/a | n/a | n/a | n/a | n/a | n/a | n/a | n/a |
| COYOTE | Hunting/Trapping | | n/a | n/a | n/a | n/a | n/a | n/a | n/a | n/a | n/a | n/a | n/a | n/a | n/a | n/a | n/a | n/a | n/a |
| FOX | Hunting/Trapping | | n/a | n/a | n/a | n/a | n/a | n/a | n/a | n/a | n/a | n/a | n/a | n/a | n/a | n/a | n/a | n/a | n/a |
| LYNX | Hunting/Trapping | | 14 | 1 | 7 | 0 | 6 | n/a | n/a | n/a | n/a | n/a | n/a | n/a | n/a | 0.00 | n/a | n/a | n/a |
| MARTEN | Trapping | | n/a | n/a | n/a | n/a | n/a | n/a | n/a | n/a | n/a | n/a | n/a | n/a | n/a | n/a | n/a | n/a | n/a |
| MINK | Trapping | | n/a | n/a | n/a | n/a | n/a | n/a | n/a | n/a | n/a | n/a | n/a | n/a | n/a | n/a | n/a | n/a | n/a |
| MOOSE | General Season | | 152 | 15 | 67 | 63 | 7 | 248 | 15 | 103 | 124 | 6 | 38.00 | 50.00 | 39.41 | 33.69 | 53.85 | 2738 | 6.85 |
| MOOSE | Registration | R0983 | 8 | 6 | 2 | 0 | 0 | 35 | 27 | 8 | 0 | 0 | 18.60 | 18.18 | 20.00 | 0.00 | 0.00 | 170 | 3.95 |
| MOOSE | **TOTAL SUBUNIT** | | 160 | 21 | 69 | 63 | 7 | 283 | 42 | 111 | 124 | 6 | | | | | | | |
| OTTER | Trapping | | 9 | 6 | 3 | 0 | 0 | n/a | n/a | n/a | n/a | n/a | n/a | n/a | n/a | 0.00 | 0.00 | n/a | n/a |
| SHEEP | General Season | | 0 | 0 | 0 | 0 | 0 | n/a | n/a | n/a | n/a | n/a | 0.00 | 0.00 | 0.00 | 0.00 | 0.00 | n/a | n/a |
| WOLF | Hunting/Trapping | | 14 | 8 | 2 | 0 | 4 | n/a | n/a | n/a | n/a | n/a | n/a | n/a | n/a | 0.00 | n/a | n/a | n/a |
| WOLVERINE | Hunting/Trapping | | 5 | 1 | 4 | 0 | 0 | n/a | n/a | n/a | n/a | n/a | n/a | n/a | n/a | 0.00 | 0.00 | n/a | n/a |
| **Unit/Subunit 17C** | | | | | | | | | | | | | | | | | | | |
| BEAVER | Trapping | | 242 | 242 | 0 | 0 | 0 | n/a | n/a | n/a | n/a | n/a | n/a | n/a | 0.00 | 0.00 | 0.00 | n/a | n/a |
| BLACK BEAR | General Season | | n/a | n/a | n/a | n/a | n/a | n/a | n/a | n/a | n/a | n/a | 0.00 | n/a | n/a | n/a | n/a | n/a | n/a |
| BROWN BEAR | General Season | | 17 | 6 | 0 | 11 | 0 | n/a | n/a | n/a | n/a | n/a | n/a | n/a | 0.00 | n/a | 0.00 | n/a | n/a |
| CARIBOU | General Season | | n/a | n/a | n/a | n/a | n/a | n/a | n/a | n/a | n/a | n/a | n/a | n/a | n/a | n/a | n/a | n/a | n/a |
| COYOTE | Hunting/Trapping | | n/a | n/a | n/a | n/a | n/a | n/a | n/a | n/a | n/a | n/a | n/a | n/a | n/a | n/a | n/a | n/a | n/a |
| FOX | Hunting/Trapping | | n/a | n/a | n/a | n/a | n/a | n/a | n/a | n/a | n/a | n/a | n/a | n/a | n/a | n/a | n/a | n/a | n/a |
| LYNX | Hunting/Trapping | | 1 | 1 | 0 | 0 | 0 | n/a | n/a | n/a | n/a | n/a | n/a | n/a | 0.00 | 0.00 | 0.00 | n/a | n/a |
| MARTEN | Trapping | | n/a | n/a | n/a | n/a | n/a | n/a | n/a | n/a | n/a | n/a | n/a | n/a | n/a | n/a | n/a | n/a | n/a |
| MINK | Trapping | | n/a | n/a | n/a | n/a | n/a | n/a | n/a | n/a | n/a | n/a | n/a | n/a | n/a | n/a | n/a | n/a | n/a |

# *1992-93 HUNTER INFORMATION BY UNIT/SUBUNIT: UNIT 17*

| SPECIES | TYPE | HUNT | SUCCESSFUL HUNTERS TOTAL | UNIT RES | OTHER STATE RES | NON-RES | UNKN. RES | UNSUCCESSFUL HUNTERS TOTAL | UNIT RES | OTHER STATE RES | NON-RES | UNKN. RES | PERCENT SUCCESSFUL TOTAL | UNIT RES | OTHER STATE RES | NON-RES | UNKN. RES | EFFORT TOTAL HUNTER DAYS | EFFORT AVG. HUNTER EFFORT |
|---|---|---|---|---|---|---|---|---|---|---|---|---|---|---|---|---|---|---|---|
| **Unit/Subunit 17C** | | | | | | | | | | | | | | | | | | | |
| MOOSE | General Season | | 56 | 44 | 10 | 1 | 1 | 57 | 48 | 7 | 0 | 2 | 49.56 | 47.83 | 58.82 | 100.00 | 33.33 | 521 | 4.61 |
| MOOSE | Registration | R0983 | 34 | 30 | 4 | 0 | 0 | 61 | 57 | 3 | 0 | 1 | 35.79 | 34.48 | 57.14 | 0.00 | 0.00 | 366 | 3.85 |
| MOOSE | **TOTAL SUBUNIT** | | 90 | 74 | 14 | 1 | 1 | 118 | 105 | 10 | 0 | 3 | | | | | | | |
| OTTER | Trapping | | 71 | 70 | 0 | 0 | 1 | n/a | n/a | n/a | n/a | n/a | n/a | n/a | 0.00 | 0.00 | n/a | n/a | n/a |
| SHEEP | General Season | | 0 | 0 | 0 | 0 | 0 | n/a | n/a | n/a | n/a | n/a | 0.00 | 0.00 | 0.00 | 0.00 | 0.00 | n/a | n/a |
| WOLF | Hunting/Trapping | | 5 | 5 | 0 | 0 | 0 | n/a | n/a | n/a | n/a | n/a | n/a | n/a | 0.00 | 0.00 | 0.00 | n/a | n/a |
| WOLVERINE | Hunting/Trapping | | 2 | 2 | 0 | 0 | 0 | n/a | n/a | n/a | n/a | n/a | n/a | n/a | 0.00 | 0.00 | 0.00 | n/a | n/a |
| **Unit/Subunit 17Z** | | | | | | | | | | | | | | | | | | | |
| MOOSE | General Season | | 3 | 2 | 1 | 0 | 0 | 6 | 3 | 3 | 0 | 0 | 33.33 | 40.00 | 25.00 | 0.00 | 0.00 | 60 | 6.67 |
| MOOSE | Registration | R0983 | 8 | 7 | 1 | 0 | 0 | 39 | 38 | 0 | 0 | 1 | 17.02 | 15.56 | 100.00 | 0.00 | 0.00 | 208 | 4.43 |
| MOOSE | **TOTAL SUBUNIT** | | 11 | 9 | 2 | 0 | 0 | 45 | 41 | 3 | 0 | 1 | | | | | | | |

# 1992-93 HUNTER INFORMATION BY UNIT/SUBUNIT: UNIT 17

| SPECIES | TYPE | HUNT TOTAL | SUCCESSFUL HUNTERS UNIT RES | SUCCESSFUL HUNTERS OTHER STATE RES | SUCCESSFUL HUNTERS NON-RES | SUCCESSFUL HUNTERS UNKN. RES | UNSUCCESSFUL HUNTERS TOTAL | UNSUCCESSFUL HUNTERS UNIT RES | UNSUCCESSFUL HUNTERS OTHER STATE RES | UNSUCCESSFUL HUNTERS NON-RES | UNSUCCESSFUL HUNTERS UNKN. RES |
|---|---|---|---|---|---|---|---|---|---|---|---|
| **UNIT 17 TOTALS FOR SPECIES AND HUNT TYPE** | | | | | | | | | | | |
| BEAVER | Trapping | 455 | 431 | 11 | 0 | 13 | n/a | n/a | n/a | n/a | n/a |
| BLACK BEAR | General Season | 1 | 0 | 0 | 1 | 0 | n/a | n/a | n/a | n/a | n/a |
| BROWN BEAR | General Season | 49 | 8 | 4 | 35 | 2 | n/a | n/a | n/a | n/a | n/a |
| BROWN BEAR | Registration | n/a | n/a | n/a | n/a | n/a | n/a | n/a | n/a | n/a | n/a |
| CARIBOU | General Season | n/a | n/a | n/a | n/a | n/a | n/a | n/a | n/a | n/a | n/a |
| COYOTE | Hunting/Trapping | n/a | n/a | n/a | n/a | n/a | n/a | n/a | n/a | n/a | n/a |
| FOX | Hunting/Trapping | n/a | n/a | n/a | n/a | n/a | n/a | n/a | n/a | n/a | n/a |
| LYNX | Hunting/Trapping | 15 | 2 | 7 | 0 | 6 | n/a | n/a | n/a | n/a | n/a |
| MARTEN | Trapping | n/a | n/a | n/a | n/a | n/a | n/a | n/a | n/a | n/a | n/a |
| MINK | Trapping | n/a | n/a | n/a | n/a | n/a | n/a | n/a | n/a | n/a | n/a |
| MOOSE | General Season | 212 | 61 | 79 | 64 | 8 | 312 | 66 | 114 | 124 | 8 |
| MOOSE | Registration | 50 | 43 | 7 | 0 | 0 | 135 | 122 | 11 | 0 | 2 |
| OTTER | Trapping | 83 | 78 | 3 | 0 | 2 | n/a | n/a | n/a | n/a | n/a |
| SHEEP | General Season | 0 | 0 | 0 | 0 | 0 | n/a | n/a | n/a | n/a | n/a |
| WOLF | Hunting/Trapping | 19 | 13 | 2 | 0 | 4 | n/a | n/a | n/a | n/a | n/a |
| WOLVERINE | Hunting/Trapping | 10 | 6 | 4 | 0 | 0 | n/a | n/a | n/a | n/a | n/a |
| **UNIT 17 TOTALS** | | | | | | | | | | | |
| BEAVER | **TOTAL UNIT** | 455 | 431 | 11 | 0 | 13 | n/a | n/a | n/a | n/a | n/a |
| BLACK BEAR | **TOTAL UNIT** | 1 | 0 | 0 | 1 | 0 | n/a | n/a | n/a | n/a | n/a |
| BROWN BEAR | **TOTAL UNIT** | 49 | 8 | 4 | 35 | 2 | n/a | n/a | n/a | n/a | n/a |
| CARIBOU | **TOTAL UNIT** | n/a | n/a | n/a | n/a | n/a | n/a | n/a | n/a | n/a | n/a |
| COYOTE | **TOTAL UNIT** | n/a | n/a | n/a | n/a | n/a | n/a | n/a | n/a | n/a | n/a |
| FOX | **TOTAL UNIT** | n/a | n/a | n/a | n/a | n/a | n/a | n/a | n/a | n/a | n/a |
| LYNX | **TOTAL UNIT** | 15 | 2 | 7 | 0 | 6 | n/a | n/a | n/a | n/a | n/a |
| MARTEN | **TOTAL UNIT** | n/a | n/a | n/a | n/a | n/a | n/a | n/a | n/a | n/a | n/a |
| MINK | **TOTAL UNIT** | n/a | n/a | n/a | n/a | n/a | n/a | n/a | n/a | n/a | n/a |
| MOOSE | **TOTAL UNIT** | 262 | 104 | 86 | 64 | 8 | 447 | 188 | 125 | 124 | 10 |
| OTTER | **TOTAL UNIT** | 83 | 78 | 3 | 0 | 2 | n/a | n/a | n/a | n/a | n/a |
| SHEEP | **TOTAL UNIT** | 0 | 0 | 0 | 0 | 0 | n/a | n/a | n/a | n/a | n/a |
| WOLF | **TOTAL UNIT** | 19 | 13 | 2 | 0 | 4 | n/a | n/a | n/a | n/a | n/a |
| WOLVERINE | **TOTAL UNIT** | 10 | 6 | 4 | 0 | 0 | n/a | n/a | n/a | n/a | n/a |

# 1992-93 HUNTER INFORMATION BY UNIT/SUBUNIT: UNIT 18

| SPECIES | TYPE | HUNT | SUCCESSFUL HUNTERS TOTAL | SUCCESSFUL HUNTERS UNIT RES | SUCCESSFUL HUNTERS OTHER STATE RES | SUCCESSFUL HUNTERS NON-RES | SUCCESSFUL HUNTERS UNKN. RES | UNSUCCESSFUL HUNTERS TOTAL | UNSUCCESSFUL HUNTERS UNIT RES | UNSUCCESSFUL HUNTERS OTHER STATE RES | UNSUCCESSFUL HUNTERS NON-RES | UNSUCCESSFUL HUNTERS UNKN. RES | PERCENT SUCCESSFUL TOTAL | PERCENT SUCCESSFUL UNIT RES | PERCENT SUCCESSFUL OTHER STATE RES | PERCENT SUCCESSFUL NON-RES | PERCENT SUCCESSFUL UNKN. RES | EFFORT TOTAL HUNTER DAYS | EFFORT AVG. HUNTER EFFORT |
|---|---|---|---|---|---|---|---|---|---|---|---|---|---|---|---|---|---|---|---|
| **Unit/Subunit 18** | | | | | | | | | | | | | | | | | | | |
| BEAVER | Trapping | | 605 | 279 | 42 | 0 | 284 | n/a | n/a | n/a | n/a | n/a | n/a | n/a | n/a | 0.00 | n/a | n/a | n/a |
| BLACK BEAR | General Season | | 1 | 0 | 1 | 0 | 0 | n/a | n/a | n/a | n/a | n/a | n/a | 0.00 | n/a | 0.00 | 0.00 | n/a | n/a |
| BROWN BEAR | General Season | | 5 | 1 | 0 | 3 | 1 | n/a | n/a | n/a | n/a | n/a | n/a | n/a | 0.00 | n/a | n/a | n/a | n/a |
| BROWN BEAR | Registration | WBB | 6 | 6 | 0 | 0 | 0 | 87 | 87 | 0 | 0 | 0 | 6.45 | 6.45 | 0.00 | 0.00 | 0.00 | n/a | n/a |
| CARIBOU | General Season | | 0 | 0 | 0 | 0 | 0 | n/a | n/a | n/a | n/a | n/a | 0.00 | 0.00 | 0.00 | 0.00 | 0.00 | n/a | n/a |
| CARIBOU | Federal | R0518 | 63 | 63 | 0 | 0 | 0 | 81 | 81 | 0 | 0 | 0 | 43.75 | 43.75 | 0.00 | 0.00 | 0.00 | n/a | n/a |
| CARIBOU | Registration | R0567 | 24 | 24 | 0 | 0 | 0 | 183 | 183 | 0 | 0 | 0 | 11.59 | 11.59 | 0.00 | 0.00 | 0.00 | n/a | n/a |
| COYOTE | Hunting/Trapping | | 2 | 2 | n/a | n/a | n/a | n/a | n/a | n/a | n/a | n/a | n/a | n/a | n/a | n/a | n/a | n/a | n/a |
| FOX | Hunting/Trapping | | n/a | n/a | n/a | n/a | n/a | n/a | n/a | n/a | n/a | n/a | n/a | n/a | n/a | n/a | n/a | n/a | n/a |
| LYNX | Hunting/Trapping | | 18 | 4 | 14 | 0 | 0 | n/a | n/a | n/a | n/a | n/a | n/a | n/a | n/a | 0.00 | 0.00 | n/a | n/a |
| MARTEN | Trapping | | 10 | 10 | 0 | 0 | 0 | n/a | n/a | n/a | n/a | n/a | n/a | n/a | 0.00 | 0.00 | 0.00 | n/a | n/a |
| MINK | Trapping | | n/a | n/a | n/a | n/a | n/a | n/a | n/a | n/a | n/a | n/a | n/a | n/a | n/a | n/a | n/a | n/a | n/a |
| MOOSE | General Season | | 77 | 72 | 3 | 2 | 0 | 246 | 233 | 8 | 2 | 3 | 23.84 | 23.61 | 27.27 | 50.00 | 0.00 | 2675 | 8.28 |
| MUSKOX | Drawing | D1001 | 10 | 10 | 0 | 0 | 0 | 0 | 0 | 0 | 0 | 0 | 100.00 | 100.00 | 0.00 | 0.00 | 0.00 | 20 | 2.00 |
| MUSKOX | Drawing | D1003 | 36 | 2 | 33 | 1 | 0 | n/a | n/a | n/a | n/a | n/a | n/a | n/a | n/a | n/a | n/a | 0.00 | n/a | n/a |
| MUSKOX | Registration | R1060 | 0 | 0 | 0 | 0 | 0 | 0 | 0 | 0 | 0 | 0 | 0.00 | 0.00 | 0.00 | 0.00 | 0.00 | 0 | 0.00 |
| MUSKOX | Registration | R1061 | 25 | 25 | 0 | 0 | 0 | n/a | n/a | n/a | n/a | n/a | n/a | n/a | 0.00 | 0.00 | 0.00 | n/a | n/a |
| MUSKOX | Registration | R1070 | 30 | 28 | 2 | 0 | 0 | n/a | n/a | n/a | n/a | n/a | n/a | n/a | n/a | 0.00 | 0.00 | n/a | n/a |
| OTTER | Trapping | | 346 | 186 | 42 | 0 | 118 | n/a | n/a | n/a | n/a | n/a | n/a | n/a | n/a | 0.00 | n/a | n/a | n/a |
| WOLF | Hunting/Trapping | | 0 | 0 | 0 | 0 | 0 | n/a | n/a | n/a | n/a | n/a | 0.00 | 0.00 | 0.00 | 0.00 | 0.00 | n/a | n/a |
| WOLVERINE | Hunting/Trapping | | 8 | 4 | 1 | 0 | 3 | n/a | n/a | n/a | n/a | n/a | n/a | n/a | n/a | 0.00 | n/a | n/a | n/a |

# 1992-93 HUNTER INFORMATION BY UNIT/SUBUNIT: UNIT 18

| SPECIES | TYPE | HUNT | SUCCESSFUL HUNTERS TOTAL | UNIT RES | OTHER STATE RES | NON-RES | UNKN. RES | UNSUCCESSFUL HUNTERS TOTAL | UNIT RES | OTHER STATE RES | NON-RES | UNKN. RES |
|---|---|---|---|---|---|---|---|---|---|---|---|---|
| **UNIT 18 TOTALS FOR SPECIES AND HUNT TYPE** | | | | | | | | | | | | |
| BEAVER | Trapping | 605 | 279 | 42 | 0 | 284 | n/a | n/a | n/a | n/a | n/a | |
| BLACK BEAR | General Season | 1 | 0 | 1 | 0 | 0 | n/a | n/a | n/a | n/a | n/a | |
| BROWN BEAR | General Season | 5 | 1 | 0 | 3 | 1 | n/a | n/a | n/a | n/a | n/a | |
| BROWN BEAR | Registration | 6 | 6 | 0 | 0 | 0 | 87 | 87 | 0 | 0 | 0 | |
| CARIBOU | Federal | 63 | 63 | 0 | 0 | 0 | 81 | 81 | 0 | 0 | 0 | |
| CARIBOU | General Season | 0 | 0 | 0 | 0 | 0 | n/a | n/a | n/a | n/a | n/a | |
| CARIBOU | Registration | 24 | 24 | 0 | 0 | 0 | 183 | 183 | 0 | 0 | 0 | |
| COYOTE | Hunting/Trapping | 2 | 2 | n/a | n/a | n/a | n/a | n/a | n/a | n/a | n/a | |
| FOX | Hunting/Trapping | n/a | n/a | n/a | n/a | n/a | n/a | n/a | n/a | n/a | n/a | |
| LYNX | Hunting/Trapping | 18 | 4 | 14 | 0 | 0 | n/a | n/a | n/a | n/a | n/a | |
| MARTEN | Trapping | 10 | 10 | 0 | 0 | 0 | n/a | n/a | n/a | n/a | n/a | |
| MINK | Trapping | n/a | n/a | n/a | n/a | n/a | n/a | n/a | n/a | n/a | n/a | |
| MOOSE | General Season | 77 | 72 | 3 | 2 | 0 | 246 | 233 | 8 | 2 | 3 | |
| MUSKOX | Drawing | 46 | 12 | 33 | 1 | 0 | 0 | 0 | 0 | 0 | 0 | |
| MUSKOX | Registration | 55 | 53 | 2 | 0 | 0 | 0 | 0 | 0 | 0 | 0 | |
| OTTER | Trapping | 346 | 186 | 42 | 0 | 118 | n/a | n/a | n/a | n/a | n/a | |
| WOLF | Hunting/Trapping | 0 | 0 | 0 | 0 | 0 | n/a | n/a | n/a | n/a | n/a | |
| WOLVERINE | Hunting/Trapping | 8 | 4 | 1 | 0 | 3 | n/a | n/a | n/a | n/a | n/a | |
| **UNIT 18 TOTALS** | | | | | | | | | | | | |
| BEAVER | **TOTAL UNIT** | 605 | 279 | 42 | 0 | 284 | n/a | n/a | n/a | n/a | n/a | |
| BLACK BEAR | **TOTAL UNIT** | 1 | 0 | 1 | 0 | 0 | n/a | n/a | n/a | n/a | n/a | |
| BROWN BEAR | **TOTAL UNIT** | 11 | 7 | 0 | 3 | 1 | 87 | 87 | 0 | 0 | 0 | |
| CARIBOU | **TOTAL UNIT** | 87 | 87 | 0 | 0 | 0 | 264 | 264 | 0 | 0 | 0 | |
| COYOTE | **TOTAL UNIT** | 2 | 2 | n/a | n/a | n/a | n/a | n/a | n/a | n/a | n/a | |
| FOX | **TOTAL UNIT** | n/a | n/a | n/a | n/a | n/a | n/a | n/a | n/a | n/a | n/a | |
| LYNX | **TOTAL UNIT** | 18 | 4 | 14 | 0 | 0 | n/a | n/a | n/a | n/a | n/a | |
| MARTEN | **TOTAL UNIT** | 10 | 10 | 0 | 0 | 0 | n/a | n/a | n/a | n/a | n/a | |
| MINK | **TOTAL UNIT** | n/a | n/a | n/a | n/a | n/a | n/a | n/a | n/a | n/a | n/a | |
| MOOSE | **TOTAL UNIT** | 77 | 72 | 3 | 2 | 0 | 246 | 233 | 8 | 2 | 3 | |
| MUSKOX | **TOTAL UNIT** | 101 | 65 | 35 | 1 | 0 | 0 | 0 | 0 | 0 | 0 | |
| OTTER | **TOTAL UNIT** | 346 | 186 | 42 | 0 | 118 | n/a | n/a | n/a | n/a | n/a | |
| WOLF | **TOTAL UNIT** | 0 | 0 | 0 | 0 | 0 | n/a | n/a | n/a | n/a | n/a | |
| WOLVERINE | **TOTAL UNIT** | 8 | 4 | 1 | 0 | 3 | n/a | n/a | n/a | n/a | n/a | |

# 1992-93 HUNTER INFORMATION BY UNIT/SUBUNIT: UNIT 19

| SPECIES | TYPE | HUNT | SUCCESSFUL HUNTERS TOTAL | SUCCESSFUL HUNTERS UNIT RES | SUCCESSFUL HUNTERS OTHER STATE RES | SUCCESSFUL HUNTERS NON-RES | SUCCESSFUL HUNTERS UNKN. RES | UNSUCCESSFUL HUNTERS TOTAL | UNSUCCESSFUL HUNTERS UNIT RES | UNSUCCESSFUL HUNTERS OTHER STATE RES | UNSUCCESSFUL HUNTERS NON-RES | UNSUCCESSFUL HUNTERS UNKN. RES | PERCENT SUCCESSFUL TOTAL | PERCENT SUCCESSFUL UNIT RES | PERCENT SUCCESSFUL OTHER STATE RES | PERCENT SUCCESSFUL NON-RES | PERCENT SUCCESSFUL UNKN. RES | EFFORT TOTAL HUNTER DAYS | EFFORT AVG. HUNTER EFFORT |
|---|---|---|---|---|---|---|---|---|---|---|---|---|---|---|---|---|---|---|---|
| **Unit/Subunit 19A** | | | | | | | | | | | | | | | | | | | |
| BEAVER | Trapping | | 82 | 62 | 0 | 0 | 20 | n/a | n/a | n/a | n/a | n/a | n/a | n/a | 0.00 | 0.00 | n/a | n/a | n/a |
| BISON | Drawing | D0451 | 0 | 0 | 0 | 0 | 0 | 0 | 0 | 0 | 0 | 0 | 0.00 | 0.00 | 0.00 | 0.00 | 0.00 | 0 | 0.00 |
| BISON | Drawing | D0452 | 0 | 0 | 0 | 0 | 0 | 0 | 0 | 0 | 0 | 0 | 0.00 | 0.00 | 0.00 | 0.00 | 0.00 | 0 | 0.00 |
| BISON | **TOTAL SUBUNIT** | | 0 | 0 | 0 | 0 | 0 | 0 | 0 | 0 | 0 | 0 | | | | | | | |
| BLACK BEAR | General Season | | 1 | 0 | 1 | 0 | 0 | n/a | n/a | n/a | n/a | n/a | n/a | 0.00 | n/a | 0.00 | 0.00 | n/a | n/a |
| BROWN BEAR | General Season | | 9 | 2 | 1 | 6 | 0 | n/a | n/a | n/a | n/a | n/a | n/a | n/a | n/a | n/a | 0.00 | n/a | n/a |
| BROWN BEAR | Registration | WBB | 0 | 0 | 0 | 0 | 0 | 0 | 0 | 0 | 0 | 0 | 0.00 | 0.00 | 0.00 | 0.00 | 0.00 | 0 | 0.00 |
| BROWN BEAR | **TOTAL SUBUNIT** | | 9 | 2 | 1 | 6 | 0 | 0 | 0 | 0 | 0 | 0 | | | | | | | |
| CARIBOU | General Season | | 51 | 0 | 37 | 14 | 0 | n/a | n/a | n/a | n/a | n/a | n/a | 0.00 | n/a | n/a | 0.00 | n/a | n/a |
| COYOTE | Hunting/Trapping | | n/a | n/a | n/a | n/a | n/a | n/a | n/a | n/a | n/a | n/a | n/a | n/a | n/a | n/a | n/a | n/a | n/a |
| FOX | Hunting/Trapping | | n/a | n/a | n/a | n/a | n/a | n/a | n/a | n/a | n/a | n/a | n/a | n/a | n/a | n/a | n/a | n/a | n/a |
| LYNX | Hunting/Trapping | | 13 | 11 | 0 | 0 | 2 | n/a | n/a | n/a | n/a | n/a | n/a | n/a | 0.00 | 0.00 | n/a | n/a | n/a |
| MARTEN | Trapping | | n/a | n/a | n/a | n/a | n/a | n/a | n/a | n/a | n/a | n/a | n/a | n/a | n/a | n/a | n/a | n/a | n/a |
| MINK | Trapping | | n/a | n/a | n/a | n/a | n/a | n/a | n/a | n/a | n/a | n/a | n/a | n/a | n/a | n/a | n/a | n/a | n/a |
| MOOSE | General Season | | 175 | 47 | 94 | 11 | 23 | 81 | 30 | 35 | 10 | 6 | 68.36 | 61.04 | 72.87 | 52.38 | 79.31 | 1667 | 6.51 |
| MOOSE | Tier II | T0984 | n/a | n/a | n/a | n/a | n/a | n/a | n/a | n/a | n/a | n/a | n/a | n/a | n/a | n/a | n/a | n/a | n/a |
| MOOSE | **TOTAL SUBUNIT** | | 175 | 47 | 94 | 11 | 23 | 81 | 30 | 35 | 10 | 6 | | | | | | | |
| OTTER | Trapping | | 10 | 2 | 0 | 0 | 8 | n/a | n/a | n/a | n/a | n/a | n/a | n/a | 0.00 | 0.00 | n/a | n/a | n/a |
| SHEEP | General Season | | 0 | 0 | 0 | 0 | 0 | 0 | 0 | 0 | 0 | 0 | 0.00 | 0.00 | 0.00 | 0.00 | 0.00 | 0 | 0.00 |
| WOLF | Hunting/Trapping | | 13 | 8 | 2 | 0 | 3 | n/a | n/a | n/a | n/a | n/a | n/a | n/a | n/a | 0.00 | n/a | n/a | n/a |
| WOLVERINE | Hunting/Trapping | | 3 | 3 | 0 | 0 | 0 | n/a | n/a | n/a | n/a | n/a | n/a | n/a | 0.00 | 0.00 | 0.00 | n/a | n/a |
| **Unit/Subunit 19B** | | | | | | | | | | | | | | | | | | | |
| BEAVER | Trapping | | 8 | 0 | 3 | 0 | 5 | n/a | n/a | n/a | n/a | n/a | n/a | 0.00 | n/a | 0.00 | n/a | n/a | n/a |
| BISON | Drawing | D0451 | 0 | 0 | 0 | 0 | 0 | 0 | 0 | 0 | 0 | 0 | 0.00 | 0.00 | 0.00 | 0.00 | 0.00 | 0 | 0.00 |
| BISON | Drawing | D0452 | 0 | 0 | 0 | 0 | 0 | 0 | 0 | 0 | 0 | 0 | 0.00 | 0.00 | 0.00 | 0.00 | 0.00 | 0 | 0.00 |
| BISON | **TOTAL SUBUNIT** | | 0 | 0 | 0 | 0 | 0 | 0 | 0 | 0 | 0 | 0 | | | | | | | |
| BLACK BEAR | General Season | | 1 | 0 | 1 | 0 | 0 | n/a | n/a | n/a | n/a | n/a | n/a | 0.00 | n/a | 0.00 | 0.00 | n/a | n/a |
| BROWN BEAR | General Season | | 28 | 0 | 6 | 22 | 0 | n/a | n/a | n/a | n/a | n/a | n/a | 0.00 | n/a | n/a | 0.00 | n/a | n/a |
| BROWN BEAR | Registration | WBB | 0 | 0 | 0 | 0 | 0 | 0 | 0 | 0 | 0 | 0 | 0.00 | 0.00 | 0.00 | 0.00 | 0.00 | 0 | 0.00 |
| BROWN BEAR | **TOTAL SUBUNIT** | | 28 | 0 | 6 | 22 | 0 | 0 | 0 | 0 | 0 | 0 | | | | | | | |
| CARIBOU | General Season | | 323 | 0 | 134 | 189 | 0 | n/a | n/a | n/a | n/a | n/a | n/a | 0.00 | n/a | n/a | 0.00 | n/a | n/a |
| COYOTE | Hunting/Trapping | | n/a | n/a | n/a | n/a | n/a | n/a | n/a | n/a | n/a | n/a | n/a | n/a | n/a | n/a | n/a | n/a | n/a |
| FOX | Hunting/Trapping | | n/a | n/a | n/a | n/a | n/a | n/a | n/a | n/a | n/a | n/a | n/a | n/a | n/a | n/a | n/a | n/a | n/a |
| LYNX | Hunting/Trapping | | 1 | 0 | 1 | 0 | 0 | n/a | n/a | n/a | n/a | n/a | n/a | 0.00 | n/a | 0.00 | 0.00 | n/a | n/a |
| MARTEN | Trapping | | n/a | n/a | n/a | n/a | n/a | n/a | n/a | n/a | n/a | n/a | n/a | n/a | n/a | n/a | n/a | n/a | n/a |
| MINK | Trapping | | n/a | n/a | n/a | n/a | n/a | n/a | n/a | n/a | n/a | n/a | n/a | n/a | n/a | n/a | n/a | n/a | n/a |
| MOOSE | General Season | | 134 | 3 | 66 | 60 | 5 | 163 | 2 | 72 | 84 | 5 | 45.12 | 60.00 | 47.83 | 41.67 | 50.00 | 1967 | 6.62 |
| OTTER | Trapping | | 12 | 5 | 7 | 0 | 0 | n/a | n/a | n/a | n/a | n/a | n/a | n/a | n/a | 0.00 | 0.00 | n/a | n/a |
| SHEEP | General Season | | 3 | 0 | 0 | 3 | 0 | 2 | 0 | 2 | 0 | 0 | 60.00 | 0.00 | 0.00 | 100.00 | 0.00 | 40 | 8.00 |
| WOLF | Hunting/Trapping | | 5 | 2 | 1 | 1 | 1 | n/a | n/a | n/a | n/a | n/a | n/a | n/a | n/a | n/a | n/a | n/a | n/a |
| WOLVERINE | Hunting/Trapping | | 15 | 2 | 11 | 2 | 0 | n/a | n/a | n/a | n/a | n/a | n/a | n/a | n/a | n/a | 0.00 | n/a | n/a |
| **Unit/Subunit 19C** | | | | | | | | | | | | | | | | | | | |
| BEAVER | Trapping | | 11 | 7 | 0 | 0 | 4 | n/a | n/a | n/a | n/a | n/a | n/a | n/a | 0.00 | 0.00 | n/a | n/a | n/a |
| BISON | Drawing | D0451 | 4 | 0 | 4 | 0 | 0 | 14 | 0 | 14 | 0 | 0 | 22.22 | 0.00 | 22.22 | 0.00 | 0.00 | 139 | 7.72 |
| BISON | Drawing | D0452 | 9 | 1 | 8 | 0 | 0 | 6 | 0 | 6 | 0 | 0 | 60.00 | 100.00 | 57.14 | 0.00 | 0.00 | 53 | 3.53 |
| BISON | **TOTAL SUBUNIT** | | 13 | 1 | 12 | 0 | 0 | 20 | 0 | 20 | 0 | 0 | | | | | | | |

GMU - Hunter

# 1992-93 HUNTER INFORMATION BY UNIT/SUBUNIT: UNIT 19

| SPECIES | TYPE | HUNT | SUCCESSFUL HUNTERS TOTAL | UNIT RES | OTHER STATE RES | NON-RES | UNKN. RES | UNSUCCESSFUL HUNTERS TOTAL | UNIT RES | OTHER STATE RES | NON-RES | UNKN. RES | PERCENT SUCCESSFUL TOTAL | UNIT RES | OTHER STATE RES | NON-RES | UNKN. RES | EFFORT TOTAL HUNTER DAYS | EFFORT AVG. HUNTER EFFORT |
|---|---|---|---|---|---|---|---|---|---|---|---|---|---|---|---|---|---|---|---|
| **Unit/Subunit 19C** | | | | | | | | | | | | | | | | | | | |
| BLACK BEAR | General Season | | 4 | 0 | 3 | 1 | 0 | n/a | n/a | n/a | n/a | n/a | n/a | 0.00 | n/a | n/a | 0.00 | n/a | n/a |
| BROWN BEAR | General Season | | 15 | 0 | 3 | 12 | 0 | n/a | n/a | n/a | n/a | n/a | n/a | 0.00 | n/a | n/a | 0.00 | n/a | n/a |
| CARIBOU | General Season | | 116 | 0 | 59 | 56 | 1 | n/a | n/a | n/a | n/a | n/a | n/a | 0.00 | n/a | n/a | n/a | n/a | n/a |
| COYOTE | Hunting/Trapping | | n/a | n/a | n/a | n/a | n/a | n/a | n/a | n/a | n/a | n/a | n/a | n/a | n/a | n/a | n/a | n/a | n/a |
| FOX | Hunting/Trapping | | n/a | n/a | n/a | n/a | n/a | n/a | n/a | n/a | n/a | n/a | n/a | n/a | n/a | n/a | n/a | n/a | n/a |
| LYNX | Hunting/Trapping | | 12 | 2 | 4 | 0 | 6 | n/a | n/a | n/a | n/a | n/a | n/a | n/a | n/a | 0.00 | n/a | n/a | n/a |
| MARTEN | Trapping | | n/a | n/a | n/a | n/a | n/a | n/a | n/a | n/a | n/a | n/a | n/a | n/a | n/a | n/a | n/a | n/a | n/a |
| MINK | Trapping | | n/a | n/a | n/a | n/a | n/a | n/a | n/a | n/a | n/a | n/a | n/a | n/a | n/a | n/a | n/a | n/a | n/a |
| MOOSE | General Season | | 86 | 1 | 56 | 25 | 4 | 112 | 1 | 82 | 26 | 3 | 43.43 | 50.00 | 40.58 | 49.02 | 57.14 | 1246 | 6.29 |
| OTTER | Trapping | | 1 | 0 | 1 | 0 | 0 | n/a | n/a | n/a | n/a | n/a | n/a | 0.00 | n/a | 0.00 | 0.00 | n/a | n/a |
| SHEEP | General Season | | 106 | 0 | 37 | 62 | 7 | 78 | 2 | 54 | 20 | 2 | 57.61 | 0.00 | 40.66 | 75.61 | 77.78 | 996 | 5.41 |
| WOLF | Hunting/Trapping | | 10 | 1 | 1 | 1 | 7 | n/a | n/a | n/a | n/a | n/a | n/a | n/a | n/a | n/a | n/a | n/a | n/a |
| WOLVERINE | Hunting/Trapping | | 16 | 1 | 4 | 1 | 10 | n/a | n/a | n/a | n/a | n/a | n/a | n/a | n/a | n/a | n/a | n/a | n/a |
| **Unit/Subunit 19D** | | | | | | | | | | | | | | | | | | | |
| BEAVER | Trapping | | 27 | 20 | 5 | 0 | 2 | n/a | n/a | n/a | n/a | n/a | n/a | n/a | n/a | 0.00 | n/a | n/a | n/a |
| BISON | Drawing | D0451 | 1 | 0 | 1 | 0 | 0 | 1 | 0 | 1 | 0 | 0 | 50.00 | 0.00 | 50.00 | 0.00 | 0.00 | 20 | 10.00 |
| BISON | Drawing | D0452 | 0 | 0 | 0 | 0 | 0 | 0 | 0 | 0 | 0 | 0 | 0.00 | 0.00 | 0.00 | 0.00 | 0.00 | 0 | 0.00 |
| BISON | **TOTAL SUBUNIT** | | 1 | 0 | 1 | 0 | 0 | 1 | 0 | 1 | 0 | 0 | | | | | | | |
| BLACK BEAR | General Season | | 1 | 0 | 1 | 0 | 0 | n/a | n/a | n/a | n/a | n/a | n/a | 0.00 | n/a | 0.00 | 0.00 | n/a | n/a |
| BROWN BEAR | General Season | | 4 | 2 | 2 | 0 | 0 | n/a | n/a | n/a | n/a | n/a | n/a | n/a | n/a | 0.00 | 0.00 | n/a | n/a |
| CARIBOU | General Season | | 19 | 0 | 5 | 14 | 0 | n/a | n/a | n/a | n/a | n/a | n/a | 0.00 | n/a | n/a | 0.00 | n/a | n/a |
| COYOTE | Hunting/Trapping | | n/a | n/a | n/a | n/a | n/a | n/a | n/a | n/a | n/a | n/a | n/a | n/a | n/a | n/a | n/a | n/a | n/a |
| FOX | Hunting/Trapping | | n/a | n/a | n/a | n/a | n/a | n/a | n/a | n/a | n/a | n/a | n/a | n/a | n/a | n/a | n/a | n/a | n/a |
| LYNX | Hunting/Trapping | | 6 | 0 | 4 | 0 | 2 | n/a | n/a | n/a | n/a | n/a | n/a | 0.00 | n/a | 0.00 | n/a | n/a | n/a |
| MARTEN | Trapping | | n/a | n/a | n/a | n/a | n/a | n/a | n/a | n/a | n/a | n/a | n/a | n/a | n/a | n/a | n/a | n/a | n/a |
| MINK | Trapping | | n/a | n/a | n/a | n/a | n/a | n/a | n/a | n/a | n/a | n/a | n/a | n/a | n/a | n/a | n/a | n/a | n/a |
| MOOSE | General Season | | 108 | 51 | 37 | 11 | 9 | 163 | 86 | 56 | 18 | 3 | 39.85 | 37.23 | 39.78 | 37.93 | 75.00 | 2106 | 7.77 |
| OTTER | Trapping | | 4 | 3 | 0 | 0 | 1 | n/a | n/a | n/a | n/a | n/a | n/a | n/a | 0.00 | 0.00 | n/a | n/a | n/a |
| SHEEP | General Season | | 0 | 0 | 0 | 0 | 0 | 0 | 0 | 0 | 0 | 0 | 0.00 | 0.00 | 0.00 | 0.00 | 0.00 | 0 | 0.00 |
| WOLF | Hunting/Trapping | | 3 | 0 | 2 | 0 | 1 | n/a | n/a | n/a | n/a | n/a | n/a | 0.00 | n/a | 0.00 | n/a | n/a | n/a |
| WOLVERINE | Hunting/Trapping | | 7 | 6 | 0 | 0 | 1 | n/a | n/a | n/a | n/a | n/a | n/a | n/a | 0.00 | 0.00 | n/a | n/a | n/a |
| **Unit/Subunit 19Z** | | | | | | | | | | | | | | | | | | | |
| BISON | Drawing | D0451 | 0 | 0 | 0 | 0 | 0 | 1 | 0 | 1 | 0 | 0 | 0.00 | 0.00 | 0.00 | 0.00 | 0.00 | 6 | 6.00 |
| MOOSE | General Season | | 8 | 0 | 1 | 7 | 0 | 29 | 6 | 12 | 11 | 0 | 21.62 | 0.00 | 7.69 | 38.89 | 0.00 | 217 | 5.86 |
| SHEEP | General Season | | 1 | 0 | 0 | 1 | 0 | 3 | 0 | 1 | 2 | 0 | 25.00 | 0.00 | 0.00 | 33.33 | 0.00 | 29 | 7.25 |
| WOLF | Hunting/Trapping | | 2 | 2 | 0 | 0 | 0 | n/a | n/a | n/a | n/a | n/a | n/a | n/a | 0.00 | 0.00 | 0.00 | n/a | n/a |
| WOLVERINE | Hunting/Trapping | | 1 | 1 | 0 | 0 | 0 | n/a | n/a | n/a | n/a | n/a | n/a | n/a | 0.00 | 0.00 | 0.00 | n/a | n/a |

# 1992-93 HUNTER INFORMATION BY UNIT/SUBUNIT: UNIT 19

| SPECIES | TYPE | HUNT TOTAL | SUCCESSFUL HUNTERS UNIT RES | SUCCESSFUL HUNTERS OTHER STATE RES | SUCCESSFUL HUNTERS NON-RES | SUCCESSFUL HUNTERS UNKN. RES | UNSUCCESSFUL HUNTERS TOTAL | UNSUCCESSFUL HUNTERS UNIT RES | UNSUCCESSFUL HUNTERS OTHER STATE RES | UNSUCCESSFUL HUNTERS NON-RES | UNSUCCESSFUL HUNTERS UNKN. RES |
|---|---|---|---|---|---|---|---|---|---|---|---|
| **UNIT 19 TOTALS FOR SPECIES AND HUNT TYPE** | | | | | | | | | | | |
| BEAVER | Trapping | 128 | 89 | 8 | 0 | 31 | n/a | n/a | n/a | n/a | n/a |
| BISON | Drawing | 14 | 1 | 13 | 0 | 0 | 22 | 0 | 22 | 0 | 0 |
| BLACK BEAR | General Season | 7 | 0 | 6 | 1 | 0 | n/a | n/a | n/a | n/a | n/a |
| BROWN BEAR | General Season | 56 | 4 | 12 | 40 | 0 | n/a | n/a | n/a | n/a | n/a |
| BROWN BEAR | Registration | 0 | 0 | 0 | 0 | 0 | 0 | 0 | 0 | 0 | 0 |
| CARIBOU | General Season | 509 | 0 | 235 | 273 | 1 | n/a | n/a | n/a | n/a | n/a |
| COYOTE | Hunting/Trapping | n/a | n/a | n/a | n/a | n/a | n/a | n/a | n/a | n/a | n/a |
| FOX | Hunting/Trapping | n/a | n/a | n/a | n/a | n/a | n/a | n/a | n/a | n/a | n/a |
| LYNX | Hunting/Trapping | 32 | 13 | 9 | 0 | 10 | n/a | n/a | n/a | n/a | n/a |
| MARTEN | Trapping | n/a | n/a | n/a | n/a | n/a | n/a | n/a | n/a | n/a | n/a |
| MINK | Trapping | n/a | n/a | n/a | n/a | n/a | n/a | n/a | n/a | n/a | n/a |
| MOOSE | General Season | 511 | 102 | 254 | 114 | 41 | 548 | 125 | 257 | 149 | 17 |
| MOOSE | Tier II | n/a | n/a | n/a | n/a | n/a | n/a | n/a | n/a | n/a | n/a |
| OTTER | Trapping | 27 | 10 | 8 | 0 | 9 | n/a | n/a | n/a | n/a | n/a |
| SHEEP | General Season | 110 | 0 | 37 | 66 | 7 | 83 | 2 | 57 | 22 | 2 |
| WOLF | Hunting/Trapping | 33 | 13 | 6 | 2 | 12 | n/a | n/a | n/a | n/a | n/a |
| WOLVERINE | Hunting/Trapping | 42 | 13 | 15 | 3 | 11 | n/a | n/a | n/a | n/a | n/a |
| **UNIT 19 TOTALS** | | | | | | | | | | | |
| BEAVER | **TOTAL UNIT** | 128 | 89 | 8 | 0 | 31 | n/a | n/a | n/a | n/a | n/a |
| BISON | **TOTAL UNIT** | 14 | 1 | 13 | 0 | 0 | 22 | 0 | 22 | 0 | 0 |
| BLACK BEAR | **TOTAL UNIT** | 7 | 0 | 6 | 1 | 0 | n/a | n/a | n/a | n/a | n/a |
| BROWN BEAR | **TOTAL UNIT** | 56 | 4 | 12 | 40 | 0 | 0 | 0 | 0 | 0 | 0 |
| CARIBOU | **TOTAL UNIT** | 509 | 0 | 235 | 273 | 1 | n/a | n/a | n/a | n/a | n/a |
| COYOTE | **TOTAL UNIT** | n/a | n/a | n/a | n/a | n/a | n/a | n/a | n/a | n/a | n/a |
| FOX | **TOTAL UNIT** | n/a | n/a | n/a | n/a | n/a | n/a | n/a | n/a | n/a | n/a |
| LYNX | **TOTAL UNIT** | 32 | 13 | 9 | 0 | 10 | n/a | n/a | n/a | n/a | n/a |
| MARTEN | **TOTAL UNIT** | n/a | n/a | n/a | n/a | n/a | n/a | n/a | n/a | n/a | n/a |
| MINK | **TOTAL UNIT** | n/a | n/a | n/a | n/a | n/a | n/a | n/a | n/a | n/a | n/a |
| MOOSE | **TOTAL UNIT** | 511 | 102 | 254 | 114 | 41 | 548 | 125 | 257 | 149 | 17 |
| OTTER | **TOTAL UNIT** | 27 | 10 | 8 | 0 | 9 | n/a | n/a | n/a | n/a | n/a |
| SHEEP | **TOTAL UNIT** | 110 | 0 | 37 | 66 | 7 | 83 | 2 | 57 | 22 | 2 |
| WOLF | **TOTAL UNIT** | 33 | 13 | 6 | 2 | 12 | n/a | n/a | n/a | n/a | n/a |
| WOLVERINE | **TOTAL UNIT** | 42 | 13 | 15 | 3 | 11 | n/a | n/a | n/a | n/a | n/a |

# 1992-93 HUNTER INFORMATION BY UNIT/SUBUNIT: UNIT 20

| SPECIES | TYPE | HUNT | SUCCESSFUL HUNTERS TOTAL | UNIT RES | OTHER STATE RES | NON-RES | UNKN. RES | UNSUCCESSFUL HUNTERS TOTAL | UNIT RES | OTHER STATE RES | NON-RES | UNKN. RES | PERCENT SUCCESSFUL TOTAL | UNIT RES | OTHER STATE RES | NON-RES | UNKN. RES | EFFORT TOTAL HUNTER DAYS | EFFORT AVG. HUNTER EFFORT |
|---|---|---|---|---|---|---|---|---|---|---|---|---|---|---|---|---|---|---|---|
| **Unit/Subunit 20A** | | | | | | | | | | | | | | | | | | | |
| BEAVER | Trapping | | 68 | 67 | 0 | 0 | 1 | n/a | n/a | n/a | n/a | n/a | n/a | n/a | 0.00 | 0.00 | n/a | n/a | n/a |
| BLACK BEAR | General Season | | 60 | 47 | 3 | 8 | 2 | n/a | n/a | n/a | n/a | n/a | n/a | n/a | n/a | n/a | n/a | n/a | n/a |
| BROWN BEAR | General Season | | 25 | 9 | 5 | 10 | 1 | n/a | n/a | n/a | n/a | n/a | n/a | n/a | n/a | n/a | n/a | n/a | n/a |
| CARIBOU | General Season | | n/a | n/a | n/a | n/a | n/a | n/a | n/a | n/a | n/a | n/a | n/a | n/a | n/a | n/a | n/a | n/a | n/a |
| COYOTE | Hunting/Trapping | | n/a | n/a | n/a | n/a | n/a | n/a | n/a | n/a | n/a | n/a | n/a | n/a | n/a | n/a | n/a | n/a | n/a |
| FOX | Hunting/Trapping | | n/a | n/a | n/a | n/a | n/a | n/a | n/a | n/a | n/a | n/a | n/a | n/a | n/a | n/a | n/a | n/a | n/a |
| LYNX | Hunting/Trapping | | 78 | 71 | 3 | 2 | 2 | n/a | n/a | n/a | n/a | n/a | n/a | n/a | n/a | n/a | n/a | n/a | n/a |
| MARTEN | Trapping | | n/a | n/a | n/a | n/a | n/a | n/a | n/a | n/a | n/a | n/a | n/a | n/a | n/a | n/a | n/a | n/a | n/a |
| MINK | Trapping | | n/a | n/a | n/a | n/a | n/a | n/a | n/a | n/a | n/a | n/a | n/a | n/a | n/a | n/a | n/a | n/a | n/a |
| MOOSE | General Season | | 246 | 150 | 51 | 32 | 13 | 736 | 549 | 113 | 59 | 15 | 25.05 | 21.46 | 31.10 | 35.16 | 46.43 | 5994 | 6.10 |
| OTTER | Trapping | | 6 | 3 | 3 | 0 | 0 | n/a | n/a | n/a | n/a | n/a | n/a | n/a | n/a | 0.00 | 0.00 | n/a | n/a |
| SHEEP | General Season | | 62 | 21 | 14 | 24 | 3 | 168 | 102 | 45 | 20 | 1 | 26.96 | 17.07 | 23.73 | 54.55 | 75.00 | 1246 | 5.42 |
| WOLF | Hunting/Trapping | | 56 | 51 | 1 | 1 | 3 | n/a | n/a | n/a | n/a | n/a | n/a | n/a | n/a | n/a | n/a | n/a | n/a |
| WOLVERINE | Hunting/Trapping | | 7 | 5 | 1 | 0 | 1 | n/a | n/a | n/a | n/a | n/a | n/a | n/a | n/a | 0.00 | n/a | n/a | n/a |
| **Unit/Subunit 20B** | | | | | | | | | | | | | | | | | | | |
| BEAVER | Trapping | | 291 | 263 | 19 | 5 | 4 | n/a | n/a | n/a | n/a | n/a | n/a | n/a | n/a | n/a | n/a | n/a | n/a |
| BLACK BEAR | General Season | | 156 | 134 | 4 | 13 | 5 | n/a | n/a | n/a | n/a | n/a | n/a | n/a | n/a | n/a | n/a | n/a | n/a |
| BROWN BEAR | General Season | | 10 | 6 | 0 | 1 | 3 | n/a | n/a | n/a | n/a | n/a | n/a | n/a | 0.00 | n/a | n/a | n/a | n/a |
| CARIBOU | General Season | | n/a | n/a | n/a | n/a | n/a | n/a | n/a | n/a | n/a | n/a | n/a | n/a | n/a | n/a | n/a | n/a | n/a |
| CARIBOU | Drawing | D0577 | 1 | 1 | 0 | 0 | 0 | 7 | 5 | 1 | 0 | 1 | 12.50 | 16.67 | 0.00 | 0.00 | 0.00 | 25 | 3.13 |
| CARIBOU | Drawing | D0578 | 0 | 0 | 0 | 0 | 0 | 3 | 0 | 3 | 0 | 0 | 0.00 | 0.00 | 0.00 | 0.00 | 0.00 | 3 | 1.00 |
| CARIBOU | **TOTAL SUBUNIT** | | 1 | 1 | 0 | 0 | 0 | 10 | 5 | 4 | 0 | 1 | | | | | | | |
| COYOTE | Hunting/Trapping | | n/a | n/a | n/a | n/a | n/a | n/a | n/a | n/a | n/a | n/a | n/a | n/a | n/a | n/a | n/a | n/a | n/a |
| FOX | Hunting/Trapping | | n/a | n/a | n/a | n/a | n/a | n/a | n/a | n/a | n/a | n/a | n/a | n/a | n/a | n/a | n/a | n/a | n/a |
| LYNX | Hunting/Trapping | | 94 | 72 | 12 | 0 | 10 | n/a | n/a | n/a | n/a | n/a | n/a | n/a | n/a | 0.00 | n/a | n/a | n/a |
| MARTEN | Trapping | | n/a | n/a | n/a | n/a | n/a | n/a | n/a | n/a | n/a | n/a | n/a | n/a | n/a | n/a | n/a | n/a | n/a |
| MINK | Trapping | | n/a | n/a | n/a | n/a | n/a | n/a | n/a | n/a | n/a | n/a | n/a | n/a | n/a | n/a | n/a | n/a | n/a |
| MOOSE | General Season | | 277 | 229 | 24 | 15 | 9 | 2059 | 1726 | 114 | 166 | 53 | 11.86 | 11.71 | 17.39 | 8.29 | 14.52 | 13665 | 5.85 |
| MOOSE | Federal | R0980 | 4 | 4 | 0 | 0 | 0 | 6 | 6 | 0 | 0 | 0 | 40.00 | 40.00 | 0.00 | 0.00 | 0.00 | 72 | 7.20 |
| MOOSE | Tier II | T0985 | 42 | 41 | 1 | 0 | 0 | 66 | 64 | 2 | 0 | 0 | 38.89 | 39.05 | 33.33 | 0.00 | 0.00 | 705 | 6.53 |
| MOOSE | Registration | R0986 | 23 | 23 | 0 | 0 | 0 | 293 | 263 | 15 | 13 | 2 | 7.28 | 8.04 | 0.00 | 0.00 | 0.00 | 2437 | 7.71 |
| MOOSE | **TOTAL SUBUNIT** | | 346 | 297 | 25 | 15 | 9 | 2424 | 2059 | 131 | 179 | 55 | | | | | | | |
| OTTER | Trapping | | 14 | 6 | 6 | 0 | 2 | n/a | n/a | n/a | n/a | n/a | n/a | n/a | n/a | 0.00 | n/a | n/a | n/a |
| SHEEP | General Season | | 1 | 1 | 0 | 0 | 0 | 9 | 9 | 0 | 0 | 0 | 10.00 | 10.00 | 0.00 | 0.00 | 0.00 | 47 | 4.70 |
| WOLF | Hunting/Trapping | | 47 | 42 | 0 | 2 | 3 | n/a | n/a | n/a | n/a | n/a | n/a | n/a | 0.00 | n/a | n/a | n/a | n/a |
| WOLVERINE | Hunting/Trapping | | 5 | 4 | 1 | 0 | 0 | n/a | n/a | n/a | n/a | n/a | n/a | n/a | n/a | 0.00 | 0.00 | n/a | n/a |
| **Unit/Subunit 20C** | | | | | | | | | | | | | | | | | | | |
| BEAVER | Trapping | | 76 | 69 | 4 | 0 | 3 | n/a | n/a | n/a | n/a | n/a | n/a | n/a | n/a | 0.00 | n/a | n/a | n/a |
| BLACK BEAR | General Season | | 21 | 18 | 2 | 1 | 0 | n/a | n/a | n/a | n/a | n/a | n/a | n/a | n/a | n/a | 0.00 | n/a | n/a |
| BROWN BEAR | General Season | | 2 | 1 | 0 | 1 | 0 | n/a | n/a | n/a | n/a | n/a | n/a | n/a | 0.00 | n/a | 0.00 | n/a | n/a |
| COYOTE | Hunting/Trapping | | n/a | n/a | n/a | n/a | n/a | n/a | n/a | n/a | n/a | n/a | n/a | n/a | n/a | n/a | n/a | n/a | n/a |
| FOX | Hunting/Trapping | | n/a | n/a | n/a | n/a | n/a | n/a | n/a | n/a | n/a | n/a | n/a | n/a | n/a | n/a | n/a | n/a | n/a |
| LYNX | Hunting/Trapping | | 53 | 43 | 5 | 0 | 5 | n/a | n/a | n/a | n/a | n/a | n/a | n/a | n/a | 0.00 | n/a | n/a | n/a |
| MARTEN | Trapping | | n/a | n/a | n/a | n/a | n/a | n/a | n/a | n/a | n/a | n/a | n/a | n/a | n/a | n/a | n/a | n/a | n/a |
| MINK | Trapping | | n/a | n/a | n/a | n/a | n/a | n/a | n/a | n/a | n/a | n/a | n/a | n/a | n/a | n/a | n/a | n/a | n/a |

# 1992-93 HUNTER INFORMATION BY UNIT/SUBUNIT: UNIT 20

| SPECIES | TYPE | HUNT | SUCCESSFUL HUNTERS TOTAL | UNIT RES | OTHER STATE RES | NON-RES | UNKN. RES | UNSUCCESSFUL HUNTERS TOTAL | UNIT RES | OTHER STATE RES | NON-RES | UNKN. RES | PERCENT SUCCESSFUL TOTAL | UNIT RES | OTHER STATE RES | NON-RES | UNKN. RES | EFFORT TOTAL HUNTER DAYS | EFFORT AVG. HUNTER EFFORT |
|---|---|---|---|---|---|---|---|---|---|---|---|---|---|---|---|---|---|---|---|
| **Unit/Subunit 20C** | | | | | | | | | | | | | | | | | | | |
| MOOSE | General Season | | 66 | 43 | 13 | 5 | 5 | 245 | 183 | 45 | 9 | 8 | 21.22 | 19.03 | 22.41 | 35.71 | 38.46 | 2057 | 6.61 |
| OTTER | Trapping | | 3 | 3 | 0 | 0 | 0 | n/a | n/a | n/a | n/a | n/a | n/a | n/a | 0.00 | 0.00 | 0.00 | n/a | n/a |
| SHEEP | General Season | | 0 | 0 | 0 | 0 | 0 | 1 | 0 | 1 | 0 | 0 | 0.00 | 0.00 | 0.00 | 0.00 | 0.00 | 3 | 3.00 |
| WOLF | Hunting/Trapping | | 15 | 15 | 0 | 0 | 0 | n/a | n/a | n/a | n/a | n/a | n/a | n/a | 0.00 | 0.00 | 0.00 | n/a | n/a |
| WOLVERINE | Hunting/Trapping | | 2 | 2 | 0 | 0 | 0 | n/a | n/a | n/a | n/a | n/a | n/a | n/a | 0.00 | 0.00 | 0.00 | n/a | n/a |
| **Unit/Subunit 20D** | | | | | | | | | | | | | | | | | | | |
| BEAVER | Trapping | | 6 | 3 | 0 | 0 | 3 | n/a | n/a | n/a | n/a | n/a | n/a | n/a | 0.00 | 0.00 | n/a | n/a | n/a |
| BISON | Drawing | D0403 | 76 | 19 | 55 | 1 | 1 | 1 | 0 | 1 | 0 | 0 | 98.70 | 100.00 | 98.21 | 100.00 | 100.00 | 174 | 2.26 |
| BISON | Drawing | D0404 | 20 | 9 | 10 | 0 | 1 | 0 | 0 | 0 | 0 | 0 | 100.00 | 100.00 | 100.00 | 0.00 | 100.00 | 38 | 1.90 |
| BISON | **TOTAL SUBUNIT** | | 96 | 28 | 65 | 1 | 2 | 1 | 0 | 1 | 0 | 0 | | | | | | | |
| BLACK BEAR | General Season | | 19 | 11 | 1 | 3 | 4 | n/a | n/a | n/a | n/a | n/a | n/a | n/a | n/a | n/a | n/a | n/a | n/a |
| BROWN BEAR | General Season | | 10 | 6 | 4 | 0 | 0 | n/a | n/a | n/a | n/a | n/a | n/a | n/a | n/a | 0.00 | 0.00 | n/a | n/a |
| COYOTE | Hunting/Trapping | | n/a | n/a | n/a | n/a | n/a | n/a | n/a | n/a | n/a | n/a | n/a | n/a | n/a | n/a | n/a | n/a | n/a |
| FOX | Hunting/Trapping | | n/a | n/a | n/a | n/a | n/a | n/a | n/a | n/a | n/a | n/a | n/a | n/a | n/a | n/a | n/a | n/a | n/a |
| LYNX | Hunting/Trapping | | 96 | 57 | 11 | 0 | 28 | n/a | n/a | n/a | n/a | n/a | n/a | n/a | n/a | 0.00 | n/a | n/a | n/a |
| MARTEN | Trapping | | 0 | 0 | 0 | 0 | 0 | n/a | n/a | n/a | n/a | n/a | 0.00 | 0.00 | 0.00 | 0.00 | 0.00 | n/a | n/a |
| MINK | Trapping | | n/a | n/a | n/a | n/a | n/a | n/a | n/a | n/a | n/a | n/a | n/a | n/a | n/a | n/a | n/a | n/a | n/a |
| MOOSE | General Season | | 143 | 107 | 25 | 8 | 3 | 575 | 464 | 60 | 37 | 14 | 19.92 | 18.74 | 29.41 | 17.78 | 17.65 | 4256 | 5.93 |
| MOOSE | Tier II | T0987 | 1 | 1 | 0 | 0 | 0 | 10 | 6 | 4 | 0 | 0 | 9.09 | 14.29 | 0.00 | 0.00 | 0.00 | 99 | 9.00 |
| MOOSE | **TOTAL SUBUNIT** | | 144 | 108 | 25 | 8 | 3 | 585 | 470 | 64 | 37 | 14 | | | | | | | |
| OTTER | Trapping | | 0 | 0 | 0 | 0 | 0 | n/a | n/a | n/a | n/a | n/a | 0.00 | 0.00 | 0.00 | 0.00 | 0.00 | n/a | n/a |
| SHEEP | Drawing | D1102 | 12 | 6 | 5 | 1 | 0 | 12 | 7 | 3 | 2 | 0 | 50.00 | 46.15 | 62.50 | 33.33 | 0.00 | 161 | 6.71 |
| SHEEP | Drawing | D1103 | 19 | 11 | 8 | 0 | 0 | 30 | 15 | 12 | 2 | 1 | 38.78 | 42.31 | 40.00 | 0.00 | 0.00 | 257 | 5.24 |
| SHEEP | Drawing | D1104 | 21 | 11 | 8 | 2 | 0 | 33 | 22 | 11 | 0 | 0 | 38.89 | 33.33 | 42.11 | 100.00 | 0.00 | 304 | 5.63 |
| SHEEP | Drawing | D1106 | 0 | 0 | 0 | 0 | 0 | 2 | 2 | 0 | 0 | 0 | 0.00 | 0.00 | 0.00 | 0.00 | 0.00 | 10 | 5.00 |
| SHEEP | **TOTAL SUBUNIT** | | 52 | 28 | 21 | 3 | 0 | 77 | 46 | 26 | 4 | 1 | | | | | | | |
| WOLF | Hunting/Trapping | | 11 | 5 | 6 | 0 | 0 | n/a | n/a | n/a | n/a | n/a | n/a | n/a | n/a | 0.00 | 0.00 | n/a | n/a |
| WOLVERINE | Hunting/Trapping | | 6 | 4 | 1 | 0 | 1 | n/a | n/a | n/a | n/a | n/a | n/a | n/a | n/a | 0.00 | n/a | n/a | n/a |
| **Unit/Subunit 20E** | | | | | | | | | | | | | | | | | | | |
| BEAVER | Trapping | | 6 | 6 | 0 | 0 | 0 | n/a | n/a | n/a | n/a | n/a | n/a | n/a | 0.00 | 0.00 | 0.00 | n/a | n/a |
| BLACK BEAR | General Season | | 18 | 6 | 10 | 2 | 0 | n/a | n/a | n/a | n/a | n/a | n/a | n/a | n/a | n/a | 0.00 | n/a | n/a |
| BROWN BEAR | General Season | | 14 | 0 | 12 | 2 | 0 | n/a | n/a | n/a | n/a | n/a | n/a | 0.00 | n/a | n/a | 0.00 | n/a | n/a |
| CARIBOU | General Season | | n/a | n/a | n/a | n/a | n/a | n/a | n/a | n/a | n/a | n/a | n/a | n/a | n/a | n/a | n/a | n/a | n/a |
| CARIBOU | Federal | R0520 | 15 | 8 | 7 | 0 | 0 | 28 | 11 | 17 | 0 | 0 | 34.88 | 42.11 | 29.17 | 0.00 | 0.00 | 164 | 3.81 |
| CARIBOU | Federal | R0575 | 56 | 24 | 31 | 0 | 1 | 98 | 43 | 55 | 0 | 0 | 36.36 | 35.82 | 36.05 | 0.00 | 100.00 | 403 | 2.62 |
| CARIBOU | Registration | R0575 | 266 | 139 | 123 | 0 | 4 | 525 | 245 | 273 | 0 | 7 | 33.63 | 36.20 | 31.06 | 0.00 | 36.36 | 1716 | 2.17 |
| CARIBOU | **TOTAL HUNT** | 0575 | 322 | 163 | 154 | 0 | 5 | 623 | 288 | 328 | 0 | 7 | | | | | | | |
| CARIBOU | **TOTAL SUBUNIT** | | 337 | 171 | 161 | 0 | 5 | 651 | 299 | 345 | 0 | 7 | | | | | | | |

# 1992-93 HUNTER INFORMATION BY UNIT/SUBUNIT: UNIT 20

| SPECIES | TYPE | HUNT | SUCCESSFUL HUNTERS TOTAL | UNIT RES | OTHER STATE RES | NON-RES | UNKN. RES | UNSUCCESSFUL HUNTERS TOTAL | UNIT RES | OTHER STATE RES | NON-RES | UNKN. RES | PERCENT SUCCESSFUL TOTAL | UNIT RES | OTHER STATE RES | NON-RES | UNKN. RES | EFFORT TOTAL HUNTER DAYS | EFFORT AVG. HUNTER EFFORT |
|---|---|---|---|---|---|---|---|---|---|---|---|---|---|---|---|---|---|---|---|
| **Unit/Subunit 20E** | | | | | | | | | | | | | | | | | | | |
| COYOTE | Hunting/Trapping | | n/a | n/a | n/a | n/a | n/a | n/a | n/a | n/a | n/a | n/a | n/a | n/a | n/a | n/a | n/a | n/a | n/a |
| FOX | Hunting/Trapping | | n/a | n/a | n/a | n/a | n/a | n/a | n/a | n/a | n/a | n/a | n/a | n/a | n/a | n/a | n/a | n/a | n/a |
| LYNX | Hunting/Trapping | | 97 | 23 | 28 | 0 | 46 | n/a | n/a | n/a | n/a | n/a | n/a | n/a | n/a | 0.00 | n/a | n/a | n/a |
| MARTEN | Trapping | | n/a | n/a | n/a | n/a | n/a | n/a | n/a | n/a | n/a | n/a | n/a | n/a | n/a | n/a | n/a | n/a | n/a |
| MINK | Trapping | | n/a | n/a | n/a | n/a | n/a | n/a | n/a | n/a | n/a | n/a | n/a | n/a | n/a | n/a | n/a | n/a | n/a |
| MOOSE | General Season | | 69 | 15 | 45 | 4 | 5 | 220 | 52 | 135 | 9 | 24 | 23.88 | 22.39 | 25.00 | 30.77 | 17.24 | 1981 | 6.85 |
| OTTER | Trapping | | 0 | 0 | 0 | 0 | 0 | n/a | n/a | n/a | n/a | n/a | 0.00 | 0.00 | 0.00 | 0.00 | 0.00 | n/a | n/a |
| SHEEP | General Season | | 1 | 1 | 0 | 0 | 0 | 4 | 1 | 3 | 0 | 0 | 20.00 | 50.00 | 0.00 | 0.00 | 0.00 | 36 | 7.20 |
| SHEEP | Drawing | D1106 | 2 | 0 | 0 | 2 | 0 | 0 | 0 | 0 | 0 | 0 | 100.00 | 0.00 | 0.00 | 100.00 | 0.00 | 9 | 4.50 |
| SHEEP | Drawing | D1107 | 0 | 0 | 0 | 0 | 0 | 2 | 2 | 0 | 0 | 0 | 0.00 | 0.00 | 0.00 | 0.00 | 0.00 | 15 | 7.50 |
| SHEEP | Drawing | D1108 | 0 | 0 | 0 | 0 | 0 | 1 | 1 | 0 | 0 | 0 | 0.00 | 0.00 | 0.00 | 0.00 | 0.00 | 15 | 15.00 |
| SHEEP | **TOTAL SUBUNIT** | | 3 | 1 | 0 | 2 | 0 | 7 | 4 | 3 | 0 | 0 | | | | | | | |
| WOLF | Hunting/Trapping | | 57 | 21 | 36 | 0 | 0 | n/a | n/a | n/a | n/a | n/a | n/a | n/a | n/a | 0.00 | 0.00 | n/a | n/a |
| WOLVERINE | Hunting/Trapping | | 4 | 1 | 3 | 0 | 0 | n/a | n/a | n/a | n/a | n/a | n/a | n/a | n/a | 0.00 | 0.00 | n/a | n/a |
| **Unit/Subunit 20F** | | | | | | | | | | | | | | | | | | | |
| BEAVER | Trapping | | 10 | 10 | 0 | 0 | 0 | n/a | n/a | n/a | n/a | n/a | n/a | n/a | 0.00 | 0.00 | 0.00 | n/a | n/a |
| BLACK BEAR | General Season | | 39 | 27 | 3 | 5 | 4 | n/a | n/a | n/a | n/a | n/a | n/a | n/a | n/a | n/a | n/a | n/a | n/a |
| BROWN BEAR | General Season | | 2 | 1 | 1 | 0 | 0 | n/a | n/a | n/a | n/a | n/a | n/a | n/a | n/a | 0.00 | 0.00 | n/a | n/a |
| CARIBOU | General Season | | n/a | n/a | n/a | n/a | n/a | n/a | n/a | n/a | n/a | n/a | n/a | n/a | n/a | n/a | n/a | n/a | n/a |
| CARIBOU | Drawing | D0577 | 0 | 0 | 0 | 0 | 0 | 1 | 0 | 1 | 0 | 0 | 0.00 | 0.00 | 0.00 | 0.00 | 0.00 | 2 | 2.00 |
| CARIBOU | Drawing | D0578 | 0 | 0 | 0 | 0 | 0 | 0 | 0 | 0 | 0 | 0 | 0.00 | 0.00 | 0.00 | 0.00 | 0.00 | 0 | 0.00 |
| CARIBOU | **TOTAL SUBUNIT** | | 0 | 0 | 0 | 0 | 0 | 1 | 0 | 1 | 0 | 0 | | | | | | | |
| COYOTE | Hunting/Trapping | | n/a | n/a | n/a | n/a | n/a | n/a | n/a | n/a | n/a | n/a | n/a | n/a | n/a | n/a | n/a | n/a | n/a |
| FOX | Hunting/Trapping | | n/a | n/a | n/a | n/a | n/a | n/a | n/a | n/a | n/a | n/a | n/a | n/a | n/a | n/a | n/a | n/a | n/a |
| LYNX | Hunting/Trapping | | 25 | 14 | 2 | 0 | 9 | n/a | n/a | n/a | n/a | n/a | n/a | n/a | n/a | 0.00 | n/a | n/a | n/a |
| MARTEN | Trapping | | n/a | n/a | n/a | n/a | n/a | n/a | n/a | n/a | n/a | n/a | n/a | n/a | n/a | n/a | n/a | n/a | n/a |
| MINK | Trapping | | n/a | n/a | n/a | n/a | n/a | n/a | n/a | n/a | n/a | n/a | n/a | n/a | n/a | n/a | n/a | n/a | n/a |
| MOOSE | General Season | | 27 | 20 | 5 | 0 | 2 | 104 | 83 | 18 | 1 | 2 | 20.61 | 19.42 | 21.74 | 0.00 | 50.00 | 749 | 5.72 |
| MOOSE | Federal | R0990 | 0 | 0 | 0 | 0 | 0 | 3 | 3 | 0 | 0 | 0 | 0.00 | 0.00 | 0.00 | 0.00 | 0.00 | 19 | 6.33 |
| MOOSE | **TOTAL SUBUNIT** | | 27 | 20 | 5 | 0 | 2 | 107 | 86 | 18 | 1 | 2 | | | | | | | |
| OTTER | Trapping | | 0 | 0 | 0 | 0 | 0 | n/a | n/a | n/a | n/a | n/a | 0.00 | 0.00 | 0.00 | 0.00 | 0.00 | n/a | n/a |
| SHEEP | General Season | | 0 | 0 | 0 | 0 | 0 | 0 | 0 | 0 | 0 | 0 | 0.00 | 0.00 | 0.00 | 0.00 | 0.00 | 0 | 0.00 |
| WOLF | Hunting/Trapping | | 2 | 1 | 0 | 0 | 1 | n/a | n/a | n/a | n/a | n/a | n/a | n/a | 0.00 | 0.00 | n/a | n/a | n/a |
| WOLVERINE | Hunting/Trapping | | 3 | 3 | 0 | 0 | 0 | n/a | n/a | n/a | n/a | n/a | n/a | n/a | 0.00 | 0.00 | 0.00 | n/a | n/a |
| **Unit/Subunit 20Z** | | | | | | | | | | | | | | | | | | | |
| MOOSE | General Season | | 10 | 9 | 0 | 1 | 0 | 51 | 36 | 7 | 5 | 3 | 16.39 | 20.00 | 0.00 | 16.67 | 0.00 | 436 | 7.15 |
| MOOSE | Federal | R0980 | 0 | 0 | 0 | 0 | 0 | 1 | 1 | 0 | 0 | 0 | 0.00 | 0.00 | 0.00 | 0.00 | 0.00 | 5 | 5.00 |
| MOOSE | **TOTAL SUBUNIT** | | 10 | 9 | 0 | 1 | 0 | 52 | 37 | 7 | 5 | 3 | | | | | | | |
| SHEEP | General Season | | 0 | 0 | 0 | 0 | 0 | 1 | 0 | 1 | 0 | 0 | 0.00 | 0.00 | 0.00 | 0.00 | 0.00 | 5 | 5.00 |

# 1992-93 HUNTER INFORMATION BY UNIT/SUBUNIT: UNIT 20

| SPECIES | TYPE | HUNT TOTAL | SUCCESSFUL HUNTERS | | | | UNSUCCESSFUL HUNTERS | | | | |
|---|---|---|---|---|---|---|---|---|---|---|---|
| | | | UNIT RES | OTHER STATE RES | NON-RES | UNKN. RES | TOTAL | UNIT RES | OTHER STATE RES | NON-RES | UNKN. RES |
| **UNIT 20 TOTALS FOR SPECIES AND HUNT TYPE** | | | | | | | | | | | |
| BEAVER | Trapping | 457 | 418 | 23 | 5 | 11 | n/a | n/a | n/a | n/a | n/a |
| BISON | Drawing | 96 | 28 | 65 | 1 | 2 | 1 | 0 | 1 | 0 | 0 |
| BLACK BEAR | General Season | 313 | 243 | 23 | 32 | 15 | n/a | n/a | n/a | n/a | n/a |
| BROWN BEAR | General Season | 63 | 23 | 22 | 14 | 4 | n/a | n/a | n/a | n/a | n/a |
| CARIBOU | Drawing | 1 | 1 | 0 | 0 | 0 | 11 | 5 | 5 | 0 | 1 |
| CARIBOU | Federal | 71 | 32 | 38 | 0 | 1 | 126 | 54 | 72 | 0 | 0 |
| CARIBOU | General Season | n/a | n/a | n/a | n/a | n/a | n/a | n/a | n/a | n/a | n/a |
| CARIBOU | Registration | 266 | 139 | 123 | 0 | 4 | 525 | 245 | 273 | 0 | 7 |
| COYOTE | Hunting/Trapping | n/a | n/a | n/a | n/a | n/a | n/a | n/a | n/a | n/a | n/a |
| FOX | Hunting/Trapping | n/a | n/a | n/a | n/a | n/a | n/a | n/a | n/a | n/a | n/a |
| LYNX | Hunting/Trapping | 443 | 280 | 61 | 2 | 100 | n/a | n/a | n/a | n/a | n/a |
| MARTEN | Trapping | 0 | 0 | 0 | 0 | 0 | n/a | n/a | n/a | n/a | n/a |
| MINK | Trapping | n/a | n/a | n/a | n/a | n/a | n/a | n/a | n/a | n/a | n/a |
| MOOSE | Federal | 4 | 4 | 0 | 0 | 0 | 10 | 10 | 0 | 0 | 0 |
| MOOSE | General Season | 838 | 573 | 163 | 65 | 37 | 3990 | 3093 | 492 | 286 | 119 |
| MOOSE | Registration | 23 | 23 | 0 | 0 | 0 | 293 | 263 | 15 | 13 | 2 |
| MOOSE | Tier II | 43 | 42 | 1 | 0 | 0 | 76 | 70 | 6 | 0 | 0 |
| OTTER | Trapping | 23 | 12 | 9 | 0 | 2 | n/a | n/a | n/a | n/a | n/a |
| SHEEP | Drawing | 54 | 28 | 21 | 5 | 0 | 80 | 49 | 26 | 4 | 1 |
| SHEEP | General Season | 64 | 23 | 14 | 24 | 3 | 183 | 112 | 50 | 20 | 1 |
| WOLF | Hunting/Trapping | 188 | 135 | 43 | 3 | 7 | n/a | n/a | n/a | n/a | n/a |
| WOLVERINE | Hunting/Trapping | 27 | 19 | 6 | 0 | 2 | n/a | n/a | n/a | n/a | n/a |
| **UNIT 20 TOTALS** | | | | | | | | | | | |
| BEAVER | **TOTAL UNIT** | 457 | 418 | 23 | 5 | 11 | n/a | n/a | n/a | n/a | n/a |
| BISON | **TOTAL UNIT** | 96 | 28 | 65 | 1 | 2 | 1 | 0 | 1 | 0 | 0 |
| BLACK BEAR | **TOTAL UNIT** | 313 | 243 | 23 | 32 | 15 | n/a | n/a | n/a | n/a | n/a |
| BROWN BEAR | **TOTAL UNIT** | 63 | 23 | 22 | 14 | 4 | n/a | n/a | n/a | n/a | n/a |
| CARIBOU | **TOTAL UNIT** | 338 | 172 | 161 | 0 | 5 | 662 | 304 | 350 | 0 | 8 |
| COYOTE | **TOTAL UNIT** | n/a | n/a | n/a | n/a | n/a | n/a | n/a | n/a | n/a | n/a |
| FOX | **TOTAL UNIT** | n/a | n/a | n/a | n/a | n/a | n/a | n/a | n/a | n/a | n/a |
| LYNX | **TOTAL UNIT** | 443 | 280 | 61 | 2 | 100 | n/a | n/a | n/a | n/a | n/a |
| MARTEN | **TOTAL UNIT** | 0 | 0 | 0 | 0 | 0 | n/a | n/a | n/a | n/a | n/a |
| MINK | **TOTAL UNIT** | n/a | n/a | n/a | n/a | n/a | n/a | n/a | n/a | n/a | n/a |
| MOOSE | **TOTAL UNIT** | 908 | 642 | 164 | 65 | 37 | 4369 | 3436 | 513 | 299 | 121 |
| OTTER | **TOTAL UNIT** | 23 | 12 | 9 | 0 | 2 | n/a | n/a | n/a | n/a | n/a |
| SHEEP | **TOTAL UNIT** | 118 | 51 | 35 | 29 | 3 | 263 | 161 | 76 | 24 | 2 |
| WOLF | **TOTAL UNIT** | 188 | 135 | 43 | 3 | 7 | n/a | n/a | n/a | n/a | n/a |
| WOLVERINE | **TOTAL UNIT** | 27 | 19 | 6 | 0 | 2 | n/a | n/a | n/a | n/a | n/a |

# 1992-93 HUNTER INFORMATION BY UNIT/SUBUNIT: UNIT 21

| SPECIES | TYPE | HUNT TOTAL | SUCCESSFUL HUNTERS UNIT RES | SUCCESSFUL HUNTERS OTHER STATE RES | SUCCESSFUL HUNTERS NON-RES | SUCCESSFUL HUNTERS UNKN. RES | UNSUCCESSFUL HUNTERS TOTAL | UNSUCCESSFUL HUNTERS UNIT RES | UNSUCCESSFUL HUNTERS OTHER STATE RES | UNSUCCESSFUL HUNTERS NON-RES | UNSUCCESSFUL HUNTERS UNKN. RES | PERCENT SUCCESSFUL TOTAL | PERCENT SUCCESSFUL UNIT RES | PERCENT SUCCESSFUL OTHER STATE RES | PERCENT SUCCESSFUL NON-RES | PERCENT SUCCESSFUL UNKN. RES | EFFORT TOTAL HUNTER DAYS | EFFORT AVG. HUNTER EFFORT |
|---|---|---|---|---|---|---|---|---|---|---|---|---|---|---|---|---|---|---|
| **Unit/Subunit 21A** | | | | | | | | | | | | | | | | | | |
| BEAVER | Trapping | 110 | 28 | 31 | 0 | 51 | n/a | n/a | n/a | n/a | n/a | n/a | n/a | n/a | 0.00 | n/a | n/a | n/a |
| BLACK BEAR | General Season | n/a | n/a | n/a | n/a | n/a | n/a | n/a | n/a | n/a | n/a | n/a | n/a | n/a | n/a | n/a | n/a | n/a |
| BROWN BEAR | General Season | 2 | 0 | 1 | 1 | 0 | n/a | n/a | n/a | n/a | n/a | n/a | 0.00 | n/a | n/a | 0.00 | n/a | n/a |
| CARIBOU | General Season | 3 | 0 | 3 | 0 | 0 | n/a | n/a | n/a | n/a | n/a | n/a | 0.00 | n/a | 0.00 | 0.00 | n/a | n/a |
| COYOTE | Hunting/Trapping | n/a | n/a | n/a | n/a | n/a | n/a | n/a | n/a | n/a | n/a | n/a | n/a | n/a | n/a | n/a | n/a | n/a |
| FOX | Hunting/Trapping | n/a | n/a | n/a | n/a | n/a | n/a | n/a | n/a | n/a | n/a | n/a | n/a | n/a | n/a | n/a | n/a | n/a |
| LYNX | Hunting/Trapping | 8 | 0 | 8 | 0 | 0 | n/a | n/a | n/a | n/a | n/a | n/a | 0.00 | n/a | 0.00 | 0.00 | n/a | n/a |
| MARTEN | Trapping | n/a | n/a | n/a | n/a | n/a | n/a | n/a | n/a | n/a | n/a | n/a | n/a | n/a | n/a | n/a | n/a | n/a |
| MINK | Trapping | n/a | n/a | n/a | n/a | n/a | n/a | n/a | n/a | n/a | n/a | n/a | n/a | n/a | n/a | n/a | n/a | n/a |
| MOOSE | General Season | 101 | 4 | 62 | 33 | 2 | 74 | 2 | 46 | 24 | 2 | 57.71 | 66.67 | 57.41 | 57.89 | 50.00 | 1222 | 6.98 |
| OTTER | Trapping | 3 | 1 | 2 | 0 | 0 | n/a | n/a | n/a | n/a | n/a | n/a | n/a | n/a | 0.00 | 0.00 | n/a | n/a |
| WOLF | Hunting/Trapping | 8 | 0 | 2 | 0 | 6 | n/a | n/a | n/a | n/a | n/a | n/a | 0.00 | n/a | 0.00 | n/a | n/a | n/a |
| WOLVERINE | Hunting/Trapping | 0 | 0 | 0 | 0 | 0 | 0 | 0 | 0 | 0 | 0 | 0.00 | 0.00 | 0.00 | 0.00 | 0.00 | 0 | 0.00 |
| **Unit/Subunit 21B** | | | | | | | | | | | | | | | | | | |
| BEAVER | Trapping | 12 | 5 | 7 | 0 | 0 | n/a | n/a | n/a | n/a | n/a | n/a | n/a | n/a | 0.00 | 0.00 | n/a | n/a |
| BLACK BEAR | General Season | 2 | 0 | 1 | 1 | 0 | n/a | n/a | n/a | n/a | n/a | n/a | 0.00 | n/a | n/a | 0.00 | n/a | n/a |
| BROWN BEAR | General Season | 1 | 0 | 1 | 0 | 0 | n/a | n/a | n/a | n/a | n/a | n/a | 0.00 | n/a | 0.00 | 0.00 | n/a | n/a |
| CARIBOU | General Season | n/a | n/a | n/a | n/a | n/a | n/a | n/a | n/a | n/a | n/a | n/a | n/a | n/a | n/a | n/a | n/a | n/a |
| COYOTE | Hunting/Trapping | n/a | n/a | n/a | n/a | n/a | n/a | n/a | n/a | n/a | n/a | n/a | n/a | n/a | n/a | n/a | n/a | n/a |
| FOX | Hunting/Trapping | n/a | n/a | n/a | n/a | n/a | n/a | n/a | n/a | n/a | n/a | n/a | n/a | n/a | n/a | n/a | n/a | n/a |
| LYNX | Hunting/Trapping | 5 | 0 | 3 | 1 | 1 | n/a | n/a | n/a | n/a | n/a | n/a | 0.00 | n/a | n/a | n/a | n/a | n/a |
| MARTEN | Trapping | 0 | 0 | 0 | 0 | 0 | n/a | n/a | n/a | n/a | n/a | 0.00 | 0.00 | 0.00 | 0.00 | 0.00 | n/a | n/a |
| MINK | Trapping | n/a | n/a | n/a | n/a | n/a | n/a | n/a | n/a | n/a | n/a | n/a | n/a | n/a | n/a | n/a | n/a | n/a |
| MOOSE | General Season | 46 | 12 | 31 | 2 | 1 | 90 | 16 | 63 | 10 | 1 | 33.82 | 42.86 | 32.98 | 16.67 | 50.00 | 960 | 7.06 |
| OTTER | Trapping | 2 | 1 | 1 | 0 | 0 | n/a | n/a | n/a | n/a | n/a | n/a | n/a | n/a | 0.00 | 0.00 | n/a | n/a |
| WOLF | Hunting/Trapping | 1 | 0 | 1 | 0 | 0 | n/a | n/a | n/a | n/a | n/a | n/a | 0.00 | n/a | 0.00 | 0.00 | n/a | n/a |
| WOLVERINE | Hunting/Trapping | 1 | 0 | 1 | 0 | 0 | n/a | n/a | n/a | n/a | n/a | n/a | 0.00 | n/a | 0.00 | 0.00 | n/a | n/a |
| **Unit/Subunit 21C** | | | | | | | | | | | | | | | | | | |
| BEAVER | Trapping | 0 | 0 | 0 | 0 | 0 | n/a | n/a | n/a | n/a | n/a | 0.00 | 0.00 | 0.00 | 0.00 | 0.00 | n/a | n/a |
| BLACK BEAR | General Season | 0 | 0 | 0 | 0 | 0 | n/a | n/a | n/a | n/a | n/a | 0.00 | 0.00 | 0.00 | 0.00 | 0.00 | n/a | n/a |
| BROWN BEAR | General Season | 1 | 1 | 0 | 0 | 0 | n/a | n/a | n/a | n/a | n/a | n/a | n/a | 0.00 | 0.00 | 0.00 | n/a | n/a |
| CARIBOU | General Season | n/a | n/a | n/a | n/a | n/a | n/a | n/a | n/a | n/a | n/a | n/a | n/a | n/a | n/a | n/a | n/a | n/a |
| COYOTE | Hunting/Trapping | n/a | n/a | n/a | n/a | n/a | n/a | n/a | n/a | n/a | n/a | n/a | n/a | n/a | n/a | n/a | n/a | n/a |
| FOX | Hunting/Trapping | n/a | n/a | n/a | n/a | n/a | n/a | n/a | n/a | n/a | n/a | n/a | n/a | n/a | n/a | n/a | n/a | n/a |
| LYNX | Hunting/Trapping | 0 | 0 | 0 | 0 | 0 | n/a | n/a | n/a | n/a | n/a | 0.00 | 0.00 | 0.00 | 0.00 | 0.00 | n/a | n/a |
| MARTEN | Trapping | 0 | 0 | 0 | 0 | 0 | n/a | n/a | n/a | n/a | n/a | 0.00 | 0.00 | 0.00 | 0.00 | 0.00 | n/a | n/a |
| MINK | Trapping | n/a | n/a | n/a | n/a | n/a | n/a | n/a | n/a | n/a | n/a | n/a | n/a | n/a | n/a | n/a | n/a | n/a |
| MOOSE | General Season | 9 | 2 | 5 | 2 | 0 | 22 | 1 | 14 | 7 | 0 | 29.03 | 66.67 | 26.32 | 22.22 | 0.00 | 203 | 6.55 |
| OTTER | Trapping | 0 | 0 | 0 | 0 | 0 | n/a | n/a | n/a | n/a | n/a | 0.00 | 0.00 | 0.00 | 0.00 | 0.00 | n/a | n/a |
| WOLF | Hunting/Trapping | 1 | 0 | 0 | 0 | 1 | n/a | n/a | n/a | n/a | n/a | n/a | 0.00 | 0.00 | 0.00 | n/a | n/a | n/a |
| WOLVERINE | Hunting/Trapping | 0 | 0 | 0 | 0 | 0 | n/a | n/a | n/a | n/a | n/a | 0.00 | 0.00 | 0.00 | 0.00 | 0.00 | n/a | n/a |

# 1992-93 HUNTER INFORMATION BY UNIT/SUBUNIT: UNIT 21

| SPECIES | TYPE | SUCCESSFUL HUNTERS HUNT TOTAL | UNIT RES | OTHER STATE RES | NON-RES | UNKN. RES | UNSUCCESSFUL HUNTERS TOTAL | UNIT RES | OTHER STATE RES | NON-RES | UNKN. RES | PERCENT SUCCESSFUL TOTAL | UNIT RES | OTHER STATE RES | NON-RES | UNKN. RES | EFFORT TOTAL HUNTER DAYS | EFFORT AVG. HUNTER EFFORT |
|---|---|---|---|---|---|---|---|---|---|---|---|---|---|---|---|---|---|---|
| **Unit/Subunit 21D** | | | | | | | | | | | | | | | | | | |
| BEAVER | Trapping | 85 | 66 | 0 | 0 | 19 | n/a | n/a | n/a | n/a | n/a | n/a | n/a | 0.00 | 0.00 | n/a | n/a | n/a |
| BLACK BEAR | General Season | 8 | 0 | 7 | 1 | 0 | n/a | n/a | n/a | n/a | n/a | n/a | 0.00 | n/a | n/a | 0.00 | n/a | n/a |
| BROWN BEAR | General Season | 7 | 1 | 0 | 5 | 1 | n/a | n/a | n/a | n/a | n/a | n/a | n/a | 0.00 | n/a | n/a | n/a | n/a |
| CARIBOU | General Season | n/a | n/a | n/a | n/a | n/a | n/a | n/a | n/a | n/a | n/a | n/a | n/a | n/a | n/a | n/a | n/a | n/a |
| COYOTE | Hunting/Trapping | n/a | n/a | n/a | n/a | n/a | n/a | n/a | n/a | n/a | n/a | n/a | n/a | n/a | n/a | n/a | n/a | n/a |
| FOX | Hunting/Trapping | n/a | n/a | n/a | n/a | n/a | n/a | n/a | n/a | n/a | n/a | n/a | n/a | n/a | n/a | n/a | n/a | n/a |
| LYNX | Hunting/Trapping | 10 | 7 | 1 | 0 | 2 | n/a | n/a | n/a | n/a | n/a | n/a | n/a | n/a | 0.00 | n/a | n/a | n/a |
| MARTEN | Trapping | 0 | 0 | 0 | 0 | 0 | n/a | n/a | n/a | n/a | n/a | 0.00 | 0.00 | 0.00 | 0.00 | 0.00 | n/a | n/a |
| MINK | Trapping | n/a | n/a | n/a | n/a | n/a | n/a | n/a | n/a | n/a | n/a | n/a | n/a | n/a | n/a | n/a | n/a | n/a |
| MOOSE | General Season | 216 | 72 | 111 | 23 | 10 | 167 | 56 | 82 | 14 | 15 | 56.40 | 56.25 | 57.51 | 62.16 | 40.00 | 2123 | 5.54 |
| OTTER | Trapping | 3 | 0 | 0 | 0 | 3 | n/a | n/a | n/a | n/a | n/a | n/a | 0.00 | 0.00 | 0.00 | n/a | n/a | n/a |
| WOLF | Hunting/Trapping | 33 | 28 | 4 | 1 | 0 | n/a | n/a | n/a | n/a | n/a | n/a | n/a | n/a | n/a | 0.00 | n/a | n/a |
| WOLVERINE | Hunting/Trapping | 5 | 4 | 0 | 0 | 1 | n/a | n/a | n/a | n/a | n/a | n/a | n/a | 0.00 | 0.00 | n/a | n/a | n/a |
| **Unit/Subunit 21E** | | | | | | | | | | | | | | | | | | |
| BEAVER | Trapping | 11 | 11 | 0 | 0 | 0 | n/a | n/a | n/a | n/a | n/a | n/a | n/a | 0.00 | 0.00 | 0.00 | n/a | n/a |
| BLACK BEAR | General Season | n/a | n/a | n/a | n/a | n/a | n/a | n/a | n/a | n/a | n/a | n/a | n/a | n/a | n/a | n/a | n/a | n/a |
| BROWN BEAR | General Season | 5 | 0 | 0 | 5 | 0 | n/a | n/a | n/a | n/a | n/a | n/a | 0.00 | 0.00 | n/a | 0.00 | n/a | n/a |
| CARIBOU | General Season | 0 | 0 | 0 | 0 | 0 | n/a | n/a | n/a | n/a | n/a | 0.00 | 0.00 | 0.00 | 0.00 | 0.00 | n/a | n/a |
| COYOTE | Hunting/Trapping | n/a | n/a | n/a | n/a | n/a | n/a | n/a | n/a | n/a | n/a | n/a | n/a | n/a | n/a | n/a | n/a | n/a |
| FOX | Hunting/Trapping | n/a | n/a | n/a | n/a | n/a | n/a | n/a | n/a | n/a | n/a | n/a | n/a | n/a | n/a | n/a | n/a | n/a |
| LYNX | Hunting/Trapping | 3 | 1 | 0 | 0 | 2 | n/a | n/a | n/a | n/a | n/a | n/a | n/a | 0.00 | 0.00 | n/a | n/a | n/a |
| MARTEN | Trapping | n/a | n/a | n/a | n/a | n/a | n/a | n/a | n/a | n/a | n/a | n/a | n/a | n/a | n/a | n/a | n/a | n/a |
| MINK | Trapping | n/a | n/a | n/a | n/a | n/a | n/a | n/a | n/a | n/a | n/a | n/a | n/a | n/a | n/a | n/a | n/a | n/a |
| MOOSE | General Season | 124 | 30 | 85 | 4 | 5 | 48 | 11 | 33 | 2 | 2 | 72.09 | 73.17 | 72.03 | 66.67 | 71.43 | 1172 | 6.81 |
| OTTER | Trapping | 2 | 2 | 0 | 0 | 0 | n/a | n/a | n/a | n/a | n/a | n/a | n/a | 0.00 | 0.00 | 0.00 | n/a | n/a |
| WOLF | Hunting/Trapping | 5 | 4 | 0 | 0 | 1 | n/a | n/a | n/a | n/a | n/a | n/a | n/a | 0.00 | 0.00 | n/a | n/a | n/a |
| WOLVERINE | Hunting/Trapping | 2 | 2 | 0 | 0 | 0 | n/a | n/a | n/a | n/a | n/a | n/a | n/a | 0.00 | 0.00 | 0.00 | n/a | n/a |
| **Unit/Subunit 21Z** | | | | | | | | | | | | | | | | | | |
| MOOSE | General Season | 1 | 1 | 0 | 0 | 0 | 9 | 0 | 8 | 1 | 0 | 10.00 | 100.00 | 0.00 | 0.00 | 0.00 | 68 | 6.80 |

# 1992-93 HUNTER INFORMATION BY UNIT/SUBUNIT: UNIT 21

| SPECIES | TYPE | HUNT TOTAL | SUCCESSFUL HUNTERS | | | | UNSUCCESSFUL HUNTERS | | | | |
|---|---|---|---|---|---|---|---|---|---|---|---|
| | | | UNIT RES | OTHER STATE RES | NON-RES | UNKN. RES | TOTAL | UNIT RES | OTHER STATE RES | NON-RES | UNKN. RES |
| **UNIT 21 TOTALS FOR SPECIES AND HUNT TYPE** | | | | | | | | | | | |
| BEAVER | Trapping | 218 | 110 | 38 | 0 | 70 | n/a | n/a | n/a | n/a | n/a |
| BLACK BEAR | General Season | 10 | 0 | 8 | 2 | 0 | n/a | n/a | n/a | n/a | n/a |
| BROWN BEAR | General Season | 16 | 2 | 2 | 11 | 1 | n/a | n/a | n/a | n/a | n/a |
| CARIBOU | General Season | 3 | 0 | 3 | 0 | 0 | n/a | n/a | n/a | n/a | n/a |
| COYOTE | Hunting/Trapping | n/a | n/a | n/a | n/a | n/a | n/a | n/a | n/a | n/a | n/a |
| FOX | Hunting/Trapping | n/a | n/a | n/a | n/a | n/a | n/a | n/a | n/a | n/a | n/a |
| LYNX | Hunting/Trapping | 26 | 8 | 12 | 1 | 5 | n/a | n/a | n/a | n/a | n/a |
| MARTEN | Trapping | 0 | 0 | 0 | 0 | 0 | n/a | n/a | n/a | n/a | n/a |
| MINK | Trapping | n/a | n/a | n/a | n/a | n/a | n/a | n/a | n/a | n/a | n/a |
| MOOSE | General Season | 497 | 121 | 294 | 64 | 18 | 410 | 86 | 246 | 58 | 20 |
| OTTER | Trapping | 10 | 4 | 3 | 0 | 3 | n/a | n/a | n/a | n/a | n/a |
| WOLF | Hunting/Trapping | 48 | 32 | 7 | 1 | 8 | n/a | n/a | n/a | n/a | n/a |
| WOLVERINE | Hunting/Trapping | 8 | 6 | 1 | 0 | 1 | n/a | n/a | n/a | n/a | n/a |
| **UNIT 21 TOTALS** | | | | | | | | | | | |
| BEAVER | **TOTAL UNIT** | 218 | 110 | 38 | 0 | 70 | n/a | n/a | n/a | n/a | n/a |
| BLACK BEAR | **TOTAL UNIT** | 10 | 0 | 8 | 2 | 0 | n/a | n/a | n/a | n/a | n/a |
| BROWN BEAR | **TOTAL UNIT** | 16 | 2 | 2 | 11 | 1 | n/a | n/a | n/a | n/a | n/a |
| CARIBOU | **TOTAL UNIT** | 3 | 0 | 3 | 0 | 0 | n/a | n/a | n/a | n/a | n/a |
| COYOTE | **TOTAL UNIT** | n/a | n/a | n/a | n/a | n/a | n/a | n/a | n/a | n/a | n/a |
| FOX | **TOTAL UNIT** | n/a | n/a | n/a | n/a | n/a | n/a | n/a | n/a | n/a | n/a |
| LYNX | **TOTAL UNIT** | 26 | 8 | 12 | 1 | 5 | n/a | n/a | n/a | n/a | n/a |
| MARTEN | **TOTAL UNIT** | 0 | 0 | 0 | 0 | 0 | n/a | n/a | n/a | n/a | n/a |
| MINK | **TOTAL UNIT** | n/a | n/a | n/a | n/a | n/a | n/a | n/a | n/a | n/a | n/a |
| MOOSE | **TOTAL UNIT** | 497 | 121 | 294 | 64 | 18 | 410 | 86 | 246 | 58 | 20 |
| OTTER | **TOTAL UNIT** | 10 | 4 | 3 | 0 | 3 | n/a | n/a | n/a | n/a | n/a |
| WOLF | **TOTAL UNIT** | 48 | 32 | 7 | 1 | 8 | n/a | n/a | n/a | n/a | n/a |
| WOLVERINE | **TOTAL UNIT** | 8 | 6 | 1 | 0 | 1 | n/a | n/a | n/a | n/a | n/a |

# 1992-93 HUNTER INFORMATION BY UNIT/SUBUNIT: UNIT 22

| SPECIES | TYPE | HUNT | SUCCESSFUL HUNTERS TOTAL | UNIT RES | OTHER STATE RES | NON-RES | UNKN. RES | UNSUCCESSFUL HUNTERS TOTAL | UNIT RES | OTHER STATE RES | NON-RES | UNKN. RES | PERCENT SUCCESSFUL TOTAL | UNIT RES | OTHER STATE RES | NON-RES | UNKN. RES | EFFORT TOTAL HUNTER DAYS | EFFORT AVG. HUNTER EFFORT |
|---|---|---|---|---|---|---|---|---|---|---|---|---|---|---|---|---|---|---|---|
| **Unit/Subunit 22A** | | | | | | | | | | | | | | | | | | | |
| BEAVER | Trapping | | 10 | 10 | 0 | 0 | 0 | n/a | n/a | n/a | n/a | n/a | n/a | n/a | 0.00 | 0.00 | 0.00 | n/a | n/a |
| BLACK BEAR | General Season | | 0 | 0 | 0 | 0 | 0 | n/a | n/a | n/a | n/a | n/a | 0.00 | 0.00 | 0.00 | 0.00 | 0.00 | n/a | n/a |
| BROWN BEAR | General Season | | 15 | 3 | 1 | 10 | 1 | n/a | n/a | n/a | n/a | n/a | n/a | n/a | n/a | n/a | n/a | n/a | n/a |
| CARIBOU | General Season | | n/a | n/a | n/a | n/a | n/a | n/a | n/a | n/a | n/a | n/a | n/a | n/a | n/a | n/a | n/a | n/a | n/a |
| COYOTE | Hunting/Trapping | | n/a | n/a | n/a | n/a | n/a | n/a | n/a | n/a | n/a | n/a | n/a | n/a | n/a | n/a | n/a | n/a | n/a |
| FOX | Hunting/Trapping | | n/a | n/a | n/a | n/a | n/a | n/a | n/a | n/a | n/a | n/a | n/a | n/a | n/a | n/a | n/a | n/a | n/a |
| LYNX | Hunting/Trapping | | 4 | 4 | 0 | 0 | 0 | n/a | n/a | n/a | n/a | n/a | n/a | n/a | 0.00 | 0.00 | 0.00 | n/a | n/a |
| MARTEN | Trapping | | n/a | n/a | n/a | n/a | n/a | n/a | n/a | n/a | n/a | n/a | n/a | n/a | n/a | n/a | n/a | n/a | n/a |
| MINK | Trapping | | n/a | n/a | n/a | n/a | n/a | n/a | n/a | n/a | n/a | n/a | n/a | n/a | n/a | n/a | n/a | n/a | n/a |
| MOOSE | General Season | | 16 | 11 | 2 | 2 | 1 | 48 | 47 | 0 | 1 | 0 | 25.00 | 18.97 | 100.00 | 66.67 | 100.00 | 703 | 10.98 |
| OTTER | Trapping | | 1 | 0 | 0 | 0 | 1 | n/a | n/a | n/a | n/a | n/a | n/a | 0.00 | 0.00 | 0.00 | n/a | n/a | n/a |
| WOLF | Hunting/Trapping | | 13 | 13 | 0 | 0 | 0 | n/a | n/a | n/a | n/a | n/a | n/a | n/a | 0.00 | 0.00 | 0.00 | n/a | n/a |
| WOLVERINE | Hunting/Trapping | | 3 | 3 | 0 | 0 | 0 | n/a | n/a | n/a | n/a | n/a | n/a | n/a | 0.00 | 0.00 | 0.00 | n/a | n/a |
| **Unit/Subunit 22B** | | | | | | | | | | | | | | | | | | | |
| BEAVER | Trapping | | 5 | 3 | 2 | 0 | 0 | n/a | n/a | n/a | n/a | n/a | n/a | n/a | n/a | 0.00 | 0.00 | n/a | n/a |
| BLACK BEAR | General Season | | 0 | 0 | 0 | 0 | 0 | n/a | n/a | n/a | n/a | n/a | 0.00 | 0.00 | 0.00 | 0.00 | 0.00 | n/a | n/a |
| BROWN BEAR | General Season | | 9 | 7 | 2 | 0 | 0 | n/a | n/a | n/a | n/a | n/a | n/a | n/a | n/a | 0.00 | 0.00 | n/a | n/a |
| BROWN BEAR | Drawing | D0271 | 5 | 0 | 0 | 5 | 0 | 1 | 0 | 0 | 1 | 0 | 83.33 | 0.00 | 0.00 | 83.33 | 0.00 | n/a | n/a |
| BROWN BEAR | Drawing | D0281 | 0 | 0 | 0 | 0 | 0 | n/a | n/a | n/a | n/a | n/a | 0.00 | 0.00 | 0.00 | 0.00 | 0.00 | n/a | n/a |
| BROWN BEAR | **TOTAL SUBUNIT** | | 14 | 7 | 2 | 5 | 0 | 1 | 0 | 0 | 1 | 0 | | | | | | | |
| CARIBOU | General Season | | n/a | n/a | n/a | n/a | n/a | n/a | n/a | n/a | n/a | n/a | n/a | n/a | n/a | n/a | n/a | n/a | n/a |
| COYOTE | Hunting/Trapping | | n/a | n/a | n/a | n/a | n/a | n/a | n/a | n/a | n/a | n/a | n/a | n/a | n/a | n/a | n/a | n/a | n/a |
| FOX | Hunting/Trapping | | n/a | n/a | n/a | n/a | n/a | n/a | n/a | n/a | n/a | n/a | n/a | n/a | n/a | n/a | n/a | n/a | n/a |
| LYNX | Hunting/Trapping | | 0 | 0 | 0 | 0 | 0 | n/a | n/a | n/a | n/a | n/a | 0.00 | 0.00 | 0.00 | 0.00 | 0.00 | n/a | n/a |
| MARTEN | Trapping | | n/a | n/a | n/a | n/a | n/a | n/a | n/a | n/a | n/a | n/a | n/a | n/a | n/a | n/a | n/a | n/a | n/a |
| MINK | Trapping | | n/a | n/a | n/a | n/a | n/a | n/a | n/a | n/a | n/a | n/a | n/a | n/a | n/a | n/a | n/a | n/a | n/a |
| MOOSE | General Season | | 64 | 31 | 12 | 18 | 3 | 57 | 36 | 12 | 8 | 1 | 52.89 | 46.27 | 50.00 | 69.23 | 75.00 | 1016 | 8.40 |
| OTTER | Trapping | | 1 | 1 | 0 | 0 | 0 | n/a | n/a | n/a | n/a | n/a | n/a | n/a | 0.00 | 0.00 | 0.00 | n/a | n/a |
| WOLF | Hunting/Trapping | | 4 | 4 | 0 | 0 | 0 | n/a | n/a | n/a | n/a | n/a | n/a | n/a | 0.00 | 0.00 | 0.00 | n/a | n/a |
| WOLVERINE | Hunting/Trapping | | 10 | 7 | 3 | 0 | 0 | n/a | n/a | n/a | n/a | n/a | n/a | n/a | n/a | 0.00 | 0.00 | n/a | n/a |
| **Unit/Subunit 22C** | | | | | | | | | | | | | | | | | | | |
| BEAVER | Trapping | | 1 | 1 | 0 | 0 | 0 | n/a | n/a | n/a | n/a | n/a | n/a | n/a | 0.00 | 0.00 | 0.00 | n/a | n/a |
| BLACK BEAR | General Season | | 0 | 0 | 0 | 0 | 0 | n/a | n/a | n/a | n/a | n/a | 0.00 | 0.00 | 0.00 | 0.00 | 0.00 | n/a | n/a |
| BROWN BEAR | General Season | | 8 | 5 | 2 | 0 | 1 | n/a | n/a | n/a | n/a | n/a | n/a | n/a | n/a | 0.00 | n/a | n/a | n/a |
| BROWN BEAR | Drawing | D0271 | 0 | 0 | 0 | 0 | 0 | n/a | n/a | n/a | n/a | n/a | 0.00 | 0.00 | 0.00 | 0.00 | 0.00 | n/a | n/a |
| BROWN BEAR | Drawing | D0281 | 2 | 0 | 0 | 2 | 0 | n/a | n/a | n/a | n/a | n/a | n/a | 0.00 | 0.00 | n/a | 0.00 | n/a | n/a |
| BROWN BEAR | **TOTAL SUBUNIT** | | 10 | 5 | 2 | 2 | 1 | 0 | 0 | 0 | 0 | 0 | | | | | | | |
| COYOTE | Hunting/Trapping | | n/a | n/a | n/a | n/a | n/a | n/a | n/a | n/a | n/a | n/a | n/a | n/a | n/a | n/a | n/a | n/a | n/a |
| FOX | Hunting/Trapping | | n/a | n/a | n/a | n/a | n/a | n/a | n/a | n/a | n/a | n/a | n/a | n/a | n/a | n/a | n/a | n/a | n/a |
| LYNX | Hunting/Trapping | | 0 | 0 | 0 | 0 | 0 | n/a | n/a | n/a | n/a | n/a | 0.00 | 0.00 | 0.00 | 0.00 | 0.00 | n/a | n/a |
| MARTEN | Trapping | | n/a | n/a | n/a | n/a | n/a | n/a | n/a | n/a | n/a | n/a | n/a | n/a | n/a | n/a | n/a | n/a | n/a |
| MINK | Trapping | | n/a | n/a | n/a | n/a | n/a | n/a | n/a | n/a | n/a | n/a | n/a | n/a | n/a | n/a | n/a | n/a | n/a |
| MOOSE | General Season | | 25 | 20 | 3 | 2 | 0 | 34 | 26 | 7 | 1 | 0 | 42.37 | 43.48 | 30.00 | 66.67 | 0.00 | 386 | 6.54 |



GMU - Hunter

# 1992-93 HUNTER INFORMATION BY UNIT/SUBUNIT: UNIT 22

| SPECIES | TYPE | HUNT | SUCCESSFUL HUNTERS TOTAL | UNIT RES | OTHER STATE RES | NON-RES | UNKN. RES | UNSUCCESSFUL HUNTERS TOTAL | UNIT RES | OTHER STATE RES | NON-RES | UNKN. RES | PERCENT SUCCESSFUL TOTAL | UNIT RES | OTHER STATE RES | NON-RES | UNKN. RES | EFFORT TOTAL HUNTER DAYS | EFFORT AVG. HUNTER EFFORT |
|---|---|---|---|---|---|---|---|---|---|---|---|---|---|---|---|---|---|---|---|
| **Unit/Subunit 22C** | | | | | | | | | | | | | | | | | | | |
| OTTER | Trapping | | 2 | 2 | 0 | 0 | 0 | n/a | n/a | n/a | n/a | n/a | n/a | n/a | 0.00 | 0.00 | 0.00 | n/a | n/a |
| WOLF | Hunting/Trapping | | 0 | 0 | 0 | 0 | 0 | n/a | n/a | n/a | n/a | n/a | 0.00 | 0.00 | 0.00 | 0.00 | 0.00 | n/a | n/a |
| WOLVERINE | Hunting/Trapping | | 7 | 7 | 0 | 0 | 0 | n/a | n/a | n/a | n/a | n/a | n/a | n/a | 0.00 | 0.00 | 0.00 | n/a | n/a |
| **Unit/Subunit 22D** | | | | | | | | | | | | | | | | | | | |
| BEAVER | Trapping | | 0 | 0 | 0 | 0 | 0 | n/a | n/a | n/a | n/a | n/a | 0.00 | 0.00 | 0.00 | 0.00 | 0.00 | n/a | n/a |
| BLACK BEAR | General Season | | 0 | 0 | 0 | 0 | 0 | n/a | n/a | n/a | n/a | n/a | 0.00 | 0.00 | 0.00 | 0.00 | 0.00 | n/a | n/a |
| BROWN BEAR | General Season | | 17 | 12 | 3 | 0 | 2 | n/a | n/a | n/a | n/a | n/a | n/a | n/a | n/a | 0.00 | n/a | n/a | n/a |
| BROWN BEAR | Drawing | D0274 | 2 | 0 | 0 | 2 | 0 | n/a | n/a | n/a | n/a | n/a | n/a | 0.00 | 0.00 | n/a | 0.00 | n/a | n/a |
| BROWN BEAR | Drawing | D0299 | 0 | 0 | 0 | 0 | 0 | n/a | n/a | n/a | n/a | n/a | 0.00 | 0.00 | 0.00 | 0.00 | 0.00 | n/a | n/a |
| BROWN BEAR | **TOTAL SUBUNIT** | | 19 | 12 | 3 | 2 | 2 | n/a | n/a | n/a | n/a | n/a | | | | | | | |
| COYOTE | Hunting/Trapping | | n/a | n/a | n/a | n/a | n/a | n/a | n/a | n/a | n/a | n/a | n/a | n/a | n/a | n/a | n/a | n/a | n/a |
| FOX | Hunting/Trapping | | n/a | n/a | n/a | n/a | n/a | n/a | n/a | n/a | n/a | n/a | n/a | n/a | n/a | n/a | n/a | n/a | n/a |
| LYNX | Hunting/Trapping | | 0 | 0 | 0 | 0 | 0 | n/a | n/a | n/a | n/a | n/a | 0.00 | 0.00 | 0.00 | 0.00 | 0.00 | n/a | n/a |
| MARTEN | Trapping | | n/a | n/a | n/a | n/a | n/a | n/a | n/a | n/a | n/a | n/a | n/a | n/a | n/a | n/a | n/a | n/a | n/a |
| MINK | Trapping | | n/a | n/a | n/a | n/a | n/a | n/a | n/a | n/a | n/a | n/a | n/a | n/a | n/a | n/a | n/a | n/a | n/a |
| MOOSE | General Season | | 166 | 120 | 23 | 21 | 2 | 179 | 152 | 20 | 5 | 2 | 48.12 | 44.12 | 53.49 | 80.77 | 50.00 | 2106 | 6.10 |
| OTTER | Trapping | | 1 | 1 | 0 | 0 | 0 | n/a | n/a | n/a | n/a | n/a | n/a | n/a | 0.00 | 0.00 | 0.00 | n/a | n/a |
| WOLF | Hunting/Trapping | | 1 | 1 | 0 | 0 | 0 | n/a | n/a | n/a | n/a | n/a | n/a | n/a | 0.00 | 0.00 | 0.00 | n/a | n/a |
| WOLVERINE | Hunting/Trapping | | 3 | 3 | 0 | 0 | 0 | n/a | n/a | n/a | n/a | n/a | n/a | n/a | 0.00 | 0.00 | 0.00 | n/a | n/a |
| **Unit/Subunit 22E** | | | | | | | | | | | | | | | | | | | |
| BEAVER | Trapping | | 0 | 0 | 0 | 0 | 0 | n/a | n/a | n/a | n/a | n/a | 0.00 | 0.00 | 0.00 | 0.00 | 0.00 | n/a | n/a |
| BLACK BEAR | General Season | | 0 | 0 | 0 | 0 | 0 | n/a | n/a | n/a | n/a | n/a | 0.00 | 0.00 | 0.00 | 0.00 | 0.00 | n/a | n/a |
| BROWN BEAR | General Season | | 2 | 2 | 0 | 0 | 0 | n/a | n/a | n/a | n/a | n/a | n/a | n/a | 0.00 | 0.00 | 0.00 | n/a | n/a |
| BROWN BEAR | Drawing | D0274 | 0 | 0 | 0 | 0 | 0 | n/a | n/a | n/a | n/a | n/a | 0.00 | 0.00 | 0.00 | 0.00 | 0.00 | n/a | n/a |
| BROWN BEAR | Drawing | D0299 | 0 | 0 | 0 | 0 | 0 | n/a | n/a | n/a | n/a | n/a | 0.00 | 0.00 | 0.00 | 0.00 | 0.00 | n/a | n/a |
| BROWN BEAR | **TOTAL SUBUNIT** | | 2 | 2 | 0 | 0 | 0 | n/a | n/a | n/a | n/a | n/a | | | | | | | |
| COYOTE | Hunting/Trapping | | n/a | n/a | n/a | n/a | n/a | n/a | n/a | n/a | n/a | n/a | n/a | n/a | n/a | n/a | n/a | n/a | n/a |
| FOX | Hunting/Trapping | | n/a | n/a | n/a | n/a | n/a | n/a | n/a | n/a | n/a | n/a | n/a | n/a | n/a | n/a | n/a | n/a | n/a |
| LYNX | Hunting/Trapping | | 0 | 0 | 0 | 0 | 0 | n/a | n/a | n/a | n/a | n/a | 0.00 | 0.00 | 0.00 | 0.00 | 0.00 | n/a | n/a |
| MARTEN | Trapping | | n/a | n/a | n/a | n/a | n/a | n/a | n/a | n/a | n/a | n/a | n/a | n/a | n/a | n/a | n/a | n/a | n/a |
| MINK | Trapping | | n/a | n/a | n/a | n/a | n/a | n/a | n/a | n/a | n/a | n/a | n/a | n/a | n/a | n/a | n/a | n/a | n/a |
| MOOSE | General Season | | 18 | 16 | 0 | 0 | 2 | 1 | 1 | 0 | 0 | 0 | 94.74 | 94.12 | 0.00 | 0.00 | 100.00 | 64 | 3.37 |
| OTTER | Trapping | | 0 | 0 | 0 | 0 | 0 | n/a | n/a | n/a | n/a | n/a | 0.00 | 0.00 | 0.00 | 0.00 | 0.00 | n/a | n/a |
| WOLF | Hunting/Trapping | | 0 | 0 | 0 | 0 | 0 | n/a | n/a | n/a | n/a | n/a | 0.00 | 0.00 | 0.00 | 0.00 | 0.00 | n/a | n/a |
| WOLVERINE | Hunting/Trapping | | 1 | 1 | 0 | 0 | 0 | n/a | n/a | n/a | n/a | n/a | n/a | n/a | 0.00 | 0.00 | 0.00 | n/a | n/a |
| **Unit/Subunit 22Z** | | | | | | | | | | | | | | | | | | | |
| MOOSE | General Season | | 0 | 0 | 0 | 0 | 0 | 38 | 31 | 6 | 1 | 0 | 0.00 | 0.00 | 0.00 | 0.00 | 0.00 | 363 | 9.55 |

# 1992-93 HUNTER INFORMATION BY UNIT/SUBUNIT: UNIT 22

| SPECIES | TYPE | HUNT TOTAL | SUCCESSFUL HUNTERS UNIT RES | SUCCESSFUL HUNTERS OTHER STATE RES | SUCCESSFUL HUNTERS NON-RES | SUCCESSFUL HUNTERS UNKN. RES | UNSUCCESSFUL HUNTERS TOTAL | UNSUCCESSFUL HUNTERS UNIT RES | UNSUCCESSFUL HUNTERS OTHER STATE RES | UNSUCCESSFUL HUNTERS NON-RES | UNSUCCESSFUL HUNTERS UNKN. RES |
|---|---|---|---|---|---|---|---|---|---|---|---|
| **UNIT 22 TOTALS FOR SPECIES AND HUNT TYPE** | | | | | | | | | | | |
| BEAVER | Trapping | 16 | 14 | 2 | 0 | 0 | n/a | n/a | n/a | n/a | n/a |
| BLACK BEAR | General Season | n/a | n/a | n/a | n/a | n/a | n/a | n/a | n/a | n/a | n/a |
| BROWN BEAR | Drawing | 9 | 0 | 0 | 9 | 0 | 1 | 0 | 0 | 1 | 0 |
| BROWN BEAR | General Season | 51 | 29 | 8 | 10 | 4 | n/a | n/a | n/a | n/a | n/a |
| CARIBOU | General Season | n/a | n/a | n/a | n/a | n/a | n/a | n/a | n/a | n/a | n/a |
| COYOTE | Hunting/Trapping | n/a | n/a | n/a | n/a | n/a | n/a | n/a | n/a | n/a | n/a |
| FOX | Hunting/Trapping | n/a | n/a | n/a | n/a | n/a | n/a | n/a | n/a | n/a | n/a |
| LYNX | Hunting/Trapping | 4 | 4 | 0 | 0 | 0 | n/a | n/a | n/a | n/a | n/a |
| MARTEN | Trapping | n/a | n/a | n/a | n/a | n/a | n/a | n/a | n/a | n/a | n/a |
| MINK | Trapping | n/a | n/a | n/a | n/a | n/a | n/a | n/a | n/a | n/a | n/a |
| MOOSE | General Season | 289 | 198 | 40 | 43 | 8 | 357 | 293 | 45 | 16 | 3 |
| OTTER | Trapping | 5 | 4 | 0 | 0 | 1 | n/a | n/a | n/a | n/a | n/a |
| WOLF | Hunting/Trapping | 18 | 18 | 0 | 0 | 0 | n/a | n/a | n/a | n/a | n/a |
| WOLVERINE | Hunting/Trapping | 24 | 21 | 3 | 0 | 0 | n/a | n/a | n/a | n/a | n/a |
| **UNIT 22 TOTALS** | | | | | | | | | | | |
| BEAVER | **TOTAL UNIT** | 16 | 14 | 2 | 0 | 0 | n/a | n/a | n/a | n/a | n/a |
| BLACK BEAR | **TOTAL UNIT** | n/a | n/a | n/a | n/a | n/a | n/a | n/a | n/a | n/a | n/a |
| BROWN BEAR | **TOTAL UNIT** | 60 | 29 | 8 | 19 | 4 | 1 | 0 | 0 | 1 | 0 |
| CARIBOU | **TOTAL UNIT** | n/a | n/a | n/a | n/a | n/a | n/a | n/a | n/a | n/a | n/a |
| COYOTE | **TOTAL UNIT** | n/a | n/a | n/a | n/a | n/a | n/a | n/a | n/a | n/a | n/a |
| FOX | **TOTAL UNIT** | n/a | n/a | n/a | n/a | n/a | n/a | n/a | n/a | n/a | n/a |
| LYNX | **TOTAL UNIT** | 4 | 4 | 0 | 0 | 0 | n/a | n/a | n/a | n/a | n/a |
| MARTEN | **TOTAL UNIT** | n/a | n/a | n/a | n/a | n/a | n/a | n/a | n/a | n/a | n/a |
| MINK | **TOTAL UNIT** | n/a | n/a | n/a | n/a | n/a | n/a | n/a | n/a | n/a | n/a |
| MOOSE | **TOTAL UNIT** | 289 | 198 | 40 | 43 | 8 | 357 | 293 | 45 | 16 | 3 |
| OTTER | **TOTAL UNIT** | 5 | 4 | 0 | 0 | 1 | n/a | n/a | n/a | n/a | n/a |
| WOLF | **TOTAL UNIT** | 18 | 18 | 0 | 0 | 0 | n/a | n/a | n/a | n/a | n/a |
| WOLVERINE | **TOTAL UNIT** | 24 | 21 | 3 | 0 | 0 | n/a | n/a | n/a | n/a | n/a |

# 1992-93 HUNTER INFORMATION BY UNIT/SUBUNIT: UNIT 23

| SPECIES | TYPE | HUNT | SUCCESSFUL HUNTERS TOTAL | UNIT RES | OTHER STATE RES | NON-RES | UNKN. RES | UNSUCCESSFUL HUNTERS TOTAL | UNIT RES | OTHER STATE RES | NON-RES | UNKN. RES | PERCENT SUCCESSFUL TOTAL | UNIT RES | OTHER STATE RES | NON-RES | UNKN. RES | EFFORT TOTAL HUNTER DAYS | EFFORT AVG. HUNTER EFFORT |
|---|---|---|---|---|---|---|---|---|---|---|---|---|---|---|---|---|---|---|---|
| **Unit/Subunit 23** | | | | | | | | | | | | | | | | | | | |
| BEAVER | Trapping | | 0 | 0 | 0 | 0 | 0 | n/a | n/a | n/a | n/a | n/a | 0.00 | 0.00 | 0.00 | 0.00 | 0.00 | n/a | n/a |
| BLACK BEAR | General Season | | n/a | n/a | n/a | n/a | n/a | n/a | n/a | n/a | n/a | n/a | n/a | n/a | n/a | n/a | n/a | n/a | n/a |
| BROWN BEAR | General Season | | 32 | 5 | 27 | 0 | 0 | n/a | n/a | n/a | n/a | n/a | n/a | n/a | n/a | 0.00 | 0.00 | n/a | n/a |
| BROWN BEAR | Drawing | D0282 | 7 | 0 | 0 | 7 | 0 | n/a | n/a | n/a | n/a | n/a | n/a | 0.00 | 0.00 | n/a | 0.00 | n/a | n/a |
| BROWN BEAR | Drawing | D0287 | 3 | 0 | 0 | 3 | 0 | n/a | n/a | n/a | n/a | n/a | n/a | 0.00 | 0.00 | n/a | 0.00 | n/a | n/a |
| BROWN BEAR | Drawing | D0291 | 2 | 0 | 0 | 2 | 0 | n/a | n/a | n/a | n/a | n/a | n/a | 0.00 | 0.00 | n/a | 0.00 | n/a | n/a |
| BROWN BEAR | Registration | NWBB | 10 | 10 | 0 | 0 | 0 | 56 | 53 | 3 | 0 | 0 | 15.15 | 15.87 | 0.00 | 0.00 | 0.00 | n/a | n/a |
| CARIBOU | General Season | | n/a | n/a | n/a | n/a | n/a | n/a | n/a | n/a | n/a | n/a | n/a | n/a | n/a | n/a | n/a | n/a | n/a |
| COYOTE | Hunting/Trapping | | n/a | n/a | n/a | n/a | n/a | n/a | n/a | n/a | n/a | n/a | n/a | n/a | n/a | n/a | n/a | n/a | n/a |
| FOX | Hunting/Trapping | | n/a | n/a | n/a | n/a | n/a | n/a | n/a | n/a | n/a | n/a | n/a | n/a | n/a | n/a | n/a | n/a | n/a |
| LYNX | Hunting/Trapping | | 0 | 0 | 0 | 0 | 0 | n/a | n/a | n/a | n/a | n/a | 0.00 | 0.00 | 0.00 | 0.00 | 0.00 | n/a | n/a |
| MARTEN | Trapping | | 0 | 0 | 0 | 0 | 0 | n/a | n/a | n/a | n/a | n/a | 0.00 | 0.00 | 0.00 | 0.00 | 0.00 | n/a | n/a |
| MINK | Trapping | | n/a | n/a | n/a | n/a | n/a | n/a | n/a | n/a | n/a | n/a | n/a | n/a | n/a | n/a | n/a | n/a | n/a |
| MOOSE | General Season | | 182 | 47 | 63 | 68 | 4 | 179 | 33 | 89 | 55 | 2 | 50.42 | 58.75 | 41.45 | 55.28 | 66.67 | 2442 | 6.76 |
| OTTER | Trapping | | 3 | 3 | 0 | 0 | 0 | n/a | n/a | n/a | n/a | n/a | n/a | n/a | 0.00 | 0.00 | 0.00 | n/a | n/a |
| SHEEP | General Season | | 7 | 3 | 1 | 3 | 0 | 14 | 2 | 5 | 5 | 2 | 33.33 | 60.00 | 16.67 | 37.50 | 0.00 | 119 | 5.67 |
| SHEEP | Registration | R1185 | 0 | 0 | 0 | 0 | 0 | n/a | n/a | n/a | n/a | n/a | 0.00 | 0.00 | 0.00 | 0.00 | 0.00 | n/a | n/a |
| WOLF | Hunting/Trapping | | 22 | 20 | 2 | 0 | 0 | n/a | n/a | n/a | n/a | n/a | n/a | n/a | n/a | 0.00 | 0.00 | n/a | n/a |
| WOLVERINE | Hunting/Trapping | | 11 | 11 | 0 | 0 | 0 | n/a | n/a | n/a | n/a | n/a | n/a | n/a | 0.00 | 0.00 | 0.00 | n/a | n/a |

# 1992-93 HUNTER INFORMATION BY UNIT/SUBUNIT: UNIT 23

| SPECIES | TYPE | HUNT TOTAL | SUCCESSFUL HUNTERS UNIT RES | SUCCESSFUL HUNTERS OTHER STATE RES | SUCCESSFUL HUNTERS NON-RES | SUCCESSFUL HUNTERS UNKN. RES | UNSUCCESSFUL HUNTERS TOTAL | UNSUCCESSFUL HUNTERS UNIT RES | UNSUCCESSFUL HUNTERS OTHER STATE RES | UNSUCCESSFUL HUNTERS NON-RES | UNSUCCESSFUL HUNTERS UNKN. RES |
|---|---|---|---|---|---|---|---|---|---|---|---|
| **UNIT 23 TOTALS FOR SPECIES AND HUNT TYPE** | | | | | | | | | | | |
| BEAVER | Trapping | 0 | 0 | 0 | 0 | 0 | n/a | n/a | n/a | n/a | n/a |
| BLACK BEAR | General Season | n/a | n/a | n/a | n/a | n/a | n/a | n/a | n/a | n/a | n/a |
| BROWN BEAR | Drawing | 12 | 0 | 0 | 12 | 0 | 0 | 0 | 0 | 0 | 0 |
| BROWN BEAR | General Season | 32 | 5 | 27 | 0 | 0 | n/a | n/a | n/a | n/a | n/a |
| BROWN BEAR | Registration | 10 | 10 | 0 | 0 | 0 | 56 | 53 | 3 | 0 | 0 |
| CARIBOU | General Season | n/a | n/a | n/a | n/a | n/a | n/a | n/a | n/a | n/a | n/a |
| COYOTE | Hunting/Trapping | n/a | n/a | n/a | n/a | n/a | n/a | n/a | n/a | n/a | n/a |
| FOX | Hunting/Trapping | n/a | n/a | n/a | n/a | n/a | n/a | n/a | n/a | n/a | n/a |
| LYNX | Hunting/Trapping | 0 | 0 | 0 | 0 | 0 | n/a | n/a | n/a | n/a | n/a |
| MARTEN | Trapping | 0 | 0 | 0 | 0 | 0 | n/a | n/a | n/a | n/a | n/a |
| MINK | Trapping | n/a | n/a | n/a | n/a | n/a | n/a | n/a | n/a | n/a | n/a |
| MOOSE | General Season | 182 | 47 | 63 | 68 | 4 | 179 | 33 | 89 | 55 | 2 |
| OTTER | Trapping | 3 | 3 | 0 | 0 | 0 | n/a | n/a | n/a | n/a | n/a |
| SHEEP | General Season | 7 | 3 | 1 | 3 | 0 | 14 | 2 | 5 | 5 | 2 |
| SHEEP | Registration | 0 | 0 | 0 | 0 | 0 | 0 | 0 | 0 | 0 | 0 |
| WOLF | Hunting/Trapping | 22 | 20 | 2 | 0 | 0 | n/a | n/a | n/a | n/a | n/a |
| WOLVERINE | Hunting/Trapping | 11 | 11 | 0 | 0 | 0 | n/a | n/a | n/a | n/a | n/a |
| **UNIT 23 TOTALS** | | | | | | | | | | | |
| BEAVER | **TOTAL UNIT** | 0 | 0 | 0 | 0 | 0 | n/a | n/a | n/a | n/a | n/a |
| BLACK BEAR | **TOTAL UNIT** | n/a | n/a | n/a | n/a | n/a | n/a | n/a | n/a | n/a | n/a |
| BROWN BEAR | **TOTAL UNIT** | 54 | 15 | 27 | 12 | 0 | 56 | 53 | 3 | 0 | 0 |
| CARIBOU | **TOTAL UNIT** | n/a | n/a | n/a | n/a | n/a | n/a | n/a | n/a | n/a | n/a |
| COYOTE | **TOTAL UNIT** | n/a | n/a | n/a | n/a | n/a | n/a | n/a | n/a | n/a | n/a |
| FOX | **TOTAL UNIT** | n/a | n/a | n/a | n/a | n/a | n/a | n/a | n/a | n/a | n/a |
| LYNX | **TOTAL UNIT** | 0 | 0 | 0 | 0 | 0 | n/a | n/a | n/a | n/a | n/a |
| MARTEN | **TOTAL UNIT** | 0 | 0 | 0 | 0 | 0 | n/a | n/a | n/a | n/a | n/a |
| MINK | **TOTAL UNIT** | n/a | n/a | n/a | n/a | n/a | n/a | n/a | n/a | n/a | n/a |
| MOOSE | **TOTAL UNIT** | 182 | 47 | 63 | 68 | 4 | 179 | 33 | 89 | 55 | 2 |
| OTTER | **TOTAL UNIT** | 3 | 3 | 0 | 0 | 0 | n/a | n/a | n/a | n/a | n/a |
| SHEEP | **TOTAL UNIT** | 7 | 3 | 1 | 3 | 0 | 14 | 2 | 5 | 5 | 2 |
| WOLF | **TOTAL UNIT** | 22 | 20 | 2 | 0 | 0 | n/a | n/a | n/a | n/a | n/a |
| WOLVERINE | **TOTAL UNIT** | 11 | 11 | 0 | 0 | 0 | n/a | n/a | n/a | n/a | n/a |

# 1992-93 HUNTER INFORMATION BY UNIT/SUBUNIT: UNIT 24

| SPECIES | TYPE | HUNT | SUCCESSFUL HUNTERS TOTAL | UNIT RES | OTHER STATE RES | NON-RES | UNKN. RES | UNSUCCESSFUL HUNTERS TOTAL | UNIT RES | OTHER STATE RES | NON-RES | UNKN. RES | PERCENT SUCCESSFUL TOTAL | UNIT RES | OTHER STATE RES | NON-RES | UNKN. RES | EFFORT TOTAL HUNTER DAYS | EFFORT AVG. HUNTER EFFORT |
|---|---|---|---|---|---|---|---|---|---|---|---|---|---|---|---|---|---|---|---|
| **Unit/Subunit 24** | | | | | | | | | | | | | | | | | | | |
| BEAVER | Trapping | | 78 | 78 | 0 | 0 | 0 | n/a | n/a | n/a | n/a | n/a | n/a | n/a | 0.00 | 0.00 | 0.00 | n/a | n/a |
| BLACK BEAR | General Season | | 2 | 0 | 1 | 1 | 0 | n/a | n/a | n/a | n/a | n/a | n/a | 0.00 | n/a | n/a | 0.00 | n/a | n/a |
| BROWN BEAR | General Season | | 14 | 2 | 6 | 6 | 0 | n/a | n/a | n/a | n/a | n/a | n/a | n/a | n/a | n/a | 0.00 | n/a | n/a |
| BROWN BEAR | Registration | NWBB | 1 | 1 | 0 | 0 | 0 | 9 | 9 | 0 | 0 | 0 | 10.00 | 10.00 | 0.00 | 0.00 | 0.00 | n/a | n/a |
| CARIBOU | General Season | | n/a | n/a | n/a | n/a | n/a | n/a | n/a | n/a | n/a | n/a | n/a | n/a | n/a | n/a | n/a | n/a | n/a |
| COYOTE | Hunting/Trapping | | n/a | n/a | n/a | n/a | n/a | n/a | n/a | n/a | n/a | n/a | n/a | n/a | n/a | n/a | n/a | n/a | n/a |
| FOX | Hunting/Trapping | | n/a | n/a | n/a | n/a | n/a | n/a | n/a | n/a | n/a | n/a | n/a | n/a | n/a | n/a | n/a | n/a | n/a |
| LYNX | Hunting/Trapping | | 111 | 98 | 9 | 0 | 4 | n/a | n/a | n/a | n/a | n/a | n/a | n/a | n/a | 0.00 | n/a | n/a | n/a |
| MARTEN | Trapping | | 0 | 0 | 0 | 0 | 0 | n/a | n/a | n/a | n/a | n/a | 0.00 | 0.00 | 0.00 | 0.00 | 0.00 | n/a | n/a |
| MINK | Trapping | | n/a | n/a | n/a | n/a | n/a | n/a | n/a | n/a | n/a | n/a | n/a | n/a | n/a | n/a | n/a | n/a | n/a |
| MOOSE | General Season | | 123 | 45 | 66 | 7 | 5 | 186 | 26 | 131 | 27 | 2 | 39.81 | 63.38 | 33.50 | 20.59 | 71.43 | 1968 | 6.37 |
| MOOSE | Federal | R0991 | 11 | 9 | 2 | 0 | 0 | 15 | 15 | 0 | 0 | 0 | 42.31 | 37.50 | 100.00 | 0.00 | 0.00 | 221 | 8.50 |
| OTTER | Trapping | | 6 | 6 | 0 | 0 | 0 | n/a | n/a | n/a | n/a | n/a | n/a | n/a | 0.00 | 0.00 | 0.00 | n/a | n/a |
| SHEEP | General Season | | 23 | 4 | 9 | 7 | 3 | 36 | 2 | 29 | 5 | 0 | 38.98 | 66.67 | 23.68 | 58.33 | 100.00 | 338 | 5.73 |
| SHEEP | Subsistence | | n/a | n/a | n/a | n/a | n/a | n/a | n/a | n/a | n/a | n/a | n/a | n/a | n/a | n/a | n/a | n/a | n/a |
| SHEEP | Federal | R1124 | 4 | 4 | 0 | 0 | 0 | 6 | 6 | 0 | 0 | 0 | 40.00 | 40.00 | 0.00 | 0.00 | 0.00 | 64 | 6.40 |
| SHEEP | Federal | R1199 | 0 | 0 | 0 | 0 | 0 | 1 | 1 | 0 | 0 | 0 | 0.00 | 0.00 | 0.00 | 0.00 | 0.00 | 3 | 3.00 |
| WOLF | Hunting/Trapping | | 79 | 54 | 18 | 0 | 7 | n/a | n/a | n/a | n/a | n/a | n/a | n/a | n/a | 0.00 | n/a | n/a | n/a |
| WOLVERINE | Hunting/Trapping | | 8 | 7 | 0 | 0 | 1 | n/a | n/a | n/a | n/a | n/a | n/a | n/a | 0.00 | 0.00 | n/a | n/a | n/a |

# 1992-93 HUNTER INFORMATION BY UNIT/SUBUNIT: UNIT 24

| SPECIES | TYPE | HUNT TOTAL | SUCCESSFUL HUNTERS UNIT RES | SUCCESSFUL HUNTERS OTHER STATE RES | SUCCESSFUL HUNTERS NON-RES | SUCCESSFUL HUNTERS UNKN. RES | UNSUCCESSFUL HUNTERS TOTAL | UNSUCCESSFUL HUNTERS UNIT RES | UNSUCCESSFUL HUNTERS OTHER STATE RES | UNSUCCESSFUL HUNTERS NON-RES | UNSUCCESSFUL HUNTERS UNKN. RES |
|---|---|---|---|---|---|---|---|---|---|---|---|
| **UNIT 24 TOTALS FOR SPECIES AND HUNT TYPE** | | | | | | | | | | | |
| BEAVER | Trapping | 78 | 78 | 0 | 0 | 0 | n/a | n/a | n/a | n/a | n/a |
| BLACK BEAR | General Season | 2 | 0 | 1 | 1 | 0 | n/a | n/a | n/a | n/a | n/a |
| BROWN BEAR | General Season | 14 | 2 | 6 | 6 | 0 | n/a | n/a | n/a | n/a | n/a |
| BROWN BEAR | Registration | 1 | 1 | 0 | 0 | 0 | 9 | 9 | 0 | 0 | 0 |
| CARIBOU | General Season | n/a | n/a | n/a | n/a | n/a | n/a | n/a | n/a | n/a | n/a |
| COYOTE | Hunting/Trapping | n/a | n/a | n/a | n/a | n/a | n/a | n/a | n/a | n/a | n/a |
| FOX | Hunting/Trapping | n/a | n/a | n/a | n/a | n/a | n/a | n/a | n/a | n/a | n/a |
| LYNX | Hunting/Trapping | 111 | 98 | 9 | 0 | 4 | n/a | n/a | n/a | n/a | n/a |
| MARTEN | Trapping | 0 | 0 | 0 | 0 | 0 | n/a | n/a | n/a | n/a | n/a |
| MINK | Trapping | n/a | n/a | n/a | n/a | n/a | n/a | n/a | n/a | n/a | n/a |
| MOOSE | Federal | 11 | 9 | 2 | 0 | 0 | 15 | 15 | 0 | 0 | 0 |
| MOOSE | General Season | 123 | 45 | 66 | 7 | 5 | 186 | 26 | 131 | 27 | 2 |
| OTTER | Trapping | 6 | 6 | 0 | 0 | 0 | n/a | n/a | n/a | n/a | n/a |
| SHEEP | Federal | 4 | 4 | 0 | 0 | 0 | 7 | 7 | 0 | 0 | 0 |
| SHEEP | General Season | 23 | 4 | 9 | 7 | 3 | 36 | 2 | 29 | 5 | 0 |
| SHEEP | Subsistence | n/a | n/a | n/a | n/a | n/a | n/a | n/a | n/a | n/a | n/a |
| WOLF | Hunting/Trapping | 79 | 54 | 18 | 0 | 7 | n/a | n/a | n/a | n/a | n/a |
| WOLVERINE | Hunting/Trapping | 8 | 7 | 0 | 0 | 1 | n/a | n/a | n/a | n/a | n/a |
| **UNIT 24 TOTALS** | | | | | | | | | | | |
| BEAVER | **TOTAL UNIT** | 78 | 78 | 0 | 0 | 0 | n/a | n/a | n/a | n/a | n/a |
| BLACK BEAR | **TOTAL UNIT** | 2 | 0 | 1 | 1 | 0 | n/a | n/a | n/a | n/a | n/a |
| BROWN BEAR | **TOTAL UNIT** | 15 | 3 | 6 | 6 | 0 | 9 | 9 | 0 | 0 | 0 |
| CARIBOU | **TOTAL UNIT** | n/a | n/a | n/a | n/a | n/a | n/a | n/a | n/a | n/a | n/a |
| COYOTE | **TOTAL UNIT** | n/a | n/a | n/a | n/a | n/a | n/a | n/a | n/a | n/a | n/a |
| FOX | **TOTAL UNIT** | n/a | n/a | n/a | n/a | n/a | n/a | n/a | n/a | n/a | n/a |
| LYNX | **TOTAL UNIT** | 111 | 98 | 9 | 0 | 4 | n/a | n/a | n/a | n/a | n/a |
| MARTEN | **TOTAL UNIT** | 0 | 0 | 0 | 0 | 0 | n/a | n/a | n/a | n/a | n/a |
| MINK | **TOTAL UNIT** | n/a | n/a | n/a | n/a | n/a | n/a | n/a | n/a | n/a | n/a |
| MOOSE | **TOTAL UNIT** | 134 | 54 | 68 | 7 | 5 | 201 | 41 | 131 | 27 | 2 |
| OTTER | **TOTAL UNIT** | 6 | 6 | 0 | 0 | 0 | n/a | n/a | n/a | n/a | n/a |
| SHEEP | **TOTAL UNIT** | 27 | 8 | 9 | 7 | 3 | 43 | 9 | 29 | 5 | 0 |
| WOLF | **TOTAL UNIT** | 79 | 54 | 18 | 0 | 7 | n/a | n/a | n/a | n/a | n/a |
| WOLVERINE | **TOTAL UNIT** | 8 | 7 | 0 | 0 | 1 | n/a | n/a | n/a | n/a | n/a |

# 1992-93 HUNTER INFORMATION BY UNIT/SUBUNIT: UNIT 25

| SPECIES | TYPE | HUNT | SUCCESSFUL HUNTERS TOTAL | UNIT RES | OTHER STATE RES | NON-RES | UNKN. RES | UNSUCCESSFUL HUNTERS TOTAL | UNIT RES | OTHER STATE RES | NON-RES | UNKN. RES | PERCENT SUCCESSFUL TOTAL | UNIT RES | OTHER STATE RES | NON-RES | UNKN. RES | EFFORT TOTAL HUNTER DAYS | EFFORT AVG. HUNTER EFFORT |
|---|---|---|---|---|---|---|---|---|---|---|---|---|---|---|---|---|---|---|---|
| **Unit/Subunit 25A** | | | | | | | | | | | | | | | | | | | |
| BEAVER | Trapping | | 7 | 7 | 0 | 0 | 0 | n/a | n/a | n/a | n/a | n/a | n/a | n/a | 0.00 | 0.00 | 0.00 | n/a | n/a |
| BLACK BEAR | General Season | | n/a | n/a | n/a | n/a | n/a | n/a | n/a | n/a | n/a | n/a | n/a | n/a | n/a | n/a | n/a | n/a | n/a |
| BROWN BEAR | General Season | | 7 | 0 | 6 | 1 | 0 | n/a | n/a | n/a | n/a | n/a | n/a | 0.00 | n/a | n/a | 0.00 | n/a | n/a |
| BROWN BEAR | Drawing | D0283 | 1 | 0 | 0 | 1 | 0 | 0 | 0 | 0 | 0 | 0 | 100.00 | 0.00 | 0.00 | 100.00 | 0.00 | 5 | 5.00 |
| BROWN BEAR | Drawing | D0284 | 3 | 0 | 0 | 3 | 0 | 0 | 0 | 0 | 0 | 0 | 100.00 | 0.00 | 0.00 | 100.00 | 0.00 | 10 | 3.33 |
| BROWN BEAR | Drawing | D0285 | 5 | 0 | 0 | 5 | 0 | 0 | 0 | 0 | 0 | 0 | 100.00 | 0.00 | 0.00 | 100.00 | 0.00 | 24 | 4.80 |
| BROWN BEAR | Drawing | D0293 | 0 | 0 | 0 | 0 | 0 | 0 | 0 | 0 | 0 | 0 | 0.00 | 0.00 | 0.00 | 0.00 | 0.00 | 0 | 0.00 |
| BROWN BEAR | Drawing | D0294 | 0 | 0 | 0 | 0 | 0 | 0 | 0 | 0 | 0 | 0 | 0.00 | 0.00 | 0.00 | 0.00 | 0.00 | 0 | 0.00 |
| BROWN BEAR | **TOTAL SUBUNIT** | | 16 | 0 | 6 | 10 | 0 | 0 | 0 | 0 | 0 | 0 | | | | | | | |
| CARIBOU | General Season | | 47 | 1 | 18 | 28 | 0 | n/a | n/a | n/a | n/a | n/a | n/a | n/a | n/a | n/a | 0.00 | n/a | n/a |
| COYOTE | Hunting/Trapping | | n/a | n/a | n/a | n/a | n/a | n/a | n/a | n/a | n/a | n/a | n/a | n/a | n/a | n/a | n/a | n/a | n/a |
| FOX | Hunting/Trapping | | n/a | n/a | n/a | n/a | n/a | n/a | n/a | n/a | n/a | n/a | n/a | n/a | n/a | n/a | n/a | n/a | n/a |
| LYNX | Hunting/Trapping | | 13 | 7 | 6 | 0 | 0 | n/a | n/a | n/a | n/a | n/a | n/a | n/a | n/a | 0.00 | 0.00 | n/a | n/a |
| MINK | Trapping | | n/a | n/a | n/a | n/a | n/a | n/a | n/a | n/a | n/a | n/a | n/a | n/a | n/a | n/a | n/a | n/a | n/a |
| MOOSE | General Season | | 17 | 2 | 7 | 7 | 1 | 31 | 5 | 20 | 6 | 0 | 35.42 | 28.57 | 25.93 | 53.85 | 100.00 | 398 | 8.29 |
| MOOSE | Federal | R0992 | 0 | 0 | 0 | 0 | 0 | 0 | 0 | 0 | 0 | 0 | 0.00 | 0.00 | 0.00 | 0.00 | 0.00 | 0 | 0.00 |
| MOOSE | **TOTAL SUBUNIT** | | 17 | 2 | 7 | 7 | 1 | 31 | 5 | 20 | 6 | 0 | | | | | | | |
| OTTER | Trapping | | 0 | 0 | 0 | 0 | 0 | n/a | n/a | n/a | n/a | n/a | 0.00 | 0.00 | 0.00 | 0.00 | 0.00 | n/a | n/a |
| SHEEP | General Season | | 41 | 1 | 15 | 24 | 1 | 56 | 0 | 47 | 9 | 0 | 42.27 | 100.00 | 24.19 | 72.73 | 100.00 | 614 | 6.33 |
| SHEEP | Registration | R1195 | 2 | 0 | 2 | 0 | 0 | 0 | 0 | 0 | 0 | 0 | 100.00 | 0.00 | 100.00 | 0.00 | 0.00 | 3 | 1.50 |
| SHEEP | Federal | R1196 | n/a | n/a | n/a | n/a | n/a | n/a | n/a | n/a | n/a | n/a | n/a | n/a | n/a | n/a | n/a | n/a | n/a |
| SHEEP | Federal | R1197 | 0 | 0 | 0 | 0 | 0 | 0 | 0 | 0 | 0 | 0 | 0.00 | 0.00 | 0.00 | 0.00 | 0.00 | 0 | 0.00 |
| SHEEP | Federal | R1198 | 0 | 0 | 0 | 0 | 0 | 0 | 0 | 0 | 0 | 0 | 0.00 | 0.00 | 0.00 | 0.00 | 0.00 | 0 | 0.00 |
| SHEEP | **TOTAL SUBUNIT** | | 43 | 1 | 17 | 24 | 1 | 56 | 0 | 47 | 9 | 0 | | | | | | | |
| WOLF | Hunting/Trapping | | 27 | 19 | 6 | 1 | 1 | n/a | n/a | n/a | n/a | n/a | n/a | n/a | n/a | n/a | n/a | n/a | n/a |
| WOLVERINE | Hunting/Trapping | | 16 | 2 | 9 | 0 | 5 | n/a | n/a | n/a | n/a | n/a | n/a | n/a | n/a | 0.00 | n/a | n/a | n/a |
| **Unit/Subunit 25B** | | | | | | | | | | | | | | | | | | | |
| BEAVER | Trapping | | 15 | 0 | 5 | 0 | 10 | n/a | n/a | n/a | n/a | n/a | n/a | 0.00 | n/a | 0.00 | n/a | n/a | n/a |
| BLACK BEAR | General Season | | n/a | n/a | n/a | n/a | n/a | n/a | n/a | n/a | n/a | n/a | n/a | n/a | n/a | n/a | n/a | n/a | n/a |
| BROWN BEAR | General Season | | 1 | 1 | 0 | 0 | 0 | n/a | n/a | n/a | n/a | n/a | n/a | n/a | 0.00 | 0.00 | 0.00 | n/a | n/a |
| CARIBOU | General Season | | 16 | 5 | 9 | 2 | 0 | n/a | n/a | n/a | n/a | n/a | n/a | n/a | n/a | n/a | 0.00 | n/a | n/a |
| COYOTE | Hunting/Trapping | | n/a | n/a | n/a | n/a | n/a | n/a | n/a | n/a | n/a | n/a | n/a | n/a | n/a | n/a | n/a | n/a | n/a |
| FOX | Hunting/Trapping | | n/a | n/a | n/a | n/a | n/a | n/a | n/a | n/a | n/a | n/a | n/a | n/a | n/a | n/a | n/a | n/a | n/a |
| LYNX | Hunting/Trapping | | 51 | 18 | 30 | 0 | 3 | n/a | n/a | n/a | n/a | n/a | n/a | n/a | n/a | 0.00 | n/a | n/a | n/a |
| MINK | Trapping | | n/a | n/a | n/a | n/a | n/a | n/a | n/a | n/a | n/a | n/a | n/a | n/a | n/a | n/a | n/a | n/a | n/a |
| MOOSE | General Season | | 18 | 6 | 9 | 2 | 1 | 77 | 8 | 62 | 4 | 3 | 18.95 | 42.86 | 12.68 | 33.33 | 25.00 | 646 | 6.80 |
| OTTER | Trapping | | 1 | 0 | 1 | 0 | 0 | n/a | n/a | n/a | n/a | n/a | n/a | 0.00 | n/a | 0.00 | 0.00 | n/a | n/a |
| SHEEP | General Season | | 1 | 0 | 1 | 0 | 0 | 1 | 0 | 1 | 0 | 0 | 50.00 | 0.00 | 50.00 | 0.00 | 0.00 | 14 | 7.00 |
| WOLF | Hunting/Trapping | | 15 | 7 | 7 | 0 | 1 | n/a | n/a | n/a | n/a | n/a | n/a | n/a | n/a | 0.00 | n/a | n/a | n/a |
| WOLVERINE | Hunting/Trapping | | 17 | 8 | 8 | 0 | 1 | n/a | n/a | n/a | n/a | n/a | n/a | n/a | n/a | 0.00 | n/a | n/a | n/a |
| **Unit/Subunit 25C** | | | | | | | | | | | | | | | | | | | |
| BEAVER | Trapping | | 6 | 6 | 0 | 0 | 0 | n/a | n/a | n/a | n/a | n/a | n/a | n/a | 0.00 | 0.00 | 0.00 | n/a | n/a |
| BLACK BEAR | General Season | | 4 | 0 | 4 | 0 | 0 | n/a | n/a | n/a | n/a | n/a | n/a | 0.00 | n/a | 0.00 | 0.00 | n/a | n/a |
| BROWN BEAR | General Season | | 0 | 0 | 0 | 0 | 0 | n/a | n/a | n/a | n/a | n/a | 0.00 | 0.00 | 0.00 | 0.00 | 0.00 | n/a | n/a |

# 1992-93 HUNTER INFORMATION BY UNIT/SUBUNIT: UNIT 25

| SPECIES | TYPE | HUNT | SUCCESSFUL HUNTERS TOTAL | UNIT RES | OTHER STATE RES | NON-RES | UNKN. RES | UNSUCCESSFUL HUNTERS TOTAL | UNIT RES | OTHER STATE RES | NON-RES | UNKN. RES | PERCENT SUCCESSFUL TOTAL | UNIT RES | OTHER STATE RES | NON-RES | UNKN. RES | EFFORT TOTAL HUNTER DAYS | EFFORT AVG. HUNTER EFFORT |
|---|---|---|---|---|---|---|---|---|---|---|---|---|---|---|---|---|---|---|---|
| **Unit/Subunit 25C** | | | | | | | | | | | | | | | | | | | |
| CARIBOU | General Season | | n/a | n/a | n/a | n/a | n/a | n/a | n/a | n/a | n/a | n/a | n/a | n/a | n/a | n/a | n/a | n/a | n/a |
| CARIBOU | Drawing | D0577 | 1 | 0 | 1 | 0 | 0 | 6 | 0 | 6 | 0 | 0 | 14.29 | 0.00 | 14.29 | 0.00 | 0.00 | 24 | 3.43 |
| CARIBOU | Drawing | D0578 | 1 | 0 | 1 | 0 | 0 | 2 | 0 | 2 | 0 | 0 | 33.33 | 0.00 | 33.33 | 0.00 | 0.00 | 6 | 2.00 |
| CARIBOU | **TOTAL SUBUNIT** | | 2 | 0 | 2 | 0 | 0 | 8 | 0 | 8 | 0 | 0 | | | | | | | |
| COYOTE | Hunting/Trapping | | n/a | n/a | n/a | n/a | n/a | n/a | n/a | n/a | n/a | n/a | n/a | n/a | n/a | n/a | n/a | n/a | n/a |
| FOX | Hunting/Trapping | | n/a | n/a | n/a | n/a | n/a | n/a | n/a | n/a | n/a | n/a | n/a | n/a | n/a | n/a | n/a | n/a | n/a |
| LYNX | Hunting/Trapping | | 8 | 8 | 0 | 0 | 0 | n/a | n/a | n/a | n/a | n/a | n/a | n/a | 0.00 | 0.00 | 0.00 | n/a | n/a |
| MARTEN | Trapping | | n/a | n/a | n/a | n/a | n/a | n/a | n/a | n/a | n/a | n/a | n/a | n/a | n/a | n/a | n/a | n/a | n/a |
| MINK | Trapping | | n/a | n/a | n/a | n/a | n/a | n/a | n/a | n/a | n/a | n/a | n/a | n/a | n/a | n/a | n/a | n/a | n/a |
| MOOSE | General Season | | 39 | 1 | 31 | 7 | 0 | 167 | 16 | 145 | 5 | 1 | 18.93 | 5.88 | 17.61 | 58.33 | 0.00 | 1164 | 5.65 |
| OTTER | Trapping | | 0 | 0 | 0 | 0 | 0 | n/a | n/a | n/a | n/a | n/a | 0.00 | 0.00 | 0.00 | 0.00 | 0.00 | n/a | n/a |
| SHEEP | General Season | | 5 | 0 | 5 | 0 | 0 | 20 | 0 | 20 | 0 | 0 | 20.00 | 0.00 | 20.00 | 0.00 | 0.00 | 113 | 4.52 |
| WOLF | Hunting/Trapping | | 28 | 15 | 12 | 0 | 1 | n/a | n/a | n/a | n/a | n/a | n/a | n/a | n/a | 0.00 | n/a | n/a | n/a |
| WOLVERINE | Hunting/Trapping | | 2 | 1 | 1 | 0 | 0 | n/a | n/a | n/a | n/a | n/a | n/a | n/a | n/a | 0.00 | 0.00 | n/a | n/a |
| **Unit/Subunit 25D** | | | | | | | | | | | | | | | | | | | |
| BEAVER | Trapping | | 11 | 5 | 6 | 0 | 0 | n/a | n/a | n/a | n/a | n/a | n/a | n/a | n/a | 0.00 | 0.00 | n/a | n/a |
| BLACK BEAR | General Season | | n/a | n/a | n/a | n/a | n/a | n/a | n/a | n/a | n/a | n/a | n/a | n/a | n/a | n/a | n/a | n/a | n/a |
| BROWN BEAR | General Season | | 3 | 0 | 0 | 3 | 0 | n/a | n/a | n/a | n/a | n/a | n/a | 0.00 | 0.00 | n/a | 0.00 | n/a | n/a |
| CARIBOU | General Season | | 0 | 0 | 0 | 0 | 0 | n/a | n/a | n/a | n/a | n/a | 0.00 | 0.00 | 0.00 | 0.00 | 0.00 | n/a | n/a |
| COYOTE | Hunting/Trapping | | n/a | n/a | n/a | n/a | n/a | n/a | n/a | n/a | n/a | n/a | n/a | n/a | n/a | n/a | n/a | n/a | n/a |
| FOX | Hunting/Trapping | | n/a | n/a | n/a | n/a | n/a | n/a | n/a | n/a | n/a | n/a | n/a | n/a | n/a | n/a | n/a | n/a | n/a |
| LYNX | Hunting/Trapping | | 126 | 82 | 32 | 0 | 12 | n/a | n/a | n/a | n/a | n/a | n/a | n/a | n/a | 0.00 | n/a | n/a | n/a |
| MINK | Trapping | | n/a | n/a | n/a | n/a | n/a | n/a | n/a | n/a | n/a | n/a | n/a | n/a | n/a | n/a | n/a | n/a | n/a |
| MOOSE | General Season | | 19 | 10 | 8 | 1 | 0 | 65 | 31 | 31 | 3 | 0 | 22.62 | 24.39 | 20.51 | 25.00 | 0.00 | 470 | 5.60 |
| MOOSE | Federal | R0993 | 0 | 0 | 0 | 0 | 0 | 0 | 0 | 0 | 0 | 0 | 0.00 | 0.00 | 0.00 | 0.00 | 0.00 | 0 | 0.00 |
| MOOSE | Tier II | T0994 | 5 | 1 | 4 | 0 | 0 | 21 | 9 | 12 | 0 | 0 | 19.23 | 10.00 | 25.00 | 0.00 | 0.00 | 153 | 5.88 |
| MOOSE | Federal | R0995 | 4 | 4 | 0 | 0 | 0 | 14 | 14 | 0 | 0 | 0 | 22.22 | 22.22 | 0.00 | 0.00 | 0.00 | 113 | 6.28 |
| MOOSE | **TOTAL SUBUNIT** | | 28 | 15 | 12 | 1 | 0 | 100 | 54 | 43 | 3 | 0 | | | | | | | |
| OTTER | Trapping | | 4 | 2 | 2 | 0 | 0 | n/a | n/a | n/a | n/a | n/a | n/a | n/a | n/a | 0.00 | 0.00 | n/a | n/a |
| SHEEP | General Season | | 4 | 0 | 4 | 0 | 0 | 1 | 0 | 1 | 0 | 0 | 80.00 | 0.00 | 80.00 | 0.00 | 0.00 | 24 | 4.80 |
| WOLF | Hunting/Trapping | | 11 | 1 | 8 | 1 | 1 | n/a | n/a | n/a | n/a | n/a | n/a | n/a | n/a | n/a | n/a | n/a | n/a |
| WOLVERINE | Hunting/Trapping | | 6 | 2 | 4 | 0 | 0 | n/a | n/a | n/a | n/a | n/a | n/a | n/a | n/a | 0.00 | 0.00 | n/a | n/a |
| **Unit/Subunit 25Z** | | | | | | | | | | | | | | | | | | | |
| MARTEN | Trapping | | n/a | n/a | n/a | n/a | n/a | n/a | n/a | n/a | n/a | n/a | n/a | n/a | n/a | n/a | n/a | n/a | n/a |
| MOOSE | General Season | | 2 | 1 | 0 | 1 | 0 | 6 | 4 | 2 | 0 | 0 | 25.00 | 20.00 | 0.00 | 100.00 | 0.00 | 43 | 5.38 |
| SHEEP | General Season | | 0 | 0 | 0 | 0 | 0 | 4 | 0 | 4 | 0 | 0 | 0.00 | 0.00 | 0.00 | 0.00 | 0.00 | 31 | 7.75 |

# 1992-93 HUNTER INFORMATION BY UNIT/SUBUNIT: UNIT 25

| SPECIES | TYPE | HUNT TOTAL | SUCCESSFUL HUNTERS UNIT RES | SUCCESSFUL HUNTERS OTHER STATE RES | SUCCESSFUL HUNTERS NON-RES | SUCCESSFUL HUNTERS UNKN. RES | UNSUCCESSFUL HUNTERS TOTAL | UNSUCCESSFUL HUNTERS UNIT RES | UNSUCCESSFUL HUNTERS OTHER STATE RES | UNSUCCESSFUL HUNTERS NON-RES | UNSUCCESSFUL HUNTERS UNKN. RES |
|---|---|---|---|---|---|---|---|---|---|---|---|
| **UNIT 25 TOTALS FOR SPECIES AND HUNT TYPE** | | | | | | | | | | | |
| BEAVER | Trapping | 39 | 18 | 11 | 0 | 10 | n/a | n/a | n/a | n/a | n/a |
| BLACK BEAR | General Season | 4 | 0 | 4 | 0 | 0 | n/a | n/a | n/a | n/a | n/a |
| BROWN BEAR | Drawing | 9 | 0 | 0 | 9 | 0 | 0 | 0 | 0 | 0 | 0 |
| BROWN BEAR | General Season | 11 | 1 | 6 | 4 | 0 | n/a | n/a | n/a | n/a | n/a |
| CARIBOU | Drawing | 2 | 0 | 2 | 0 | 0 | 8 | 0 | 8 | 0 | 0 |
| CARIBOU | General Season | 63 | 6 | 27 | 30 | 0 | n/a | n/a | n/a | n/a | n/a |
| COYOTE | Hunting/Trapping | n/a | n/a | n/a | n/a | n/a | n/a | n/a | n/a | n/a | n/a |
| FOX | Hunting/Trapping | n/a | n/a | n/a | n/a | n/a | n/a | n/a | n/a | n/a | n/a |
| LYNX | Hunting/Trapping | 198 | 115 | 68 | 0 | 15 | n/a | n/a | n/a | n/a | n/a |
| MARTEN | Trapping | n/a | n/a | n/a | n/a | n/a | n/a | n/a | n/a | n/a | n/a |
| MINK | Trapping | n/a | n/a | n/a | n/a | n/a | n/a | n/a | n/a | n/a | n/a |
| MOOSE | Federal | 4 | 4 | 0 | 0 | 0 | 14 | 14 | 0 | 0 | 0 |
| MOOSE | General Season | 95 | 20 | 55 | 18 | 2 | 346 | 64 | 260 | 18 | 4 |
| MOOSE | Tier II | 5 | 1 | 4 | 0 | 0 | 21 | 9 | 12 | 0 | 0 |
| OTTER | Trapping | 5 | 2 | 3 | 0 | 0 | n/a | n/a | n/a | n/a | n/a |
| SHEEP | Federal | 0 | 0 | 0 | 0 | 0 | 0 | 0 | 0 | 0 | 0 |
| SHEEP | General Season | 51 | 1 | 25 | 24 | 1 | 82 | 0 | 73 | 9 | 0 |
| SHEEP | Registration | 2 | 0 | 2 | 0 | 0 | 0 | 0 | 0 | 0 | 0 |
| WOLF | Hunting/Trapping | 81 | 42 | 33 | 2 | 4 | n/a | n/a | n/a | n/a | n/a |
| WOLVERINE | Hunting/Trapping | 41 | 13 | 22 | 0 | 6 | n/a | n/a | n/a | n/a | n/a |
| **UNIT 25 TOTALS** | | | | | | | | | | | |
| BEAVER | **TOTAL UNIT** | 39 | 18 | 11 | 0 | 10 | n/a | n/a | n/a | n/a | n/a |
| BLACK BEAR | **TOTAL UNIT** | 4 | 0 | 4 | 0 | 0 | n/a | n/a | n/a | n/a | n/a |
| BROWN BEAR | **TOTAL UNIT** | 20 | 1 | 6 | 13 | 0 | 0 | 0 | 0 | 0 | 0 |
| CARIBOU | **TOTAL UNIT** | 65 | 6 | 29 | 30 | 0 | 8 | 0 | 8 | 0 | 0 |
| COYOTE | **TOTAL UNIT** | n/a | n/a | n/a | n/a | n/a | n/a | n/a | n/a | n/a | n/a |
| FOX | **TOTAL UNIT** | n/a | n/a | n/a | n/a | n/a | n/a | n/a | n/a | n/a | n/a |
| LYNX | **TOTAL UNIT** | 198 | 115 | 68 | 0 | 15 | n/a | n/a | n/a | n/a | n/a |
| MARTEN | **TOTAL UNIT** | n/a | n/a | n/a | n/a | n/a | n/a | n/a | n/a | n/a | n/a |
| MINK | **TOTAL UNIT** | n/a | n/a | n/a | n/a | n/a | n/a | n/a | n/a | n/a | n/a |
| MOOSE | **TOTAL UNIT** | 104 | 25 | 59 | 18 | 2 | 381 | 87 | 272 | 18 | 4 |
| OTTER | **TOTAL UNIT** | 5 | 2 | 3 | 0 | 0 | n/a | n/a | n/a | n/a | n/a |
| SHEEP | **TOTAL UNIT** | 53 | 1 | 27 | 24 | 1 | 82 | 0 | 73 | 9 | 0 |
| WOLF | **TOTAL UNIT** | 81 | 42 | 33 | 2 | 4 | n/a | n/a | n/a | n/a | n/a |
| WOLVERINE | **TOTAL UNIT** | 41 | 13 | 22 | 0 | 6 | n/a | n/a | n/a | n/a | n/a |

# 1992-93 HUNTER INFORMATION BY UNIT/SUBUNIT: UNIT 26

| SPECIES | TYPE | HUNT | SUCCESSFUL HUNTERS TOTAL | UNIT RES | OTHER STATE RES | NON-RES | UNKN. RES | UNSUCCESSFUL HUNTERS TOTAL | UNIT RES | OTHER STATE RES | NON-RES | UNKN. RES | PERCENT SUCCESSFUL TOTAL | UNIT RES | OTHER STATE RES | NON-RES | UNKN. RES | EFFORT TOTAL HUNTER DAYS | EFFORT AVG. HUNTER EFFORT |
|---|---|---|---|---|---|---|---|---|---|---|---|---|---|---|---|---|---|---|---|
| **Unit/Subunit 26A** | | | | | | | | | | | | | | | | | | | |
| BLACK BEAR | General Season | | 0 | 0 | 0 | 0 | 0 | n/a | n/a | n/a | n/a | n/a | 0.00 | 0.00 | 0.00 | 0.00 | 0.00 | n/a | n/a |
| BROWN BEAR | General Season | | 9 | 1 | 8 | 0 | 0 | n/a | n/a | n/a | n/a | n/a | n/a | n/a | n/a | 0.00 | 0.00 | n/a | n/a |
| BROWN BEAR | Drawing | D0280 | 1 | 0 | 0 | 1 | 0 | n/a | n/a | n/a | n/a | n/a | n/a | 0.00 | 0.00 | n/a | 0.00 | n/a | n/a |
| BROWN BEAR | Drawing | D0286 | 6 | 0 | 0 | 6 | 0 | n/a | n/a | n/a | 0 | 0 | n/a | 0.00 | 0.00 | 100.00 | 0.00 | 27 | 4.50 |
| BROWN BEAR | Drawing | D0287 | 9 | 0 | 0 | 9 | 0 | 3 | 0 | 0 | 3 | 0 | 75.00 | 0.00 | 0.00 | 75.00 | 0.00 | n/a | n/a |
| BROWN BEAR | Drawing | D0295 | 2 | 0 | 0 | 2 | 0 | n/a | n/a | n/a | n/a | n/a | n/a | 0.00 | 0.00 | n/a | 0.00 | n/a | n/a |
| BROWN BEAR | Drawing | D0296 | 3 | 0 | 0 | 3 | 0 | 2 | 0 | 0 | 2 | 0 | 60.00 | 0.00 | 0.00 | 60.00 | 0.00 | n/a | n/a |
| BROWN BEAR | Registration | NWBB | 1 | 1 | 0 | 0 | 0 | 8 | 8 | 0 | 0 | 0 | 11.11 | 11.11 | 0.00 | 0.00 | 0.00 | n/a | n/a |
| BROWN BEAR | **TOTAL SUBUNIT** | | 31 | 2 | 8 | 21 | 0 | 13 | 8 | 0 | 5 | 0 | | | | | | | |
| CARIBOU | General Season | | 92 | 0 | 48 | 44 | 0 | 21 | n/a | 16 | 5 | 0 | 81.42 | 0.00 | 75.00 | 89.80 | 0.00 | 959 | 8.49 |
| COYOTE | Hunting/Trapping | | n/a | n/a | n/a | n/a | n/a | n/a | n/a | n/a | n/a | n/a | n/a | n/a | n/a | n/a | n/a | n/a | n/a |
| FOX | Hunting/Trapping | | n/a | n/a | n/a | n/a | n/a | n/a | n/a | n/a | n/a | n/a | n/a | n/a | n/a | n/a | n/a | n/a | n/a |
| LYNX | Hunting/Trapping | | 0 | 0 | 0 | 0 | 0 | n/a | n/a | n/a | n/a | n/a | 0.00 | 0.00 | 0.00 | 0.00 | 0.00 | n/a | n/a |
| MARTEN | Trapping | | n/a | n/a | n/a | n/a | n/a | n/a | n/a | n/a | n/a | n/a | n/a | n/a | n/a | n/a | n/a | n/a | n/a |
| MINK | Trapping | | n/a | n/a | n/a | n/a | n/a | n/a | n/a | n/a | n/a | n/a | n/a | n/a | n/a | n/a | n/a | n/a | n/a |
| MOOSE | General Season | | 60 | 12 | 16 | 29 | 3 | 45 | 13 | 19 | 12 | 1 | 57.14 | 48.00 | 45.71 | 70.73 | 75.00 | 669 | 6.37 |
| OTTER | Trapping | | 0 | 0 | 0 | 0 | 0 | n/a | n/a | n/a | n/a | n/a | 0.00 | 0.00 | 0.00 | 0.00 | 0.00 | n/a | n/a |
| SHEEP | General Season | | 5 | 0 | 2 | 3 | 0 | 20 | 0 | 16 | 4 | 0 | 20.00 | 0.00 | 11.11 | 42.86 | 0.00 | 131 | 5.24 |
| WOLF | Hunting/Trapping | | 27 | 11 | 14 | 0 | 2 | n/a | n/a | n/a | n/a | n/a | n/a | n/a | n/a | 0.00 | n/a | n/a | n/a |
| WOLVERINE | Hunting/Trapping | | 9 | 7 | 1 | 1 | 0 | n/a | n/a | n/a | n/a | n/a | n/a | n/a | n/a | n/a | 0.00 | n/a | n/a |
| **Unit/Subunit 26B** | | | | | | | | | | | | | | | | | | | |
| BLACK BEAR | General Season | | n/a | n/a | n/a | n/a | n/a | n/a | n/a | n/a | n/a | n/a | n/a | n/a | n/a | n/a | n/a | n/a | n/a |
| BROWN BEAR | General Season | | 10 | 0 | 9 | 0 | 1 | n/a | n/a | n/a | n/a | n/a | n/a | 0.00 | n/a | 0.00 | n/a | n/a | n/a |
| BROWN BEAR | Drawing | D0288 | 3 | 0 | 0 | 3 | 0 | 0 | 0 | 0 | 0 | 0 | 100.00 | 0.00 | 0.00 | 100.00 | 0.00 | 8 | 2.67 |
| BROWN BEAR | Drawing | D0297 | 1 | 0 | 0 | 1 | 0 | 1 | 0 | 0 | 1 | 0 | 50.00 | 0.00 | 0.00 | 50.00 | 0.00 | n/a | n/a |
| BROWN BEAR | **TOTAL SUBUNIT** | | 14 | 0 | 9 | 4 | 1 | 1 | 0 | 0 | 1 | 0 | | | | | | | |
| CARIBOU | General Season | | 382 | 0 | 308 | 74 | 0 | n/a | n/a | n/a | n/a | n/a | n/a | 0.00 | n/a | n/a | 0.00 | n/a | n/a |
| COYOTE | Hunting/Trapping | | n/a | n/a | n/a | n/a | n/a | n/a | n/a | n/a | n/a | n/a | n/a | n/a | n/a | n/a | n/a | n/a | n/a |
| FOX | Hunting/Trapping | | n/a | n/a | n/a | n/a | n/a | n/a | n/a | n/a | n/a | n/a | n/a | n/a | n/a | n/a | n/a | n/a | n/a |
| LYNX | Hunting/Trapping | | 3 | 0 | 3 | 0 | 0 | n/a | n/a | n/a | n/a | n/a | n/a | 0.00 | n/a | 0.00 | 0.00 | n/a | n/a |
| MINK | Trapping | | n/a | n/a | n/a | n/a | n/a | n/a | n/a | n/a | n/a | n/a | n/a | n/a | n/a | n/a | n/a | n/a | n/a |
| MOOSE | General Season | | 45 | 0 | 21 | 23 | 1 | 45 | 0 | 42 | 2 | 1 | 50.00 | 0.00 | 33.33 | 92.00 | 50.00 | 509 | 5.66 |
| MUSKOX | Tier II | T1010 | 0 | 0 | 0 | 0 | 0 | 0 | 0 | 0 | 0 | 0 | 0.00 | 0.00 | 0.00 | 0.00 | 0.00 | 0 | 0.00 |
| OTTER | Trapping | | 0 | 0 | 0 | 0 | 0 | n/a | n/a | n/a | n/a | n/a | 0.00 | 0.00 | 0.00 | 0.00 | 0.00 | n/a | n/a |
| SHEEP | General Season | | 65 | 0 | 36 | 28 | 1 | 107 | 1 | 102 | 3 | 1 | 37.79 | 0.00 | 26.09 | 90.32 | 50.00 | 905 | 5.26 |
| SHEEP | Federal | R1199 | 0 | 0 | 0 | 0 | 0 | 1 | 0 | 1 | 0 | 0 | 0.00 | 0.00 | 0.00 | 0.00 | 0.00 | 3 | 3.00 |
| SHEEP | **TOTAL SUBUNIT** | | 65 | 0 | 36 | 28 | 1 | 108 | 1 | 103 | 3 | 1 | | | | | | | |
| WOLF | Hunting/Trapping | | 31 | 0 | 25 | 0 | 6 | n/a | n/a | n/a | n/a | n/a | n/a | 0.00 | n/a | 0.00 | n/a | n/a | n/a |
| WOLVERINE | Hunting/Trapping | | 3 | 0 | 2 | 1 | 0 | n/a | n/a | n/a | n/a | n/a | n/a | 0.00 | n/a | n/a | 0.00 | n/a | n/a |

# 1992-93 HUNTER INFORMATION BY UNIT/SUBUNIT: UNIT 26

| SPECIES | TYPE | HUNT | SUCCESSFUL HUNTERS TOTAL | UNIT RES | OTHER STATE RES | NON-RES | UNKN. RES | UNSUCCESSFUL HUNTERS TOTAL | UNIT RES | OTHER STATE RES | NON-RES | UNKN. RES | PERCENT SUCCESSFUL TOTAL | UNIT RES | OTHER STATE RES | NON-RES | UNKN. RES | EFFORT TOTAL HUNTER DAYS | EFFORT AVG. HUNTER EFFORT |
|---|---|---|---|---|---|---|---|---|---|---|---|---|---|---|---|---|---|---|---|
| **Unit/Subunit 26C** | | | | | | | | | | | | | | | | | | | |
| BLACK BEAR | General Season | | n/a | n/a | n/a | n/a | n/a | n/a | n/a | n/a | n/a | n/a | n/a | n/a | n/a | n/a | n/a | n/a | n/a |
| BROWN BEAR | General Season | | 2 | 1 | 1 | 0 | 0 | n/a | n/a | n/a | n/a | n/a | n/a | n/a | n/a | 0.00 | 0.00 | n/a | n/a |
| BROWN BEAR | Drawing | D0280 | 0 | 0 | 0 | 0 | 0 | 0 | 0 | 0 | 0 | 0 | 0.00 | 0.00 | 0.00 | 0.00 | 0.00 | 0 | 0.00 |
| BROWN BEAR | Drawing | D0289 | 2 | 0 | 0 | 2 | 0 | 1 | 0 | 0 | 1 | 0 | 66.67 | 0.00 | 0.00 | 66.67 | 0.00 | 14 | 4.67 |
| BROWN BEAR | Drawing | D0290 | 2 | 0 | 0 | 2 | 0 | 0 | 0 | 0 | 0 | 0 | 100.00 | 0.00 | 0.00 | 100.00 | 0.00 | 4 | 2.00 |
| BROWN BEAR | Drawing | D0298 | 0 | 0 | 0 | 0 | 0 | 0 | 0 | 0 | 0 | 0 | 0.00 | 0.00 | 0.00 | 0.00 | 0.00 | 0 | 0.00 |
| BROWN BEAR | **TOTAL SUBUNIT** | | 6 | 1 | 1 | 4 | 0 | 1 | 0 | 0 | 1 | 0 | | | | | | | |
| CARIBOU | General Season | | 31 | 26 | 4 | 1 | 0 | n/a | n/a | n/a | n/a | n/a | n/a | n/a | n/a | n/a | 0.00 | n/a | n/a |
| COYOTE | Hunting/Trapping | | n/a | n/a | n/a | n/a | n/a | n/a | n/a | n/a | n/a | n/a | n/a | n/a | n/a | n/a | n/a | n/a | n/a |
| FOX | Hunting/Trapping | | n/a | n/a | n/a | n/a | n/a | n/a | n/a | n/a | n/a | n/a | n/a | n/a | n/a | n/a | n/a | n/a | n/a |
| LYNX | Hunting/Trapping | | 0 | 0 | 0 | 0 | 0 | n/a | n/a | n/a | n/a | n/a | 0.00 | 0.00 | 0.00 | 0.00 | 0.00 | n/a | n/a |
| MINK | Trapping | | n/a | n/a | n/a | n/a | n/a | n/a | n/a | n/a | n/a | n/a | n/a | n/a | n/a | n/a | n/a | n/a | n/a |
| MOOSE | General Season | | 4 | 0 | 2 | 2 | 0 | 1 | 0 | 1 | 0 | 0 | 80.00 | 0.00 | 66.67 | 100.00 | 0.00 | 13 | 2.60 |
| MUSKOX | Federal | R1013 | 8 | 7 | 0 | 0 | 1 | 1 | 1 | 0 | 0 | 0 | 88.89 | 87.50 | 0.00 | 0.00 | 100.00 | 12 | 1.33 |
| OTTER | Trapping | | 0 | 0 | 0 | 0 | 0 | n/a | n/a | n/a | n/a | n/a | 0.00 | 0.00 | 0.00 | 0.00 | 0.00 | n/a | n/a |
| SHEEP | General Season | | 68 | 2 | 39 | 27 | 0 | 39 | 0 | 31 | 7 | 1 | 63.55 | 100.00 | 55.71 | 79.41 | 0.00 | 509 | 4.76 |
| SHEEP | Registration | R1195 | 2 | 0 | 2 | 0 | 0 | n/a | n/a | n/a | n/a | n/a | n/a | 0.00 | n/a | 0.00 | 0.00 | n/a | n/a |
| SHEEP | **TOTAL SUBUNIT** | | 70 | 2 | 41 | 27 | 0 | 39 | 0 | 31 | 7 | 1 | | | | | | | |
| WOLF | Hunting/Trapping | | 6 | 0 | 6 | 0 | 0 | n/a | n/a | n/a | n/a | n/a | n/a | 0.00 | n/a | 0.00 | 0.00 | n/a | n/a |
| WOLVERINE | Hunting/Trapping | | 1 | 0 | 1 | 0 | 0 | n/a | n/a | n/a | n/a | n/a | n/a | 0.00 | n/a | 0.00 | 0.00 | n/a | n/a |
| **Unit/Subunit 26Z** | | | | | | | | | | | | | | | | | | | |
| MOOSE | General Season | | 0 | 0 | 0 | 0 | 0 | 3 | 0 | 2 | 1 | 0 | 0.00 | 0.00 | 0.00 | 0.00 | 0.00 | 15 | 5.00 |
| SHEEP | General Season | | 1 | 0 | 1 | 0 | 0 | 6 | 0 | 6 | 0 | 0 | 14.29 | 0.00 | 14.29 | 0.00 | 0.00 | 47 | 6.71 |

# 1992-93 HUNTER INFORMATION BY UNIT/SUBUNIT: UNIT 26

| SPECIES | TYPE | HUNT TOTAL | SUCCESSFUL HUNTERS UNIT RES | SUCCESSFUL HUNTERS OTHER STATE RES | SUCCESSFUL HUNTERS NON-RES | SUCCESSFUL HUNTERS UNKN. RES | UNSUCCESSFUL HUNTERS TOTAL | UNSUCCESSFUL HUNTERS UNIT RES | UNSUCCESSFUL HUNTERS OTHER STATE RES | UNSUCCESSFUL HUNTERS NON-RES | UNSUCCESSFUL HUNTERS UNKN. RES |
|---|---|---|---|---|---|---|---|---|---|---|---|
| **UNIT 26 TOTALS FOR SPECIES AND HUNT TYPE** | | | | | | | | | | | |
| BLACK BEAR | General Season | 0 | 0 | 0 | 0 | 0 | n/a | n/a | n/a | n/a | n/a |
| BROWN BEAR | Drawing | 29 | 0 | 0 | 29 | 0 | 7 | 0 | 0 | 7 | 0 |
| BROWN BEAR | General Season | 21 | 2 | 18 | 0 | 1 | n/a | n/a | n/a | n/a | n/a |
| BROWN BEAR | Registration | 1 | 1 | 0 | 0 | 0 | 8 | 8 | 0 | 0 | 0 |
| CARIBOU | General Season | 505 | 26 | 360 | 119 | 0 | 21 | n/a | 16 | 5 | 0 |
| COYOTE | Hunting/Trapping | n/a | n/a | n/a | n/a | n/a | n/a | n/a | n/a | n/a | n/a |
| FOX | Hunting/Trapping | n/a | n/a | n/a | n/a | n/a | n/a | n/a | n/a | n/a | n/a |
| LYNX | Hunting/Trapping | 3 | 0 | 3 | 0 | 0 | n/a | n/a | n/a | n/a | n/a |
| MARTEN | Trapping | n/a | n/a | n/a | n/a | n/a | n/a | n/a | n/a | n/a | n/a |
| MINK | Trapping | n/a | n/a | n/a | n/a | n/a | n/a | n/a | n/a | n/a | n/a |
| MOOSE | General Season | 109 | 12 | 39 | 54 | 4 | 94 | 13 | 64 | 15 | 2 |
| MUSKOX | Federal | 8 | 7 | 0 | 0 | 1 | 1 | 1 | 0 | 0 | 0 |
| MUSKOX | Tier II | 0 | 0 | 0 | 0 | 0 | 0 | 0 | 0 | 0 | 0 |
| OTTER | Trapping | 0 | 0 | 0 | 0 | 0 | n/a | n/a | n/a | n/a | n/a |
| SHEEP | Federal | 0 | 0 | 0 | 0 | 0 | 1 | 0 | 1 | 0 | 0 |
| SHEEP | General Season | 139 | 2 | 78 | 58 | 1 | 172 | 1 | 155 | 14 | 2 |
| SHEEP | Registration | 2 | 0 | 2 | 0 | 0 | n/a | n/a | n/a | n/a | n/a |
| WOLF | Hunting/Trapping | 64 | 11 | 45 | 0 | 8 | n/a | n/a | n/a | n/a | n/a |
| WOLVERINE | Hunting/Trapping | 13 | 7 | 4 | 2 | 0 | n/a | n/a | n/a | n/a | n/a |
| **UNIT 26 TOTALS** | | | | | | | | | | | |
| BLACK BEAR | **TOTAL UNIT** | 0 | 0 | 0 | 0 | 0 | n/a | n/a | n/a | n/a | n/a |
| BROWN BEAR | **TOTAL UNIT** | 51 | 3 | 18 | 29 | 1 | 15 | 8 | 0 | 7 | 0 |
| CARIBOU | **TOTAL UNIT** | 505 | 26 | 360 | 119 | 0 | 21 | n/a | 16 | 5 | 0 |
| COYOTE | **TOTAL UNIT** | n/a | n/a | n/a | n/a | n/a | n/a | n/a | n/a | n/a | n/a |
| FOX | **TOTAL UNIT** | n/a | n/a | n/a | n/a | n/a | n/a | n/a | n/a | n/a | n/a |
| LYNX | **TOTAL UNIT** | 3 | 0 | 3 | 0 | 0 | n/a | n/a | n/a | n/a | n/a |
| MARTEN | **TOTAL UNIT** | n/a | n/a | n/a | n/a | n/a | n/a | n/a | n/a | n/a | n/a |
| MINK | **TOTAL UNIT** | n/a | n/a | n/a | n/a | n/a | n/a | n/a | n/a | n/a | n/a |
| MOOSE | **TOTAL UNIT** | 109 | 12 | 39 | 54 | 4 | 94 | 13 | 64 | 15 | 2 |
| MUSKOX | **TOTAL UNIT** | 8 | 7 | 0 | 0 | 1 | 1 | 1 | 0 | 0 | 0 |
| OTTER | **TOTAL UNIT** | 0 | 0 | 0 | 0 | 0 | n/a | n/a | n/a | n/a | n/a |
| SHEEP | **TOTAL UNIT** | 141 | 2 | 80 | 58 | 1 | 173 | 1 | 156 | 14 | 2 |
| WOLF | **TOTAL UNIT** | 64 | 11 | 45 | 0 | 8 | n/a | n/a | n/a | n/a | n/a |
| WOLVERINE | **TOTAL UNIT** | 13 | 7 | 4 | 2 | 0 | n/a | n/a | n/a | n/a | n/a |

# 1992-93 HUNTER INFORMATION BY UNIT/SUBUNIT: UNIT 27 (UNKNOWNS)

| SPECIES | TYPE | HUNT | SUCCESSFUL HUNTERS TOTAL | UNIT RES | OTHER STATE RES | NON-RES | UNKN. RES | UNSUCCESSFUL HUNTERS TOTAL | UNIT RES | OTHER STATE RES | NON-RES | UNKN. RES | PERCENT SUCCESSFUL TOTAL | UNIT RES | OTHER STATE RES | NON-RES | UNKN. RES | EFFORT TOTAL HUNTER DAYS | EFFORT AVG. HUNTER EFFORT |
|---|---|---|---|---|---|---|---|---|---|---|---|---|---|---|---|---|---|---|---|
| **Unit/Subunit 27Z** | | | | | | | | | | | | | | | | | | | |
| MOOSE | General Season | | 49 | 0 | 41 | 7 | 1 | 296 | 0 | 257 | 31 | 8 | 14.20 | 0.00 | 13.76 | 18.42 | 11.11 | 1578 | 4.57 |
| SHEEP | General Season | | 2 | 0 | 0 | 2 | 0 | 29 | 0 | 19 | 10 | 0 | 6.45 | 0.00 | 0.00 | 16.67 | 0.00 | 135 | 4.35 |
| SHEEP | Drawing | D1102 | 0 | 0 | 0 | 0 | 0 | 4 | 0 | 3 | 1 | 0 | 0.00 | 0.00 | 0.00 | 0.00 | 0.00 | 14 | 3.50 |
| **UNIT 27 TOTALS FOR SPECIES AND HUNT TYPE** | | | | | | | | | | | | | | | | | | | |
| MOOSE | General Season | | 49 | 0 | 41 | 7 | 1 | 296 | 0 | 257 | 31 | 8 | | | | | | | |
| SHEEP | Drawing | | 0 | 0 | 0 | 0 | 0 | 4 | 0 | 3 | 1 | 0 | | | | | | | |
| SHEEP | General Season | | 2 | 0 | 0 | 2 | 0 | 29 | 0 | 19 | 10 | 0 | | | | | | | |
| **UNIT 27 TOTALS** | | | | | | | | | | | | | | | | | | | |
| MOOSE | **TOTAL UNIT** | | 49 | 0 | 41 | 7 | 1 | 296 | 0 | 257 | 31 | 8 | | | | | | | |
| SHEEP | **TOTAL UNIT** | | 2 | 0 | 0 | 2 | 0 | 33 | 0 | 22 | 11 | 0 | | | | | | | |

# 1992-93 HUNTER INFORMATION BY UNIT/SUBUNIT: STATEWIDE

| | | | SUCCESSFUL HUNTERS | | | | UNSUCCESSFUL HUNTERS | | | | |
|---|---|---|---|---|---|---|---|---|---|---|---|
| SPECIES | TYPE | HUNT TOTAL | UNIT RES | OTHER STATE RES | NON-RES | UNKN. RES | TOTAL | UNIT RES | TOTAL STATE RES | NON-RES | UNKN. RES |
| **STATEWIDE TOTALS FOR SPECIES AND HUNT TYPE** | | | | | | | | | | | |
| BEAVER | Trapping | 3125 | 1973 | 333 | 5 | 814 | n/a | n/a | n/a | n/a | n/a |
| BISON | Drawing | 110 | 29 | 78 | 1 | 2 | 23 | 0 | 23 | 0 | 0 |
| BLACK BEAR | General Season | 1668 | 675 | 538 | 428 | 27 | n/a | n/a | n/a | n/a | n/a |
| BROWN BEAR | Drawing | 131 | 10 | 60 | 61 | 0 | 130 | 15 | 105 | 9 | 1 |
| BROWN BEAR | Federal | 1 | 1 | 0 | 0 | 0 | 0 | 0 | 0 | 0 | 0 |
| BROWN BEAR | General Season | 646 | 132 | 234 | 261 | 19 | n/a | n/a | n/a | n/a | n/a |
| BROWN BEAR | Registration | 305 | 59 | 48 | 198 | 0 | 667 | 390 | 146 | 131 | 0 |
| CARIBOU | Drawing | 19 | 3 | 15 | 1 | 0 | 59 | 9 | 45 | 2 | 3 |
| CARIBOU | Federal | 622 | 563 | 55 | 0 | 4 | 931 | 832 | 99 | 0 | 0 |
| CARIBOU | General Season | 1082 | 34 | 625 | 422 | 1 | 32 | 4 | 22 | 5 | 1 |
| CARIBOU | Registration | 387 | 163 | 215 | 5 | 4 | 783 | 428 | 326 | 22 | 7 |
| CARIBOU | Tier II | 3449 | 283 | 3166 | 0 | 0 | 1762 | 317 | 1445 | 0 | 0 |
| DEER | General Season | 9644 | 5537 | 3855 | 252 | 0 | 5489 | 2916 | 2325 | 248 | 0 |
| DEER | Registration | 187 | 184 | 2 | 1 | 0 | 476 | 467 | 8 | 1 | 0 |
| ELK | Drawing | 23 | 7 | 16 | 0 | 0 | 52 | 18 | 30 | 4 | 0 |
| ELK | Registration | 45 | 29 | 14 | 2 | 0 | 293 | 131 | 147 | 13 | 2 |
| LYNX | Hunting/Trapping | 1339 | 836 | 317 | 5 | 181 | n/a | n/a | n/a | n/a | n/a |
| MARTEN | Trapping | 847 | 531 | 259 | 0 | 57 | n/a | n/a | n/a | n/a | n/a |
| MOOSE | Drawing | 397 | 317 | 69 | 5 | 6 | 427 | 338 | 77 | 5 | 7 |
| MOOSE | Federal | 81 | 75 | 6 | 0 | 0 | 428 | 416 | 10 | 0 | 2 |
| MOOSE | General Season | 5429 | 2416 | 2107 | 725 | 181 | 18005 | 10344 | 6117 | 1081 | 463 |
| MOOSE | Registration | 224 | 162 | 56 | 6 | 0 | 1279 | 985 | 260 | 23 | 11 |
| MOOSE | Tier II | 94 | 68 | 26 | 0 | 0 | 162 | 100 | 62 | 0 | 0 |
| MT. GOAT | Drawing | 122 | 45 | 73 | 1 | 3 | 138 | 33 | 100 | 2 | 3 |
| MT. GOAT | Federal | 3 | 1 | 2 | 0 | 0 | 7 | 7 | 0 | 0 | 0 |
| MT. GOAT | Registration | 348 | 161 | 111 | 75 | 1 | 678 | 353 | 286 | 31 | 8 |
| MT. GOAT | Tier II | 24 | 16 | 8 | 0 | 0 | 24 | 14 | 10 | 0 | 0 |
| MUSKOX | Drawing | 46 | 12 | 33 | 1 | 0 | 0 | 0 | 0 | 0 | 0 |
| MUSKOX | Federal | 8 | 7 | 0 | 0 | 1 | 1 | 1 | 0 | 0 | 0 |
| MUSKOX | Registration | 55 | 53 | 2 | 0 | 0 | 0 | 0 | 0 | 0 | 0 |
| MUSKOX | Tier II | 0 | 0 | 0 | 0 | 0 | 0 | 0 | 0 | 0 | 0 |
| OTTER | Trapping | 996 | 651 | 141 | 1 | 203 | n/a | n/a | n/a | n/a | n/a |
| SHEEP | Drawing | 161 | 102 | 46 | 13 | 0 | 296 | 205 | 78 | 7 | 6 |
| SHEEP | Federal | 4 | 4 | 0 | 0 | 0 | 8 | 7 | 1 | 0 | 0 |
| SHEEP | General Season | 936 | 98 | 457 | 353 | 28 | 1878 | 382 | 1299 | 157 | 40 |
| SHEEP | Registration | 4 | 0 | 4 | 0 | 0 | 0 | 0 | 0 | 0 | 0 |
| SHEEP | Subsistence | n/a | n/a | n/a | n/a | n/a | n/a | n/a | n/a | n/a | n/a |
| WOLF | Hunting/Trapping | 953 | 597 | 244 | 17 | 95 | n/a | n/a | n/a | n/a | n/a |
| WOLVERINE | Hunting/Trapping | 355 | 193 | 90 | 5 | 67 | n/a | n/a | n/a | n/a | n/a |

# 1992-93 HUNTER INFORMATION BY UNIT/SUBUNIT: STATEWIDE

| SPECIES | TYPE | HUNT | SUCCESSFUL HUNTERS TOTAL | UNIT RES | OTHER STATE RES | NON-RES | UNKN. RES | UNSUCCESSFUL HUNTERS TOTAL | UNIT RES | TOTAL STATE RES | NON-RES | UNKN. RES |
|---|---|---|---|---|---|---|---|---|---|---|---|---|
| **STATEWIDE TOTALS FOR SPECIES** | | | | | | | | | | | | |
| BEAVER | **TOTAL STATEWIDE** | 3125 | 1973 | 333 | 5 | 814 | n/a | n/a | n/a | n/a | n/a | |
| BISON | **TOTAL STATEWIDE** | 110 | 29 | 78 | 1 | 2 | 23 | 0 | 23 | 0 | 0 | |
| BLACK BEAR | **TOTAL STATEWIDE** | 1668 | 675 | 538 | 428 | 27 | n/a | n/a | n/a | n/a | n/a | |
| BROWN BEAR | **TOTAL STATEWIDE** | 1083 | 202 | 342 | 520 | 19 | 797 | 405 | 251 | 140 | 1 | |
| CARIBOU | **TOTAL STATEWIDE** | 5559 | 1046 | 4076 | 428 | 9 | 3567 | 1590 | 1937 | 29 | 11 | |
| DEER | **TOTAL STATEWIDE** | 9831 | 5721 | 3857 | 253 | 0 | 5965 | 3383 | 2333 | 249 | 0 | |
| ELK | **TOTAL STATEWIDE** | 68 | 36 | 30 | 2 | 0 | 345 | 149 | 177 | 17 | 2 | |
| LYNX | **TOTAL STATEWIDE** | 1339 | 836 | 317 | 5 | 181 | n/a | n/a | n/a | n/a | n/a | |
| MARTEN | **TOTAL STATEWIDE** | 847 | 531 | 259 | 0 | 57 | n/a | n/a | n/a | n/a | n/a | |
| MOOSE | **TOTAL STATEWIDE** | 6225 | 3038 | 2264 | 736 | 187 | 20301 | 12183 | 6526 | 1109 | 483 | |
| MT. GOAT | **TOTAL STATEWIDE** | 497 | 223 | 194 | 76 | 4 | 847 | 407 | 396 | 33 | 11 | |
| MUSKOX | **TOTAL STATEWIDE** | 109 | 72 | 35 | 1 | 1 | 1 | 1 | 0 | 0 | 0 | |
| OTTER | **TOTAL STATEWIDE** | 996 | 651 | 141 | 1 | 203 | n/a | n/a | n/a | n/a | n/a | |
| SHEEP | **TOTAL STATEWIDE** | 1105 | 204 | 507 | 366 | 28 | 2182 | 594 | 1378 | 164 | 46 | |
| WOLF | **TOTAL STATEWIDE** | 953 | 597 | 244 | 17 | 95 | n/a | n/a | n/a | n/a | n/a | |
| WOLVERINE | **TOTAL STATEWIDE** | 355 | 193 | 90 | 5 | 67 | n/a | n/a | n/a | n/a | n/a | |



# 1992-93 SPECIAL SUBSISTENCE HUNTS, HARVEST INFORMATION

| GMU | TYPE | HUNT | TOTAL HARVEST | SEX | | | DLP | UNREPORTED ILLEGAL | AVERAGE HORN LGTH./ ANTLER WIDTH | COMMENTS |
|---|---|---|---|---|---|---|---|---|---|---|
| | | | | MALE | FEMALE | UNKNOWN | | | | |
| **BROWN BEAR** | | | | | | | | | | |
| 09E | Federal | R0264 | 1 | 1 | 0 | 0 | | 0 | | |
| 23 | Registration | NWBB | 10 | 7 | 3 | 0 | | 0 | | NWBB = Northwest Brown Bear subsistence hunt. 11 UNIT RES and 1 OTHER STATE RES did not report, success unknown |
| 24 | Registration | NWBB | 1 | 0 | 1 | 0 | | 0 | | NWBB = Northwest Brown Bear subsistence hunt. |
| 26A | Registration | NWBB | 1 | 1 | 0 | 0 | | 0 | | NWBB = Northwest Brown Bear subsistence hunt. |
| 17A | Registration | WBB | n/a | n/a | n/a | n/a | | n/a | | WBB = Western Brown Bear subsistence hunt. |
| 17B | Registration | WBB | n/a | n/a | n/a | n/a | | n/a | | WBB = Western Brown Bear subsistence hunt. |
| 18 | Registration | WBB | 6 | 6 | 0 | 0 | | n/a | | WBB = Western Brown Bear subsistence hunt. Most of the unsuccessful hunters did not attempt to hunt |
| 19A | Registration | WBB | 0 | 0 | 0 | 0 | | 0 | | WBB = Western Brown Bear subsistence hunt. |
| 19B | Registration | WBB | 0 | 0 | 0 | 0 | | 0 | | WBB = Western Brown Bear subsistence hunt. |
| | **TOTAL REGISTRATION** | | 18 | 14 | 4 | 0 | | 0 | | |
| | **TOTAL STATEWIDE** | | 19 | 15 | 4 | 0 | 0 | 0 | | |
| **CARIBOU** | | | | | | | | | | |
| 12 | Federal | R0512 | 0 | 0 | 0 | 0 | | n/a | n/a | No permits issued |
| 13A | Federal | R0513 | 2 | 2 | 0 | 0 | | 0 | n/a | See Nelchina Herd summary |
| 13B | Federal | R0513 | 438 | 286 | 140 | 12 | | 107 | n/a | See Nelchina Herd summary |
| 13C | Federal | R0513 | 5 | 5 | 0 | 0 | | 1 | n/a | See Nelchina Herd summary |
| 13D | Federal | R0513 | 1 | 0 | 1 | 0 | | 0 | n/a | See Nelchina Herd summary |
| 13E | Federal | R0513 | 24 | 17 | 6 | 1 | | 6 | n/a | See Nelchina Herd summary |
| 13Z | Federal | R0513 | 18 | 9 | 7 | 2 | | 4 | n/a | See Nelchina Herd summary |
| 18 | Federal | R0518 | 63 | 63 | 0 | 0 | | 10 | n/a | Most of the unsuccessful hunters did not attempt to hunt. See Kilbuck Herd summary |
| 20E | Federal | R0520 | 15 | 3 | 12 | 0 | | 2 | n/a | See Fortymile Herd summary |
| 20E | Federal | R0575 | 56 | 56 | 0 | 0 | | 2 | n/a | See Fortymile Herd summary |
| | **TOTAL FEDERAL** | | 622 | 441 | 166 | 15 | | 132 | | |

# 1992-93 SPECIAL SUBSISTENCE HUNTS, HARVEST INFORMATION

| GMU | TYPE | HUNT | TOTAL HARVEST | SEX | | | DLP | UNREPORTED ILLEGAL | AVERAGE HORN LGTH./ ANTLER WIDTH | COMMENTS |
|---|---|---|---|---|---|---|---|---|---|---|
| | | | | MALE | FEMALE | UNKNOWN | | | | |
| **CARIBOU** | | | | | | | | | | |
| 13A | Tier II | T0566 | 766 | 599 | 166 | 1 | | 0 | n/a | See Nelchina Herd summary |
| 13B | Tier II | T0566 | 1076 | 765 | 307 | 4 | | 0 | n/a | See Nelchina Herd summary |
| 13C | Tier II | T0566 | 34 | 31 | 3 | 0 | | 0 | n/a | See Nelchina Herd summary |
| 13D | Tier II | T0566 | 28 | 19 | 9 | 0 | | 0 | n/a | See Nelchina Herd summary |
| 13E | Tier II | T0566 | 1115 | 539 | 571 | 5 | | 0 | n/a | See Nelchina Herd summary |
| 13Z | Tier II | T0566 | 395 | 219 | 166 | 10 | | 0 | n/a | See Nelchina Herd summary |
| 14A | Tier II | T0566 | 1 | 1 | 0 | 0 | | n/a | n/a | Caribou taken outside of permit hunt area. See Nelchina Herd summary |
| 14B | Tier II | T0566 | 34 | 21 | 13 | 0 | | n/a | n/a | See Nelchina Herd summary |
| | **TOTAL TIER II** | | 3449 | 2194 | 1235 | 20 | | n/a | | |
| | **TOTAL STATEWIDE** | | 4071 | 2635 | 1401 | 35 | | 132 | | |
| **MOOSE** | | | | | | | | | | |
| 09C | Federal | R0908 | 2 | 2 | 0 | 0 | | 0 | n/a | |
| 09C | Federal | R0909 | 0 | 0 | 0 | 0 | | 0 | n/a | No permits issued |
| 11 | Federal | R0913 | 0 | 0 | 0 | 0 | | 0 | n/a | |
| 13A | Federal | R0913 | 7 | 7 | 0 | 0 | | 0 | 39.00 | |
| 13B | Federal | R0913 | 35 | 35 | 0 | 0 | | 0 | 41.80 | |
| 13C | Federal | R0913 | 2 | 2 | 0 | 0 | | 0 | 29.50 | |
| 13D | Federal | R0913 | 9 | 9 | 0 | 0 | | 0 | 39.83 | |
| 13E | Federal | R0913 | 3 | 3 | 0 | 0 | | 0 | 38.50 | |
| 13Z | Federal | R0913 | 1 | 1 | 0 | 0 | | 0 | 50.00 | |
| 16B | Federal | R0978 | 3 | 2 | 1 | 0 | | 2 | n/a | |
| 20B | Federal | R0980 | 4 | 4 | 0 | 0 | | 0 | 30.00 | |
| 20Z | Federal | R0980 | 0 | 0 | 0 | 0 | | 0 | n/a | |
| 20F | Federal | R0990 | 0 | 0 | 0 | 0 | | 0 | n/a | |
| 24 | Federal | R0991 | 11 | 11 | 0 | 0 | | 2 | 53.19 | |
| 25A | Federal | R0992 | 0 | 0 | 0 | 0 | | n/a | n/a | Hunt held, no effort |
| 25D | Federal | R0993 | 0 | 0 | 0 | 0 | | n/a | n/a | Hunt held, no effort |
| 25D | Federal | R0995 | 4 | 4 | 0 | 0 | | 3 | 33.13 | |
| | **TOTAL FEDERAL** | | 81 | 80 | 1 | 0 | | 7 | | |
| 15C | Tier II | T0940 | 3 | 3 | 0 | 0 | | 0 | 28.25 | |
| 16B | Tier II | T0979 | 43 | 43 | 0 | 0 | | 0 | 31.78 | 3 unsuccessful hunters hunted outside permit hunt area, in GMU 16A |
| 19A | Tier II | T0984 | n/a | n/a | n/a | n/a | | n/a | n/a | Lime Village subsistence hunt. No reports returned. |
| 20B | Tier II | T0985 | 42 | 41 | 0 | 1 | | 0 | 41.52 | |
| 20D | Tier II | T0987 | 1 | 1 | 0 | 0 | | 0 | n/a | |
| 25D | Tier II | T0994 | 5 | 5 | 0 | 0 | | 0 | 35.60 | |
| | **TOTAL TIER II** | | 94 | 93 | 0 | 1 | | 0 | | |
| | **TOTAL STATEWIDE** | | 175 | 173 | 1 | 1 | | 7 | | |

# 1992-93 SPECIAL SUBSISTENCE HUNTS, HARVEST INFORMATION

| GMU | TYPE | HUNT | TOTAL HARVEST | SEX | | | DLP | UNREPORTED ILLEGAL | AVERAGE HORN LGTH./ ANTLER WIDTH | COMMENTS |
|---|---|---|---|---|---|---|---|---|---|---|
| | | | | MALE | FEMALE | UNKNOWN | | | | |
| **MT. GOAT** | | | | | | | | | | |
| 01B | Federal | R0801 | 2 | 0 | 2 | 0 | | 0 | n/a | GMU 1B has no communities and no residents |
| 06D | Federal | R0821 | 1 | 0 | 1 | 0 | | 0 | n/a | |
| | **TOTAL FEDERAL** | | 3 | 0 | 3 | 0 | | 0 | | |
| 07 | Tier II | T0852 | 4 | 3 | 1 | 0 | | 0 | n/a | |
| 15C | Tier II | T0863 | 8 | 6 | 2 | 0 | | 0 | n/a | |
| 15C | Tier II | T0864 | 3 | 3 | 0 | 0 | | 0 | n/a | |
| 15C | Tier II | T0865 | 9 | 7 | 2 | 0 | | 0 | n/a | |
| | **TOTAL TIER II** | | 24 | 19 | 5 | 0 | | 0 | | |
| | **TOTAL STATEWIDE** | | 27 | 19 | 8 | 0 | | 0 | | |
| **MUSKOX** | | | | | | | | | | |
| 26C | Federal | R1013 | 8 | 8 | 0 | 0 | | 1 | | |
| 26B | Tier II | T1010 | 0 | 0 | 0 | 0 | | 0 | | |
| | **TOTAL STATEWIDE** | | 8 | 8 | 0 | 0 | | 1 | | |
| **SHEEP** | | | | | | | | | | |
| 24 | Federal | R1124 | 4 | 4 | 0 | 0 | | 1 | 35.13 | |
| 25A | Federal | R1196 | n/a | n/a | n/a | n/a | | 8 | n/a | No reports returned |
| 25A | Federal | R1197 | 0 | 0 | 0 | 0 | | 0 | n/a | Hunt held, no effort |
| 25A | Federal | R1198 | 0 | 0 | 0 | 0 | | 0 | n/a | Hunt held, no effort |
| 24 | Federal | R1199 | 0 | 0 | 0 | 0 | | 0 | n/a | |
| 26B | Federal | R1199 | 0 | 0 | 0 | 0 | | 0 | n/a | |
| | **TOTAL FEDERAL** | | 4 | 4 | 0 | 0 | | 9 | | |
| 24 | Subsistence | | 23 | 18 | 5 | 0 | | n/a | n/a | Gates of the Arctic subsistence hunt |
| | **TOTAL STATEWIDE** | | 27 | 22 | 5 | 0 | | 9 | | |

# 1992-93 SPECIAL SUBSISTENCE HUNTS, HUNTER INFORMATION

| GMU | TYPE | HUNT | SUCCESSFUL HUNTERS TOTAL | UNIT RES | OTHER STATE RES | NON-RES | UNKN. RES | UNSUCCESSFUL HUNTERS TOTAL | UNIT RES | OTHER STATE RES | NON-RES | UNKN. RES | PERCENT SUCCESSFUL TOTAL | UNIT RES | OTHER STATE RES | NON-RES | UNKN. RES | EFFORT TOTAL HUNTER DAYS | EFFORT AVG. HUNTER EFFORT |
|---|---|---|---|---|---|---|---|---|---|---|---|---|---|---|---|---|---|---|---|
| **BROWN BEAR** | | | | | | | | | | | | | | | | | | | |
| 09E | Federal | R0264 | 1 | 1 | 0 | 0 | 0 | 0 | 0 | 0 | 0 | 0 | 100.00 | 100.00 | 0.00 | 0.00 | 0.00 | 6 | 6.00 |
| 17A | Registration | WBB | n/a | n/a | n/a | n/a | n/a | n/a | n/a | n/a | n/a | n/a | n/a | n/a | n/a | n/a | n/a | n/a | n/a |
| 17B | Registration | WBB | n/a | n/a | n/a | n/a | n/a | n/a | n/a | n/a | n/a | n/a | n/a | n/a | n/a | n/a | n/a | n/a | n/a |
| 18 | Registration | WBB | 6 | 6 | 0 | 0 | 0 | 87 | 87 | 0 | 0 | 0 | 6.45 | 6.45 | 0.00 | 0.00 | 0.00 | n/a | n/a |
| 19A | Registration | WBB | 0 | 0 | 0 | 0 | 0 | 0 | 0 | 0 | 0 | 0 | 0.00 | 0.00 | 0.00 | 0.00 | 0.00 | 0 | 0.00 |
| 19B | Registration | WBB | 0 | 0 | 0 | 0 | 0 | 0 | 0 | 0 | 0 | 0 | 0.00 | 0.00 | 0.00 | 0.00 | 0.00 | 0 | 0.00 |
| 23 | Registration | NWBB | 10 | 10 | 0 | 0 | 0 | 56 | 53 | 3 | 0 | 0 | 15.15 | 15.87 | 0.00 | 0.00 | 0.00 | n/a | n/a |
| 24 | Registration | NWBB | 1 | 1 | 0 | 0 | 0 | 9 | 9 | 0 | 0 | 0 | 10.00 | 10.00 | 0.00 | 0.00 | 0.00 | n/a | n/a |
| 26A | Registration | NWBB | 1 | 1 | 0 | 0 | 0 | 8 | 8 | 0 | 0 | 0 | 11.11 | 11.11 | 0.00 | 0.00 | 0.00 | n/a | n/a |
| | **TOTAL REGISTRATION** | | 18 | 18 | 0 | 0 | 0 | 160 | 157 | 3 | 0 | 0 | | | | | | | |
| | **TOTAL STATEWIDE** | | 19 | 19 | 0 | 0 | 0 | 160 | 157 | 3 | 0 | 0 | | | | | | | |
| **CARIBOU** | | | | | | | | | | | | | | | | | | | |
| 12 | Federal | R0512 | 0 | 0 | 0 | 0 | 0 | 0 | 0 | 0 | 0 | 0 | 0.00 | 0.00 | 0.00 | 0.00 | 0.00 | 0 | 0.00 |
| 13A | Federal | R0513 | 2 | 2 | 0 | 0 | 0 | 30 | 30 | 0 | 0 | 0 | 6.25 | 6.25 | 0.00 | 0.00 | 0.00 | 267 | 8.34 |
| 13B | Federal | R0513 | 438 | 420 | 15 | 0 | 3 | 444 | 423 | 21 | 0 | 0 | 49.66 | 49.82 | 41.67 | 0.00 | 100.00 | 5235 | 5.94 |
| 13C | Federal | R0513 | 5 | 5 | 0 | 0 | 0 | 7 | 7 | 0 | 0 | 0 | 41.67 | 41.67 | 0.00 | 0.00 | 0.00 | 47 | 3.92 |
| 13D | Federal | R0513 | 1 | 1 | 0 | 0 | 0 | 8 | 8 | 0 | 0 | 0 | 11.11 | 11.11 | 0.00 | 0.00 | 0.00 | 82 | 9.11 |
| 13E | Federal | R0513 | 24 | 22 | 2 | 0 | 0 | 21 | 21 | 0 | 0 | 0 | 53.33 | 51.16 | 100.00 | 0.00 | 0.00 | 482 | 10.71 |
| 13Z | Federal | R0513 | 18 | 18 | 0 | 0 | 0 | 214 | 208 | 6 | 0 | 0 | 7.76 | 7.96 | 0.00 | 0.00 | 0.00 | 2349 | 10.13 |
| 18 | Federal | R0518 | 63 | 63 | 0 | 0 | 0 | 81 | 81 | 0 | 0 | 0 | 43.75 | 43.75 | 0.00 | 0.00 | 0.00 | n/a | n/a |
| 20E | Federal | R0520 | 15 | 8 | 7 | 0 | 0 | 28 | 11 | 17 | 0 | 0 | 34.88 | 42.11 | 29.17 | 0.00 | 0.00 | 164 | 3.81 |
| 20E | Federal | R0575 | 56 | 24 | 31 | 0 | 1 | 98 | 43 | 55 | 0 | 0 | 36.36 | 35.82 | 36.05 | 0.00 | 100.00 | 403 | 2.62 |
| | **TOTAL FEDERAL** | | 622 | 563 | 55 | 0 | 4 | 931 | 832 | 99 | 0 | 0 | | | | | | | |
| 13A | Tier II | T0566 | 766 | 61 | 705 | 0 | 0 | 604 | 79 | 525 | 0 | 0 | 55.91 | 43.57 | 57.32 | 0.00 | 0.00 | 7491 | 5.47 |
| 13B | Tier II | T0566 | 1076 | 94 | 982 | 0 | 0 | 344 | 82 | 262 | 0 | 0 | 75.77 | 53.41 | 78.94 | 0.00 | 0.00 | 5952 | 4.19 |
| 13C | Tier II | T0566 | 34 | 10 | 24 | 0 | 0 | 28 | 10 | 18 | 0 | 0 | 54.84 | 50.00 | 57.14 | 0.00 | 0.00 | 539 | 8.69 |
| 13D | Tier II | T0566 | 28 | 10 | 18 | 0 | 0 | 18 | 5 | 13 | 0 | 0 | 60.87 | 66.67 | 58.06 | 0.00 | 0.00 | 209 | 4.54 |
| 13E | Tier II | T0566 | 1115 | 36 | 1079 | 0 | 0 | 285 | 21 | 264 | 0 | 0 | 79.64 | 63.16 | 80.34 | 0.00 | 0.00 | 5248 | 3.75 |
| 13Z | Tier II | T0566 | 395 | 37 | 358 | 0 | 0 | 459 | 98 | 361 | 0 | 0 | 46.25 | 27.41 | 49.79 | 0.00 | 0.00 | 4857 | 5.69 |
| 14A | Tier II | T0566 | 1 | 1 | 0 | 0 | 0 | 1 | 1 | 0 | 0 | 0 | 50.00 | 50.00 | 0.00 | 0.00 | 0.00 | 7 | 3.50 |
| 14B | Tier II | T0566 | 34 | 34 | 0 | 0 | 0 | 23 | 21 | 2 | 0 | 0 | 59.65 | 61.82 | 0.00 | 0.00 | 0.00 | 242 | 4.25 |
| | **TOTAL TIER II** | | 3449 | 283 | 3166 | 0 | 0 | 1762 | 317 | 1445 | 0 | 0 | | | | | | | |
| | **TOTAL STATEWIDE** | | 4071 | 846 | 3221 | 0 | 4 | 2693 | 1149 | 1544 | 0 | 0 | | | | | | | |
| **MOOSE** | | | | | | | | | | | | | | | | | | | |
| 09C | Federal | R0908 | 2 | 2 | 0 | 0 | 0 | 1 | 1 | 0 | 0 | 0 | 66.67 | 66.67 | 0.00 | 0.00 | 0.00 | 3 | 1.00 |
| 09C | Federal | R0909 | 0 | 0 | 0 | 0 | 0 | 0 | 0 | 0 | 0 | 0 | 0.00 | 0.00 | 0.00 | 0.00 | 0.00 | 0 | 0.00 |
| 11 | Federal | R0913 | 0 | 0 | 0 | 0 | 0 | 2 | 0 | 2 | 0 | 0 | 0.00 | 0.00 | 0.00 | 0.00 | 0.00 | 13 | 6.50 |
| 13A | Federal | R0913 | 7 | 7 | 0 | 0 | 0 | 12 | 11 | 1 | 0 | 0 | 36.84 | 38.89 | 0.00 | 0.00 | 0.00 | 105 | 5.53 |
| 13B | Federal | R0913 | 35 | 31 | 4 | 0 | 0 | 205 | 200 | 4 | 0 | 1 | 14.58 | 13.42 | 50.00 | 0.00 | 0.00 | 1570 | 6.54 |
| 13C | Federal | R0913 | 2 | 2 | 0 | 0 | 0 | 10 | 10 | 0 | 0 | 0 | 16.67 | 16.67 | 0.00 | 0.00 | 0.00 | 70 | 5.83 |
| 13D | Federal | R0913 | 9 | 9 | 0 | 0 | 0 | 55 | 54 | 1 | 0 | 0 | 14.06 | 14.29 | 0.00 | 0.00 | 0.00 | 615 | 9.61 |
| 13E | Federal | R0913 | 3 | 3 | 0 | 0 | 0 | 25 | 24 | 0 | 0 | 1 | 10.71 | 11.11 | 0.00 | 0.00 | 0.00 | 245 | 8.75 |
| 13Z | Federal | R0913 | 1 | 1 | 0 | 0 | 0 | 76 | 74 | 2 | 0 | 0 | 1.30 | 1.33 | 0.00 | 0.00 | 0.00 | 732 | 9.51 |
| 16B | Federal | R0978 | 3 | 3 | 0 | 0 | 0 | 3 | 3 | 0 | 0 | 0 | 50.00 | 50.00 | 0.00 | 0.00 | 0.00 | 17 | 2.83 |

# 1992-93 SPECIAL SUBSISTENCE HUNTS, HUNTER INFORMATION

| | | | SUCCESSFUL HUNTERS | | | | | UNSUCCESSFUL HUNTERS | | | | | PERCENT SUCCESSFUL | | | | | EFFORT | |
|---|---|---|---|---|---|---|---|---|---|---|---|---|---|---|---|---|---|---|---|
| GMU | TYPE | HUNT | TOTAL | UNIT RES | OTHER STATE RES | NON-RES | UNKN. RES | TOTAL | UNIT RES | OTHER STATE RES | NON-RES | UNKN. RES | TOTAL | UNIT RES | OTHER STATE RES | NON-RES | UNKN. RES | TOTAL HUNTER DAYS | AVG. HUNTER EFFORT |
| **MOOSE** | | | | | | | | | | | | | | | | | | | |
| 20B | Federal | R0980 | 4 | 4 | 0 | 0 | 0 | 6 | 6 | 0 | 0 | 0 | 40.00 | 40.00 | 0.00 | 0.00 | 0.00 | 72 | 7.20 |
| 20F | Federal | R0990 | 0 | 0 | 0 | 0 | 0 | 3 | 3 | 0 | 0 | 0 | 0.00 | 0.00 | 0.00 | 0.00 | 0.00 | 19 | 6.33 |
| 20Z | Federal | R0980 | 0 | 0 | 0 | 0 | 0 | 1 | 1 | 0 | 0 | 0 | 0.00 | 0.00 | 0.00 | 0.00 | 0.00 | 5 | 5.00 |
| 24 | Federal | R0991 | 11 | 9 | 2 | 0 | 0 | 15 | 15 | 0 | 0 | 0 | 42.31 | 37.50 | 100.00 | 0.00 | 0.00 | 221 | 8.50 |
| 25A | Federal | R0992 | 0 | 0 | 0 | 0 | 0 | 0 | 0 | 0 | 0 | 0 | 0.00 | 0.00 | 0.00 | 0.00 | 0.00 | 0 | 0.00 |
| 25D | Federal | R0993 | 0 | 0 | 0 | 0 | 0 | 0 | 0 | 0 | 0 | 0 | 0.00 | 0.00 | 0.00 | 0.00 | 0.00 | 0 | 0.00 |
| 25D | Federal | R0995 | 4 | 4 | 0 | 0 | 0 | 14 | 14 | 0 | 0 | 0 | 22.22 | 22.22 | 0.00 | 0.00 | 0.00 | 113 | 6.28 |
| | **TOTAL FEDERAL** | | 81 | 75 | 6 | 0 | 0 | 428 | 416 | 10 | 0 | 2 | | | | | | | |
| 15C | Tier II | T0940 | 3 | 3 | 0 | 0 | 0 | 4 | 4 | 0 | 0 | 0 | 42.86 | 42.86 | 0.00 | 0.00 | 0.00 | 37 | 5.29 |
| 16B | Tier II | T0979 | 43 | 22 | 21 | 0 | 0 | 61 | 17 | 44 | 0 | 0 | 41.35 | 56.41 | 32.31 | 0.00 | 0.00 | 392 | 3.77 |
| 19A | Tier II | T0984 | n/a | n/a | n/a | n/a | n/a | n/a | n/a | n/a | n/a | n/a | n/a | n/a | n/a | n/a | n/a | n/a | n/a |
| 20B | Tier II | T0985 | 42 | 41 | 1 | 0 | 0 | 66 | 64 | 2 | 0 | 0 | 38.89 | 39.05 | 33.33 | 0.00 | 0.00 | 705 | 6.53 |
| 20D | Tier II | T0987 | 1 | 1 | 0 | 0 | 0 | 10 | 6 | 4 | 0 | 0 | 9.09 | 14.29 | 0.00 | 0.00 | 0.00 | 99 | 9.00 |
| 25D | Tier II | T0994 | 5 | 1 | 4 | 0 | 0 | 21 | 9 | 12 | 0 | 0 | 19.23 | 10.00 | 25.00 | 0.00 | 0.00 | 153 | 5.88 |
| | **TOTAL TIER II** | | 94 | 68 | 26 | 0 | 0 | 162 | 100 | 62 | 0 | 0 | | | | | | | |
| | **TOTAL STATEWIDE** | | 175 | 143 | 32 | 0 | 0 | 590 | 516 | 72 | 0 | 2 | | | | | | | |
| **MT. GOAT** | | | | | | | | | | | | | | | | | | | |
| 01B | Federal | R0801 | 2 | 0 | 2 | 0 | 0 | 0 | 0 | 0 | 0 | 0 | 100.00 | 0.00 | 100.00 | 0.00 | 0.00 | 8 | 4.00 |
| 06D | Federal | R0821 | 1 | 1 | 0 | 0 | 0 | 7 | 7 | 0 | 0 | 0 | 12.50 | 12.50 | 0.00 | 0.00 | 0.00 | 13 | 1.63 |
| | **TOTAL FEDERAL** | | 3 | 1 | 2 | 0 | 0 | 7 | 7 | 0 | 0 | 0 | | | | | | | |
| 07 | Tier II | T0852 | 4 | 0 | 4 | 0 | 0 | 4 | 1 | 3 | 0 | 0 | 50.00 | 0.00 | 57.14 | 0.00 | 0.00 | 37 | 4.63 |
| 15C | Tier II | T0863 | 8 | 7 | 1 | 0 | 0 | 6 | 5 | 1 | 0 | 0 | 57.14 | 58.33 | 50.00 | 0.00 | 0.00 | 45 | 3.21 |
| 15C | Tier II | T0864 | 3 | 3 | 0 | 0 | 0 | 8 | 6 | 2 | 0 | 0 | 27.27 | 33.33 | 0.00 | 0.00 | 0.00 | 49 | 4.45 |
| 15C | Tier II | T0865 | 9 | 6 | 3 | 0 | 0 | 6 | 2 | 4 | 0 | 0 | 60.00 | 75.00 | 42.86 | 0.00 | 0.00 | 63 | 4.20 |
| | **TOTAL TIER II** | | 24 | 16 | 8 | 0 | 0 | 24 | 14 | 10 | 0 | 0 | | | | | | | |
| | **TOTAL STATEWIDE** | | 27 | 17 | 10 | 0 | 0 | 31 | 21 | 10 | 0 | 0 | | | | | | | |
| **MUSKOX** | | | | | | | | | | | | | | | | | | | |
| 26C | Federal | R1013 | 8 | 7 | 0 | 0 | 1 | 1 | 1 | 0 | 0 | 0 | 88.89 | 87.50 | 0.00 | 0.00 | 100.00 | 12 | 1.33 |
| 26B | Tier II | T1010 | 0 | 0 | 0 | 0 | 0 | 0 | 0 | 0 | 0 | 0 | 0.00 | 0.00 | 0.00 | 0.00 | 0.00 | 0 | 0.00 |
| | **TOTAL STATEWIDE** | | 8 | 7 | 0 | 0 | 1 | 1 | 1 | 0 | 0 | 0 | | | | | | | |
| **SHEEP** | | | | | | | | | | | | | | | | | | | |
| 24 | Federal | R1124 | 4 | 4 | 0 | 0 | 0 | 6 | 6 | 0 | 0 | 0 | 40.00 | 40.00 | 0.00 | 0.00 | 0.00 | 64 | 6.40 |
| 24 | Federal | R1199 | 0 | 0 | 0 | 0 | 0 | 1 | 1 | 0 | 0 | 0 | 0.00 | 0.00 | 0.00 | 0.00 | 0.00 | 3 | 3.00 |
| 25A | Federal | R1196 | n/a | n/a | n/a | n/a | n/a | n/a | n/a | n/a | n/a | n/a | n/a | n/a | n/a | n/a | n/a | n/a | n/a |
| 25A | Federal | R1197 | 0 | 0 | 0 | 0 | 0 | 0 | 0 | 0 | 0 | 0 | 0.00 | 0.00 | 0.00 | 0.00 | 0.00 | 0 | 0.00 |
| 25A | Federal | R1198 | 0 | 0 | 0 | 0 | 0 | 0 | 0 | 0 | 0 | 0 | 0.00 | 0.00 | 0.00 | 0.00 | 0.00 | 0 | 0.00 |
| 26B | Federal | R1199 | 0 | 0 | 0 | 0 | 0 | 1 | 0 | 1 | 0 | 0 | 0.00 | 0.00 | 0.00 | 0.00 | 0.00 | 3 | 3.00 |
| | **TOTAL FEDERAL** | | 4 | 4 | 0 | 0 | 0 | 8 | 7 | 1 | 0 | 0 | | | | | | | |
| 24 | Subsistence | | n/a | n/a | n/a | n/a | n/a | n/a | n/a | n/a | n/a | n/a | n/a | n/a | n/a | n/a | n/a | n/a | n/a |
| | **TOTAL STATEWIDE** | | 4 | 4 | 0 | 0 | 0 | 8 | 7 | 1 | 0 | 0 | | | | | | | |

# COMMERCIAL SERVICES /TRANSPORT TYPE

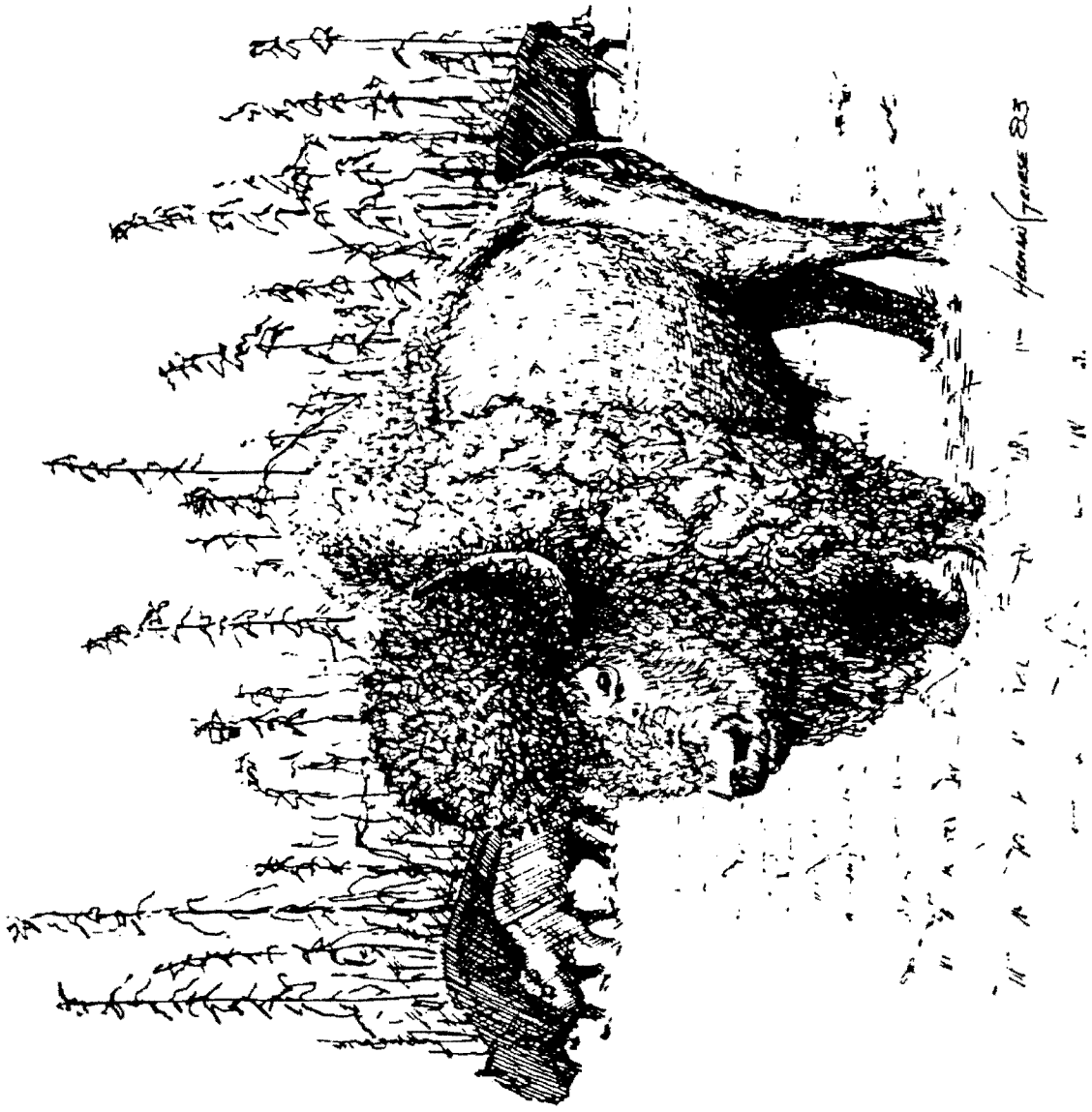

# 1992-93 COMMERCIAL SERVICES INFORMATION BY SPECIES

| GMU | TYPE | SUCCESSFUL HUNTERS TOTAL | SUCCESSFUL HUNTERS SERVICES USED | SUCCESSFUL HUNTERS SERVICES NOT USED | SUCCESSFUL HUNTERS UNKN | UNSUCCESSFUL HUNTERS TOTAL | UNSUCCESSFUL HUNTERS SERVICES USED | UNSUCCESSFUL HUNTERS SERVICES NOT USED | UNSUCCESSFUL HUNTERS UNKN | PERCENT SUCCESS SERVICES USED | PERCENT SUCCESS SERVICES NOT USED | PERCENT SUCCESS SERVICES UNKN |
|---|---|---|---|---|---|---|---|---|---|---|---|---|
| **BISON** | | | | | | | | | | | | |
| 19 | **TOTAL UNIT** | 16 | 6 | 4 | 6 | 22 | 8 | 8 | 6 | 42.86 | 33.33 | 50.00 |
| 20 | **TOTAL UNIT** | 96 | 25 | 43 | 28 | 1 | 0 | 1 | 0 | 100.00 | 97.73 | 100.00 |
| | **TOTAL STATEWIDE** | 112 | 31 | 47 | 34 | 23 | 8 | 9 | 6 | 79.49 | 83.93 | 85.00 |
| **BLACK BEAR** | | | | | | | | | | | | |
| 01 | **TOTAL UNIT** | 143 | 16 | 122 | 5 | n/a | n/a | n/a | n/a | n/a | n/a | n/a |
| 02 | **TOTAL UNIT** | 222 | 72 | 138 | 12 | n/a | n/a | n/a | n/a | n/a | n/a | n/a |
| 03 | **TOTAL UNIT** | 161 | 93 | 68 | 0 | n/a | n/a | n/a | n/a | n/a | n/a | n/a |
| 05 | **TOTAL UNIT** | 18 | 14 | 4 | 0 | n/a | n/a | n/a | n/a | n/a | n/a | n/a |
| 06 | **TOTAL UNIT** | 206 | 75 | 123 | 8 | n/a | n/a | n/a | n/a | n/a | n/a | n/a |
| 07 | **TOTAL UNIT** | 92 | 9 | 66 | 17 | n/a | n/a | n/a | n/a | n/a | n/a | n/a |
| 09 | **TOTAL UNIT** | 3 | 1 | 2 | 0 | n/a | n/a | n/a | n/a | n/a | n/a | n/a |
| 11 | **TOTAL UNIT** | 12 | 2 | 7 | 3 | n/a | n/a | n/a | n/a | n/a | n/a | n/a |
| 12 | **TOTAL UNIT** | 36 | 1 | 34 | 1 | n/a | n/a | n/a | n/a | n/a | n/a | n/a |
| 13 | **TOTAL UNIT** | 81 | 13 | 55 | 13 | n/a | n/a | n/a | n/a | n/a | n/a | n/a |
| 14 | **TOTAL UNIT** | 80 | 1 | 68 | 11 | n/a | n/a | n/a | n/a | n/a | n/a | n/a |
| 15 | **TOTAL UNIT** | 169 | 51 | 104 | 14 | n/a | n/a | n/a | n/a | n/a | n/a | n/a |
| 16 | **TOTAL UNIT** | 109 | 33 | 64 | 12 | n/a | n/a | n/a | n/a | n/a | n/a | n/a |
| 17 | **TOTAL UNIT** | 1 | 1 | 0 | 0 | n/a | n/a | n/a | n/a | n/a | n/a | n/a |
| 18 | **TOTAL UNIT** | 1 | 0 | 1 | 0 | n/a | n/a | n/a | n/a | n/a | n/a | n/a |
| 19 | **TOTAL UNIT** | 7 | 1 | 5 | 1 | n/a | n/a | n/a | n/a | n/a | n/a | n/a |
| 20 | **TOTAL UNIT** | 309 | 23 | 256 | 30 | n/a | n/a | n/a | n/a | n/a | n/a | n/a |
| 21 | **TOTAL UNIT** | 10 | 1 | 9 | 0 | n/a | n/a | n/a | n/a | n/a | n/a | n/a |
| 24 | **TOTAL UNIT** | 2 | 0 | 2 | 0 | n/a | n/a | n/a | n/a | n/a | n/a | n/a |
| 25 | **TOTAL UNIT** | 4 | 0 | 4 | 0 | n/a | n/a | n/a | n/a | n/a | n/a | n/a |
| | **TOTAL STATEWIDE** | 1666 | 407 | 1132 | 127 | n/a | n/a | n/a | n/a | n/a | n/a | n/a |
| **BROWN BEAR** | | | | | | | | | | | | |
| 01 | **TOTAL UNIT** | 36 | 14 | 19 | 3 | 109 | 23 | 82 | 4 | 37.84 | 18.81 | 42.86 |
| 04 | **TOTAL UNIT** | 123 | 79 | 40 | 4 | 230 | 96 | 112 | 22 | 45.14 | 26.32 | 15.38 |
| 05 | **TOTAL UNIT** | 39 | 33 | 6 | 0 | n/a | n/a | n/a | n/a | n/a | n/a | n/a |
| 06 | **TOTAL UNIT** | 39 | 27 | 11 | 1 | n/a | n/a | n/a | n/a | n/a | n/a | n/a |
| 07 | **TOTAL UNIT** | 9 | 1 | 8 | 0 | n/a | n/a | n/a | n/a | n/a | n/a | n/a |
| 08 | **TOTAL UNIT** | 180 | 153 | 20 | 7 | 290 | 289 | 0 | 1 | 34.62 | 100.00 | 87.50 |
| 09 | **TOTAL UNIT** | 1 | 0 | 0 | 1 | 0 | 0 | 0 | 0 | 0.00 | 0.00 | 100.00 |
| 10 | **TOTAL UNIT** | 5 | 2 | 3 | 0 | 3 | 0 | 0 | 3 | 100.00 | 100.00 | 0.00 |
| 11 | **TOTAL UNIT** | 6 | 2 | 4 | 0 | n/a | n/a | n/a | n/a | n/a | n/a | n/a |
| 12 | **TOTAL UNIT** | 24 | 15 | 9 | 0 | n/a | n/a | n/a | n/a | n/a | n/a | n/a |
| 13 | **TOTAL UNIT** | 110 | 40 | 66 | 4 | n/a | n/a | n/a | n/a | n/a | n/a | n/a |
| 14 | **TOTAL UNIT** | 11 | 4 | 7 | 0 | n/a | n/a | n/a | n/a | n/a | n/a | n/a |
| 15 | **TOTAL UNIT** | 14 | 5 | 9 | 0 | n/a | n/a | n/a | n/a | n/a | n/a | n/a |
| 16 | **TOTAL UNIT** | 76 | 44 | 30 | 2 | n/a | n/a | n/a | n/a | n/a | n/a | n/a |
| 17 | **TOTAL UNIT** | 49 | 40 | 9 | 0 | n/a | n/a | n/a | n/a | n/a | n/a | n/a |
| 18 | **TOTAL UNIT** | 11 | 4 | 7 | 0 | 0 | 0 | 0 | 0 | 100.00 | 100.00 | 0.00 |

# 1992-93 COMMERCIAL SERVICES INFORMATION BY SPECIES

| GMU | TYPE | SUCCESSFUL HUNTERS TOTAL | SERVICES USED | SERVICES NOT USED | UNKN | UNSUCCESSFUL HUNTERS TOTAL | SERVICES USED | SERVICES NOT USED | UNKN | PERCENT SUCCESS SERVICES USED | SERVICES NOT USED | SERVICES UNKN |
|---|---|---|---|---|---|---|---|---|---|---|---|---|
| **BROWN BEAR** | | | | | | | | | | | | |
| 19 | **TOTAL UNIT** | 95 | 44 | 7 | 44 | n/a | n/a | n/a | n/a | n/a | n/a | n/a |
| 20 | **TOTAL UNIT** | 62 | 18 | 37 | 7 | n/a | n/a | n/a | n/a | n/a | n/a | n/a |
| 21 | **TOTAL UNIT** | 22 | 12 | 4 | 6 | n/a | n/a | n/a | n/a | n/a | n/a | n/a |
| 22 | **TOTAL UNIT** | 60 | 18 | 37 | 5 | 0 | 0 | 0 | 0 | 100.00 | 100.00 | 100.00 |
| 23 | **TOTAL UNIT** | 44 | 12 | 14 | 18 | 0 | 0 | 0 | 0 | 100.00 | 100.00 | 100.00 |
| 24 | **TOTAL UNIT** | 14 | 4 | 8 | 2 | 0 | 0 | 0 | 0 | 100.00 | 100.00 | 100.00 |
| 25 | **TOTAL UNIT** | 22 | 15 | 5 | 2 | n/a | n/a | n/a | n/a | n/a | n/a | n/a |
| 26 | **TOTAL UNIT** | 48 | 28 | 12 | 8 | 7 | 6 | 0 | 1 | 82.35 | 100.00 | 88.89 |
| | **TOTAL STATEWIDE** | 1100 | 614 | 372 | 114 | 639 | 414 | 194 | 31 | 59.73 | 65.72 | 78.62 |
| **CARIBOU** | | | | | | | | | | | | |
| 07 | **TOTAL UNIT** | 15 | 2 | 10 | 3 | 38 | 11 | 24 | 3 | 15.38 | 29.41 | 50.00 |
| 13 | **TOTAL UNIT** | 3901 | 165 | 2032 | 1704 | 2454 | 32 | 891 | 1531 | 83.76 | 69.52 | 52.67 |
| 14 | **TOTAL UNIT** | 35 | 2 | 25 | 8 | 24 | 1 | 11 | 12 | 66.67 | 69.44 | 40.00 |
| 15 | **TOTAL UNIT** | 1 | 0 | 1 | 0 | 2 | 1 | 1 | 0 | 0.00 | 50.00 | 0.00 |
| 18 | **TOTAL UNIT** | 87 | 4 | 83 | 0 | 264 | 0 | 264 | 0 | 100.00 | 23.92 | 0.00 |
| 19 | **TOTAL UNIT** | 503 | 339 | 99 | 65 | n/a | n/a | n/a | n/a | n/a | n/a | n/a |
| 20 | **TOTAL UNIT** | 338 | 1 | 226 | 111 | 662 | 8 | 362 | 292 | 11.11 | 38.44 | 27.54 |
| 21 | **TOTAL UNIT** | 3 | 1 | 0 | 2 | n/a | n/a | n/a | n/a | n/a | n/a | n/a |
| 25 | **TOTAL UNIT** | 135 | 14 | 116 | 5 | 8 | 1 | 4 | 3 | 93.33 | 96.67 | 62.50 |
| 26 | **TOTAL UNIT** | 421 | 159 | 262 | 0 | n/a | n/a | n/a | n/a | n/a | n/a | n/a |
| | **TOTAL STATEWIDE** | 5439 | 687 | 2854 | 1898 | 3452 | 54 | 1557 | 1841 | 92.71 | 64.70 | 50.76 |
| **DEER** | | | | | | | | | | | | |
| 03 | **TOTAL UNIT** | 187 | 0 | 153 | 34 | 476 | 0 | 369 | 107 | 0.00 | 29.31 | 24.11 |
| | **TOTAL STATEWIDE** | 187 | 0 | 153 | 34 | 476 | 0 | 369 | 107 | 0.00 | 29.31 | 24.11 |
| **ELK** | | | | | | | | | | | | |
| 08 | **TOTAL UNIT** | 40 | 10 | 3 | 27 | 206 | 18 | 13 | 175 | 35.71 | 18.75 | 13.37 |
| | **TOTAL STATEWIDE** | 40 | 10 | 3 | 27 | 206 | 18 | 13 | 175 | 35.71 | 18.75 | 13.37 |
| **MOOSE** | | | | | | | | | | | | |
| 01 | **TOTAL UNIT** | 100 | 4 | 87 | 9 | 614 | 29 | 335 | 250 | 12.12 | 20.62 | 3.47 |
| 03 | **TOTAL UNIT** | 15 | 0 | 9 | 6 | 195 | 0 | 131 | 64 | 0.00 | 6.43 | 8.57 |
| 05 | **TOTAL UNIT** | 57 | 7 | 47 | 3 | 206 | 27 | 135 | 44 | 20.59 | 25.82 | 6.38 |
| 06 | **TOTAL UNIT** | 209 | 53 | 76 | 80 | 169 | 111 | 23 | 35 | 32.32 | 76.77 | 69.57 |
| 07 | **TOTAL UNIT** | 105 | 9 | 68 | 28 | 404 | 125 | 251 | 28 | 6.72 | 21.32 | 50.00 |
| 09 | **TOTAL UNIT** | 208 | 116 | 49 | 43 | 352 | 112 | 128 | 112 | 50.88 | 27.68 | 27.74 |
| 11 | **TOTAL UNIT** | 23 | 4 | 10 | 9 | 141 | 13 | 67 | 61 | 23.53 | 12.99 | 12.86 |
| 12 | **TOTAL UNIT** | 71 | 17 | 36 | 18 | 408 | 31 | 183 | 194 | 35.42 | 16.44 | 8.49 |
| 13 | **TOTAL UNIT** | 627 | 48 | 365 | 214 | 2587 | 84 | 1236 | 1267 | 36.36 | 22.80 | 14.45 |
| 14 | **TOTAL UNIT** | 903 | 21 | 638 | 244 | 3851 | 56 | 2413 | 1382 | 27.27 | 20.91 | 15.01 |
| 15 | **TOTAL UNIT** | 411 | 22 | 274 | 115 | 2463 | 928 | 1478 | 57 | 2.32 | 15.64 | 66.86 |

# 1992-93 COMMERCIAL SERVICES INFORMATION BY SPECIES

| GMU | TYPE | SUCCESSFUL HUNTERS TOTAL | SUCCESSFUL HUNTERS SERVICES USED | SUCCESSFUL HUNTERS SERVICES NOT USED | SUCCESSFUL HUNTERS UNKN | UNSUCCESSFUL HUNTERS TOTAL | UNSUCCESSFUL HUNTERS SERVICES USED | UNSUCCESSFUL HUNTERS SERVICES NOT USED | UNSUCCESSFUL HUNTERS UNKN | PERCENT SUCCESS SERVICES USED | PERCENT SUCCESS SERVICES NOT USED | PERCENT SUCCESS SERVICES UNKN |
|---|---|---|---|---|---|---|---|---|---|---|---|---|
| **MOOSE** | | | | | | | | | | | | |
| 16 | **TOTAL UNIT** | 376 | 61 | 221 | 94 | 1364 | 166 | 725 | 473 | 26.87 | 23.36 | 16.58 |
| 17 | **TOTAL UNIT** | 262 | 112 | 104 | 46 | 447 | 178 | 150 | 119 | 38.62 | 40.94 | 27.88 |
| 18 | **TOTAL UNIT** | 77 | 9 | 45 | 23 | 246 | 127 | 109 | 10 | 6.62 | 29.22 | 69.70 |
| 19 | **TOTAL UNIT** | 511 | 166 | 215 | 130 | 548 | 197 | 165 | 186 | 45.73 | 56.58 | 41.14 |
| 20 | **TOTAL UNIT** | 908 | 64 | 598 | 246 | 4369 | 124 | 2597 | 1648 | 34.04 | 18.72 | 12.99 |
| 21 | **TOTAL UNIT** | 497 | 74 | 255 | 168 | 410 | 77 | 202 | 131 | 49.01 | 55.80 | 56.19 |
| 22 | **TOTAL UNIT** | 289 | 25 | 161 | 103 | 357 | 22 | 174 | 161 | 53.19 | 48.06 | 39.02 |
| 23 | **TOTAL UNIT** | 182 | 87 | 69 | 26 | 179 | 47 | 50 | 82 | 64.93 | 57.98 | 24.07 |
| 24 | **TOTAL UNIT** | 134 | 14 | 69 | 51 | 201 | 37 | 84 | 80 | 27.45 | 45.10 | 38.93 |
| 25 | **TOTAL UNIT** | 104 | 17 | 54 | 33 | 380 | 21 | 203 | 156 | 44.74 | 21.01 | 17.46 |
| 26 | **TOTAL UNIT** | 103 | 65 | 24 | 14 | 94 | 36 | 35 | 23 | 64.36 | 40.68 | 37.84 |
| 27 | **TOTAL UNIT** | 49 | 7 | 21 | 21 | 296 | 28 | 81 | 187 | 20.00 | 20.59 | 10.10 |
| | **TOTAL STATEWIDE** | 6221 | 1002 | 3495 | 1724 | 20281 | 2576 | 10955 | 6750 | 28.00 | 24.19 | 20.34 |
| **MT. GOAT** | | | | | | | | | | | | |
| 01 | **TOTAL UNIT** | 115 | 31 | 73 | 11 | 274 | 94 | 153 | 27 | 24.80 | 32.30 | 28.95 |
| 04 | **TOTAL UNIT** | 50 | 13 | 32 | 5 | 94 | 24 | 64 | 6 | 35.14 | 33.33 | 45.45 |
| 05 | **TOTAL UNIT** | 4 | 2 | 2 | 0 | 12 | 6 | 3 | 3 | 25.00 | 40.00 | 0.00 |
| 06 | **TOTAL UNIT** | 51 | 3 | 0 | 48 | 77 | 70 | 0 | 7 | 4.11 | 0.00 | 87.27 |
| 07 | **TOTAL UNIT** | 105 | 18 | 70 | 17 | 227 | 12 | 149 | 66 | 60.00 | 31.96 | 20.48 |
| 08 | **TOTAL UNIT** | 39 | 25 | 2 | 12 | 24 | 9 | 2 | 13 | 73.53 | 50.00 | 48.00 |
| 13 | **TOTAL UNIT** | 5 | 0 | 4 | 1 | 9 | 1 | 4 | 4 | 0.00 | 50.00 | 20.00 |
| 14 | **TOTAL UNIT** | 39 | 12 | 19 | 8 | 95 | 8 | 60 | 27 | 60.00 | 24.05 | 22.86 |
| 15 | **TOTAL UNIT** | 72 | 29 | 30 | 13 | 90 | 19 | 43 | 28 | 60.42 | 41.10 | 31.71 |
| | **TOTAL STATEWIDE** | 480 | 133 | 232 | 115 | 902 | 243 | 478 | 181 | 35.37 | 32.68 | 38.85 |
| **MUSKOX** | | | | | | | | | | | | |
| 18 | **TOTAL UNIT** | 76 | 46 | 30 | 0 | 0 | 0 | 0 | 0 | 100.00 | 100.00 | 0.00 |
| 26 | **TOTAL UNIT** | 8 | 0 | 0 | 8 | 1 | 0 | 0 | 1 | 0.00 | 0.00 | 88.89 |
| | **TOTAL STATEWIDE** | 84 | 46 | 30 | 8 | 1 | 0 | 0 | 1 | 100.00 | 100.00 | 88.89 |
| **SHEEP** | | | | | | | | | | | | |
| 07 | **TOTAL UNIT** | 5 | 0 | 4 | 1 | 107 | 27 | 73 | 7 | 0.00 | 5.19 | 12.50 |
| 09 | **TOTAL UNIT** | 1 | 0 | 0 | 1 | 2 | 0 | 2 | 0 | 0.00 | 0.00 | 100.00 |
| 11 | **TOTAL UNIT** | 159 | 34 | 84 | 41 | 229 | 21 | 135 | 73 | 61.82 | 38.36 | 35.96 |
| 12 | **TOTAL UNIT** | 201 | 119 | 51 | 31 | 264 | 84 | 92 | 88 | 58.62 | 35.66 | 26.05 |
| 13 | **TOTAL UNIT** | 114 | 51 | 44 | 19 | 458 | 70 | 239 | 149 | 42.15 | 15.55 | 11.31 |
| 14 | **TOTAL UNIT** | 124 | 22 | 72 | 30 | 326 | 27 | 198 | 101 | 44.90 | 26.67 | 22.90 |
| 15 | **TOTAL UNIT** | 28 | 7 | 14 | 7 | 93 | 27 | 45 | 21 | 20.59 | 23.73 | 25.00 |
| 16 | **TOTAL UNIT** | 15 | 9 | 5 | 1 | 12 | 6 | 4 | 2 | 60.00 | 55.56 | 33.33 |
| 19 | **TOTAL UNIT** | 110 | 88 | 8 | 14 | 83 | 39 | 27 | 17 | 69.29 | 22.86 | 45.16 |
| 20 | **TOTAL UNIT** | 118 | 47 | 46 | 25 | 263 | 53 | 130 | 80 | 47.00 | 26.14 | 23.81 |

# 1992-93 COMMERCIAL SERVICES INFORMATION BY SPECIES

| GMU | TYPE | SUCCESSFUL HUNTERS TOTAL | SUCCESSFUL HUNTERS SERVICES USED | SUCCESSFUL HUNTERS SERVICES NOT USED | SUCCESSFUL HUNTERS UNKN | UNSUCCESSFUL HUNTERS TOTAL | UNSUCCESSFUL HUNTERS SERVICES USED | UNSUCCESSFUL HUNTERS SERVICES NOT USED | UNSUCCESSFUL HUNTERS UNKN | PERCENT SUCCESS SERVICES USED | PERCENT SUCCESS SERVICES NOT USED | PERCENT SUCCESS SERVICES UNKN |
|---|---|---|---|---|---|---|---|---|---|---|---|---|
| **SHEEP** | | | | | | | | | | | | |
| 23 | **TOTAL UNIT** | 7 | 1 | 2 | 4 | 14 | 5 | 1 | 8 | 16.67 | 66.67 | 33.33 |
| 24 | **TOTAL UNIT** | 27 | 15 | 8 | 4 | 43 | 14 | 16 | 13 | 51.72 | 33.33 | 23.53 |
| 25 | **TOTAL UNIT** | 51 | 34 | 10 | 7 | 82 | 32 | 21 | 29 | 51.52 | 32.26 | 19.44 |
| 26 | **TOTAL UNIT** | 139 | 95 | 27 | 17 | 171 | 64 | 60 | 47 | 59.75 | 31.03 | 26.56 |
| 27 | **TOTAL UNIT** | 2 | 2 | 0 | 0 | 33 | 3 | 13 | 17 | 40.00 | 0.00 | 0.00 |
| | **TOTAL STATEWIDE** | 1101 | 524 | 375 | 202 | 2180 | 472 | 1056 | 652 | 52.61 | 26.21 | 23.65 |

# 1992-93 TRANSPORTATION METHODS BY SPECIES: BEAVER

| UNIT | SUCCESS | AIRPLANE NUMBER | % | HORSE/ DOG TEAM NUMBER | % | BOAT NUMBER | % | 3-OR-4 WHEELER NUMBER | % | SNOWMACHINE NUMBER | % | OFF ROAD VEHICLE NUMBER | % | HIGHWAY VEHICLE NUMBER | % | WALKING (BEARS ONLY) NUMBER | % | UNKNOWN NUMBER | % | TOTAL NUMBER |
|---|---|---|---|---|---|---|---|---|---|---|---|---|---|---|---|---|---|---|---|---|
| **Unit 01** | | | | | | | | | | | | | | | | | | | | |
| **Unit/Subunit 01A** | | | | | | | | | | | | | | | | | | | | |
| | SUCCESSFUL | 0 | 0.00 | 0 | 0.00 | 6 | 42.86 | 0 | 0.00 | 0 | 0.00 | 0 | 0.00 | 8 | 57.14 | | | 0 | 0.00 | 14 |
| | UNSUCCESSFUL | n/a | n/a | n/a | n/a | n/a | n/a | n/a | n/a | n/a | n/a | n/a | n/a | n/a | n/a | | | n/a | n/a | n/a |
| | TOTAL | 0 | 0.00 | 0 | 0.00 | 6 | 42.86 | 0 | 0.00 | 0 | 0.00 | 0 | 0.00 | 8 | 57.14 | | | 0 | 0.00 | 14 |
| **Unit/Subunit 01C** | | | | | | | | | | | | | | | | | | | | |
| | SUCCESSFUL | 0 | 0.00 | 0 | 0.00 | 4 | 80.00 | 0 | 0.00 | 0 | 0.00 | 0 | 0.00 | 0 | 0.00 | | | 1 | 20.00 | 5 |
| | UNSUCCESSFUL | n/a | n/a | n/a | n/a | n/a | n/a | n/a | n/a | n/a | n/a | n/a | n/a | n/a | n/a | | | n/a | n/a | n/a |
| | TOTAL | 0 | 0.00 | 0 | 0.00 | 4 | 80.00 | 0 | 0.00 | 0 | 0.00 | 0 | 0.00 | 0 | 0.00 | | | 1 | 20.00 | 5 |
| **TOTAL UNIT** | | | | | | | | | | | | | | | | | | | | |
| | SUCCESSFUL | 0 | 0.00 | 0 | 0.00 | 10 | 52.63 | 0 | 0.00 | 0 | 0.00 | 0 | 0.00 | 8 | 42.11 | | | 1 | 5.26 | 19 |
| | UNSUCCESSFUL | n/a | n/a | n/a | n/a | n/a | n/a | n/a | n/a | n/a | n/a | n/a | n/a | n/a | n/a | | | n/a | n/a | n/a |
| | TOTAL | 0 | 0.00 | 0 | 0.00 | 10 | 52.63 | 0 | 0.00 | 0 | 0.00 | 0 | 0.00 | 8 | 42.11 | | | 1 | 5.26 | 19 |
| **Unit 02** | | | | | | | | | | | | | | | | | | | | |
| **TOTAL UNIT** | | | | | | | | | | | | | | | | | | | | |
| | SUCCESSFUL | 0 | 0.00 | 0 | 0.00 | 29 | 46.03 | 0 | 0.00 | 9 | 14.29 | 2 | 3.17 | 23 | 36.51 | | | 0 | 0.00 | 63 |
| | UNSUCCESSFUL | n/a | n/a | n/a | n/a | n/a | n/a | n/a | n/a | n/a | n/a | n/a | n/a | n/a | n/a | | | n/a | n/a | n/a |
| | TOTAL | 0 | 0.00 | 0 | 0.00 | 29 | 46.03 | 0 | 0.00 | 9 | 14.29 | 2 | 3.17 | 23 | 36.51 | | | 0 | 0.00 | 63 |
| **Unit 03** | | | | | | | | | | | | | | | | | | | | |
| **TOTAL UNIT** | | | | | | | | | | | | | | | | | | | | |
| | SUCCESSFUL | 0 | 0.00 | 0 | 0.00 | 2 | 25.00 | 0 | 0.00 | 0 | 0.00 | 0 | 0.00 | 6 | 75.00 | | | 0 | 0.00 | 8 |
| | UNSUCCESSFUL | n/a | n/a | n/a | n/a | n/a | n/a | n/a | n/a | n/a | n/a | n/a | n/a | n/a | n/a | | | n/a | n/a | n/a |
| | TOTAL | 0 | 0.00 | 0 | 0.00 | 2 | 25.00 | 0 | 0.00 | 0 | 0.00 | 0 | 0.00 | 6 | 75.00 | | | 0 | 0.00 | 8 |
| **Unit 05** | | | | | | | | | | | | | | | | | | | | |
| **Unit/Subunit 05A** | | | | | | | | | | | | | | | | | | | | |
| | SUCCESSFUL | 0 | 0.00 | 0 | 0.00 | 0 | 0.00 | 0 | 0.00 | 0 | 0.00 | 0 | 0.00 | 1 | 100.00 | | | 0 | 0.00 | 1 |
| | UNSUCCESSFUL | n/a | n/a | n/a | n/a | n/a | n/a | n/a | n/a | n/a | n/a | n/a | n/a | n/a | n/a | | | n/a | n/a | n/a |
| | TOTAL | 0 | 0.00 | 0 | 0.00 | 0 | 0.00 | 0 | 0.00 | 0 | 0.00 | 0 | 0.00 | 1 | 100.00 | | | 0 | 0.00 | 1 |
| **TOTAL UNIT** | | | | | | | | | | | | | | | | | | | | |
| | SUCCESSFUL | 0 | 0.00 | 0 | 0.00 | 0 | 0.00 | 0 | 0.00 | 0 | 0.00 | 0 | 0.00 | 1 | 100.00 | | | 0 | 0.00 | 1 |
| | UNSUCCESSFUL | n/a | n/a | n/a | n/a | n/a | n/a | n/a | n/a | n/a | n/a | n/a | n/a | n/a | n/a | | | n/a | n/a | n/a |
| | TOTAL | 0 | 0.00 | 0 | 0.00 | 0 | 0.00 | 0 | 0.00 | 0 | 0.00 | 0 | 0.00 | 1 | 100.00 | | | 0 | 0.00 | 1 |
| **Unit 06** | | | | | | | | | | | | | | | | | | | | |
| **Unit/Subunit 06A** | | | | | | | | | | | | | | | | | | | | |
| | SUCCESSFUL | 0 | 0.00 | 0 | 0.00 | 0 | 0.00 | 1 | 100.00 | 0 | 0.00 | 0 | 0.00 | 0 | 0.00 | | | 0 | 0.00 | 1 |
| | UNSUCCESSFUL | n/a | n/a | n/a | n/a | n/a | n/a | n/a | n/a | n/a | n/a | n/a | n/a | n/a | n/a | | | n/a | n/a | n/a |
| | TOTAL | 0 | 0.00 | 0 | 0.00 | 0 | 0.00 | 1 | 100.00 | 0 | 0.00 | 0 | 0.00 | 0 | 0.00 | | | 0 | 0.00 | 1 |

# 1992-93 TRANSPORTATION METHODS BY SPECIES: BEAVER

| UNIT | SUCCESS | AIRPLANE NUMBER | % | HORSE/ DOG TEAM NUMBER | % | BOAT NUMBER | % | 3-OR-4 WHEELER NUMBER | % | SNOWMACHINE NUMBER | % | OFF ROAD VEHICLE NUMBER | % | HIGHWAY VEHICLE NUMBER | % | WALKING (BEARS ONLY) NUMBER | % | UNKNOWN NUMBER | % | TOTAL NUMBER |
|---|---|---|---|---|---|---|---|---|---|---|---|---|---|---|---|---|---|---|---|---|
| **Unit 06** | | | | | | | | | | | | | | | | | | | | |
| **Unit/Subunit 06C** | | | | | | | | | | | | | | | | | | | | |
| | SUCCESSFUL | 0 | 0.00 | 0 | 0.00 | 0 | 0.00 | 0 | 0.00 | 0 | 0.00 | 0 | 0.00 | 20 | 95.24 | | | 1 | 4.76 | 21 |
| | UNSUCCESSFUL | n/a | n/a | n/a | n/a | n/a | n/a | n/a | n/a | n/a | n/a | n/a | n/a | n/a | n/a | | | n/a | n/a | n/a |
| | TOTAL | 0 | 0.00 | 0 | 0.00 | 0 | 0.00 | 0 | 0.00 | 0 | 0.00 | 0 | 0.00 | 20 | 95.24 | | | 1 | 4.76 | 21 |
| **Unit/Subunit 06D** | | | | | | | | | | | | | | | | | | | | |
| | SUCCESSFUL | 0 | 0.00 | 0 | 0.00 | 1 | 100.00 | 0 | 0.00 | 0 | 0.00 | 0 | 0.00 | 0 | 0.00 | | | 0 | 0.00 | 1 |
| | UNSUCCESSFUL | n/a | n/a | n/a | n/a | n/a | n/a | n/a | n/a | n/a | n/a | n/a | n/a | n/a | n/a | | | n/a | n/a | n/a |
| | TOTAL | 0 | 0.00 | 0 | 0.00 | 1 | 100.00 | 0 | 0.00 | 0 | 0.00 | 0 | 0.00 | 0 | 0.00 | | | 0 | 0.00 | 1 |
| **TOTAL UNIT** | | | | | | | | | | | | | | | | | | | | |
| | SUCCESSFUL | 0 | 0.00 | 0 | 0.00 | 1 | 4.35 | 1 | 4.35 | 0 | 0.00 | 0 | 0.00 | 20 | 86.96 | | | 1 | 4.35 | 23 |
| | UNSUCCESSFUL | n/a | n/a | n/a | n/a | n/a | n/a | n/a | n/a | n/a | n/a | n/a | n/a | n/a | n/a | | | n/a | n/a | n/a |
| | TOTAL | 0 | 0.00 | 0 | 0.00 | 1 | 4.35 | 1 | 4.35 | 0 | 0.00 | 0 | 0.00 | 20 | 86.96 | | | 1 | 4.35 | 23 |
| **Unit 07** | | | | | | | | | | | | | | | | | | | | |
| **TOTAL UNIT** | | | | | | | | | | | | | | | | | | | | |
| | SUCCESSFUL | 0 | 0.00 | 0 | 0.00 | 0 | 0.00 | 0 | 0.00 | 26 | 89.66 | 0 | 0.00 | 2 | 6.90 | | | 1 | 3.45 | 29 |
| | UNSUCCESSFUL | n/a | n/a | n/a | n/a | n/a | n/a | n/a | n/a | n/a | n/a | n/a | n/a | n/a | n/a | | | n/a | n/a | n/a |
| | TOTAL | 0 | 0.00 | 0 | 0.00 | 0 | 0.00 | 0 | 0.00 | 26 | 89.66 | 0 | 0.00 | 2 | 6.90 | | | 1 | 3.45 | 29 |
| **Unit 08** | | | | | | | | | | | | | | | | | | | | |
| **TOTAL UNIT** | | | | | | | | | | | | | | | | | | | | |
| | SUCCESSFUL | 5 | 7.69 | 0 | 0.00 | 11 | 16.92 | 19 | 29.23 | 0 | 0.00 | 0 | 0.00 | 5 | 7.69 | | | 25 | 38.46 | 65 |
| | UNSUCCESSFUL | n/a | n/a | n/a | n/a | n/a | n/a | n/a | n/a | n/a | n/a | n/a | n/a | n/a | n/a | | | n/a | n/a | n/a |
| | TOTAL | 5 | 7.69 | 0 | 0.00 | 11 | 16.92 | 19 | 29.23 | 0 | 0.00 | 0 | 0.00 | 5 | 7.69 | | | 25 | 38.46 | 65 |
| **Unit 09** | | | | | | | | | | | | | | | | | | | | |
| **Unit/Subunit 09A** | | | | | | | | | | | | | | | | | | | | |
| | SUCCESSFUL | 0 | 0.00 | 0 | 0.00 | 0 | 0.00 | 0 | 0.00 | 4 | 100.00 | 0 | 0.00 | 0 | 0.00 | | | 0 | 0.00 | 4 |
| | UNSUCCESSFUL | n/a | n/a | n/a | n/a | n/a | n/a | n/a | n/a | n/a | n/a | n/a | n/a | n/a | n/a | | | n/a | n/a | n/a |
| | TOTAL | 0 | 0.00 | 0 | 0.00 | 0 | 0.00 | 0 | 0.00 | 4 | 100.00 | 0 | 0.00 | 0 | 0.00 | | | 0 | 0.00 | 4 |
| **Unit/Subunit 09B** | | | | | | | | | | | | | | | | | | | | |
| | SUCCESSFUL | 0 | 0.00 | 34 | 32.69 | 0 | 0.00 | 41 | 39.42 | 29 | 27.88 | 0 | 0.00 | 0 | 0.00 | | | 0 | 0.00 | 104 |
| | UNSUCCESSFUL | n/a | n/a | n/a | n/a | n/a | n/a | n/a | n/a | n/a | n/a | n/a | n/a | n/a | n/a | | | n/a | n/a | n/a |
| | TOTAL | 0 | 0.00 | 34 | 32.69 | 0 | 0.00 | 41 | 39.42 | 29 | 27.88 | 0 | 0.00 | 0 | 0.00 | | | 0 | 0.00 | 104 |
| **Unit/Subunit 09C** | | | | | | | | | | | | | | | | | | | | |
| | SUCCESSFUL | 0 | 0.00 | 0 | 0.00 | 13 | 12.50 | 25 | 24.04 | 17 | 16.35 | 0 | 0.00 | 29 | 27.88 | | | 20 | 19.23 | 104 |
| | UNSUCCESSFUL | n/a | n/a | n/a | n/a | n/a | n/a | n/a | n/a | n/a | n/a | n/a | n/a | n/a | n/a | | | n/a | n/a | n/a |
| | TOTAL | 0 | 0.00 | 0 | 0.00 | 13 | 12.50 | 25 | 24.04 | 17 | 16.35 | 0 | 0.00 | 29 | 27.88 | | | 20 | 19.23 | 104 |
| **Unit/Subunit 09E** | | | | | | | | | | | | | | | | | | | | |
| | SUCCESSFUL | 0 | 0.00 | 14 | 30.43 | 0 | 0.00 | 32 | 69.57 | 0 | 0.00 | 0 | 0.00 | 0 | 0.00 | | | 0 | 0.00 | 46 |
| | UNSUCCESSFUL | n/a | n/a | n/a | n/a | n/a | n/a | n/a | n/a | n/a | n/a | n/a | n/a | n/a | n/a | | | n/a | n/a | n/a |
| | TOTAL | 0 | 0.00 | 14 | 30.43 | 0 | 0.00 | 32 | 69.57 | 0 | 0.00 | 0 | 0.00 | 0 | 0.00 | | | 0 | 0.00 | 46 |

# 1992-93 TRANSPORTATION METHODS BY SPECIES: BEAVER

| UNIT | SUCCESS | AIRPLANE NUMBER | % | HORSE/ DOG TEAM NUMBER | % | BOAT NUMBER | % | 3-OR-4 WHEELER NUMBER | % | SNOWMACHINE NUMBER | % | OFF ROAD VEHICLE NUMBER | % | HIGHWAY VEHICLE NUMBER | % | WALKING (BEARS ONLY) NUMBER | % | UNKNOWN NUMBER | % | TOTAL NUMBER |
|---|---|---|---|---|---|---|---|---|---|---|---|---|---|---|---|---|---|---|---|---|
| **Unit 09** | | | | | | | | | | | | | | | | | | | | |
| **TOTAL UNIT** | | | | | | | | | | | | | | | | | | | | |
| | SUCCESSFUL | 0 | 0.00 | 48 | 18.60 | 13 | 5.04 | 98 | 37.98 | 50 | 19.38 | 0 | 0.00 | 29 | 11.24 | | | 20 | 7.75 | 258 |
| | UNSUCCESSFUL | n/a | n/a | n/a | n/a | n/a | n/a | n/a | n/a | n/a | n/a | n/a | n/a | n/a | n/a | | | n/a | n/a | n/a |
| | TOTAL | 0 | 0.00 | 48 | 18.60 | 13 | 5.04 | 98 | 37.98 | 50 | 19.38 | 0 | 0.00 | 29 | 11.24 | | | 20 | 7.75 | 258 |
| **Unit 11** | | | | | | | | | | | | | | | | | | | | |
| **TOTAL UNIT** | | | | | | | | | | | | | | | | | | | | |
| | SUCCESSFUL | 0 | 0.00 | 0 | 0.00 | 0 | 0.00 | 0 | 0.00 | 5 | 100.00 | 0 | 0.00 | 0 | 0.00 | | | 0 | 0.00 | 5 |
| | UNSUCCESSFUL | n/a | n/a | n/a | n/a | n/a | n/a | n/a | n/a | n/a | n/a | n/a | n/a | n/a | n/a | | | n/a | n/a | n/a |
| | TOTAL | 0 | 0.00 | 0 | 0.00 | 0 | 0.00 | 0 | 0.00 | 5 | 100.00 | 0 | 0.00 | 0 | 0.00 | | | 0 | 0.00 | 5 |
| **Unit 12** | | | | | | | | | | | | | | | | | | | | |
| **TOTAL UNIT** | | | | | | | | | | | | | | | | | | | | |
| | SUCCESSFUL | 0 | 0.00 | 0 | 0.00 | 13 | 38.24 | 0 | 0.00 | 21 | 61.76 | 0 | 0.00 | 0 | 0.00 | | | 0 | 0.00 | 34 |
| | UNSUCCESSFUL | n/a | n/a | n/a | n/a | n/a | n/a | n/a | n/a | n/a | n/a | n/a | n/a | n/a | n/a | | | n/a | n/a | n/a |
| | TOTAL | 0 | 0.00 | 0 | 0.00 | 13 | 38.24 | 0 | 0.00 | 21 | 61.76 | 0 | 0.00 | 0 | 0.00 | | | 0 | 0.00 | 34 |
| **Unit 13** | | | | | | | | | | | | | | | | | | | | |
| **Unit/Subunit 13A** | | | | | | | | | | | | | | | | | | | | |
| | SUCCESSFUL | 0 | 0.00 | 0 | 0.00 | 0 | 0.00 | 2 | 2.94 | 64 | 94.12 | 0 | 0.00 | 2 | 2.94 | | | 0 | 0.00 | 68 |
| | UNSUCCESSFUL | n/a | n/a | n/a | n/a | n/a | n/a | n/a | n/a | n/a | n/a | n/a | n/a | n/a | n/a | | | n/a | n/a | n/a |
| | TOTAL | 0 | 0.00 | 0 | 0.00 | 0 | 0.00 | 2 | 2.94 | 64 | 94.12 | 0 | 0.00 | 2 | 2.94 | | | 0 | 0.00 | 68 |
| **Unit/Subunit 13B** | | | | | | | | | | | | | | | | | | | | |
| | SUCCESSFUL | 0 | 0.00 | 0 | 0.00 | 0 | 0.00 | 0 | 0.00 | 26 | 89.66 | 0 | 0.00 | 3 | 10.34 | | | 0 | 0.00 | 29 |
| | UNSUCCESSFUL | n/a | n/a | n/a | n/a | n/a | n/a | n/a | n/a | n/a | n/a | n/a | n/a | n/a | n/a | | | n/a | n/a | n/a |
| | TOTAL | 0 | 0.00 | 0 | 0.00 | 0 | 0.00 | 0 | 0.00 | 26 | 89.66 | 0 | 0.00 | 3 | 10.34 | | | 0 | 0.00 | 29 |
| **Unit/Subunit 13C** | | | | | | | | | | | | | | | | | | | | |
| | SUCCESSFUL | 0 | 0.00 | 0 | 0.00 | 4 | 20.00 | 3 | 15.00 | 3 | 15.00 | 0 | 0.00 | 10 | 50.00 | | | 0 | 0.00 | 20 |
| | UNSUCCESSFUL | n/a | n/a | n/a | n/a | n/a | n/a | n/a | n/a | n/a | n/a | n/a | n/a | n/a | n/a | | | n/a | n/a | n/a |
| | TOTAL | 0 | 0.00 | 0 | 0.00 | 4 | 20.00 | 3 | 15.00 | 3 | 15.00 | 0 | 0.00 | 10 | 50.00 | | | 0 | 0.00 | 20 |
| **Unit/Subunit 13D** | | | | | | | | | | | | | | | | | | | | |
| | SUCCESSFUL | 0 | 0.00 | 0 | 0.00 | 0 | 0.00 | 0 | 0.00 | 25 | 83.33 | 0 | 0.00 | 5 | 16.67 | | | 0 | 0.00 | 30 |
| | UNSUCCESSFUL | n/a | n/a | n/a | n/a | n/a | n/a | n/a | n/a | n/a | n/a | n/a | n/a | n/a | n/a | | | n/a | n/a | n/a |
| | TOTAL | 0 | 0.00 | 0 | 0.00 | 0 | 0.00 | 0 | 0.00 | 25 | 83.33 | 0 | 0.00 | 5 | 16.67 | | | 0 | 0.00 | 30 |
| **Unit/Subunit 13E** | | | | | | | | | | | | | | | | | | | | |
| | SUCCESSFUL | 0 | 0.00 | 18 | 25.71 | 0 | 0.00 | 0 | 0.00 | 43 | 61.43 | 0 | 0.00 | 9 | 12.86 | | | 0 | 0.00 | 70 |
| | UNSUCCESSFUL | n/a | n/a | n/a | n/a | n/a | n/a | n/a | n/a | n/a | n/a | n/a | n/a | n/a | n/a | | | n/a | n/a | n/a |
| | TOTAL | 0 | 0.00 | 18 | 25.71 | 0 | 0.00 | 0 | 0.00 | 43 | 61.43 | 0 | 0.00 | 9 | 12.86 | | | 0 | 0.00 | 70 |
| **TOTAL UNIT** | | | | | | | | | | | | | | | | | | | | |
| | SUCCESSFUL | 0 | 0.00 | 18 | 8.29 | 4 | 1.84 | 5 | 2.30 | 161 | 74.19 | 0 | 0.00 | 29 | 13.36 | | | 0 | 0.00 | 217 |
| | UNSUCCESSFUL | n/a | n/a | n/a | n/a | n/a | n/a | n/a | n/a | n/a | n/a | n/a | n/a | n/a | n/a | | | n/a | n/a | n/a |
| | TOTAL | 0 | 0.00 | 18 | 8.29 | 4 | 1.84 | 5 | 2.30 | 161 | 74.19 | 0 | 0.00 | 29 | 13.36 | | | 0 | 0.00 | 217 |

# 1992-93 TRANSPORTATION METHODS BY SPECIES: BEAVER

| UNIT | SUCCESS | AIRPLANE NUMBER | % | HORSE/ DOG TEAM NUMBER | % | BOAT NUMBER | % | 3-OR-4 WHEELER NUMBER | % | SNOWMACHINE NUMBER | % | OFF ROAD VEHICLE NUMBER | % | HIGHWAY VEHICLE NUMBER | % | WALKING (BEARS ONLY) NUMBER | % | UNKNOWN NUMBER | % | TOTAL NUMBER |
|---|---|---|---|---|---|---|---|---|---|---|---|---|---|---|---|---|---|---|---|---|
| **Unit 14** | | | | | | | | | | | | | | | | | | | | |
| **Unit/Subunit 14A** | | | | | | | | | | | | | | | | | | | | |
| | SUCCESSFUL | 0 | 0.00 | 0 | 0.00 | 20 | 16.53 | 12 | 9.92 | 53 | 43.80 | 0 | 0.00 | 33 | 27.27 | | | 3 | 2.48 | 121 |
| | UNSUCCESSFUL | n/a | n/a | n/a | n/a | n/a | n/a | n/a | n/a | n/a | n/a | n/a | n/a | n/a | n/a | | | n/a | n/a | n/a |
| | TOTAL | 0 | 0.00 | 0 | 0.00 | 20 | 16.53 | 12 | 9.92 | 53 | 43.80 | 0 | 0.00 | 33 | 27.27 | | | 3 | 2.48 | 121 |
| **Unit/Subunit 14B** | | | | | | | | | | | | | | | | | | | | |
| | SUCCESSFUL | 0 | 0.00 | 1 | 1.72 | 0 | 0.00 | 0 | 0.00 | 54 | 93.10 | 0 | 0.00 | 1 | 1.72 | | | 2 | 3.45 | 58 |
| | UNSUCCESSFUL | n/a | n/a | n/a | n/a | n/a | n/a | n/a | n/a | n/a | n/a | n/a | n/a | n/a | n/a | | | n/a | n/a | n/a |
| | TOTAL | 0 | 0.00 | 1 | 1.72 | 0 | 0.00 | 0 | 0.00 | 54 | 93.10 | 0 | 0.00 | 1 | 1.72 | | | 2 | 3.45 | 58 |
| **Unit/Subunit 14C** | | | | | | | | | | | | | | | | | | | | |
| | SUCCESSFUL | 0 | 0.00 | 0 | 0.00 | 0 | 0.00 | 0 | 0.00 | 13 | 33.33 | 0 | 0.00 | 17 | 43.59 | | | 9 | 23.08 | 39 |
| | UNSUCCESSFUL | n/a | n/a | n/a | n/a | n/a | n/a | n/a | n/a | n/a | n/a | n/a | n/a | n/a | n/a | | | n/a | n/a | n/a |
| | TOTAL | 0 | 0.00 | 0 | 0.00 | 0 | 0.00 | 0 | 0.00 | 13 | 33.33 | 0 | 0.00 | 17 | 43.59 | | | 9 | 23.08 | 39 |
| **TOTAL UNIT** | | | | | | | | | | | | | | | | | | | | |
| | SUCCESSFUL | 0 | 0.00 | 1 | 0.46 | 20 | 9.17 | 12 | 5.50 | 120 | 55.05 | 0 | 0.00 | 51 | 23.39 | | | 14 | 6.42 | 218 |
| | UNSUCCESSFUL | n/a | n/a | n/a | n/a | n/a | n/a | n/a | n/a | n/a | n/a | n/a | n/a | n/a | n/a | | | n/a | n/a | n/a |
| | TOTAL | 0 | 0.00 | 1 | 0.46 | 20 | 9.17 | 12 | 5.50 | 120 | 55.05 | 0 | 0.00 | 51 | 23.39 | | | 14 | 6.42 | 218 |
| **Unit 15** | | | | | | | | | | | | | | | | | | | | |
| **Unit/Subunit 15A** | | | | | | | | | | | | | | | | | | | | |
| | SUCCESSFUL | 17 | 29.82 | 1 | 1.75 | 0 | 0.00 | 0 | 0.00 | 19 | 33.33 | 0 | 0.00 | 20 | 35.09 | | | 0 | 0.00 | 57 |
| | UNSUCCESSFUL | n/a | n/a | n/a | n/a | n/a | n/a | n/a | n/a | n/a | n/a | n/a | n/a | n/a | n/a | | | n/a | n/a | n/a |
| | TOTAL | 17 | 29.82 | 1 | 1.75 | 0 | 0.00 | 0 | 0.00 | 19 | 33.33 | 0 | 0.00 | 20 | 35.09 | | | 0 | 0.00 | 57 |
| **Unit/Subunit 15B** | | | | | | | | | | | | | | | | | | | | |
| | SUCCESSFUL | 0 | 0.00 | 0 | 0.00 | 0 | 0.00 | 0 | 0.00 | 0 | 0.00 | 0 | 0.00 | 3 | 100.00 | | | 0 | 0.00 | 3 |
| | UNSUCCESSFUL | n/a | n/a | n/a | n/a | n/a | n/a | n/a | n/a | n/a | n/a | n/a | n/a | n/a | n/a | | | n/a | n/a | n/a |
| | TOTAL | 0 | 0.00 | 0 | 0.00 | 0 | 0.00 | 0 | 0.00 | 0 | 0.00 | 0 | 0.00 | 3 | 100.00 | | | 0 | 0.00 | 3 |
| **Unit/Subunit 15C** | | | | | | | | | | | | | | | | | | | | |
| | SUCCESSFUL | 0 | 0.00 | 5 | 20.83 | 0 | 0.00 | 0 | 0.00 | 8 | 33.33 | 0 | 0.00 | 11 | 45.83 | | | 0 | 0.00 | 24 |
| | UNSUCCESSFUL | n/a | n/a | n/a | n/a | n/a | n/a | n/a | n/a | n/a | n/a | n/a | n/a | n/a | n/a | | | n/a | n/a | n/a |
| | TOTAL | 0 | 0.00 | 5 | 20.83 | 0 | 0.00 | 0 | 0.00 | 8 | 33.33 | 0 | 0.00 | 11 | 45.83 | | | 0 | 0.00 | 24 |
| **TOTAL UNIT** | | | | | | | | | | | | | | | | | | | | |
| | SUCCESSFUL | 17 | 20.24 | 6 | 7.14 | 0 | 0.00 | 0 | 0.00 | 27 | 32.14 | 0 | 0.00 | 34 | 40.48 | | | 0 | 0.00 | 84 |
| | UNSUCCESSFUL | n/a | n/a | n/a | n/a | n/a | n/a | n/a | n/a | n/a | n/a | n/a | n/a | n/a | n/a | | | n/a | n/a | n/a |
| | TOTAL | 17 | 20.24 | 6 | 7.14 | 0 | 0.00 | 0 | 0.00 | 27 | 32.14 | 0 | 0.00 | 34 | 40.48 | | | 0 | 0.00 | 84 |
| **Unit 16** | | | | | | | | | | | | | | | | | | | | |
| **Unit/Subunit 16A** | | | | | | | | | | | | | | | | | | | | |
| | SUCCESSFUL | 0 | 0.00 | 0 | 0.00 | 0 | 0.00 | 0 | 0.00 | 18 | 85.71 | 0 | 0.00 | 0 | 0.00 | | | 3 | 14.29 | 21 |
| | UNSUCCESSFUL | n/a | n/a | n/a | n/a | n/a | n/a | n/a | n/a | n/a | n/a | n/a | n/a | n/a | n/a | | | n/a | n/a | n/a |
| | TOTAL | 0 | 0.00 | 0 | 0.00 | 0 | 0.00 | 0 | 0.00 | 18 | 85.71 | 0 | 0.00 | 0 | 0.00 | | | 3 | 14.29 | 21 |
| **Unit/Subunit 16B** | | | | | | | | | | | | | | | | | | | | |
| | SUCCESSFUL | 1 | 1.69 | 8 | 13.56 | 0 | 0.00 | 0 | 0.00 | 41 | 69.49 | 0 | 0.00 | 9 | 15.25 | | | 0 | 0.00 | 59 |
| | UNSUCCESSFUL | n/a | n/a | n/a | n/a | n/a | n/a | n/a | n/a | n/a | n/a | n/a | n/a | n/a | n/a | | | n/a | n/a | n/a |
| | TOTAL | 1 | 1.69 | 8 | 13.56 | 0 | 0.00 | 0 | 0.00 | 41 | 69.49 | 0 | 0.00 | 9 | 15.25 | | | 0 | 0.00 | 59 |

# 1992-93 TRANSPORTATION METHODS BY SPECIES: BEAVER

| UNIT | SUCCESS | AIRPLANE NUMBER | AIRPLANE % | HORSE/ DOG TEAM NUMBER | HORSE/ DOG TEAM % | BOAT NUMBER | BOAT % | 3-OR-4 WHEELER NUMBER | 3-OR-4 WHEELER % | SNOWMACHINE NUMBER | SNOWMACHINE % | OFF ROAD VEHICLE NUMBER | OFF ROAD VEHICLE % | HIGHWAY VEHICLE NUMBER | HIGHWAY VEHICLE % | WALKING (BEARS ONLY) NUMBER | WALKING (BEARS ONLY) % | UNKNOWN NUMBER | UNKNOWN % | TOTAL NUMBER |
|---|---|---|---|---|---|---|---|---|---|---|---|---|---|---|---|---|---|---|---|---|
| **Unit 16** | | | | | | | | | | | | | | | | | | | | |
| **TOTAL UNIT** | | | | | | | | | | | | | | | | | | | | |
| | SUCCESSFUL | 1 | 1.25 | 8 | 10.00 | 0 | 0.00 | 0 | 0.00 | 59 | 73.75 | 0 | 0.00 | 9 | 11.25 | | | 3 | 3.75 | 80 |
| | UNSUCCESSFUL | n/a | n/a | n/a | n/a | n/a | n/a | n/a | n/a | n/a | n/a | n/a | n/a | n/a | n/a | | | n/a | n/a | n/a |
| | TOTAL | 1 | 1.25 | 8 | 10.00 | 0 | 0.00 | 0 | 0.00 | 59 | 73.75 | 0 | 0.00 | 9 | 11.25 | | | 3 | 3.75 | 80 |
| **Unit 17** | | | | | | | | | | | | | | | | | | | | |
| **Unit/Subunit 17A** | | | | | | | | | | | | | | | | | | | | |
| | SUCCESSFUL | 0 | 0.00 | 0 | 0.00 | 0 | 0.00 | 0 | 0.00 | 94 | 95.92 | 0 | 0.00 | 0 | 0.00 | | | 4 | 4.08 | 98 |
| | UNSUCCESSFUL | n/a | n/a | n/a | n/a | n/a | n/a | n/a | n/a | n/a | n/a | n/a | n/a | n/a | n/a | | | n/a | n/a | n/a |
| | TOTAL | 0 | 0.00 | 0 | 0.00 | 0 | 0.00 | 0 | 0.00 | 94 | 95.92 | 0 | 0.00 | 0 | 0.00 | | | 4 | 4.08 | 98 |
| **Unit/Subunit 17B** | | | | | | | | | | | | | | | | | | | | |
| | SUCCESSFUL | 0 | 0.00 | 0 | 0.00 | 0 | 0.00 | 0 | 0.00 | 102 | 88.70 | 0 | 0.00 | 0 | 0.00 | | | 13 | 11.30 | 115 |
| | UNSUCCESSFUL | n/a | n/a | n/a | n/a | n/a | n/a | n/a | n/a | n/a | n/a | n/a | n/a | n/a | n/a | | | n/a | n/a | n/a |
| | TOTAL | 0 | 0.00 | 0 | 0.00 | 0 | 0.00 | 0 | 0.00 | 102 | 88.70 | 0 | 0.00 | 0 | 0.00 | | | 13 | 11.30 | 115 |
| **Unit/Subunit 17C** | | | | | | | | | | | | | | | | | | | | |
| | SUCCESSFUL | 0 | 0.00 | 0 | 0.00 | 0 | 0.00 | 0 | 0.00 | 242 | 100.00 | 0 | 0.00 | 0 | 0.00 | | | 0 | 0.00 | 242 |
| | UNSUCCESSFUL | n/a | n/a | n/a | n/a | n/a | n/a | n/a | n/a | n/a | n/a | n/a | n/a | n/a | n/a | | | n/a | n/a | n/a |
| | TOTAL | 0 | 0.00 | 0 | 0.00 | 0 | 0.00 | 0 | 0.00 | 242 | 100.00 | 0 | 0.00 | 0 | 0.00 | | | 0 | 0.00 | 242 |
| **TOTAL UNIT** | | | | | | | | | | | | | | | | | | | | |
| | SUCCESSFUL | 0 | 0.00 | 0 | 0.00 | 0 | 0.00 | 0 | 0.00 | 438 | 96.26 | 0 | 0.00 | 0 | 0.00 | | | 17 | 3.74 | 455 |
| | UNSUCCESSFUL | n/a | n/a | n/a | n/a | n/a | n/a | n/a | n/a | n/a | n/a | n/a | n/a | n/a | n/a | | | n/a | n/a | n/a |
| | TOTAL | 0 | 0.00 | 0 | 0.00 | 0 | 0.00 | 0 | 0.00 | 438 | 96.26 | 0 | 0.00 | 0 | 0.00 | | | 17 | 3.74 | 455 |
| **Unit 18** | | | | | | | | | | | | | | | | | | | | |
| **TOTAL UNIT** | | | | | | | | | | | | | | | | | | | | |
| | SUCCESSFUL | 0 | 0.00 | 24 | 3.97 | 0 | 0.00 | 0 | 0.00 | 551 | 91.07 | 0 | 0.00 | 0 | 0.00 | | | 30 | 4.96 | 605 |
| | UNSUCCESSFUL | n/a | n/a | n/a | n/a | n/a | n/a | n/a | n/a | n/a | n/a | n/a | n/a | n/a | n/a | | | n/a | n/a | n/a |
| | TOTAL | 0 | 0.00 | 24 | 3.97 | 0 | 0.00 | 0 | 0.00 | 551 | 91.07 | 0 | 0.00 | 0 | 0.00 | | | 30 | 4.96 | 605 |
| **Unit 19** | | | | | | | | | | | | | | | | | | | | |
| **Unit/Subunit 19A** | | | | | | | | | | | | | | | | | | | | |
| | SUCCESSFUL | 0 | 0.00 | 0 | 0.00 | 0 | 0.00 | 0 | 0.00 | 82 | 100.00 | 0 | 0.00 | 0 | 0.00 | | | 0 | 0.00 | 82 |
| | UNSUCCESSFUL | n/a | n/a | n/a | n/a | n/a | n/a | n/a | n/a | n/a | n/a | n/a | n/a | n/a | n/a | | | n/a | n/a | n/a |
| | TOTAL | 0 | 0.00 | 0 | 0.00 | 0 | 0.00 | 0 | 0.00 | 82 | 100.00 | 0 | 0.00 | 0 | 0.00 | | | 0 | 0.00 | 82 |
| **Unit/Subunit 19B** | | | | | | | | | | | | | | | | | | | | |
| | SUCCESSFUL | 0 | 0.00 | 0 | 0.00 | 0 | 0.00 | 0 | 0.00 | 8 | 100.00 | 0 | 0.00 | 0 | 0.00 | | | 0 | 0.00 | 8 |
| | UNSUCCESSFUL | n/a | n/a | n/a | n/a | n/a | n/a | n/a | n/a | n/a | n/a | n/a | n/a | n/a | n/a | | | n/a | n/a | n/a |
| | TOTAL | 0 | 0.00 | 0 | 0.00 | 0 | 0.00 | 0 | 0.00 | 8 | 100.00 | 0 | 0.00 | 0 | 0.00 | | | 0 | 0.00 | 8 |
| **Unit/Subunit 19C** | | | | | | | | | | | | | | | | | | | | |
| | SUCCESSFUL | 0 | 0.00 | 0 | 0.00 | 0 | 0.00 | 0 | 0.00 | 3 | 100.00 | 0 | 0.00 | 0 | 0.00 | | | 0 | 0.00 | 3 |
| | UNSUCCESSFUL | n/a | n/a | n/a | n/a | n/a | n/a | n/a | n/a | n/a | n/a | n/a | n/a | n/a | n/a | | | n/a | n/a | n/a |
| | TOTAL | 0 | 0.00 | 0 | 0.00 | 0 | 0.00 | 0 | 0.00 | 3 | 100.00 | 0 | 0.00 | 0 | 0.00 | | | 0 | 0.00 | 3 |

# 1992-93 TRANSPORTATION METHODS BY SPECIES: BEAVER

| UNIT | SUCCESS | AIRPLANE NUMBER | AIRPLANE % | HORSE/ DOG TEAM NUMBER | HORSE/ DOG TEAM % | BOAT NUMBER | BOAT % | 3-OR-4 WHEELER NUMBER | 3-OR-4 WHEELER % | SNOWMACHINE NUMBER | SNOWMACHINE % | OFF ROAD VEHICLE NUMBER | OFF ROAD VEHICLE % | HIGHWAY VEHICLE NUMBER | HIGHWAY VEHICLE % | WALKING (BEARS ONLY) NUMBER | WALKING (BEARS ONLY) % | UNKNOWN NUMBER | UNKNOWN % | TOTAL NUMBER |
|---|---|---|---|---|---|---|---|---|---|---|---|---|---|---|---|---|---|---|---|---|
| **Unit 19** | | | | | | | | | | | | | | | | | | | | |
| **Unit/Subunit 19D** | | | | | | | | | | | | | | | | | | | | |
| | SUCCESSFUL | 5 | 20.00 | 0 | 0.00 | 2 | 8.00 | 0 | 0.00 | 18 | 72.00 | 0 | 0.00 | 0 | 0.00 | | | 0 | 0.00 | 25 |
| | UNSUCCESSFUL | n/a | n/a | n/a | n/a | n/a | n/a | n/a | n/a | n/a | n/a | n/a | n/a | n/a | n/a | | | n/a | n/a | n/a |
| | TOTAL | 5 | 20.00 | 0 | 0.00 | 2 | 8.00 | 0 | 0.00 | 18 | 72.00 | 0 | 0.00 | 0 | 0.00 | | | 0 | 0.00 | 25 |
| **TOTAL UNIT** | | | | | | | | | | | | | | | | | | | | |
| | SUCCESSFUL | 5 | 4.24 | 0 | 0.00 | 2 | 1.69 | 0 | 0.00 | 111 | 94.07 | 0 | 0.00 | 0 | 0.00 | | | 0 | 0.00 | 118 |
| | UNSUCCESSFUL | n/a | n/a | n/a | n/a | n/a | n/a | n/a | n/a | n/a | n/a | n/a | n/a | n/a | n/a | | | n/a | n/a | n/a |
| | TOTAL | 5 | 4.24 | 0 | 0.00 | 2 | 1.69 | 0 | 0.00 | 111 | 94.07 | 0 | 0.00 | 0 | 0.00 | | | 0 | 0.00 | 118 |
| **Unit 20** | | | | | | | | | | | | | | | | | | | | |
| **Unit/Subunit 20A** | | | | | | | | | | | | | | | | | | | | |
| | SUCCESSFUL | 1 | 1.47 | 0 | 0.00 | 22 | 32.35 | 0 | 0.00 | 45 | 66.18 | 0 | 0.00 | 0 | 0.00 | | | 0 | 0.00 | 68 |
| | UNSUCCESSFUL | n/a | n/a | n/a | n/a | n/a | n/a | n/a | n/a | n/a | n/a | n/a | n/a | n/a | n/a | | | n/a | n/a | n/a |
| | TOTAL | 1 | 1.47 | 0 | 0.00 | 22 | 32.35 | 0 | 0.00 | 45 | 66.18 | 0 | 0.00 | 0 | 0.00 | | | 0 | 0.00 | 68 |
| **Unit/Subunit 20B** | | | | | | | | | | | | | | | | | | | | |
| | SUCCESSFUL | 0 | 0.00 | 2 | 0.77 | 8 | 3.09 | 0 | 0.00 | 166 | 64.09 | 0 | 0.00 | 80 | 30.89 | | | 3 | 1.16 | 259 |
| | UNSUCCESSFUL | n/a | n/a | n/a | n/a | n/a | n/a | n/a | n/a | n/a | n/a | n/a | n/a | n/a | n/a | | | n/a | n/a | n/a |
| | TOTAL | 0 | 0.00 | 2 | 0.77 | 8 | 3.09 | 0 | 0.00 | 166 | 64.09 | 0 | 0.00 | 80 | 30.89 | | | 3 | 1.16 | 259 |
| **Unit/Subunit 20C** | | | | | | | | | | | | | | | | | | | | |
| | SUCCESSFUL | 0 | 0.00 | 9 | 11.84 | 0 | 0.00 | 0 | 0.00 | 58 | 76.32 | 0 | 0.00 | 5 | 6.58 | | | 4 | 5.26 | 76 |
| | UNSUCCESSFUL | n/a | n/a | n/a | n/a | n/a | n/a | n/a | n/a | n/a | n/a | n/a | n/a | n/a | n/a | | | n/a | n/a | n/a |
| | TOTAL | 0 | 0.00 | 9 | 11.84 | 0 | 0.00 | 0 | 0.00 | 58 | 76.32 | 0 | 0.00 | 5 | 6.58 | | | 4 | 5.26 | 76 |
| **Unit/Subunit 20D** | | | | | | | | | | | | | | | | | | | | |
| | SUCCESSFUL | 0 | 0.00 | 0 | 0.00 | 0 | 0.00 | 0 | 0.00 | 6 | 100.00 | 0 | 0.00 | 0 | 0.00 | | | 0 | 0.00 | 6 |
| | UNSUCCESSFUL | n/a | n/a | n/a | n/a | n/a | n/a | n/a | n/a | n/a | n/a | n/a | n/a | n/a | n/a | | | n/a | n/a | n/a |
| | TOTAL | 0 | 0.00 | 0 | 0.00 | 0 | 0.00 | 0 | 0.00 | 6 | 100.00 | 0 | 0.00 | 0 | 0.00 | | | 0 | 0.00 | 6 |
| **Unit/Subunit 20E** | | | | | | | | | | | | | | | | | | | | |
| | SUCCESSFUL | 0 | 0.00 | 0 | 0.00 | 0 | 0.00 | 0 | 0.00 | 4 | 100.00 | 0 | 0.00 | 0 | 0.00 | | | 0 | 0.00 | 4 |
| | UNSUCCESSFUL | n/a | n/a | n/a | n/a | n/a | n/a | n/a | n/a | n/a | n/a | n/a | n/a | n/a | n/a | | | n/a | n/a | n/a |
| | TOTAL | 0 | 0.00 | 0 | 0.00 | 0 | 0.00 | 0 | 0.00 | 4 | 100.00 | 0 | 0.00 | 0 | 0.00 | | | 0 | 0.00 | 4 |
| **Unit/Subunit 20F** | | | | | | | | | | | | | | | | | | | | |
| | SUCCESSFUL | 0 | 0.00 | 0 | 0.00 | 0 | 0.00 | 0 | 0.00 | 10 | 100.00 | 0 | 0.00 | 0 | 0.00 | | | 0 | 0.00 | 10 |
| | UNSUCCESSFUL | n/a | n/a | n/a | n/a | n/a | n/a | n/a | n/a | n/a | n/a | n/a | n/a | n/a | n/a | | | n/a | n/a | n/a |
| | TOTAL | 0 | 0.00 | 0 | 0.00 | 0 | 0.00 | 0 | 0.00 | 10 | 100.00 | 0 | 0.00 | 0 | 0.00 | | | 0 | 0.00 | 10 |
| **TOTAL UNIT** | | | | | | | | | | | | | | | | | | | | |
| | SUCCESSFUL | 1 | 0.24 | 11 | 2.60 | 30 | 7.09 | 0 | 0.00 | 289 | 68.32 | 0 | 0.00 | 85 | 20.09 | | | 7 | 1.65 | 423 |
| | UNSUCCESSFUL | n/a | n/a | n/a | n/a | n/a | n/a | n/a | n/a | n/a | n/a | n/a | n/a | n/a | n/a | | | n/a | n/a | n/a |
| | TOTAL | 1 | 0.24 | 11 | 2.60 | 30 | 7.09 | 0 | 0.00 | 289 | 68.32 | 0 | 0.00 | 85 | 20.09 | | | 7 | 1.65 | 423 |
| **Unit 21** | | | | | | | | | | | | | | | | | | | | |
| **Unit/Subunit 21A** | | | | | | | | | | | | | | | | | | | | |
| | SUCCESSFUL | 0 | 0.00 | 0 | 0.00 | 0 | 0.00 | 0 | 0.00 | 99 | 90.00 | 0 | 0.00 | 0 | 0.00 | | | 11 | 10.00 | 110 |
| | UNSUCCESSFUL | n/a | n/a | n/a | n/a | n/a | n/a | n/a | n/a | n/a | n/a | n/a | n/a | n/a | n/a | | | n/a | n/a | n/a |
| | TOTAL | 0 | 0.00 | 0 | 0.00 | 0 | 0.00 | 0 | 0.00 | 99 | 90.00 | 0 | 0.00 | 0 | 0.00 | | | 11 | 10.00 | 110 |

# 1992-93 TRANSPORTATION METHODS BY SPECIES: BEAVER

| UNIT | SUCCESS | AIRPLANE NUMBER | % | HORSE/ DOG TEAM NUMBER | % | BOAT NUMBER | % | 3-OR-4 WHEELER NUMBER | % | SNOWMACHINE NUMBER | % | OFF ROAD VEHICLE NUMBER | % | HIGHWAY VEHICLE NUMBER | % | WALKING (BEARS ONLY) NUMBER | % | UNKNOWN NUMBER | % | TOTAL NUMBER |
|---|---|---|---|---|---|---|---|---|---|---|---|---|---|---|---|---|---|---|---|---|
| **Unit 21** | | | | | | | | | | | | | | | | | | | | |
| **Unit/Subunit 21B** | | | | | | | | | | | | | | | | | | | | |
| | SUCCESSFUL | 4 | 40.00 | 0 | 0.00 | 0 | 0.00 | 0 | 0.00 | 6 | 60.00 | 0 | 0.00 | 0 | 0.00 | | | 0 | 0.00 | 10 |
| | UNSUCCESSFUL | n/a | n/a | n/a | n/a | n/a | n/a | n/a | n/a | n/a | n/a | n/a | n/a | n/a | n/a | | | n/a | n/a | n/a |
| | TOTAL | 4 | 40.00 | 0 | 0.00 | 0 | 0.00 | 0 | 0.00 | 6 | 60.00 | 0 | 0.00 | 0 | 0.00 | | | 0 | 0.00 | 10 |
| **Unit/Subunit 21D** | | | | | | | | | | | | | | | | | | | | |
| | SUCCESSFUL | 0 | 0.00 | 0 | 0.00 | 0 | 0.00 | 0 | 0.00 | 85 | 100.00 | 0 | 0.00 | 0 | 0.00 | | | 0 | 0.00 | 85 |
| | UNSUCCESSFUL | n/a | n/a | n/a | n/a | n/a | n/a | n/a | n/a | n/a | n/a | n/a | n/a | n/a | n/a | | | n/a | n/a | n/a |
| | TOTAL | 0 | 0.00 | 0 | 0.00 | 0 | 0.00 | 0 | 0.00 | 85 | 100.00 | 0 | 0.00 | 0 | 0.00 | | | 0 | 0.00 | 85 |
| **Unit/Subunit 21E** | | | | | | | | | | | | | | | | | | | | |
| | SUCCESSFUL | 0 | 0.00 | 0 | 0.00 | 0 | 0.00 | 0 | 0.00 | 11 | 100.00 | 0 | 0.00 | 0 | 0.00 | | | 0 | 0.00 | 11 |
| | UNSUCCESSFUL | n/a | n/a | n/a | n/a | n/a | n/a | n/a | n/a | n/a | n/a | n/a | n/a | n/a | n/a | | | n/a | n/a | n/a |
| | TOTAL | 0 | 0.00 | 0 | 0.00 | 0 | 0.00 | 0 | 0.00 | 11 | 100.00 | 0 | 0.00 | 0 | 0.00 | | | 0 | 0.00 | 11 |
| **TOTAL UNIT** | | | | | | | | | | | | | | | | | | | | |
| | SUCCESSFUL | 4 | 1.85 | 0 | 0.00 | 0 | 0.00 | 0 | 0.00 | 201 | 93.06 | 0 | 0.00 | 0 | 0.00 | | | 11 | 5.09 | 216 |
| | UNSUCCESSFUL | n/a | n/a | n/a | n/a | n/a | n/a | n/a | n/a | n/a | n/a | n/a | n/a | n/a | n/a | | | n/a | n/a | n/a |
| | TOTAL | 4 | 1.85 | 0 | 0.00 | 0 | 0.00 | 0 | 0.00 | 201 | 93.06 | 0 | 0.00 | 0 | 0.00 | | | 11 | 5.09 | 216 |
| **Unit 22** | | | | | | | | | | | | | | | | | | | | |
| **Unit/Subunit 22A** | | | | | | | | | | | | | | | | | | | | |
| | SUCCESSFUL | 0 | 0.00 | 0 | 0.00 | 6 | 100.00 | 0 | 0.00 | 0 | 0.00 | 0 | 0.00 | 0 | 0.00 | | | 0 | 0.00 | 6 |
| | UNSUCCESSFUL | n/a | n/a | n/a | n/a | n/a | n/a | n/a | n/a | n/a | n/a | n/a | n/a | n/a | n/a | | | n/a | n/a | n/a |
| | TOTAL | 0 | 0.00 | 0 | 0.00 | 6 | 100.00 | 0 | 0.00 | 0 | 0.00 | 0 | 0.00 | 0 | 0.00 | | | 0 | 0.00 | 6 |
| **Unit/Subunit 22B** | | | | | | | | | | | | | | | | | | | | |
| | SUCCESSFUL | 0 | 0.00 | 0 | 0.00 | 0 | 0.00 | 0 | 0.00 | 4 | 100.00 | 0 | 0.00 | 0 | 0.00 | | | 0 | 0.00 | 4 |
| | UNSUCCESSFUL | n/a | n/a | n/a | n/a | n/a | n/a | n/a | n/a | n/a | n/a | n/a | n/a | n/a | n/a | | | n/a | n/a | n/a |
| | TOTAL | 0 | 0.00 | 0 | 0.00 | 0 | 0.00 | 0 | 0.00 | 4 | 100.00 | 0 | 0.00 | 0 | 0.00 | | | 0 | 0.00 | 4 |
| **TOTAL UNIT** | | | | | | | | | | | | | | | | | | | | |
| | SUCCESSFUL | 0 | 0.00 | 0 | 0.00 | 6 | 60.00 | 0 | 0.00 | 4 | 40.00 | 0 | 0.00 | 0 | 0.00 | | | 0 | 0.00 | 10 |
| | UNSUCCESSFUL | n/a | n/a | n/a | n/a | n/a | n/a | n/a | n/a | n/a | n/a | n/a | n/a | n/a | n/a | | | n/a | n/a | n/a |
| | TOTAL | 0 | 0.00 | 0 | 0.00 | 6 | 60.00 | 0 | 0.00 | 4 | 40.00 | 0 | 0.00 | 0 | 0.00 | | | 0 | 0.00 | 10 |
| **Unit 24** | | | | | | | | | | | | | | | | | | | | |
| **TOTAL UNIT** | | | | | | | | | | | | | | | | | | | | |
| | SUCCESSFUL | 0 | 0.00 | 0 | 0.00 | 0 | 0.00 | 0 | 0.00 | 78 | 100.00 | 0 | 0.00 | 0 | 0.00 | | | 0 | 0.00 | 78 |
| | UNSUCCESSFUL | n/a | n/a | n/a | n/a | n/a | n/a | n/a | n/a | n/a | n/a | n/a | n/a | n/a | n/a | | | n/a | n/a | n/a |
| | TOTAL | 0 | 0.00 | 0 | 0.00 | 0 | 0.00 | 0 | 0.00 | 78 | 100.00 | 0 | 0.00 | 0 | 0.00 | | | 0 | 0.00 | 78 |
| **Unit 25** | | | | | | | | | | | | | | | | | | | | |
| **Unit/Subunit 25A** | | | | | | | | | | | | | | | | | | | | |
| | SUCCESSFUL | 0 | 0.00 | 0 | 0.00 | 0 | 0.00 | 0 | 0.00 | 7 | 100.00 | 0 | 0.00 | 0 | 0.00 | | | 0 | 0.00 | 7 |
| | UNSUCCESSFUL | n/a | n/a | n/a | n/a | n/a | n/a | n/a | n/a | n/a | n/a | n/a | n/a | n/a | n/a | | | n/a | n/a | n/a |
| | TOTAL | 0 | 0.00 | 0 | 0.00 | 0 | 0.00 | 0 | 0.00 | 7 | 100.00 | 0 | 0.00 | 0 | 0.00 | | | 0 | 0.00 | 7 |

# 1992-93 TRANSPORTATION METHODS BY SPECIES: BEAVER

| UNIT | SUCCESS | AIRPLANE NUMBER | % | HORSE/ DOG TEAM NUMBER | % | BOAT NUMBER | % | 3-OR-4 WHEELER NUMBER | % | SNOWMACHINE NUMBER | % | OFF ROAD VEHICLE NUMBER | % | HIGHWAY VEHICLE NUMBER | % | WALKING (BEARS ONLY) NUMBER | % | UNKNOWN NUMBER | % | TOTAL NUMBER |
|---|---|---|---|---|---|---|---|---|---|---|---|---|---|---|---|---|---|---|---|---|
| **Unit 25** | | | | | | | | | | | | | | | | | | | | |
| **Unit/Subunit 25B** | | | | | | | | | | | | | | | | | | | | |
| | SUCCESSFUL | 0 | 0.00 | 0 | 0.00 | 0 | 0.00 | 0 | 0.00 | 13 | 100.00 | 0 | 0.00 | 0 | 0.00 | | | 0 | 0.00 | 13 |
| | UNSUCCESSFUL | n/a | n/a | n/a | n/a | n/a | n/a | n/a | n/a | n/a | n/a | n/a | n/a | n/a | n/a | | | n/a | n/a | n/a |
| | TOTAL | 0 | 0.00 | 0 | 0.00 | 0 | 0.00 | 0 | 0.00 | 13 | 100.00 | 0 | 0.00 | 0 | 0.00 | | | 0 | 0.00 | 13 |
| **Unit/Subunit 25C** | | | | | | | | | | | | | | | | | | | | |
| | SUCCESSFUL | 0 | 0.00 | 0 | 0.00 | 0 | 0.00 | 0 | 0.00 | 6 | 100.00 | 0 | 0.00 | 0 | 0.00 | | | 0 | 0.00 | 6 |
| | UNSUCCESSFUL | n/a | n/a | n/a | n/a | n/a | n/a | n/a | n/a | n/a | n/a | n/a | n/a | n/a | n/a | | | n/a | n/a | n/a |
| | TOTAL | 0 | 0.00 | 0 | 0.00 | 0 | 0.00 | 0 | 0.00 | 6 | 100.00 | 0 | 0.00 | 0 | 0.00 | | | 0 | 0.00 | 6 |
| **Unit/Subunit 25D** | | | | | | | | | | | | | | | | | | | | |
| | SUCCESSFUL | 0 | 0.00 | 0 | 0.00 | 0 | 0.00 | 0 | 0.00 | 13 | 100.00 | 0 | 0.00 | 0 | 0.00 | | | 0 | 0.00 | 13 |
| | UNSUCCESSFUL | n/a | n/a | n/a | n/a | n/a | n/a | n/a | n/a | n/a | n/a | n/a | n/a | n/a | n/a | | | n/a | n/a | n/a |
| | TOTAL | 0 | 0.00 | 0 | 0.00 | 0 | 0.00 | 0 | 0.00 | 13 | 100.00 | 0 | 0.00 | 0 | 0.00 | | | 0 | 0.00 | 13 |
| **TOTAL UNIT** | | | | | | | | | | | | | | | | | | | | |
| | SUCCESSFUL | 0 | 0.00 | 0 | 0.00 | 0 | 0.00 | 0 | 0.00 | 39 | 100.00 | 0 | 0.00 | 0 | 0.00 | | | 0 | 0.00 | 39 |
| | UNSUCCESSFUL | n/a | n/a | n/a | n/a | n/a | n/a | n/a | n/a | n/a | n/a | n/a | n/a | n/a | n/a | | | n/a | n/a | n/a |
| | TOTAL | 0 | 0.00 | 0 | 0.00 | 0 | 0.00 | 0 | 0.00 | 39 | 100.00 | 0 | 0.00 | 0 | 0.00 | | | 0 | 0.00 | 39 |
| **TOTAL STATEWIDE** | | | | | | | | | | | | | | | | | | | | |
| | SUCCESSFUL | 33 | 1.08 | 116 | 3.81 | 141 | 4.63 | 135 | 4.43 | 2189 | 71.82 | 2 | 0.07 | 302 | 9.91 | | | 130 | 4.27 | 3048 |
| | UNSUCCESSFUL | n/a | n/a | n/a | n/a | n/a | n/a | n/a | n/a | n/a | n/a | n/a | n/a | n/a | n/a | | | n/a | n/a | n/a |
| | TOTAL | 33 | 1.08 | 116 | 3.81 | 141 | 4.63 | 135 | 4.43 | 2189 | 71.82 | 2 | 0.07 | 302 | 9.91 | | | 130 | 4.27 | 3048 |

# 1992-93 TRANSPORTATION METHODS BY SPECIES: BISON

| UNIT | SUCCESS | AIRPLANE NUMBER | AIRPLANE % | HORSE/ DOG TEAM NUMBER | HORSE/ DOG TEAM % | BOAT NUMBER | BOAT % | 3-OR-4 WHEELER NUMBER | 3-OR-4 WHEELER % | SNOWMACHINE NUMBER | SNOWMACHINE % | OFF ROAD VEHICLE NUMBER | OFF ROAD VEHICLE % | HIGHWAY VEHICLE NUMBER | HIGHWAY VEHICLE % | WALKING (BEARS ONLY) NUMBER | WALKING (BEARS ONLY) % | UNKNOWN NUMBER | UNKNOWN % | TOTAL NUMBER |
|---|---|---|---|---|---|---|---|---|---|---|---|---|---|---|---|---|---|---|---|---|
| **Unit 19** | | | | | | | | | | | | | | | | | | | | |
| **Unit/Subunit 19C** | | | | | | | | | | | | | | | | | | | | |
| | SUCCESSFUL | 5 | 38.46 | 0 | 0.00 | 0 | 0.00 | 2 | 15.38 | 6 | 46.15 | 0 | 0.00 | 0 | 0.00 | | | 0 | 0.00 | 13 |
| | UNSUCCESSFUL | 16 | 80.00 | 0 | 0.00 | 0 | 0.00 | 3 | 15.00 | 1 | 5.00 | 0 | 0.00 | 0 | 0.00 | | | 0 | 0.00 | 20 |
| | TOTAL | 21 | 63.64 | 0 | 0.00 | 0 | 0.00 | 5 | 15.15 | 7 | 21.21 | 0 | 0.00 | 0 | 0.00 | | | 0 | 0.00 | 33 |
| **Unit/Subunit 19D** | | | | | | | | | | | | | | | | | | | | |
| | SUCCESSFUL | 0 | 0.00 | 0 | 0.00 | 0 | 0.00 | 1 | 100.00 | 0 | 0.00 | 0 | 0.00 | 0 | 0.00 | | | 0 | 0.00 | 1 |
| | UNSUCCESSFUL | 1 | 100.00 | 0 | 0.00 | 0 | 0.00 | 0 | 0.00 | 0 | 0.00 | 0 | 0.00 | 0 | 0.00 | | | 0 | 0.00 | 1 |
| | TOTAL | 1 | 50.00 | 0 | 0.00 | 0 | 0.00 | 1 | 50.00 | 0 | 0.00 | 0 | 0.00 | 0 | 0.00 | | | 0 | 0.00 | 2 |
| **Unit/Subunit 19Z** | | | | | | | | | | | | | | | | | | | | |
| | SUCCESSFUL | 0 | 0.00 | 0 | 0.00 | 0 | 0.00 | 0 | 0.00 | 0 | 0.00 | 0 | 0.00 | 0 | 0.00 | | | 0 | 0.00 | 0 |
| | UNSUCCESSFUL | 0 | 0.00 | 0 | 0.00 | 0 | 0.00 | 1 | 100.00 | 0 | 0.00 | 0 | 0.00 | 0 | 0.00 | | | 0 | 0.00 | 1 |
| | TOTAL | 0 | 0.00 | 0 | 0.00 | 0 | 0.00 | 1 | 100.00 | 0 | 0.00 | 0 | 0.00 | 0 | 0.00 | | | 0 | 0.00 | 1 |
| **TOTAL UNIT** | | | | | | | | | | | | | | | | | | | | |
| | SUCCESSFUL | 5 | 35.71 | 0 | 0.00 | 0 | 0.00 | 3 | 21.43 | 6 | 42.86 | 0 | 0.00 | 0 | 0.00 | | | 0 | 0.00 | 14 |
| | UNSUCCESSFUL | 17 | 77.27 | 0 | 0.00 | 0 | 0.00 | 4 | 18.18 | 1 | 4.55 | 0 | 0.00 | 0 | 0.00 | | | 0 | 0.00 | 22 |
| | TOTAL | 22 | 61.11 | 0 | 0.00 | 0 | 0.00 | 7 | 19.44 | 7 | 19.44 | 0 | 0.00 | 0 | 0.00 | | | 0 | 0.00 | 36 |
| **Unit 20** | | | | | | | | | | | | | | | | | | | | |
| **Unit/Subunit 20D** | | | | | | | | | | | | | | | | | | | | |
| | SUCCESSFUL | 0 | 0.00 | 0 | 0.00 | 0 | 0.00 | 4 | 4.17 | 47 | 48.96 | 1 | 1.04 | 39 | 40.63 | | | 5 | 5.21 | 96 |
| | UNSUCCESSFUL | 0 | 0.00 | 0 | 0.00 | 0 | 0.00 | 0 | 0.00 | 0 | 0.00 | 0 | 0.00 | 1 | 100.00 | | | 0 | 0.00 | 1 |
| | TOTAL | 0 | 0.00 | 0 | 0.00 | 0 | 0.00 | 4 | 4.12 | 47 | 48.45 | 1 | 1.03 | 40 | 41.24 | | | 5 | 5.15 | 97 |
| **TOTAL UNIT** | | | | | | | | | | | | | | | | | | | | |
| | SUCCESSFUL | 0 | 0.00 | 0 | 0.00 | 0 | 0.00 | 4 | 4.17 | 47 | 48.96 | 1 | 1.04 | 39 | 40.63 | | | 5 | 5.21 | 96 |
| | UNSUCCESSFUL | 0 | 0.00 | 0 | 0.00 | 0 | 0.00 | 0 | 0.00 | 0 | 0.00 | 0 | 0.00 | 1 | 100.00 | | | 0 | 0.00 | 1 |
| | TOTAL | 0 | 0.00 | 0 | 0.00 | 0 | 0.00 | 4 | 4.12 | 47 | 48.45 | 1 | 1.03 | 40 | 41.24 | | | 5 | 5.15 | 97 |
| **TOTAL STATEWIDE** | | | | | | | | | | | | | | | | | | | | |
| | SUCCESSFUL | 5 | 4.55 | 0 | 0.00 | 0 | 0.00 | 7 | 6.36 | 53 | 48.18 | 1 | 0.91 | 39 | 35.45 | | | 5 | 4.55 | 110 |
| | UNSUCCESSFUL | 17 | 73.91 | 0 | 0.00 | 0 | 0.00 | 4 | 17.39 | 1 | 4.35 | 0 | 0.00 | 1 | 4.35 | | | 0 | 0.00 | 23 |
| | TOTAL | 22 | 16.54 | 0 | 0.00 | 0 | 0.00 | 11 | 8.27 | 54 | 40.60 | 1 | 0.75 | 40 | 30.08 | | | 5 | 3.76 | 133 |

# 1992-93 TRANSPORTATION METHODS BY SPECIES: BLACK BEAR

| UNIT | SUCCESS | AIRPLANE NUMBER | % | HORSE/ DOG TEAM NUMBER | % | BOAT NUMBER | % | 3-OR-4 WHEELER NUMBER | % | SNOWMACHINE NUMBER | % | OFF ROAD VEHICLE NUMBER | % | HIGHWAY VEHICLE NUMBER | % | WALKING (BEARS ONLY) NUMBER | % | UNKNOWN NUMBER | % | TOTAL NUMBER |
|---|---|---|---|---|---|---|---|---|---|---|---|---|---|---|---|---|---|---|---|---|
| **Unit 01** | | | | | | | | | | | | | | | | | | | | |
| **Unit/Subunit 01A** | | | | | | | | | | | | | | | | | | | | |
| | SUCCESSFUL | 0 | 0.00 | 2 | 6.06 | 22 | 66.67 | 2 | 6.06 | 0 | 0.00 | 0 | 0.00 | 6 | 18.18 | 1 | 3.03 | 0 | 0.00 | 33 |
| | UNSUCCESSFUL | n/a | n/a | n/a | n/a | n/a | n/a | n/a | n/a | n/a | n/a | n/a | n/a | n/a | n/a | n/a | n/a | n/a | n/a | n/a |
| | TOTAL | 0 | 0.00 | 2 | 6.06 | 22 | 66.67 | 2 | 6.06 | 0 | 0.00 | 0 | 0.00 | 6 | 18.18 | 1 | 3.03 | 0 | 0.00 | 33 |
| **Unit/Subunit 01B** | | | | | | | | | | | | | | | | | | | | |
| | SUCCESSFUL | 0 | 0.00 | 0 | 0.00 | 14 | 100.00 | 0 | 0.00 | 0 | 0.00 | 0 | 0.00 | 0 | 0.00 | 0 | 0.00 | 0 | 0.00 | 14 |
| | UNSUCCESSFUL | n/a | n/a | n/a | n/a | n/a | n/a | n/a | n/a | n/a | n/a | n/a | n/a | n/a | n/a | n/a | n/a | n/a | n/a | n/a |
| | TOTAL | 0 | 0.00 | 0 | 0.00 | 14 | 100.00 | 0 | 0.00 | 0 | 0.00 | 0 | 0.00 | 0 | 0.00 | 0 | 0.00 | 0 | 0.00 | 14 |
| **Unit/Subunit 01C** | | | | | | | | | | | | | | | | | | | | |
| | SUCCESSFUL | 5 | 7.69 | 0 | 0.00 | 50 | 76.92 | 1 | 1.54 | 0 | 0.00 | 0 | 0.00 | 4 | 6.15 | 5 | 7.69 | 0 | 0.00 | 65 |
| | UNSUCCESSFUL | n/a | n/a | n/a | n/a | n/a | n/a | n/a | n/a | n/a | n/a | n/a | n/a | n/a | n/a | n/a | n/a | n/a | n/a | n/a |
| | TOTAL | 5 | 7.69 | 0 | 0.00 | 50 | 76.92 | 1 | 1.54 | 0 | 0.00 | 0 | 0.00 | 4 | 6.15 | 5 | 7.69 | 0 | 0.00 | 65 |
| **Unit/Subunit 01D** | | | | | | | | | | | | | | | | | | | | |
| | SUCCESSFUL | 3 | 10.34 | 0 | 0.00 | 1 | 3.45 | 2 | 6.90 | 0 | 0.00 | 0 | 0.00 | 19 | 65.52 | 4 | 13.79 | 0 | 0.00 | 29 |
| | UNSUCCESSFUL | n/a | n/a | n/a | n/a | n/a | n/a | n/a | n/a | n/a | n/a | n/a | n/a | n/a | n/a | n/a | n/a | n/a | n/a | n/a |
| | TOTAL | 3 | 10.34 | 0 | 0.00 | 1 | 3.45 | 2 | 6.90 | 0 | 0.00 | 0 | 0.00 | 19 | 65.52 | 4 | 13.79 | 0 | 0.00 | 29 |
| **TOTAL UNIT** | | | | | | | | | | | | | | | | | | | | |
| | SUCCESSFUL | 8 | 5.67 | 2 | 1.42 | 87 | 61.70 | 5 | 3.55 | 0 | 0.00 | 0 | 0.00 | 29 | 20.57 | 10 | 7.09 | 0 | 0.00 | 141 |
| | UNSUCCESSFUL | n/a | n/a | n/a | n/a | n/a | n/a | n/a | n/a | n/a | n/a | n/a | n/a | n/a | n/a | n/a | n/a | n/a | n/a | n/a |
| | TOTAL | 8 | 5.67 | 2 | 1.42 | 87 | 61.70 | 5 | 3.55 | 0 | 0.00 | 0 | 0.00 | 29 | 20.57 | 10 | 7.09 | 0 | 0.00 | 141 |
| **Unit 02** | | | | | | | | | | | | | | | | | | | | |
| **TOTAL UNIT** | | | | | | | | | | | | | | | | | | | | |
| | SUCCESSFUL | 18 | 8.11 | 0 | 0.00 | 59 | 26.58 | 0 | 0.00 | 0 | 0.00 | 0 | 0.00 | 135 | 60.81 | 10 | 4.50 | 0 | 0.00 | 222 |
| | UNSUCCESSFUL | n/a | n/a | n/a | n/a | n/a | n/a | n/a | n/a | n/a | n/a | n/a | n/a | n/a | n/a | n/a | n/a | n/a | n/a | n/a |
| | TOTAL | 18 | 8.11 | 0 | 0.00 | 59 | 26.58 | 0 | 0.00 | 0 | 0.00 | 0 | 0.00 | 135 | 60.81 | 10 | 4.50 | 0 | 0.00 | 222 |
| **Unit 03** | | | | | | | | | | | | | | | | | | | | |
| **TOTAL UNIT** | | | | | | | | | | | | | | | | | | | | |
| | SUCCESSFUL | 11 | 6.83 | 0 | 0.00 | 125 | 77.64 | 0 | 0.00 | 0 | 0.00 | 0 | 0.00 | 21 | 13.04 | 3 | 1.86 | 1 | 0.62 | 161 |
| | UNSUCCESSFUL | n/a | n/a | n/a | n/a | n/a | n/a | n/a | n/a | n/a | n/a | n/a | n/a | n/a | n/a | n/a | n/a | n/a | n/a | n/a |
| | TOTAL | 11 | 6.83 | 0 | 0.00 | 125 | 77.64 | 0 | 0.00 | 0 | 0.00 | 0 | 0.00 | 21 | 13.04 | 3 | 1.86 | 1 | 0.62 | 161 |
| **Unit 05** | | | | | | | | | | | | | | | | | | | | |
| **Unit/Subunit 05A** | | | | | | | | | | | | | | | | | | | | |
| | SUCCESSFUL | 9 | 50.00 | 0 | 0.00 | 9 | 50.00 | 0 | 0.00 | 0 | 0.00 | 0 | 0.00 | 0 | 0.00 | 0 | 0.00 | 0 | 0.00 | 18 |
| | UNSUCCESSFUL | n/a | n/a | n/a | n/a | n/a | n/a | n/a | n/a | n/a | n/a | n/a | n/a | n/a | n/a | n/a | n/a | n/a | n/a | n/a |
| | TOTAL | 9 | 50.00 | 0 | 0.00 | 9 | 50.00 | 0 | 0.00 | 0 | 0.00 | 0 | 0.00 | 0 | 0.00 | 0 | 0.00 | 0 | 0.00 | 18 |
| **TOTAL UNIT** | | | | | | | | | | | | | | | | | | | | |
| | SUCCESSFUL | 9 | 50.00 | 0 | 0.00 | 9 | 50.00 | 0 | 0.00 | 0 | 0.00 | 0 | 0.00 | 0 | 0.00 | 0 | 0.00 | 0 | 0.00 | 18 |
| | UNSUCCESSFUL | n/a | n/a | n/a | n/a | n/a | n/a | n/a | n/a | n/a | n/a | n/a | n/a | n/a | n/a | n/a | n/a | n/a | n/a | n/a |
| | TOTAL | 9 | 50.00 | 0 | 0.00 | 9 | 50.00 | 0 | 0.00 | 0 | 0.00 | 0 | 0.00 | 0 | 0.00 | 0 | 0.00 | 0 | 0.00 | 18 |

# 1992-93 TRANSPORTATION METHODS BY SPECIES: BLACK BEAR

| UNIT | SUCCESS | AIRPLANE NUMBER | AIRPLANE % | HORSE/ DOG TEAM NUMBER | HORSE/ DOG TEAM % | BOAT NUMBER | BOAT % | 3-OR-4 WHEELER NUMBER | 3-OR-4 WHEELER % | SNOWMACHINE NUMBER | SNOWMACHINE % | OFF ROAD VEHICLE NUMBER | OFF ROAD VEHICLE % | HIGHWAY VEHICLE NUMBER | HIGHWAY VEHICLE % | WALKING (BEARS ONLY) NUMBER | WALKING (BEARS ONLY) % | UNKNOWN NUMBER | UNKNOWN % | TOTAL NUMBER |
|---|---|---|---|---|---|---|---|---|---|---|---|---|---|---|---|---|---|---|---|---|
| **Unit 06** | | | | | | | | | | | | | | | | | | | | |
| **Unit/Subunit 06A** | | | | | | | | | | | | | | | | | | | | |
| | SUCCESSFUL | 33 | 86.84 | 0 | 0.00 | 1 | 2.63 | 0 | 0.00 | 0 | 0.00 | 0 | 0.00 | 1 | 2.63 | 2 | 5.26 | 1 | 2.63 | 38 |
| | UNSUCCESSFUL | n/a | n/a | n/a | n/a | n/a | n/a | n/a | n/a | n/a | n/a | n/a | n/a | n/a | n/a | n/a | n/a | n/a | n/a | n/a |
| | TOTAL | 33 | 86.84 | 0 | 0.00 | 1 | 2.63 | 0 | 0.00 | 0 | 0.00 | 0 | 0.00 | 1 | 2.63 | 2 | 5.26 | 1 | 2.63 | 38 |
| **Unit/Subunit 06B** | | | | | | | | | | | | | | | | | | | | |
| | SUCCESSFUL | 7 | 87.50 | 0 | 0.00 | 1 | 12.50 | 0 | 0.00 | 0 | 0.00 | 0 | 0.00 | 0 | 0.00 | 0 | 0.00 | 0 | 0.00 | 8 |
| | UNSUCCESSFUL | n/a | n/a | n/a | n/a | n/a | n/a | n/a | n/a | n/a | n/a | n/a | n/a | n/a | n/a | n/a | n/a | n/a | n/a | n/a |
| | TOTAL | 7 | 87.50 | 0 | 0.00 | 1 | 12.50 | 0 | 0.00 | 0 | 0.00 | 0 | 0.00 | 0 | 0.00 | 0 | 0.00 | 0 | 0.00 | 8 |
| **Unit/Subunit 06C** | | | | | | | | | | | | | | | | | | | | |
| | SUCCESSFUL | 0 | 0.00 | 0 | 0.00 | 6 | 30.00 | 1 | 5.00 | 0 | 0.00 | 0 | 0.00 | 11 | 55.00 | 2 | 10.00 | 0 | 0.00 | 20 |
| | UNSUCCESSFUL | n/a | n/a | n/a | n/a | n/a | n/a | n/a | n/a | n/a | n/a | n/a | n/a | n/a | n/a | n/a | n/a | n/a | n/a | n/a |
| | TOTAL | 0 | 0.00 | 0 | 0.00 | 6 | 30.00 | 1 | 5.00 | 0 | 0.00 | 0 | 0.00 | 11 | 55.00 | 2 | 10.00 | 0 | 0.00 | 20 |
| **Unit/Subunit 06D** | | | | | | | | | | | | | | | | | | | | |
| | SUCCESSFUL | 20 | 14.29 | 0 | 0.00 | 100 | 71.43 | 7 | 5.00 | 0 | 0.00 | 0 | 0.00 | 7 | 5.00 | 3 | 2.14 | 3 | 2.14 | 140 |
| | UNSUCCESSFUL | n/a | n/a | n/a | n/a | n/a | n/a | n/a | n/a | n/a | n/a | n/a | n/a | n/a | n/a | n/a | n/a | n/a | n/a | n/a |
| | TOTAL | 20 | 14.29 | 0 | 0.00 | 100 | 71.43 | 7 | 5.00 | 0 | 0.00 | 0 | 0.00 | 7 | 5.00 | 3 | 2.14 | 3 | 2.14 | 140 |
| **TOTAL UNIT** | | | | | | | | | | | | | | | | | | | | |
| | SUCCESSFUL | 60 | 29.13 | 0 | 0.00 | 108 | 52.43 | 8 | 3.88 | 0 | 0.00 | 0 | 0.00 | 19 | 9.22 | 7 | 3.40 | 4 | 1.94 | 206 |
| | UNSUCCESSFUL | n/a | n/a | n/a | n/a | n/a | n/a | n/a | n/a | n/a | n/a | n/a | n/a | n/a | n/a | n/a | n/a | n/a | n/a | n/a |
| | TOTAL | 60 | 29.13 | 0 | 0.00 | 108 | 52.43 | 8 | 3.88 | 0 | 0.00 | 0 | 0.00 | 19 | 9.22 | 7 | 3.40 | 4 | 1.94 | 206 |
| **Unit 07** | | | | | | | | | | | | | | | | | | | | |
| **TOTAL UNIT** | | | | | | | | | | | | | | | | | | | | |
| | SUCCESSFUL | 14 | 15.22 | 1 | 1.09 | 14 | 15.22 | 0 | 0.00 | 0 | 0.00 | 0 | 0.00 | 37 | 40.22 | 21 | 22.83 | 5 | 5.43 | 92 |
| | UNSUCCESSFUL | n/a | n/a | n/a | n/a | n/a | n/a | n/a | n/a | n/a | n/a | n/a | n/a | n/a | n/a | n/a | n/a | n/a | n/a | n/a |
| | TOTAL | 14 | 15.22 | 1 | 1.09 | 14 | 15.22 | 0 | 0.00 | 0 | 0.00 | 0 | 0.00 | 37 | 40.22 | 21 | 22.83 | 5 | 5.43 | 92 |
| **Unit 09** | | | | | | | | | | | | | | | | | | | | |
| **Unit/Subunit 09B** | | | | | | | | | | | | | | | | | | | | |
| | SUCCESSFUL | 3 | 100.00 | 0 | 0.00 | 0 | 0.00 | 0 | 0.00 | 0 | 0.00 | 0 | 0.00 | 0 | 0.00 | 0 | 0.00 | 0 | 0.00 | 3 |
| | UNSUCCESSFUL | n/a | n/a | n/a | n/a | n/a | n/a | n/a | n/a | n/a | n/a | n/a | n/a | n/a | n/a | n/a | n/a | n/a | n/a | n/a |
| | TOTAL | 3 | 100.00 | 0 | 0.00 | 0 | 0.00 | 0 | 0.00 | 0 | 0.00 | 0 | 0.00 | 0 | 0.00 | 0 | 0.00 | 0 | 0.00 | 3 |
| **TOTAL UNIT** | | | | | | | | | | | | | | | | | | | | |
| | SUCCESSFUL | 3 | 100.00 | 0 | 0.00 | 0 | 0.00 | 0 | 0.00 | 0 | 0.00 | 0 | 0.00 | 0 | 0.00 | 0 | 0.00 | 0 | 0.00 | 3 |
| | UNSUCCESSFUL | n/a | n/a | n/a | n/a | n/a | n/a | n/a | n/a | n/a | n/a | n/a | n/a | n/a | n/a | n/a | n/a | n/a | n/a | n/a |
| | TOTAL | 3 | 100.00 | 0 | 0.00 | 0 | 0.00 | 0 | 0.00 | 0 | 0.00 | 0 | 0.00 | 0 | 0.00 | 0 | 0.00 | 0 | 0.00 | 3 |
| **Unit 11** | | | | | | | | | | | | | | | | | | | | |
| **TOTAL UNIT** | | | | | | | | | | | | | | | | | | | | |
| | SUCCESSFUL | 2 | 16.67 | 0 | 0.00 | 1 | 8.33 | 0 | 0.00 | 0 | 0.00 | 0 | 0.00 | 4 | 33.33 | 4 | 33.33 | 1 | 8.33 | 12 |
| | UNSUCCESSFUL | n/a | n/a | n/a | n/a | n/a | n/a | n/a | n/a | n/a | n/a | n/a | n/a | n/a | n/a | n/a | n/a | n/a | n/a | n/a |
| | TOTAL | 2 | 16.67 | 0 | 0.00 | 1 | 8.33 | 0 | 0.00 | 0 | 0.00 | 0 | 0.00 | 4 | 33.33 | 4 | 33.33 | 1 | 8.33 | 12 |

# 1992-93 TRANSPORTATION METHODS BY SPECIES: BLACK BEAR

| UNIT | SUCCESS | AIRPLANE NUMBER | AIRPLANE % | HORSE/ DOG TEAM NUMBER | HORSE/ DOG TEAM % | BOAT NUMBER | BOAT % | 3-OR-4 WHEELER NUMBER | 3-OR-4 WHEELER % | SNOWMACHINE NUMBER | SNOWMACHINE % | OFF ROAD VEHICLE NUMBER | OFF ROAD VEHICLE % | HIGHWAY VEHICLE NUMBER | HIGHWAY VEHICLE % | WALKING (BEARS ONLY) NUMBER | WALKING (BEARS ONLY) % | UNKNOWN NUMBER | UNKNOWN % | TOTAL NUMBER |
|---|---|---|---|---|---|---|---|---|---|---|---|---|---|---|---|---|---|---|---|---|
| **Unit 12** | | | | | | | | | | | | | | | | | | | | |
| **TOTAL UNIT** | | | | | | | | | | | | | | | | | | | | |
| | SUCCESSFUL | 3 | 8.33 | 0 | 0.00 | 4 | 11.11 | 9 | 25.00 | 0 | 0.00 | 1 | 2.78 | 17 | 47.22 | 1 | 2.78 | 1 | 2.78 | 36 |
| | UNSUCCESSFUL | n/a | n/a | n/a | n/a | n/a | n/a | n/a | n/a | n/a | n/a | n/a | n/a | n/a | n/a | n/a | n/a | n/a | n/a | n/a |
| | TOTAL | 3 | 8.33 | 0 | 0.00 | 4 | 11.11 | 9 | 25.00 | 0 | 0.00 | 1 | 2.78 | 17 | 47.22 | 1 | 2.78 | 1 | 2.78 | 36 |
| **Unit 13** | | | | | | | | | | | | | | | | | | | | |
| **Unit/Subunit 13A** | | | | | | | | | | | | | | | | | | | | |
| | SUCCESSFUL | 0 | 0.00 | 1 | 12.50 | 0 | 0.00 | 1 | 12.50 | 0 | 0.00 | 0 | 0.00 | 3 | 37.50 | 2 | 25.00 | 1 | 12.50 | 8 |
| | UNSUCCESSFUL | n/a | n/a | n/a | n/a | n/a | n/a | n/a | n/a | n/a | n/a | n/a | n/a | n/a | n/a | n/a | n/a | n/a | n/a | n/a |
| | TOTAL | 0 | 0.00 | 1 | 12.50 | 0 | 0.00 | 1 | 12.50 | 0 | 0.00 | 0 | 0.00 | 3 | 37.50 | 2 | 25.00 | 1 | 12.50 | 8 |
| **Unit/Subunit 13B** | | | | | | | | | | | | | | | | | | | | |
| | SUCCESSFUL | 0 | 0.00 | 0 | 0.00 | 0 | 0.00 | 1 | 14.29 | 0 | 0.00 | 0 | 0.00 | 5 | 71.43 | 1 | 14.29 | 0 | 0.00 | 7 |
| | UNSUCCESSFUL | n/a | n/a | n/a | n/a | n/a | n/a | n/a | n/a | n/a | n/a | n/a | n/a | n/a | n/a | n/a | n/a | n/a | n/a | n/a |
| | TOTAL | 0 | 0.00 | 0 | 0.00 | 0 | 0.00 | 1 | 14.29 | 0 | 0.00 | 0 | 0.00 | 5 | 71.43 | 1 | 14.29 | 0 | 0.00 | 7 |
| **Unit/Subunit 13C** | | | | | | | | | | | | | | | | | | | | |
| | SUCCESSFUL | 0 | 0.00 | 0 | 0.00 | 0 | 0.00 | 1 | 50.00 | 0 | 0.00 | 0 | 0.00 | 0 | 0.00 | 1 | 50.00 | 0 | 0.00 | 2 |
| | UNSUCCESSFUL | n/a | n/a | n/a | n/a | n/a | n/a | n/a | n/a | n/a | n/a | n/a | n/a | n/a | n/a | n/a | n/a | n/a | n/a | n/a |
| | TOTAL | 0 | 0.00 | 0 | 0.00 | 0 | 0.00 | 1 | 50.00 | 0 | 0.00 | 0 | 0.00 | 0 | 0.00 | 1 | 50.00 | 0 | 0.00 | 2 |
| **Unit/Subunit 13D** | | | | | | | | | | | | | | | | | | | | |
| | SUCCESSFUL | 10 | 24.39 | 0 | 0.00 | 3 | 7.32 | 5 | 12.20 | 0 | 0.00 | 0 | 0.00 | 16 | 39.02 | 7 | 17.07 | 0 | 0.00 | 41 |
| | UNSUCCESSFUL | n/a | n/a | n/a | n/a | n/a | n/a | n/a | n/a | n/a | n/a | n/a | n/a | n/a | n/a | n/a | n/a | n/a | n/a | n/a |
| | TOTAL | 10 | 24.39 | 0 | 0.00 | 3 | 7.32 | 5 | 12.20 | 0 | 0.00 | 0 | 0.00 | 16 | 39.02 | 7 | 17.07 | 0 | 0.00 | 41 |
| **Unit/Subunit 13E** | | | | | | | | | | | | | | | | | | | | |
| | SUCCESSFUL | 6 | 27.27 | 0 | 0.00 | 3 | 13.64 | 3 | 13.64 | 0 | 0.00 | 0 | 0.00 | 6 | 27.27 | 1 | 4.55 | 3 | 13.64 | 22 |
| | UNSUCCESSFUL | n/a | n/a | n/a | n/a | n/a | n/a | n/a | n/a | n/a | n/a | n/a | n/a | n/a | n/a | n/a | n/a | n/a | n/a | n/a |
| | TOTAL | 6 | 27.27 | 0 | 0.00 | 3 | 13.64 | 3 | 13.64 | 0 | 0.00 | 0 | 0.00 | 6 | 27.27 | 1 | 4.55 | 3 | 13.64 | 22 |
| **Unit/Subunit 13Z** | | | | | | | | | | | | | | | | | | | | |
| | SUCCESSFUL | 0 | 0.00 | 0 | 0.00 | 0 | 0.00 | 0 | 0.00 | 0 | 0.00 | 0 | 0.00 | 0 | 0.00 | 0 | 0.00 | 1 | 100.00 | 1 |
| | UNSUCCESSFUL | n/a | n/a | n/a | n/a | n/a | n/a | n/a | n/a | n/a | n/a | n/a | n/a | n/a | n/a | n/a | n/a | n/a | n/a | n/a |
| | TOTAL | 0 | 0.00 | 0 | 0.00 | 0 | 0.00 | 0 | 0.00 | 0 | 0.00 | 0 | 0.00 | 0 | 0.00 | 0 | 0.00 | 1 | 100.00 | 1 |
| **TOTAL UNIT** | | | | | | | | | | | | | | | | | | | | |
| | SUCCESSFUL | 16 | 19.75 | 1 | 1.23 | 6 | 7.41 | 11 | 13.58 | 0 | 0.00 | 0 | 0.00 | 30 | 37.04 | 12 | 14.81 | 5 | 6.17 | 81 |
| | UNSUCCESSFUL | n/a | n/a | n/a | n/a | n/a | n/a | n/a | n/a | n/a | n/a | n/a | n/a | n/a | n/a | n/a | n/a | n/a | n/a | n/a |
| | TOTAL | 16 | 19.75 | 1 | 1.23 | 6 | 7.41 | 11 | 13.58 | 0 | 0.00 | 0 | 0.00 | 30 | 37.04 | 12 | 14.81 | 5 | 6.17 | 81 |
| **Unit 14** | | | | | | | | | | | | | | | | | | | | |
| **Unit/Subunit 14A** | | | | | | | | | | | | | | | | | | | | |
| | SUCCESSFUL | 3 | 6.82 | 0 | 0.00 | 5 | 11.36 | 12 | 27.27 | 0 | 0.00 | 2 | 4.55 | 9 | 20.45 | 13 | 29.55 | 0 | 0.00 | 44 |
| | UNSUCCESSFUL | n/a | n/a | n/a | n/a | n/a | n/a | n/a | n/a | n/a | n/a | n/a | n/a | n/a | n/a | n/a | n/a | n/a | n/a | n/a |
| | TOTAL | 3 | 6.82 | 0 | 0.00 | 5 | 11.36 | 12 | 27.27 | 0 | 0.00 | 2 | 4.55 | 9 | 20.45 | 13 | 29.55 | 0 | 0.00 | 44 |

# 1992-93 TRANSPORTATION METHODS BY SPECIES: BLACK BEAR

| UNIT | SUCCESS | AIRPLANE NUMBER | % | HORSE/ DOG TEAM NUMBER | % | BOAT NUMBER | % | 3-OR-4 WHEELER NUMBER | % | SNOWMACHINE NUMBER | % | OFF ROAD VEHICLE NUMBER | % | HIGHWAY VEHICLE NUMBER | % | WALKING (BEARS ONLY) NUMBER | % | UNKNOWN NUMBER | % | TOTAL NUMBER |
|---|---|---|---|---|---|---|---|---|---|---|---|---|---|---|---|---|---|---|---|---|
| **Unit 14** | | | | | | | | | | | | | | | | | | | | |
| **Unit/Subunit 14B** | | | | | | | | | | | | | | | | | | | | |
| | SUCCESSFUL | 3 | 20.00 | 2 | 13.33 | 0 | 0.00 | 6 | 40.00 | 0 | 0.00 | 0 | 0.00 | 4 | 26.67 | 0 | 0.00 | 0 | 0.00 | 15 |
| | UNSUCCESSFUL | n/a | n/a | n/a | n/a | n/a | n/a | n/a | n/a | n/a | n/a | n/a | n/a | n/a | n/a | n/a | n/a | n/a | n/a | n/a |
| | TOTAL | 3 | 20.00 | 2 | 13.33 | 0 | 0.00 | 6 | 40.00 | 0 | 0.00 | 0 | 0.00 | 4 | 26.67 | 0 | 0.00 | 0 | 0.00 | 15 |
| **Unit/Subunit 14C** | | | | | | | | | | | | | | | | | | | | |
| | SUCCESSFUL | 9 | 42.86 | 0 | 0.00 | 1 | 4.76 | 0 | 0.00 | 0 | 0.00 | 0 | 0.00 | 1 | 4.76 | 8 | 38.10 | 2 | 9.52 | 21 |
| | UNSUCCESSFUL | n/a | n/a | n/a | n/a | n/a | n/a | n/a | n/a | n/a | n/a | n/a | n/a | n/a | n/a | n/a | n/a | n/a | n/a | n/a |
| | TOTAL | 9 | 42.86 | 0 | 0.00 | 1 | 4.76 | 0 | 0.00 | 0 | 0.00 | 0 | 0.00 | 1 | 4.76 | 8 | 38.10 | 2 | 9.52 | 21 |
| **TOTAL UNIT** | | | | | | | | | | | | | | | | | | | | |
| | SUCCESSFUL | 15 | 18.75 | 2 | 2.50 | 6 | 7.50 | 18 | 22.50 | 0 | 0.00 | 2 | 2.50 | 14 | 17.50 | 21 | 26.25 | 2 | 2.50 | 80 |
| | UNSUCCESSFUL | n/a | n/a | n/a | n/a | n/a | n/a | n/a | n/a | n/a | n/a | n/a | n/a | n/a | n/a | n/a | n/a | n/a | n/a | n/a |
| | TOTAL | 15 | 18.75 | 2 | 2.50 | 6 | 7.50 | 18 | 22.50 | 0 | 0.00 | 2 | 2.50 | 14 | 17.50 | 21 | 26.25 | 2 | 2.50 | 80 |
| **Unit 15** | | | | | | | | | | | | | | | | | | | | |
| **Unit/Subunit 15A** | | | | | | | | | | | | | | | | | | | | |
| | SUCCESSFUL | 1 | 2.86 | 1 | 2.86 | 4 | 11.43 | 1 | 2.86 | 0 | 0.00 | 1 | 2.86 | 18 | 51.43 | 9 | 25.71 | 0 | 0.00 | 35 |
| | UNSUCCESSFUL | n/a | n/a | n/a | n/a | n/a | n/a | n/a | n/a | n/a | n/a | n/a | n/a | n/a | n/a | n/a | n/a | n/a | n/a | n/a |
| | TOTAL | 1 | 2.86 | 1 | 2.86 | 4 | 11.43 | 1 | 2.86 | 0 | 0.00 | 1 | 2.86 | 18 | 51.43 | 9 | 25.71 | 0 | 0.00 | 35 |
| **Unit/Subunit 15B** | | | | | | | | | | | | | | | | | | | | |
| | SUCCESSFUL | 9 | 36.00 | 3 | 12.00 | 10 | 40.00 | 0 | 0.00 | 0 | 0.00 | 0 | 0.00 | 1 | 4.00 | 2 | 8.00 | 0 | 0.00 | 25 |
| | UNSUCCESSFUL | n/a | n/a | n/a | n/a | n/a | n/a | n/a | n/a | n/a | n/a | n/a | n/a | n/a | n/a | n/a | n/a | n/a | n/a | n/a |
| | TOTAL | 9 | 36.00 | 3 | 12.00 | 10 | 40.00 | 0 | 0.00 | 0 | 0.00 | 0 | 0.00 | 1 | 4.00 | 2 | 8.00 | 0 | 0.00 | 25 |
| **Unit/Subunit 15C** | | | | | | | | | | | | | | | | | | | | |
| | SUCCESSFUL | 34 | 31.19 | 9 | 8.26 | 30 | 27.52 | 8 | 7.34 | 0 | 0.00 | 1 | 0.92 | 12 | 11.01 | 12 | 11.01 | 3 | 2.75 | 109 |
| | UNSUCCESSFUL | n/a | n/a | n/a | n/a | n/a | n/a | n/a | n/a | n/a | n/a | n/a | n/a | n/a | n/a | n/a | n/a | n/a | n/a | n/a |
| | TOTAL | 34 | 31.19 | 9 | 8.26 | 30 | 27.52 | 8 | 7.34 | 0 | 0.00 | 1 | 0.92 | 12 | 11.01 | 12 | 11.01 | 3 | 2.75 | 109 |
| **TOTAL UNIT** | | | | | | | | | | | | | | | | | | | | |
| | SUCCESSFUL | 44 | 26.04 | 13 | 7.69 | 44 | 26.04 | 9 | 5.33 | 0 | 0.00 | 2 | 1.18 | 31 | 18.34 | 23 | 13.61 | 3 | 1.78 | 169 |
| | UNSUCCESSFUL | n/a | n/a | n/a | n/a | n/a | n/a | n/a | n/a | n/a | n/a | n/a | n/a | n/a | n/a | n/a | n/a | n/a | n/a | n/a |
| | TOTAL | 44 | 26.04 | 13 | 7.69 | 44 | 26.04 | 9 | 5.33 | 0 | 0.00 | 2 | 1.18 | 31 | 18.34 | 23 | 13.61 | 3 | 1.78 | 169 |
| **Unit 16** | | | | | | | | | | | | | | | | | | | | |
| **Unit/Subunit 16A** | | | | | | | | | | | | | | | | | | | | |
| | SUCCESSFUL | 4 | 9.09 | 0 | 0.00 | 18 | 40.91 | 3 | 6.82 | 0 | 0.00 | 3 | 6.82 | 11 | 25.00 | 3 | 6.82 | 2 | 4.55 | 44 |
| | UNSUCCESSFUL | n/a | n/a | n/a | n/a | n/a | n/a | n/a | n/a | n/a | n/a | n/a | n/a | n/a | n/a | n/a | n/a | n/a | n/a | n/a |
| | TOTAL | 4 | 9.09 | 0 | 0.00 | 18 | 40.91 | 3 | 6.82 | 0 | 0.00 | 3 | 6.82 | 11 | 25.00 | 3 | 6.82 | 2 | 4.55 | 44 |
| **Unit/Subunit 16B** | | | | | | | | | | | | | | | | | | | | |
| | SUCCESSFUL | 40 | 61.54 | 2 | 3.08 | 19 | 29.23 | 1 | 1.54 | 0 | 0.00 | 0 | 0.00 | 1 | 1.54 | 2 | 3.08 | 0 | 0.00 | 65 |
| | UNSUCCESSFUL | n/a | n/a | n/a | n/a | n/a | n/a | n/a | n/a | n/a | n/a | n/a | n/a | n/a | n/a | n/a | n/a | n/a | n/a | n/a |
| | TOTAL | 40 | 61.54 | 2 | 3.08 | 19 | 29.23 | 1 | 1.54 | 0 | 0.00 | 0 | 0.00 | 1 | 1.54 | 2 | 3.08 | 0 | 0.00 | 65 |
| **TOTAL UNIT** | | | | | | | | | | | | | | | | | | | | |
| | SUCCESSFUL | 44 | 40.37 | 2 | 1.83 | 37 | 33.94 | 4 | 3.67 | 0 | 0.00 | 3 | 2.75 | 12 | 11.01 | 5 | 4.59 | 2 | 1.83 | 109 |
| | UNSUCCESSFUL | n/a | n/a | n/a | n/a | n/a | n/a | n/a | n/a | n/a | n/a | n/a | n/a | n/a | n/a | n/a | n/a | n/a | n/a | n/a |
| | TOTAL | 44 | 40.37 | 2 | 1.83 | 37 | 33.94 | 4 | 3.67 | 0 | 0.00 | 3 | 2.75 | 12 | 11.01 | 5 | 4.59 | 2 | 1.83 | 109 |

# 1992-93 TRANSPORTATION METHODS BY SPECIES: BLACK BEAR

| UNIT / SUCCESS | AIRPLANE NUMBER | AIRPLANE % | HORSE/ DOG TEAM NUMBER | HORSE/ DOG TEAM % | BOAT NUMBER | BOAT % | 3-OR-4 WHEELER NUMBER | 3-OR-4 WHEELER % | SNOWMACHINE NUMBER | SNOWMACHINE % | OFF ROAD VEHICLE NUMBER | OFF ROAD VEHICLE % | HIGHWAY VEHICLE NUMBER | HIGHWAY VEHICLE % | WALKING (BEARS ONLY) NUMBER | WALKING (BEARS ONLY) % | UNKNOWN NUMBER | UNKNOWN % | TOTAL NUMBER |
|---|---|---|---|---|---|---|---|---|---|---|---|---|---|---|---|---|---|---|---|
| **Unit 17** | | | | | | | | | | | | | | | | | | | |
| **Unit/Subunit 17B** | | | | | | | | | | | | | | | | | | | |
| SUCCESSFUL | 1 | 100.00 | 0 | 0.00 | 0 | 0.00 | 0 | 0.00 | 0 | 0.00 | 0 | 0.00 | 0 | 0.00 | 0 | 0.00 | 0 | 0.00 | 1 |
| UNSUCCESSFUL | n/a | n/a | n/a | n/a | n/a | n/a | n/a | n/a | n/a | n/a | n/a | n/a | n/a | n/a | n/a | n/a | n/a | n/a | n/a |
| TOTAL | 1 | 100.00 | 0 | 0.00 | 0 | 0.00 | 0 | 0.00 | 0 | 0.00 | 0 | 0.00 | 0 | 0.00 | 0 | 0.00 | 0 | 0.00 | 1 |
| **TOTAL UNIT** | | | | | | | | | | | | | | | | | | | |
| SUCCESSFUL | 1 | 100.00 | 0 | 0.00 | 0 | 0.00 | 0 | 0.00 | 0 | 0.00 | 0 | 0.00 | 0 | 0.00 | 0 | 0.00 | 0 | 0.00 | 1 |
| UNSUCCESSFUL | n/a | n/a | n/a | n/a | n/a | n/a | n/a | n/a | n/a | n/a | n/a | n/a | n/a | n/a | n/a | n/a | n/a | n/a | n/a |
| TOTAL | 1 | 100.00 | 0 | 0.00 | 0 | 0.00 | 0 | 0.00 | 0 | 0.00 | 0 | 0.00 | 0 | 0.00 | 0 | 0.00 | 0 | 0.00 | 1 |
| **Unit 18** | | | | | | | | | | | | | | | | | | | |
| **TOTAL UNIT** | | | | | | | | | | | | | | | | | | | |
| SUCCESSFUL | 1 | 100.00 | 0 | 0.00 | 0 | 0.00 | 0 | 0.00 | 0 | 0.00 | 0 | 0.00 | 0 | 0.00 | 0 | 0.00 | 0 | 0.00 | 1 |
| UNSUCCESSFUL | n/a | n/a | n/a | n/a | n/a | n/a | n/a | n/a | n/a | n/a | n/a | n/a | n/a | n/a | n/a | n/a | n/a | n/a | n/a |
| TOTAL | 1 | 100.00 | 0 | 0.00 | 0 | 0.00 | 0 | 0.00 | 0 | 0.00 | 0 | 0.00 | 0 | 0.00 | 0 | 0.00 | 0 | 0.00 | 1 |
| **Unit 19** | | | | | | | | | | | | | | | | | | | |
| **Unit/Subunit 19A** | | | | | | | | | | | | | | | | | | | |
| SUCCESSFUL | 0 | 0.00 | 0 | 0.00 | 1 | 100.00 | 0 | 0.00 | 0 | 0.00 | 0 | 0.00 | 0 | 0.00 | 0 | 0.00 | 0 | 0.00 | 1 |
| UNSUCCESSFUL | n/a | n/a | n/a | n/a | n/a | n/a | n/a | n/a | n/a | n/a | n/a | n/a | n/a | n/a | n/a | n/a | n/a | n/a | n/a |
| TOTAL | 0 | 0.00 | 0 | 0.00 | 1 | 100.00 | 0 | 0.00 | 0 | 0.00 | 0 | 0.00 | 0 | 0.00 | 0 | 0.00 | 0 | 0.00 | 1 |
| **Unit/Subunit 19B** | | | | | | | | | | | | | | | | | | | |
| SUCCESSFUL | 1 | 100.00 | 0 | 0.00 | 0 | 0.00 | 0 | 0.00 | 0 | 0.00 | 0 | 0.00 | 0 | 0.00 | 0 | 0.00 | 0 | 0.00 | 1 |
| UNSUCCESSFUL | n/a | n/a | n/a | n/a | n/a | n/a | n/a | n/a | n/a | n/a | n/a | n/a | n/a | n/a | n/a | n/a | n/a | n/a | n/a |
| TOTAL | 1 | 100.00 | 0 | 0.00 | 0 | 0.00 | 0 | 0.00 | 0 | 0.00 | 0 | 0.00 | 0 | 0.00 | 0 | 0.00 | 0 | 0.00 | 1 |
| **Unit/Subunit 19C** | | | | | | | | | | | | | | | | | | | |
| SUCCESSFUL | 4 | 100.00 | 0 | 0.00 | 0 | 0.00 | 0 | 0.00 | 0 | 0.00 | 0 | 0.00 | 0 | 0.00 | 0 | 0.00 | 0 | 0.00 | 4 |
| UNSUCCESSFUL | n/a | n/a | n/a | n/a | n/a | n/a | n/a | n/a | n/a | n/a | n/a | n/a | n/a | n/a | n/a | n/a | n/a | n/a | n/a |
| TOTAL | 4 | 100.00 | 0 | 0.00 | 0 | 0.00 | 0 | 0.00 | 0 | 0.00 | 0 | 0.00 | 0 | 0.00 | 0 | 0.00 | 0 | 0.00 | 4 |
| **Unit/Subunit 19D** | | | | | | | | | | | | | | | | | | | |
| SUCCESSFUL | 1 | 100.00 | 0 | 0.00 | 0 | 0.00 | 0 | 0.00 | 0 | 0.00 | 0 | 0.00 | 0 | 0.00 | 0 | 0.00 | 0 | 0.00 | 1 |
| UNSUCCESSFUL | n/a | n/a | n/a | n/a | n/a | n/a | n/a | n/a | n/a | n/a | n/a | n/a | n/a | n/a | n/a | n/a | n/a | n/a | n/a |
| TOTAL | 1 | 100.00 | 0 | 0.00 | 0 | 0.00 | 0 | 0.00 | 0 | 0.00 | 0 | 0.00 | 0 | 0.00 | 0 | 0.00 | 0 | 0.00 | 1 |
| **TOTAL UNIT** | | | | | | | | | | | | | | | | | | | |
| SUCCESSFUL | 6 | 85.71 | 0 | 0.00 | 1 | 14.29 | 0 | 0.00 | 0 | 0.00 | 0 | 0.00 | 0 | 0.00 | 0 | 0.00 | 0 | 0.00 | 7 |
| UNSUCCESSFUL | n/a | n/a | n/a | n/a | n/a | n/a | n/a | n/a | n/a | n/a | n/a | n/a | n/a | n/a | n/a | n/a | n/a | n/a | n/a |
| TOTAL | 6 | 85.71 | 0 | 0.00 | 1 | 14.29 | 0 | 0.00 | 0 | 0.00 | 0 | 0.00 | 0 | 0.00 | 0 | 0.00 | 0 | 0.00 | 7 |
| **Unit 20** | | | | | | | | | | | | | | | | | | | |
| **Unit/Subunit 20A** | | | | | | | | | | | | | | | | | | | |
| SUCCESSFUL | 8 | 13.33 | 0 | 0.00 | 27 | 45.00 | 7 | 11.67 | 0 | 0.00 | 5 | 8.33 | 3 | 5.00 | 9 | 15.00 | 1 | 1.67 | 60 |
| UNSUCCESSFUL | n/a | n/a | n/a | n/a | n/a | n/a | n/a | n/a | n/a | n/a | n/a | n/a | n/a | n/a | n/a | n/a | n/a | n/a | n/a |
| TOTAL | 8 | 13.33 | 0 | 0.00 | 27 | 45.00 | 7 | 11.67 | 0 | 0.00 | 5 | 8.33 | 3 | 5.00 | 9 | 15.00 | 1 | 1.67 | 60 |

# 1992-93 TRANSPORTATION METHODS BY SPECIES: BLACK BEAR

| UNIT | SUCCESS | AIRPLANE NUMBER | AIRPLANE % | HORSE/ DOG TEAM NUMBER | HORSE/ DOG TEAM % | BOAT NUMBER | BOAT % | 3-OR-4 WHEELER NUMBER | 3-OR-4 WHEELER % | SNOWMACHINE NUMBER | SNOWMACHINE % | OFF ROAD VEHICLE NUMBER | OFF ROAD VEHICLE % | HIGHWAY VEHICLE NUMBER | HIGHWAY VEHICLE % | WALKING (BEARS ONLY) NUMBER | WALKING (BEARS ONLY) % | UNKNOWN NUMBER | UNKNOWN % | TOTAL NUMBER |
|---|---|---|---|---|---|---|---|---|---|---|---|---|---|---|---|---|---|---|---|---|
| **Unit 20** | | | | | | | | | | | | | | | | | | | | |
| **Unit/Subunit 20B** | | | | | | | | | | | | | | | | | | | | |
| | SUCCESSFUL | 4 | 2.56 | 1 | 0.64 | 8 | 5.13 | 39 | 25.00 | 3 | 1.92 | 5 | 3.21 | 91 | 58.33 | 5 | 3.21 | 0 | 0.00 | 156 |
| | UNSUCCESSFUL | n/a | n/a | n/a | n/a | n/a | n/a | n/a | n/a | n/a | n/a | n/a | n/a | n/a | n/a | n/a | n/a | n/a | n/a | n/a |
| | TOTAL | 4 | 2.56 | 1 | 0.64 | 8 | 5.13 | 39 | 25.00 | 3 | 1.92 | 5 | 3.21 | 91 | 58.33 | 5 | 3.21 | 0 | 0.00 | 156 |
| **Unit/Subunit 20C** | | | | | | | | | | | | | | | | | | | | |
| | SUCCESSFUL | 3 | 14.29 | 0 | 0.00 | 13 | 61.90 | 1 | 4.76 | 0 | 0.00 | 0 | 0.00 | 2 | 9.52 | 0 | 0.00 | 2 | 9.52 | 21 |
| | UNSUCCESSFUL | n/a | n/a | n/a | n/a | n/a | n/a | n/a | n/a | n/a | n/a | n/a | n/a | n/a | n/a | n/a | n/a | n/a | n/a | n/a |
| | TOTAL | 3 | 14.29 | 0 | 0.00 | 13 | 61.90 | 1 | 4.76 | 0 | 0.00 | 0 | 0.00 | 2 | 9.52 | 0 | 0.00 | 2 | 9.52 | 21 |
| **Unit/Subunit 20D** | | | | | | | | | | | | | | | | | | | | |
| | SUCCESSFUL | 1 | 6.67 | 0 | 0.00 | 0 | 0.00 | 5 | 33.33 | 0 | 0.00 | 2 | 13.33 | 3 | 20.00 | 4 | 26.67 | 0 | 0.00 | 15 |
| | UNSUCCESSFUL | n/a | n/a | n/a | n/a | n/a | n/a | n/a | n/a | n/a | n/a | n/a | n/a | n/a | n/a | n/a | n/a | n/a | n/a | n/a |
| | TOTAL | 1 | 6.67 | 0 | 0.00 | 0 | 0.00 | 5 | 33.33 | 0 | 0.00 | 2 | 13.33 | 3 | 20.00 | 4 | 26.67 | 0 | 0.00 | 15 |
| **Unit/Subunit 20E** | | | | | | | | | | | | | | | | | | | | |
| | SUCCESSFUL | 2 | 11.11 | 0 | 0.00 | 4 | 22.22 | 0 | 0.00 | 0 | 0.00 | 0 | 0.00 | 10 | 55.56 | 1 | 5.56 | 1 | 5.56 | 18 |
| | UNSUCCESSFUL | n/a | n/a | n/a | n/a | n/a | n/a | n/a | n/a | n/a | n/a | n/a | n/a | n/a | n/a | n/a | n/a | n/a | n/a | n/a |
| | TOTAL | 2 | 11.11 | 0 | 0.00 | 4 | 22.22 | 0 | 0.00 | 0 | 0.00 | 0 | 0.00 | 10 | 55.56 | 1 | 5.56 | 1 | 5.56 | 18 |
| **Unit/Subunit 20F** | | | | | | | | | | | | | | | | | | | | |
| | SUCCESSFUL | 0 | 0.00 | 0 | 0.00 | 3 | 7.69 | 3 | 7.69 | 0 | 0.00 | 0 | 0.00 | 32 | 82.05 | 1 | 2.56 | 0 | 0.00 | 39 |
| | UNSUCCESSFUL | n/a | n/a | n/a | n/a | n/a | n/a | n/a | n/a | n/a | n/a | n/a | n/a | n/a | n/a | n/a | n/a | n/a | n/a | n/a |
| | TOTAL | 0 | 0.00 | 0 | 0.00 | 3 | 7.69 | 3 | 7.69 | 0 | 0.00 | 0 | 0.00 | 32 | 82.05 | 1 | 2.56 | 0 | 0.00 | 39 |
| **TOTAL UNIT** | | | | | | | | | | | | | | | | | | | | |
| | SUCCESSFUL | 18 | 5.83 | 1 | 0.32 | 55 | 17.80 | 55 | 17.80 | 3 | 0.97 | 12 | 3.88 | 141 | 45.63 | 20 | 6.47 | 4 | 1.29 | 309 |
| | UNSUCCESSFUL | n/a | n/a | n/a | n/a | n/a | n/a | n/a | n/a | n/a | n/a | n/a | n/a | n/a | n/a | n/a | n/a | n/a | n/a | n/a |
| | TOTAL | 18 | 5.83 | 1 | 0.32 | 55 | 17.80 | 55 | 17.80 | 3 | 0.97 | 12 | 3.88 | 141 | 45.63 | 20 | 6.47 | 4 | 1.29 | 309 |
| **Unit 21** | | | | | | | | | | | | | | | | | | | | |
| **Unit/Subunit 21B** | | | | | | | | | | | | | | | | | | | | |
| | SUCCESSFUL | 0 | 0.00 | 1 | 50.00 | 0 | 0.00 | 1 | 50.00 | 0 | 0.00 | 0 | 0.00 | 0 | 0.00 | 0 | 0.00 | 0 | 0.00 | 2 |
| | UNSUCCESSFUL | n/a | n/a | n/a | n/a | n/a | n/a | n/a | n/a | n/a | n/a | n/a | n/a | n/a | n/a | n/a | n/a | n/a | n/a | n/a |
| | TOTAL | 0 | 0.00 | 1 | 50.00 | 0 | 0.00 | 1 | 50.00 | 0 | 0.00 | 0 | 0.00 | 0 | 0.00 | 0 | 0.00 | 0 | 0.00 | 2 |
| **Unit/Subunit 21D** | | | | | | | | | | | | | | | | | | | | |
| | SUCCESSFUL | 1 | 12.50 | 0 | 0.00 | 7 | 87.50 | 0 | 0.00 | 0 | 0.00 | 0 | 0.00 | 0 | 0.00 | 0 | 0.00 | 0 | 0.00 | 8 |
| | UNSUCCESSFUL | n/a | n/a | n/a | n/a | n/a | n/a | n/a | n/a | n/a | n/a | n/a | n/a | n/a | n/a | n/a | n/a | n/a | n/a | n/a |
| | TOTAL | 1 | 12.50 | 0 | 0.00 | 7 | 87.50 | 0 | 0.00 | 0 | 0.00 | 0 | 0.00 | 0 | 0.00 | 0 | 0.00 | 0 | 0.00 | 8 |
| **TOTAL UNIT** | | | | | | | | | | | | | | | | | | | | |
| | SUCCESSFUL | 1 | 10.00 | 1 | 10.00 | 7 | 70.00 | 1 | 10.00 | 0 | 0.00 | 0 | 0.00 | 0 | 0.00 | 0 | 0.00 | 0 | 0.00 | 10 |
| | UNSUCCESSFUL | n/a | n/a | n/a | n/a | n/a | n/a | n/a | n/a | n/a | n/a | n/a | n/a | n/a | n/a | n/a | n/a | n/a | n/a | n/a |
| | TOTAL | 1 | 10.00 | 1 | 10.00 | 7 | 70.00 | 1 | 10.00 | 0 | 0.00 | 0 | 0.00 | 0 | 0.00 | 0 | 0.00 | 0 | 0.00 | 10 |
| **Unit 24** | | | | | | | | | | | | | | | | | | | | |
| **TOTAL UNIT** | | | | | | | | | | | | | | | | | | | | |
| | SUCCESSFUL | 0 | 0.00 | 1 | 50.00 | 0 | 0.00 | 0 | 0.00 | 0 | 0.00 | 0 | 0.00 | 0 | 0.00 | 1 | 50.00 | 0 | 0.00 | 2 |
| | UNSUCCESSFUL | n/a | n/a | n/a | n/a | n/a | n/a | n/a | n/a | n/a | n/a | n/a | n/a | n/a | n/a | n/a | n/a | n/a | n/a | n/a |
| | TOTAL | 0 | 0.00 | 1 | 50.00 | 0 | 0.00 | 0 | 0.00 | 0 | 0.00 | 0 | 0.00 | 0 | 0.00 | 1 | 50.00 | 0 | 0.00 | 2 |

# 1992-93 TRANSPORTATION METHODS BY SPECIES: BLACK BEAR

| UNIT | SUCCESS | AIRPLANE NUMBER | % | HORSE/ DOG TEAM NUMBER | % | BOAT NUMBER | % | 3-OR-4 WHEELER NUMBER | % | SNOWMACHINE NUMBER | % | OFF ROAD VEHICLE NUMBER | % | HIGHWAY VEHICLE NUMBER | % | WALKING (BEARS ONLY) NUMBER | % | UNKNOWN NUMBER | % | TOTAL NUMBER |
|---|---|---|---|---|---|---|---|---|---|---|---|---|---|---|---|---|---|---|---|---|
| **Unit 25** | | | | | | | | | | | | | | | | | | | | |
| **Unit/Subunit 25C** | | | | | | | | | | | | | | | | | | | | |
| | SUCCESSFUL | 0 | 0.00 | 0 | 0.00 | 1 | 25.00 | 0 | 0.00 | 0 | 0.00 | 0 | 0.00 | 3 | 75.00 | 0 | 0.00 | 0 | 0.00 | 4 |
| | UNSUCCESSFUL | n/a | n/a | n/a | n/a | n/a | n/a | n/a | n/a | n/a | n/a | n/a | n/a | n/a | n/a | n/a | n/a | n/a | n/a | n/a |
| | TOTAL | 0 | 0.00 | 0 | 0.00 | 1 | 25.00 | 0 | 0.00 | 0 | 0.00 | 0 | 0.00 | 3 | 75.00 | 0 | 0.00 | 0 | 0.00 | 4 |
| **TOTAL UNIT** | | | | | | | | | | | | | | | | | | | | |
| | SUCCESSFUL | 0 | 0.00 | 0 | 0.00 | 1 | 25.00 | 0 | 0.00 | 0 | 0.00 | 0 | 0.00 | 3 | 75.00 | 0 | 0.00 | 0 | 0.00 | 4 |
| | UNSUCCESSFUL | n/a | n/a | n/a | n/a | n/a | n/a | n/a | n/a | n/a | n/a | n/a | n/a | n/a | n/a | n/a | n/a | n/a | n/a | n/a |
| | TOTAL | 0 | 0.00 | 0 | 0.00 | 1 | 25.00 | 0 | 0.00 | 0 | 0.00 | 0 | 0.00 | 3 | 75.00 | 0 | 0.00 | 0 | 0.00 | 4 |
| **TOTAL STATEWIDE** | | | | | | | | | | | | | | | | | | | | |
| | SUCCESSFUL | 274 | 16.47 | 24 | 1.44 | 564 | 33.89 | 120 | 7.21 | 3 | 0.18 | 20 | 1.20 | 493 | 29.63 | 138 | 8.29 | 28 | 1.68 | 1664 |
| | UNSUCCESSFUL | n/a | n/a | n/a | n/a | n/a | n/a | n/a | n/a | n/a | n/a | n/a | n/a | n/a | n/a | n/a | n/a | n/a | n/a | n/a |
| | TOTAL | 274 | 16.47 | 24 | 1.44 | 564 | 33.89 | 120 | 7.21 | 3 | 0.18 | 20 | 1.20 | 493 | 29.63 | 138 | 8.29 | 28 | 1.68 | 1664 |

# 1992-93 TRANSPORTATION METHODS BY SPECIES: BROWN BEAR

| UNIT | SUCCESS | AIRPLANE NUMBER | AIRPLANE % | HORSE/ DOG TEAM NUMBER | HORSE/ DOG TEAM % | BOAT NUMBER | BOAT % | 3-OR-4 WHEELER NUMBER | 3-OR-4 WHEELER % | SNOWMACHINE NUMBER | SNOWMACHINE % | OFF ROAD VEHICLE NUMBER | OFF ROAD VEHICLE % | HIGHWAY VEHICLE NUMBER | HIGHWAY VEHICLE % | WALKING (BEARS ONLY) NUMBER | WALKING (BEARS ONLY) % | UNKNOWN NUMBER | UNKNOWN % | TOTAL NUMBER |
|---|---|---|---|---|---|---|---|---|---|---|---|---|---|---|---|---|---|---|---|---|
| **Unit 01** | | | | | | | | | | | | | | | | | | | | |
| **Unit/Subunit 01A** | | | | | | | | | | | | | | | | | | | | |
| | SUCCESSFUL | 2 | 28.57 | 0 | 0.00 | 5 | 71.43 | 0 | 0.00 | 0 | 0.00 | 0 | 0.00 | 0 | 0.00 | 0 | 0.00 | 0 | 0.00 | 7 |
| | UNSUCCESSFUL | 3 | 7.32 | 1 | 2.44 | 37 | 90.24 | 0 | 0.00 | 0 | 0.00 | 0 | 0.00 | 0 | 0.00 | 0 | 0.00 | 0 | 0.00 | 41 |
| | TOTAL | 5 | 10.42 | 1 | 2.08 | 42 | 87.50 | 0 | 0.00 | 0 | 0.00 | 0 | 0.00 | 0 | 0.00 | 0 | 0.00 | 0 | 0.00 | 48 |
| **Unit/Subunit 01B** | | | | | | | | | | | | | | | | | | | | |
| | SUCCESSFUL | 0 | 0.00 | 0 | 0.00 | 6 | 100.00 | 0 | 0.00 | 0 | 0.00 | 0 | 0.00 | 0 | 0.00 | 0 | 0.00 | 0 | 0.00 | 6 |
| | UNSUCCESSFUL | 2 | 12.50 | 0 | 0.00 | 14 | 87.50 | 0 | 0.00 | 0 | 0.00 | 0 | 0.00 | 0 | 0.00 | 0 | 0.00 | 0 | 0.00 | 16 |
| | TOTAL | 2 | 9.09 | 0 | 0.00 | 20 | 90.91 | 0 | 0.00 | 0 | 0.00 | 0 | 0.00 | 0 | 0.00 | 0 | 0.00 | 0 | 0.00 | 22 |
| **Unit/Subunit 01C** | | | | | | | | | | | | | | | | | | | | |
| | SUCCESSFUL | 3 | 60.00 | 0 | 0.00 | 2 | 40.00 | 0 | 0.00 | 0 | 0.00 | 0 | 0.00 | 0 | 0.00 | 0 | 0.00 | 0 | 0.00 | 5 |
| | UNSUCCESSFUL | 4 | 9.76 | 0 | 0.00 | 32 | 78.05 | 0 | 0.00 | 0 | 0.00 | 0 | 0.00 | 5 | 12.20 | 0 | 0.00 | 0 | 0.00 | 41 |
| | TOTAL | 7 | 15.22 | 0 | 0.00 | 34 | 73.91 | 0 | 0.00 | 0 | 0.00 | 0 | 0.00 | 5 | 10.87 | 0 | 0.00 | 0 | 0.00 | 46 |
| **Unit/Subunit 01D** | | | | | | | | | | | | | | | | | | | | |
| | SUCCESSFUL | 3 | 16.67 | 0 | 0.00 | 4 | 22.22 | 0 | 0.00 | 0 | 0.00 | 0 | 0.00 | 10 | 55.56 | 1 | 5.56 | 0 | 0.00 | 18 |
| | UNSUCCESSFUL | 0 | 0.00 | 0 | 0.00 | 2 | 18.18 | 0 | 0.00 | 0 | 0.00 | 0 | 0.00 | 6 | 54.55 | 0 | 0.00 | 3 | 27.27 | 11 |
| | TOTAL | 3 | 10.34 | 0 | 0.00 | 6 | 20.69 | 0 | 0.00 | 0 | 0.00 | 0 | 0.00 | 16 | 55.17 | 1 | 3.45 | 3 | 10.34 | 29 |
| **TOTAL UNIT** | | | | | | | | | | | | | | | | | | | | |
| | SUCCESSFUL | 8 | 22.22 | 0 | 0.00 | 17 | 47.22 | 0 | 0.00 | 0 | 0.00 | 0 | 0.00 | 10 | 27.78 | 1 | 2.78 | 0 | 0.00 | 36 |
| | UNSUCCESSFUL | 9 | 8.26 | 1 | 0.92 | 85 | 77.98 | 0 | 0.00 | 0 | 0.00 | 0 | 0.00 | 11 | 10.09 | 0 | 0.00 | 3 | 2.75 | 109 |
| | TOTAL | 17 | 11.72 | 1 | 0.69 | 102 | 70.34 | 0 | 0.00 | 0 | 0.00 | 0 | 0.00 | 21 | 14.48 | 1 | 0.69 | 3 | 2.07 | 145 |
| **Unit 04** | | | | | | | | | | | | | | | | | | | | |
| **TOTAL UNIT** | | | | | | | | | | | | | | | | | | | | |
| | SUCCESSFUL | 13 | 10.57 | 0 | 0.00 | 104 | 84.55 | 0 | 0.00 | 0 | 0.00 | 0 | 0.00 | 3 | 2.44 | 3 | 2.44 | 0 | 0.00 | 123 |
| | UNSUCCESSFUL | 40 | 17.70 | 0 | 0.00 | 165 | 73.01 | 0 | 0.00 | 1 | 0.44 | 0 | 0.00 | 5 | 2.21 | 4 | 1.77 | 11 | 4.87 | 226 |
| | TOTAL | 53 | 15.19 | 0 | 0.00 | 269 | 77.08 | 0 | 0.00 | 1 | 0.29 | 0 | 0.00 | 8 | 2.29 | 7 | 2.01 | 11 | 3.15 | 349 |
| **Unit 05** | | | | | | | | | | | | | | | | | | | | |
| **Unit/Subunit 05A** | | | | | | | | | | | | | | | | | | | | |
| | SUCCESSFUL | 16 | 45.71 | 0 | 0.00 | 9 | 25.71 | 0 | 0.00 | 0 | 0.00 | 0 | 0.00 | 6 | 17.14 | 3 | 8.57 | 1 | 2.86 | 35 |
| | UNSUCCESSFUL | n/a | n/a | n/a | n/a | n/a | n/a | n/a | n/a | n/a | n/a | n/a | n/a | n/a | n/a | n/a | n/a | n/a | n/a | n/a |
| | TOTAL | 16 | 45.71 | 0 | 0.00 | 9 | 25.71 | 0 | 0.00 | 0 | 0.00 | 0 | 0.00 | 6 | 17.14 | 3 | 8.57 | 1 | 2.86 | 35 |
| **Unit/Subunit 05B** | | | | | | | | | | | | | | | | | | | | |
| | SUCCESSFUL | 7 | 87.50 | 0 | 0.00 | 1 | 12.50 | 0 | 0.00 | 0 | 0.00 | 0 | 0.00 | 0 | 0.00 | 0 | 0.00 | 0 | 0.00 | 8 |
| | UNSUCCESSFUL | n/a | n/a | n/a | n/a | n/a | n/a | n/a | n/a | n/a | n/a | n/a | n/a | n/a | n/a | n/a | n/a | n/a | n/a | n/a |
| | TOTAL | 7 | 87.50 | 0 | 0.00 | 1 | 12.50 | 0 | 0.00 | 0 | 0.00 | 0 | 0.00 | 0 | 0.00 | 0 | 0.00 | 0 | 0.00 | 8 |
| **TOTAL UNIT** | | | | | | | | | | | | | | | | | | | | |
| | SUCCESSFUL | 23 | 53.49 | 0 | 0.00 | 10 | 23.26 | 0 | 0.00 | 0 | 0.00 | 0 | 0.00 | 6 | 13.95 | 3 | 6.98 | 1 | 2.33 | 43 |
| | UNSUCCESSFUL | n/a | n/a | n/a | n/a | n/a | n/a | n/a | n/a | n/a | n/a | n/a | n/a | n/a | n/a | n/a | n/a | n/a | n/a | n/a |
| | TOTAL | 23 | 53.49 | 0 | 0.00 | 10 | 23.26 | 0 | 0.00 | 0 | 0.00 | 0 | 0.00 | 6 | 13.95 | 3 | 6.98 | 1 | 2.33 | 43 |

# 1992-93 TRANSPORTATION METHODS BY SPECIES: BROWN BEAR

| UNIT | SUCCESS | AIRPLANE NUMBER | AIRPLANE % | HORSE/ DOG TEAM NUMBER | HORSE/ DOG TEAM % | BOAT NUMBER | BOAT % | 3-OR-4 WHEELER NUMBER | 3-OR-4 WHEELER % | SNOWMACHINE NUMBER | SNOWMACHINE % | OFF ROAD VEHICLE NUMBER | OFF ROAD VEHICLE % | HIGHWAY VEHICLE NUMBER | HIGHWAY VEHICLE % | WALKING (BEARS ONLY) NUMBER | WALKING (BEARS ONLY) % | UNKNOWN NUMBER | UNKNOWN % | TOTAL NUMBER |
|---|---|---|---|---|---|---|---|---|---|---|---|---|---|---|---|---|---|---|---|---|
| **Unit 06** | | | | | | | | | | | | | | | | | | | | |
| **Unit/Subunit 06A** | | | | | | | | | | | | | | | | | | | | |
| | SUCCESSFUL | 10 | 83.33 | 0 | 0.00 | 1 | 8.33 | 0 | 0.00 | 0 | 0.00 | 0 | 0.00 | 0 | 0.00 | 1 | 8.33 | 0 | 0.00 | 12 |
| | UNSUCCESSFUL | n/a | n/a | n/a | n/a | n/a | n/a | n/a | n/a | n/a | n/a | n/a | n/a | n/a | n/a | n/a | n/a | n/a | n/a | n/a |
| | TOTAL | 10 | 83.33 | 0 | 0.00 | 1 | 8.33 | 0 | 0.00 | 0 | 0.00 | 0 | 0.00 | 0 | 0.00 | 1 | 8.33 | 0 | 0.00 | 12 |
| **Unit/Subunit 06B** | | | | | | | | | | | | | | | | | | | | |
| | SUCCESSFUL | 3 | 75.00 | 0 | 0.00 | 0 | 0.00 | 0 | 0.00 | 0 | 0.00 | 0 | 0.00 | 1 | 25.00 | 0 | 0.00 | 0 | 0.00 | 4 |
| | UNSUCCESSFUL | n/a | n/a | n/a | n/a | n/a | n/a | n/a | n/a | n/a | n/a | n/a | n/a | n/a | n/a | n/a | n/a | n/a | n/a | n/a |
| | TOTAL | 3 | 75.00 | 0 | 0.00 | 0 | 0.00 | 0 | 0.00 | 0 | 0.00 | 0 | 0.00 | 1 | 25.00 | 0 | 0.00 | 0 | 0.00 | 4 |
| **Unit/Subunit 06C** | | | | | | | | | | | | | | | | | | | | |
| | SUCCESSFUL | 0 | 0.00 | 0 | 0.00 | 0 | 0.00 | 0 | 0.00 | 0 | 0.00 | 0 | 0.00 | 1 | 100.00 | 0 | 0.00 | 0 | 0.00 | 1 |
| | UNSUCCESSFUL | n/a | n/a | n/a | n/a | n/a | n/a | n/a | n/a | n/a | n/a | n/a | n/a | n/a | n/a | n/a | n/a | n/a | n/a | n/a |
| | TOTAL | 0 | 0.00 | 0 | 0.00 | 0 | 0.00 | 0 | 0.00 | 0 | 0.00 | 0 | 0.00 | 1 | 100.00 | 0 | 0.00 | 0 | 0.00 | 1 |
| **Unit/Subunit 06D** | | | | | | | | | | | | | | | | | | | | |
| | SUCCESSFUL | 9 | 40.91 | 0 | 0.00 | 13 | 59.09 | 0 | 0.00 | 0 | 0.00 | 0 | 0.00 | 0 | 0.00 | 0 | 0.00 | 0 | 0.00 | 22 |
| | UNSUCCESSFUL | n/a | n/a | n/a | n/a | n/a | n/a | n/a | n/a | n/a | n/a | n/a | n/a | n/a | n/a | n/a | n/a | n/a | n/a | n/a |
| | TOTAL | 9 | 40.91 | 0 | 0.00 | 13 | 59.09 | 0 | 0.00 | 0 | 0.00 | 0 | 0.00 | 0 | 0.00 | 0 | 0.00 | 0 | 0.00 | 22 |
| **TOTAL UNIT** | | | | | | | | | | | | | | | | | | | | |
| | SUCCESSFUL | 22 | 56.41 | 0 | 0.00 | 14 | 35.90 | 0 | 0.00 | 0 | 0.00 | 0 | 0.00 | 2 | 5.13 | 1 | 2.56 | 0 | 0.00 | 39 |
| | UNSUCCESSFUL | n/a | n/a | n/a | n/a | n/a | n/a | n/a | n/a | n/a | n/a | n/a | n/a | n/a | n/a | n/a | n/a | n/a | n/a | n/a |
| | TOTAL | 22 | 56.41 | 0 | 0.00 | 14 | 35.90 | 0 | 0.00 | 0 | 0.00 | 0 | 0.00 | 2 | 5.13 | 1 | 2.56 | 0 | 0.00 | 39 |
| **Unit 07** | | | | | | | | | | | | | | | | | | | | |
| **TOTAL UNIT** | | | | | | | | | | | | | | | | | | | | |
| | SUCCESSFUL | 2 | 22.22 | 0 | 0.00 | 2 | 22.22 | 1 | 11.11 | 0 | 0.00 | 0 | 0.00 | 2 | 22.22 | 2 | 22.22 | 0 | 0.00 | 9 |
| | UNSUCCESSFUL | n/a | n/a | n/a | n/a | n/a | n/a | n/a | n/a | n/a | n/a | n/a | n/a | n/a | n/a | n/a | n/a | n/a | n/a | n/a |
| | TOTAL | 2 | 22.22 | 0 | 0.00 | 2 | 22.22 | 1 | 11.11 | 0 | 0.00 | 0 | 0.00 | 2 | 22.22 | 2 | 22.22 | 0 | 0.00 | 9 |
| **Unit 08** | | | | | | | | | | | | | | | | | | | | |
| **TOTAL UNIT** | | | | | | | | | | | | | | | | | | | | |
| | SUCCESSFUL | 121 | 67.98 | 2 | 1.12 | 39 | 21.91 | 5 | 2.81 | 0 | 0.00 | 0 | 0.00 | 9 | 5.06 | 0 | 0.00 | 2 | 1.12 | 178 |
| | UNSUCCESSFUL | 0 | 0.00 | 0 | 0.00 | 0 | 0.00 | 0 | 0.00 | 0 | 0.00 | 0 | 0.00 | 0 | 0.00 | 0 | 0.00 | 61 | 100.00 | 61 |
| | TOTAL | 121 | 50.63 | 2 | 0.84 | 39 | 16.32 | 5 | 2.09 | 0 | 0.00 | 0 | 0.00 | 9 | 3.77 | 0 | 0.00 | 63 | 26.36 | 239 |
| **Unit 09** | | | | | | | | | | | | | | | | | | | | |
| **Unit/Subunit 09E** | | | | | | | | | | | | | | | | | | | | |
| | SUCCESSFUL | 0 | 0.00 | 0 | 0.00 | 1 | 100.00 | 0 | 0.00 | 0 | 0.00 | 0 | 0.00 | 0 | 0.00 | 0 | 0.00 | 0 | 0.00 | 1 |
| | UNSUCCESSFUL | 0 | n/a | 0 | n/a | 0 | n/a | 0 | n/a | 0 | n/a | 0 | n/a | 0 | n/a | n/a | n/a | 0 | n/a | 0 |
| | TOTAL | 0 | 0.00 | 0 | 0.00 | 1 | 100.00 | 0 | 0.00 | 0 | 0.00 | 0 | 0.00 | 0 | 0.00 | 0 | 0.00 | 0 | 0.00 | 1 |
| **TOTAL UNIT** | | | | | | | | | | | | | | | | | | | | |
| | SUCCESSFUL | 0 | 0.00 | 0 | 0.00 | 1 | 100.00 | 0 | 0.00 | 0 | 0.00 | 0 | 0.00 | 0 | 0.00 | 0 | 0.00 | 0 | 0.00 | 1 |
| | UNSUCCESSFUL | 0 | n/a | 0 | n/a | 0 | n/a | 0 | n/a | 0 | n/a | 0 | n/a | 0 | n/a | n/a | n/a | 0 | n/a | 0 |
| | TOTAL | 0 | 0.00 | 0 | 0.00 | 1 | 100.00 | 0 | 0.00 | 0 | 0.00 | 0 | 0.00 | 0 | 0.00 | 0 | 0.00 | 0 | 0.00 | 1 |

# 1992-93 TRANSPORTATION METHODS BY SPECIES: BROWN BEAR

| UNIT | SUCCESS | AIRPLANE NUMBER | AIRPLANE % | HORSE/ DOG TEAM NUMBER | HORSE/ DOG TEAM % | BOAT NUMBER | BOAT % | 3-OR-4 WHEELER NUMBER | 3-OR-4 WHEELER % | SNOWMACHINE NUMBER | SNOWMACHINE % | OFF ROAD VEHICLE NUMBER | OFF ROAD VEHICLE % | HIGHWAY VEHICLE NUMBER | HIGHWAY VEHICLE % | WALKING (BEARS ONLY) NUMBER | WALKING (BEARS ONLY) % | UNKNOWN NUMBER | UNKNOWN % | TOTAL NUMBER |
|---|---|---|---|---|---|---|---|---|---|---|---|---|---|---|---|---|---|---|---|---|
| **Unit 10** | | | | | | | | | | | | | | | | | | | | |
| **TOTAL UNIT** | | | | | | | | | | | | | | | | | | | | |
| | SUCCESSFUL | 4 | 80.00 | 0 | 0.00 | 0 | 0.00 | 1 | 20.00 | 0 | 0.00 | 0 | 0.00 | 0 | 0.00 | 0 | 0.00 | 0 | 0.00 | 5 |
| | UNSUCCESSFUL | 1 | 33.33 | 0 | 0.00 | 1 | 33.33 | 0 | 0.00 | 0 | 0.00 | 0 | 0.00 | 0 | 0.00 | 0 | 0.00 | 1 | 33.33 | 3 |
| | TOTAL | 5 | 62.50 | 0 | 0.00 | 1 | 12.50 | 1 | 12.50 | 0 | 0.00 | 0 | 0.00 | 0 | 0.00 | 0 | 0.00 | 1 | 12.50 | 8 |
| **Unit 11** | | | | | | | | | | | | | | | | | | | | |
| **TOTAL UNIT** | | | | | | | | | | | | | | | | | | | | |
| | SUCCESSFUL | 2 | 33.33 | 0 | 0.00 | 2 | 33.33 | 0 | 0.00 | 0 | 0.00 | 0 | 0.00 | 2 | 33.33 | 0 | 0.00 | 0 | 0.00 | 6 |
| | UNSUCCESSFUL | n/a | n/a | n/a | n/a | n/a | n/a | n/a | n/a | n/a | n/a | n/a | n/a | n/a | n/a | n/a | n/a | n/a | n/a | n/a |
| | TOTAL | 2 | 33.33 | 0 | 0.00 | 2 | 33.33 | 0 | 0.00 | 0 | 0.00 | 0 | 0.00 | 2 | 33.33 | 0 | 0.00 | 0 | 0.00 | 6 |
| **Unit 12** | | | | | | | | | | | | | | | | | | | | |
| **TOTAL UNIT** | | | | | | | | | | | | | | | | | | | | |
| | SUCCESSFUL | 6 | 25.00 | 11 | 45.83 | 0 | 0.00 | 1 | 4.17 | 2 | 8.33 | 0 | 0.00 | 2 | 8.33 | 0 | 0.00 | 2 | 8.33 | 24 |
| | UNSUCCESSFUL | n/a | n/a | n/a | n/a | n/a | n/a | n/a | n/a | n/a | n/a | n/a | n/a | n/a | n/a | n/a | n/a | n/a | n/a | n/a |
| | TOTAL | 6 | 25.00 | 11 | 45.83 | 0 | 0.00 | 1 | 4.17 | 2 | 8.33 | 0 | 0.00 | 2 | 8.33 | 0 | 0.00 | 2 | 8.33 | 24 |
| **Unit 13** | | | | | | | | | | | | | | | | | | | | |
| **Unit/Subunit 13A** | | | | | | | | | | | | | | | | | | | | |
| | SUCCESSFUL | 10 | 55.56 | 0 | 0.00 | 1 | 5.56 | 2 | 11.11 | 0 | 0.00 | 3 | 16.67 | 1 | 5.56 | 0 | 0.00 | 1 | 5.56 | 18 |
| | UNSUCCESSFUL | n/a | n/a | n/a | n/a | n/a | n/a | n/a | n/a | n/a | n/a | n/a | n/a | n/a | n/a | n/a | n/a | n/a | n/a | n/a |
| | TOTAL | 10 | 55.56 | 0 | 0.00 | 1 | 5.56 | 2 | 11.11 | 0 | 0.00 | 3 | 16.67 | 1 | 5.56 | 0 | 0.00 | 1 | 5.56 | 18 |
| **Unit/Subunit 13B** | | | | | | | | | | | | | | | | | | | | |
| | SUCCESSFUL | 3 | 16.67 | 0 | 0.00 | 1 | 5.56 | 2 | 11.11 | 6 | 33.33 | 0 | 0.00 | 5 | 27.78 | 1 | 5.56 | 0 | 0.00 | 18 |
| | UNSUCCESSFUL | n/a | n/a | n/a | n/a | n/a | n/a | n/a | n/a | n/a | n/a | n/a | n/a | n/a | n/a | n/a | n/a | n/a | n/a | n/a |
| | TOTAL | 3 | 16.67 | 0 | 0.00 | 1 | 5.56 | 2 | 11.11 | 6 | 33.33 | 0 | 0.00 | 5 | 27.78 | 1 | 5.56 | 0 | 0.00 | 18 |
| **Unit/Subunit 13C** | | | | | | | | | | | | | | | | | | | | |
| | SUCCESSFUL | 1 | 10.00 | 0 | 0.00 | 0 | 0.00 | 1 | 10.00 | 2 | 20.00 | 0 | 0.00 | 4 | 40.00 | 1 | 10.00 | 1 | 10.00 | 10 |
| | UNSUCCESSFUL | n/a | n/a | n/a | n/a | n/a | n/a | n/a | n/a | n/a | n/a | n/a | n/a | n/a | n/a | n/a | n/a | n/a | n/a | n/a |
| | TOTAL | 1 | 10.00 | 0 | 0.00 | 0 | 0.00 | 1 | 10.00 | 2 | 20.00 | 0 | 0.00 | 4 | 40.00 | 1 | 10.00 | 1 | 10.00 | 10 |
| **Unit/Subunit 13D** | | | | | | | | | | | | | | | | | | | | |
| | SUCCESSFUL | 10 | 45.45 | 1 | 4.55 | 2 | 9.09 | 5 | 22.73 | 0 | 0.00 | 0 | 0.00 | 0 | 0.00 | 4 | 18.18 | 0 | 0.00 | 22 |
| | UNSUCCESSFUL | n/a | n/a | n/a | n/a | n/a | n/a | n/a | n/a | n/a | n/a | n/a | n/a | n/a | n/a | n/a | n/a | n/a | n/a | n/a |
| | TOTAL | 10 | 45.45 | 1 | 4.55 | 2 | 9.09 | 5 | 22.73 | 0 | 0.00 | 0 | 0.00 | 0 | 0.00 | 4 | 18.18 | 0 | 0.00 | 22 |
| **Unit/Subunit 13E** | | | | | | | | | | | | | | | | | | | | |
| | SUCCESSFUL | 17 | 40.48 | 1 | 2.38 | 1 | 2.38 | 2 | 4.76 | 9 | 21.43 | 3 | 7.14 | 2 | 4.76 | 5 | 11.90 | 2 | 4.76 | 42 |
| | UNSUCCESSFUL | n/a | n/a | n/a | n/a | n/a | n/a | n/a | n/a | n/a | n/a | n/a | n/a | n/a | n/a | n/a | n/a | n/a | n/a | n/a |
| | TOTAL | 17 | 40.48 | 1 | 2.38 | 1 | 2.38 | 2 | 4.76 | 9 | 21.43 | 3 | 7.14 | 2 | 4.76 | 5 | 11.90 | 2 | 4.76 | 42 |
| **TOTAL UNIT** | | | | | | | | | | | | | | | | | | | | |
| | SUCCESSFUL | 41 | 37.27 | 2 | 1.82 | 5 | 4.55 | 12 | 10.91 | 17 | 15.45 | 6 | 5.45 | 12 | 10.91 | 11 | 10.00 | 4 | 3.64 | 110 |
| | UNSUCCESSFUL | n/a | n/a | n/a | n/a | n/a | n/a | n/a | n/a | n/a | n/a | n/a | n/a | n/a | n/a | n/a | n/a | n/a | n/a | n/a |
| | TOTAL | 41 | 37.27 | 2 | 1.82 | 5 | 4.55 | 12 | 10.91 | 17 | 15.45 | 6 | 5.45 | 12 | 10.91 | 11 | 10.00 | 4 | 3.64 | 110 |

# 1992-93 TRANSPORTATION METHODS BY SPECIES: BROWN BEAR

| UNIT | SUCCESS | AIRPLANE NUMBER | % | HORSE/ DOG TEAM NUMBER | % | BOAT NUMBER | % | 3-OR-4 WHEELER NUMBER | % | SNOWMACHINE NUMBER | % | OFF ROAD VEHICLE NUMBER | % | HIGHWAY VEHICLE NUMBER | % | WALKING (BEARS ONLY) NUMBER | % | UNKNOWN NUMBER | % | TOTAL NUMBER |
|---|---|---|---|---|---|---|---|---|---|---|---|---|---|---|---|---|---|---|---|---|
| **Unit 14** | | | | | | | | | | | | | | | | | | | | |
| **Unit/Subunit 14A** | | | | | | | | | | | | | | | | | | | | |
| | SUCCESSFUL | 0 | 0.00 | 0 | 0.00 | 0 | 0.00 | 1 | 16.67 | 0 | 0.00 | 1 | 16.67 | 2 | 33.33 | 2 | 33.33 | 0 | 0.00 | 6 |
| | UNSUCCESSFUL | n/a | n/a | n/a | n/a | n/a | n/a | n/a | n/a | n/a | n/a | n/a | n/a | n/a | n/a | n/a | n/a | n/a | n/a | n/a |
| | TOTAL | 0 | 0.00 | 0 | 0.00 | 0 | 0.00 | 1 | 16.67 | 0 | 0.00 | 1 | 16.67 | 2 | 33.33 | 2 | 33.33 | 0 | 0.00 | 6 |
| **Unit/Subunit 14B** | | | | | | | | | | | | | | | | | | | | |
| | SUCCESSFUL | 4 | 80.00 | 0 | 0.00 | 1 | 20.00 | 0 | 0.00 | 0 | 0.00 | 0 | 0.00 | 0 | 0.00 | 0 | 0.00 | 0 | 0.00 | 5 |
| | UNSUCCESSFUL | n/a | n/a | n/a | n/a | n/a | n/a | n/a | n/a | n/a | n/a | n/a | n/a | n/a | n/a | n/a | n/a | n/a | n/a | n/a |
| | TOTAL | 4 | 80.00 | 0 | 0.00 | 1 | 20.00 | 0 | 0.00 | 0 | 0.00 | 0 | 0.00 | 0 | 0.00 | 0 | 0.00 | 0 | 0.00 | 5 |
| **TOTAL UNIT** | | | | | | | | | | | | | | | | | | | | |
| | SUCCESSFUL | 4 | 36.36 | 0 | 0.00 | 1 | 9.09 | 1 | 9.09 | 0 | 0.00 | 1 | 9.09 | 2 | 18.18 | 2 | 18.18 | 0 | 0.00 | 11 |
| | UNSUCCESSFUL | n/a | n/a | n/a | n/a | n/a | n/a | n/a | n/a | n/a | n/a | n/a | n/a | n/a | n/a | n/a | n/a | n/a | n/a | n/a |
| | TOTAL | 4 | 36.36 | 0 | 0.00 | 1 | 9.09 | 1 | 9.09 | 0 | 0.00 | 1 | 9.09 | 2 | 18.18 | 2 | 18.18 | 0 | 0.00 | 11 |
| **Unit 15** | | | | | | | | | | | | | | | | | | | | |
| **Unit/Subunit 15A** | | | | | | | | | | | | | | | | | | | | |
| | SUCCESSFUL | 0 | 0.00 | 0 | 0.00 | 0 | 0.00 | 1 | 33.33 | 0 | 0.00 | 0 | 0.00 | 2 | 66.67 | 0 | 0.00 | 0 | 0.00 | 3 |
| | UNSUCCESSFUL | n/a | n/a | n/a | n/a | n/a | n/a | n/a | n/a | n/a | n/a | n/a | n/a | n/a | n/a | n/a | n/a | n/a | n/a | n/a |
| | TOTAL | 0 | 0.00 | 0 | 0.00 | 0 | 0.00 | 1 | 33.33 | 0 | 0.00 | 0 | 0.00 | 2 | 66.67 | 0 | 0.00 | 0 | 0.00 | 3 |
| **Unit/Subunit 15B** | | | | | | | | | | | | | | | | | | | | |
| | SUCCESSFUL | 0 | 0.00 | 0 | 0.00 | 1 | 50.00 | 0 | 0.00 | 0 | 0.00 | 0 | 0.00 | 1 | 50.00 | 0 | 0.00 | 0 | 0.00 | 2 |
| | UNSUCCESSFUL | n/a | n/a | n/a | n/a | n/a | n/a | n/a | n/a | n/a | n/a | n/a | n/a | n/a | n/a | n/a | n/a | n/a | n/a | n/a |
| | TOTAL | 0 | 0.00 | 0 | 0.00 | 1 | 50.00 | 0 | 0.00 | 0 | 0.00 | 0 | 0.00 | 1 | 50.00 | 0 | 0.00 | 0 | 0.00 | 2 |
| **Unit/Subunit 15C** | | | | | | | | | | | | | | | | | | | | |
| | SUCCESSFUL | 1 | 11.11 | 3 | 33.33 | 1 | 11.11 | 1 | 11.11 | 0 | 0.00 | 1 | 11.11 | 2 | 22.22 | 0 | 0.00 | 0 | 0.00 | 9 |
| | UNSUCCESSFUL | n/a | n/a | n/a | n/a | n/a | n/a | n/a | n/a | n/a | n/a | n/a | n/a | n/a | n/a | n/a | n/a | n/a | n/a | n/a |
| | TOTAL | 1 | 11.11 | 3 | 33.33 | 1 | 11.11 | 1 | 11.11 | 0 | 0.00 | 1 | 11.11 | 2 | 22.22 | 0 | 0.00 | 0 | 0.00 | 9 |
| **TOTAL UNIT** | | | | | | | | | | | | | | | | | | | | |
| | SUCCESSFUL | 1 | 7.14 | 3 | 21.43 | 2 | 14.29 | 2 | 14.29 | 0 | 0.00 | 1 | 7.14 | 5 | 35.71 | 0 | 0.00 | 0 | 0.00 | 14 |
| | UNSUCCESSFUL | n/a | n/a | n/a | n/a | n/a | n/a | n/a | n/a | n/a | n/a | n/a | n/a | n/a | n/a | n/a | n/a | n/a | n/a | n/a |
| | TOTAL | 1 | 7.14 | 3 | 21.43 | 2 | 14.29 | 2 | 14.29 | 0 | 0.00 | 1 | 7.14 | 5 | 35.71 | 0 | 0.00 | 0 | 0.00 | 14 |
| **Unit 16** | | | | | | | | | | | | | | | | | | | | |
| **Unit/Subunit 16A** | | | | | | | | | | | | | | | | | | | | |
| | SUCCESSFUL | 2 | 16.67 | 0 | 0.00 | 0 | 0.00 | 2 | 16.67 | 0 | 0.00 | 2 | 16.67 | 2 | 16.67 | 4 | 33.33 | 0 | 0.00 | 12 |
| | UNSUCCESSFUL | n/a | n/a | n/a | n/a | n/a | n/a | n/a | n/a | n/a | n/a | n/a | n/a | n/a | n/a | n/a | n/a | n/a | n/a | n/a |
| | TOTAL | 2 | 16.67 | 0 | 0.00 | 0 | 0.00 | 2 | 16.67 | 0 | 0.00 | 2 | 16.67 | 2 | 16.67 | 4 | 33.33 | 0 | 0.00 | 12 |
| **Unit/Subunit 16B** | | | | | | | | | | | | | | | | | | | | |
| | SUCCESSFUL | 56 | 87.50 | 0 | 0.00 | 6 | 9.38 | 0 | 0.00 | 0 | 0.00 | 0 | 0.00 | 0 | 0.00 | 2 | 3.13 | 0 | 0.00 | 64 |
| | UNSUCCESSFUL | n/a | n/a | n/a | n/a | n/a | n/a | n/a | n/a | n/a | n/a | n/a | n/a | n/a | n/a | n/a | n/a | n/a | n/a | n/a |
| | TOTAL | 56 | 87.50 | 0 | 0.00 | 6 | 9.38 | 0 | 0.00 | 0 | 0.00 | 0 | 0.00 | 0 | 0.00 | 2 | 3.13 | 0 | 0.00 | 64 |
| **TOTAL UNIT** | | | | | | | | | | | | | | | | | | | | |
| | SUCCESSFUL | 58 | 76.32 | 0 | 0.00 | 6 | 7.89 | 2 | 2.63 | 0 | 0.00 | 2 | 2.63 | 2 | 2.63 | 6 | 7.89 | 0 | 0.00 | 76 |
| | UNSUCCESSFUL | n/a | n/a | n/a | n/a | n/a | n/a | n/a | n/a | n/a | n/a | n/a | n/a | n/a | n/a | n/a | n/a | n/a | n/a | n/a |
| | TOTAL | 58 | 76.32 | 0 | 0.00 | 6 | 7.89 | 2 | 2.63 | 0 | 0.00 | 2 | 2.63 | 2 | 2.63 | 6 | 7.89 | 0 | 0.00 | 76 |

# 1992-93 TRANSPORTATION METHODS BY SPECIES: BROWN BEAR

| UNIT | SUCCESS | AIRPLANE NUMBER | % | HORSE/ DOG TEAM NUMBER | % | BOAT NUMBER | % | 3-OR-4 WHEELER NUMBER | % | SNOWMACHINE NUMBER | % | OFF ROAD VEHICLE NUMBER | % | HIGHWAY VEHICLE NUMBER | % | WALKING (BEARS ONLY) NUMBER | % | UNKNOWN NUMBER | % | TOTAL NUMBER |
|---|---|---|---|---|---|---|---|---|---|---|---|---|---|---|---|---|---|---|---|---|
| **Unit 17** | | | | | | | | | | | | | | | | | | | | |
| **Unit/Subunit 17A** | | | | | | | | | | | | | | | | | | | | |
| | SUCCESSFUL | 4 | 100.00 | 0 | 0.00 | 0 | 0.00 | 0 | 0.00 | 0 | 0.00 | 0 | 0.00 | 0 | 0.00 | 0 | 0.00 | 0 | 0.00 | 4 |
| | UNSUCCESSFUL | 0 | n/a | 0 | n/a | 0 | n/a | 0 | n/a | 0 | n/a | 0 | n/a | 0 | n/a | n/a | n/a | 0 | n/a | 0 |
| | TOTAL | 4 | 100.00 | 0 | 0.00 | 0 | 0.00 | 0 | 0.00 | 0 | 0.00 | 0 | 0.00 | 0 | 0.00 | 0 | 0.00 | 0 | 0.00 | 4 |
| **Unit/Subunit 17B** | | | | | | | | | | | | | | | | | | | | |
| | SUCCESSFUL | 26 | 92.86 | 0 | 0.00 | 2 | 7.14 | 0 | 0.00 | 0 | 0.00 | 0 | 0.00 | 0 | 0.00 | 0 | 0.00 | 0 | 0.00 | 28 |
| | UNSUCCESSFUL | 0 | n/a | 0 | n/a | 0 | n/a | 0 | n/a | 0 | n/a | 0 | n/a | 0 | n/a | n/a | n/a | 0 | n/a | 0 |
| | TOTAL | 26 | 92.86 | 0 | 0.00 | 2 | 7.14 | 0 | 0.00 | 0 | 0.00 | 0 | 0.00 | 0 | 0.00 | 0 | 0.00 | 0 | 0.00 | 28 |
| **Unit/Subunit 17C** | | | | | | | | | | | | | | | | | | | | |
| | SUCCESSFUL | 11 | 64.71 | 0 | 0.00 | 5 | 29.41 | 0 | 0.00 | 0 | 0.00 | 0 | 0.00 | 0 | 0.00 | 1 | 5.88 | 0 | 0.00 | 17 |
| | UNSUCCESSFUL | n/a | n/a | n/a | n/a | n/a | n/a | n/a | n/a | n/a | n/a | n/a | n/a | n/a | n/a | n/a | n/a | n/a | n/a | n/a |
| | TOTAL | 11 | 64.71 | 0 | 0.00 | 5 | 29.41 | 0 | 0.00 | 0 | 0.00 | 0 | 0.00 | 0 | 0.00 | 1 | 5.88 | 0 | 0.00 | 17 |
| **TOTAL UNIT** | | | | | | | | | | | | | | | | | | | | |
| | SUCCESSFUL | 41 | 83.67 | 0 | 0.00 | 7 | 14.29 | 0 | 0.00 | 0 | 0.00 | 0 | 0.00 | 0 | 0.00 | 1 | 2.04 | 0 | 0.00 | 49 |
| | UNSUCCESSFUL | n/a | n/a | n/a | n/a | n/a | n/a | n/a | n/a | n/a | n/a | n/a | n/a | n/a | n/a | n/a | n/a | n/a | n/a | n/a |
| | TOTAL | 41 | 83.67 | 0 | 0.00 | 7 | 14.29 | 0 | 0.00 | 0 | 0.00 | 0 | 0.00 | 0 | 0.00 | 1 | 2.04 | 0 | 0.00 | 49 |
| **Unit 18** | | | | | | | | | | | | | | | | | | | | |
| **TOTAL UNIT** | | | | | | | | | | | | | | | | | | | | |
| | SUCCESSFUL | 4 | 36.36 | 0 | 0.00 | 3 | 27.27 | 0 | 0.00 | 4 | 36.36 | 0 | 0.00 | 0 | 0.00 | 0 | 0.00 | 0 | 0.00 | 11 |
| | UNSUCCESSFUL | 0 | n/a | 0 | n/a | 0 | n/a | 0 | n/a | 0 | n/a | 0 | n/a | 0 | n/a | n/a | n/a | 0 | n/a | 0 |
| | TOTAL | 4 | 36.36 | 0 | 0.00 | 3 | 27.27 | 0 | 0.00 | 4 | 36.36 | 0 | 0.00 | 0 | 0.00 | 0 | 0.00 | 0 | 0.00 | 11 |
| **Unit 19** | | | | | | | | | | | | | | | | | | | | |
| **Unit/Subunit 19A** | | | | | | | | | | | | | | | | | | | | |
| | SUCCESSFUL | 7 | 77.78 | 0 | 0.00 | 2 | 22.22 | 0 | 0.00 | 0 | 0.00 | 0 | 0.00 | 0 | 0.00 | 0 | 0.00 | 0 | 0.00 | 9 |
| | UNSUCCESSFUL | 0 | n/a | 0 | n/a | 0 | n/a | 0 | n/a | 0 | n/a | 0 | n/a | 0 | n/a | n/a | n/a | 0 | n/a | 0 |
| | TOTAL | 7 | 77.78 | 0 | 0.00 | 2 | 22.22 | 0 | 0.00 | 0 | 0.00 | 0 | 0.00 | 0 | 0.00 | 0 | 0.00 | 0 | 0.00 | 9 |
| **Unit/Subunit 19B** | | | | | | | | | | | | | | | | | | | | |
| | SUCCESSFUL | 26 | 92.86 | 0 | 0.00 | 0 | 0.00 | 1 | 3.57 | 0 | 0.00 | 0 | 0.00 | 0 | 0.00 | 0 | 0.00 | 1 | 3.57 | 28 |
| | UNSUCCESSFUL | 0 | n/a | 0 | n/a | 0 | n/a | 0 | n/a | 0 | n/a | 0 | n/a | 0 | n/a | n/a | n/a | 0 | n/a | 0 |
| | TOTAL | 26 | 92.86 | 0 | 0.00 | 0 | 0.00 | 1 | 3.57 | 0 | 0.00 | 0 | 0.00 | 0 | 0.00 | 0 | 0.00 | 1 | 3.57 | 28 |
| **Unit/Subunit 19C** | | | | | | | | | | | | | | | | | | | | |
| | SUCCESSFUL | 14 | 93.33 | 1 | 6.67 | 0 | 0.00 | 0 | 0.00 | 0 | 0.00 | 0 | 0.00 | 0 | 0.00 | 0 | 0.00 | 0 | 0.00 | 15 |
| | UNSUCCESSFUL | n/a | n/a | n/a | n/a | n/a | n/a | n/a | n/a | n/a | n/a | n/a | n/a | n/a | n/a | n/a | n/a | n/a | n/a | n/a |
| | TOTAL | 14 | 93.33 | 1 | 6.67 | 0 | 0.00 | 0 | 0.00 | 0 | 0.00 | 0 | 0.00 | 0 | 0.00 | 0 | 0.00 | 0 | 0.00 | 15 |
| **Unit/Subunit 19D** | | | | | | | | | | | | | | | | | | | | |
| | SUCCESSFUL | 1 | 25.00 | 0 | 0.00 | 3 | 75.00 | 0 | 0.00 | 0 | 0.00 | 0 | 0.00 | 0 | 0.00 | 0 | 0.00 | 0 | 0.00 | 4 |
| | UNSUCCESSFUL | n/a | n/a | n/a | n/a | n/a | n/a | n/a | n/a | n/a | n/a | n/a | n/a | n/a | n/a | n/a | n/a | n/a | n/a | n/a |
| | TOTAL | 1 | 25.00 | 0 | 0.00 | 3 | 75.00 | 0 | 0.00 | 0 | 0.00 | 0 | 0.00 | 0 | 0.00 | 0 | 0.00 | 0 | 0.00 | 4 |

# 1992-93 TRANSPORTATION METHODS BY SPECIES: BROWN BEAR

| UNIT | SUCCESS | AIRPLANE NUMBER | AIRPLANE % | HORSE/ DOG TEAM NUMBER | HORSE/ DOG TEAM % | BOAT NUMBER | BOAT % | 3-OR-4 WHEELER NUMBER | 3-OR-4 WHEELER % | SNOWMACHINE NUMBER | SNOWMACHINE % | OFF ROAD VEHICLE NUMBER | OFF ROAD VEHICLE % | HIGHWAY VEHICLE NUMBER | HIGHWAY VEHICLE % | WALKING (BEARS ONLY) NUMBER | WALKING (BEARS ONLY) % | UNKNOWN NUMBER | UNKNOWN % | TOTAL NUMBER |
|---|---|---|---|---|---|---|---|---|---|---|---|---|---|---|---|---|---|---|---|---|
| **Unit 19** | | | | | | | | | | | | | | | | | | | | |
| **TOTAL UNIT** | | | | | | | | | | | | | | | | | | | | |
| | SUCCESSFUL | 48 | 85.71 | 1 | 1.79 | 5 | 8.93 | 1 | 1.79 | 0 | 0.00 | 0 | 0.00 | 0 | 0.00 | 0 | 0.00 | 1 | 1.79 | 56 |
| | UNSUCCESSFUL | n/a | n/a | n/a | n/a | n/a | n/a | n/a | n/a | n/a | n/a | n/a | n/a | n/a | n/a | n/a | n/a | n/a | n/a | n/a |
| | TOTAL | 48 | 85.71 | 1 | 1.79 | 5 | 8.93 | 1 | 1.79 | 0 | 0.00 | 0 | 0.00 | 0 | 0.00 | 0 | 0.00 | 1 | 1.79 | 56 |
| **Unit 20** | | | | | | | | | | | | | | | | | | | | |
| **Unit/Subunit 20A** | | | | | | | | | | | | | | | | | | | | |
| | SUCCESSFUL | 12 | 48.00 | 2 | 8.00 | 1 | 4.00 | 3 | 12.00 | 0 | 0.00 | 0 | 0.00 | 2 | 8.00 | 4 | 16.00 | 1 | 4.00 | 25 |
| | UNSUCCESSFUL | n/a | n/a | n/a | n/a | n/a | n/a | n/a | n/a | n/a | n/a | n/a | n/a | n/a | n/a | n/a | n/a | n/a | n/a | n/a |
| | TOTAL | 12 | 48.00 | 2 | 8.00 | 1 | 4.00 | 3 | 12.00 | 0 | 0.00 | 0 | 0.00 | 2 | 8.00 | 4 | 16.00 | 1 | 4.00 | 25 |
| **Unit/Subunit 20B** | | | | | | | | | | | | | | | | | | | | |
| | SUCCESSFUL | 2 | 20.00 | 0 | 0.00 | 0 | 0.00 | 3 | 30.00 | 0 | 0.00 | 0 | 0.00 | 4 | 40.00 | 1 | 10.00 | 0 | 0.00 | 10 |
| | UNSUCCESSFUL | n/a | n/a | n/a | n/a | n/a | n/a | n/a | n/a | n/a | n/a | n/a | n/a | n/a | n/a | n/a | n/a | n/a | n/a | n/a |
| | TOTAL | 2 | 20.00 | 0 | 0.00 | 0 | 0.00 | 3 | 30.00 | 0 | 0.00 | 0 | 0.00 | 4 | 40.00 | 1 | 10.00 | 0 | 0.00 | 10 |
| **Unit/Subunit 20C** | | | | | | | | | | | | | | | | | | | | |
| | SUCCESSFUL | 1 | 50.00 | 0 | 0.00 | 0 | 0.00 | 0 | 0.00 | 0 | 0.00 | 0 | 0.00 | 1 | 50.00 | 0 | 0.00 | 0 | 0.00 | 2 |
| | UNSUCCESSFUL | n/a | n/a | n/a | n/a | n/a | n/a | n/a | n/a | n/a | n/a | n/a | n/a | n/a | n/a | n/a | n/a | n/a | n/a | n/a |
| | TOTAL | 1 | 50.00 | 0 | 0.00 | 0 | 0.00 | 0 | 0.00 | 0 | 0.00 | 0 | 0.00 | 1 | 50.00 | 0 | 0.00 | 0 | 0.00 | 2 |
| **Unit/Subunit 20D** | | | | | | | | | | | | | | | | | | | | |
| | SUCCESSFUL | 1 | 11.11 | 1 | 11.11 | 0 | 0.00 | 2 | 22.22 | 0 | 0.00 | 0 | 0.00 | 4 | 44.44 | 1 | 11.11 | 0 | 0.00 | 9 |
| | UNSUCCESSFUL | n/a | n/a | n/a | n/a | n/a | n/a | n/a | n/a | n/a | n/a | n/a | n/a | n/a | n/a | n/a | n/a | n/a | n/a | n/a |
| | TOTAL | 1 | 11.11 | 1 | 11.11 | 0 | 0.00 | 2 | 22.22 | 0 | 0.00 | 0 | 0.00 | 4 | 44.44 | 1 | 11.11 | 0 | 0.00 | 9 |
| **Unit/Subunit 20E** | | | | | | | | | | | | | | | | | | | | |
| | SUCCESSFUL | 6 | 42.86 | 0 | 0.00 | 0 | 0.00 | 3 | 21.43 | 0 | 0.00 | 1 | 7.14 | 4 | 28.57 | 0 | 0.00 | 0 | 0.00 | 14 |
| | UNSUCCESSFUL | n/a | n/a | n/a | n/a | n/a | n/a | n/a | n/a | n/a | n/a | n/a | n/a | n/a | n/a | n/a | n/a | n/a | n/a | n/a |
| | TOTAL | 6 | 42.86 | 0 | 0.00 | 0 | 0.00 | 3 | 21.43 | 0 | 0.00 | 1 | 7.14 | 4 | 28.57 | 0 | 0.00 | 0 | 0.00 | 14 |
| **Unit/Subunit 20F** | | | | | | | | | | | | | | | | | | | | |
| | SUCCESSFUL | 1 | 50.00 | 0 | 0.00 | 1 | 50.00 | 0 | 0.00 | 0 | 0.00 | 0 | 0.00 | 0 | 0.00 | 0 | 0.00 | 0 | 0.00 | 2 |
| | UNSUCCESSFUL | n/a | n/a | n/a | n/a | n/a | n/a | n/a | n/a | n/a | n/a | n/a | n/a | n/a | n/a | n/a | n/a | n/a | n/a | n/a |
| | TOTAL | 1 | 50.00 | 0 | 0.00 | 1 | 50.00 | 0 | 0.00 | 0 | 0.00 | 0 | 0.00 | 0 | 0.00 | 0 | 0.00 | 0 | 0.00 | 2 |
| **TOTAL UNIT** | | | | | | | | | | | | | | | | | | | | |
| | SUCCESSFUL | 23 | 37.10 | 3 | 4.84 | 2 | 3.23 | 11 | 17.74 | 0 | 0.00 | 1 | 1.61 | 15 | 24.19 | 6 | 9.68 | 1 | 1.61 | 62 |
| | UNSUCCESSFUL | n/a | n/a | n/a | n/a | n/a | n/a | n/a | n/a | n/a | n/a | n/a | n/a | n/a | n/a | n/a | n/a | n/a | n/a | n/a |
| | TOTAL | 23 | 37.10 | 3 | 4.84 | 2 | 3.23 | 11 | 17.74 | 0 | 0.00 | 1 | 1.61 | 15 | 24.19 | 6 | 9.68 | 1 | 1.61 | 62 |
| **Unit 21** | | | | | | | | | | | | | | | | | | | | |
| **Unit/Subunit 21A** | | | | | | | | | | | | | | | | | | | | |
| | SUCCESSFUL | 2 | 100.00 | 0 | 0.00 | 0 | 0.00 | 0 | 0.00 | 0 | 0.00 | 0 | 0.00 | 0 | 0.00 | 0 | 0.00 | 0 | 0.00 | 2 |
| | UNSUCCESSFUL | n/a | n/a | n/a | n/a | n/a | n/a | n/a | n/a | n/a | n/a | n/a | n/a | n/a | n/a | n/a | n/a | n/a | n/a | n/a |
| | TOTAL | 2 | 100.00 | 0 | 0.00 | 0 | 0.00 | 0 | 0.00 | 0 | 0.00 | 0 | 0.00 | 0 | 0.00 | 0 | 0.00 | 0 | 0.00 | 2 |
| **Unit/Subunit 21B** | | | | | | | | | | | | | | | | | | | | |
| | SUCCESSFUL | 0 | 0.00 | 0 | 0.00 | 1 | 100.00 | 0 | 0.00 | 0 | 0.00 | 0 | 0.00 | 0 | 0.00 | 0 | 0.00 | 0 | 0.00 | 1 |
| | UNSUCCESSFUL | n/a | n/a | n/a | n/a | n/a | n/a | n/a | n/a | n/a | n/a | n/a | n/a | n/a | n/a | n/a | n/a | n/a | n/a | n/a |
| | TOTAL | 0 | 0.00 | 0 | 0.00 | 1 | 100.00 | 0 | 0.00 | 0 | 0.00 | 0 | 0.00 | 0 | 0.00 | 0 | 0.00 | 0 | 0.00 | 1 |

# 1992-93 TRANSPORTATION METHODS BY SPECIES: BROWN BEAR

| UNIT | SUCCESS | AIRPLANE NUMBER | % | HORSE/ DOG TEAM NUMBER | % | BOAT NUMBER | % | 3-OR-4 WHEELER NUMBER | % | SNOWMACHINE NUMBER | % | OFF ROAD VEHICLE NUMBER | % | HIGHWAY VEHICLE NUMBER | % | WALKING (BEARS ONLY) NUMBER | % | UNKNOWN NUMBER | % | TOTAL NUMBER |
|---|---|---|---|---|---|---|---|---|---|---|---|---|---|---|---|---|---|---|---|---|
| **Unit 21** | | | | | | | | | | | | | | | | | | | | |
| **Unit/Subunit 21C** | | | | | | | | | | | | | | | | | | | | |
| | SUCCESSFUL | 0 | 0.00 | 0 | 0.00 | 0 | 0.00 | 0 | 0.00 | 1 | 100.00 | 0 | 0.00 | 0 | 0.00 | 0 | 0.00 | 0 | 0.00 | 1 |
| | UNSUCCESSFUL | n/a | n/a | n/a | n/a | n/a | n/a | n/a | n/a | n/a | n/a | n/a | n/a | n/a | n/a | n/a | n/a | n/a | n/a | n/a |
| | TOTAL | 0 | 0.00 | 0 | 0.00 | 0 | 0.00 | 0 | 0.00 | 1 | 100.00 | 0 | 0.00 | 0 | 0.00 | 0 | 0.00 | 0 | 0.00 | 1 |
| **Unit/Subunit 21D** | | | | | | | | | | | | | | | | | | | | |
| | SUCCESSFUL | 0 | 0.00 | 0 | 0.00 | 1 | 14.29 | 0 | 0.00 | 6 | 85.71 | 0 | 0.00 | 0 | 0.00 | 0 | 0.00 | 0 | 0.00 | 7 |
| | UNSUCCESSFUL | n/a | n/a | n/a | n/a | n/a | n/a | n/a | n/a | n/a | n/a | n/a | n/a | n/a | n/a | n/a | n/a | n/a | n/a | n/a |
| | TOTAL | 0 | 0.00 | 0 | 0.00 | 1 | 14.29 | 0 | 0.00 | 6 | 85.71 | 0 | 0.00 | 0 | 0.00 | 0 | 0.00 | 0 | 0.00 | 7 |
| **Unit/Subunit 21E** | | | | | | | | | | | | | | | | | | | | |
| | SUCCESSFUL | 1 | 20.00 | 0 | 0.00 | 0 | 0.00 | 0 | 0.00 | 4 | 80.00 | 0 | 0.00 | 0 | 0.00 | 0 | 0.00 | 0 | 0.00 | 5 |
| | UNSUCCESSFUL | n/a | n/a | n/a | n/a | n/a | n/a | n/a | n/a | n/a | n/a | n/a | n/a | n/a | n/a | n/a | n/a | n/a | n/a | n/a |
| | TOTAL | 1 | 20.00 | 0 | 0.00 | 0 | 0.00 | 0 | 0.00 | 4 | 80.00 | 0 | 0.00 | 0 | 0.00 | 0 | 0.00 | 0 | 0.00 | 5 |
| **TOTAL UNIT** | | | | | | | | | | | | | | | | | | | | |
| | SUCCESSFUL | 3 | 18.75 | 0 | 0.00 | 2 | 12.50 | 0 | 0.00 | 11 | 68.75 | 0 | 0.00 | 0 | 0.00 | 0 | 0.00 | 0 | 0.00 | 16 |
| | UNSUCCESSFUL | n/a | n/a | n/a | n/a | n/a | n/a | n/a | n/a | n/a | n/a | n/a | n/a | n/a | n/a | n/a | n/a | n/a | n/a | n/a |
| | TOTAL | 3 | 18.75 | 0 | 0.00 | 2 | 12.50 | 0 | 0.00 | 11 | 68.75 | 0 | 0.00 | 0 | 0.00 | 0 | 0.00 | 0 | 0.00 | 16 |
| **Unit 22** | | | | | | | | | | | | | | | | | | | | |
| **Unit/Subunit 22A** | | | | | | | | | | | | | | | | | | | | |
| | SUCCESSFUL | 6 | 40.00 | 0 | 0.00 | 7 | 46.67 | 0 | 0.00 | 1 | 6.67 | 0 | 0.00 | 0 | 0.00 | 0 | 0.00 | 1 | 6.67 | 15 |
| | UNSUCCESSFUL | n/a | n/a | n/a | n/a | n/a | n/a | n/a | n/a | n/a | n/a | n/a | n/a | n/a | n/a | n/a | n/a | n/a | n/a | n/a |
| | TOTAL | 6 | 40.00 | 0 | 0.00 | 7 | 46.67 | 0 | 0.00 | 1 | 6.67 | 0 | 0.00 | 0 | 0.00 | 0 | 0.00 | 1 | 6.67 | 15 |
| **Unit/Subunit 22B** | | | | | | | | | | | | | | | | | | | | |
| | SUCCESSFUL | 0 | 0.00 | 0 | 0.00 | 0 | 0.00 | 2 | 14.29 | 10 | 71.43 | 0 | 0.00 | 1 | 7.14 | 1 | 7.14 | 0 | 0.00 | 14 |
| | UNSUCCESSFUL | 0 | n/a | 0 | n/a | 0 | n/a | 0 | n/a | 0 | n/a | 0 | n/a | 0 | n/a | n/a | n/a | 0 | n/a | 0 |
| | TOTAL | 0 | 0.00 | 0 | 0.00 | 0 | 0.00 | 2 | 14.29 | 10 | 71.43 | 0 | 0.00 | 1 | 7.14 | 1 | 7.14 | 0 | 0.00 | 14 |
| **Unit/Subunit 22C** | | | | | | | | | | | | | | | | | | | | |
| | SUCCESSFUL | 0 | 0.00 | 0 | 0.00 | 0 | 0.00 | 2 | 20.00 | 3 | 30.00 | 0 | 0.00 | 5 | 50.00 | 0 | 0.00 | 0 | 0.00 | 10 |
| | UNSUCCESSFUL | 0 | n/a | 0 | n/a | 0 | n/a | 0 | n/a | 0 | n/a | 0 | n/a | 0 | n/a | n/a | n/a | 0 | n/a | 0 |
| | TOTAL | 0 | 0.00 | 0 | 0.00 | 0 | 0.00 | 2 | 20.00 | 3 | 30.00 | 0 | 0.00 | 5 | 50.00 | 0 | 0.00 | 0 | 0.00 | 10 |
| **Unit/Subunit 22D** | | | | | | | | | | | | | | | | | | | | |
| | SUCCESSFUL | 0 | 0.00 | 0 | 0.00 | 1 | 5.26 | 1 | 5.26 | 12 | 63.16 | 1 | 5.26 | 4 | 21.05 | 0 | 0.00 | 0 | 0.00 | 19 |
| | UNSUCCESSFUL | 0 | n/a | 0 | n/a | 0 | n/a | 0 | n/a | 0 | n/a | 0 | n/a | 0 | n/a | n/a | n/a | 0 | n/a | 0 |
| | TOTAL | 0 | 0.00 | 0 | 0.00 | 1 | 5.26 | 1 | 5.26 | 12 | 63.16 | 1 | 5.26 | 4 | 21.05 | 0 | 0.00 | 0 | 0.00 | 19 |
| **Unit/Subunit 22E** | | | | | | | | | | | | | | | | | | | | |
| | SUCCESSFUL | 0 | 0.00 | 0 | 0.00 | 0 | 0.00 | 0 | 0.00 | 2 | 100.00 | 0 | 0.00 | 0 | 0.00 | 0 | 0.00 | 0 | 0.00 | 2 |
| | UNSUCCESSFUL | 0 | n/a | 0 | n/a | 0 | n/a | 0 | n/a | 0 | n/a | 0 | n/a | 0 | n/a | n/a | n/a | 0 | n/a | 0 |
| | TOTAL | 0 | 0.00 | 0 | 0.00 | 0 | 0.00 | 0 | 0.00 | 2 | 100.00 | 0 | 0.00 | 0 | 0.00 | 0 | 0.00 | 0 | 0.00 | 2 |
| **TOTAL UNIT** | | | | | | | | | | | | | | | | | | | | |
| | SUCCESSFUL | 6 | 10.00 | 0 | 0.00 | 8 | 13.33 | 5 | 8.33 | 28 | 46.67 | 1 | 1.67 | 10 | 16.67 | 1 | 1.67 | 1 | 1.67 | 60 |
| | UNSUCCESSFUL | 0 | n/a | 0 | n/a | 0 | n/a | 0 | n/a | 0 | n/a | 0 | n/a | 0 | n/a | n/a | n/a | 0 | n/a | 0 |
| | TOTAL | 6 | 10.00 | 0 | 0.00 | 8 | 13.33 | 5 | 8.33 | 28 | 46.67 | 1 | 1.67 | 10 | 16.67 | 1 | 1.67 | 1 | 1.67 | 60 |

# 1992-93 TRANSPORTATION METHODS BY SPECIES: BROWN BEAR

| UNIT | SUCCESS | AIRPLANE NUMBER | AIRPLANE % | HORSE/ DOG TEAM NUMBER | HORSE/ DOG TEAM % | BOAT NUMBER | BOAT % | 3-OR-4 WHEELER NUMBER | 3-OR-4 WHEELER % | SNOWMACHINE NUMBER | SNOWMACHINE % | OFF ROAD VEHICLE NUMBER | OFF ROAD VEHICLE % | HIGHWAY VEHICLE NUMBER | HIGHWAY VEHICLE % | WALKING (BEARS ONLY) NUMBER | WALKING (BEARS ONLY) % | UNKNOWN NUMBER | UNKNOWN % | TOTAL NUMBER |
|---|---|---|---|---|---|---|---|---|---|---|---|---|---|---|---|---|---|---|---|---|
| **Unit 23** | | | | | | | | | | | | | | | | | | | | |
| **TOTAL UNIT** | | | | | | | | | | | | | | | | | | | | |
| | SUCCESSFUL | 35 | 77.78 | 0 | 0.00 | 2 | 4.44 | 5 | 11.11 | 2 | 4.44 | 1 | 2.22 | 0 | 0.00 | 0 | 0.00 | 0 | 0.00 | 45 |
| | UNSUCCESSFUL | 0 | n/a | 0 | n/a | 0 | n/a | 0 | n/a | 0 | n/a | 0 | n/a | 0 | n/a | n/a | n/a | 0 | n/a | 0 |
| | TOTAL | 35 | 77.78 | 0 | 0.00 | 2 | 4.44 | 5 | 11.11 | 2 | 4.44 | 1 | 2.22 | 0 | 0.00 | 0 | 0.00 | 0 | 0.00 | 45 |
| **Unit 24** | | | | | | | | | | | | | | | | | | | | |
| **TOTAL UNIT** | | | | | | | | | | | | | | | | | | | | |
| | SUCCESSFUL | 8 | 57.14 | 0 | 0.00 | 1 | 7.14 | 0 | 0.00 | 1 | 7.14 | 0 | 0.00 | 4 | 28.57 | 0 | 0.00 | 0 | 0.00 | 14 |
| | UNSUCCESSFUL | 0 | n/a | 0 | n/a | 0 | n/a | 0 | n/a | 0 | n/a | 0 | n/a | 0 | n/a | n/a | n/a | 0 | n/a | 0 |
| | TOTAL | 8 | 57.14 | 0 | 0.00 | 1 | 7.14 | 0 | 0.00 | 1 | 7.14 | 0 | 0.00 | 4 | 28.57 | 0 | 0.00 | 0 | 0.00 | 14 |
| **Unit 25** | | | | | | | | | | | | | | | | | | | | |
| **Unit/Subunit 25A** | | | | | | | | | | | | | | | | | | | | |
| | SUCCESSFUL | 11 | 68.75 | 2 | 12.50 | 2 | 12.50 | 0 | 0.00 | 0 | 0.00 | 0 | 0.00 | 1 | 6.25 | 0 | 0.00 | 0 | 0.00 | 16 |
| | UNSUCCESSFUL | 0 | n/a | 0 | n/a | 0 | n/a | 0 | n/a | 0 | n/a | 0 | n/a | 0 | n/a | n/a | n/a | 0 | n/a | 0 |
| | TOTAL | 11 | 68.75 | 2 | 12.50 | 2 | 12.50 | 0 | 0.00 | 0 | 0.00 | 0 | 0.00 | 1 | 6.25 | 0 | 0.00 | 0 | 0.00 | 16 |
| **Unit/Subunit 25B** | | | | | | | | | | | | | | | | | | | | |
| | SUCCESSFUL | 0 | 0.00 | 0 | 0.00 | 1 | 100.00 | 0 | 0.00 | 0 | 0.00 | 0 | 0.00 | 0 | 0.00 | 0 | 0.00 | 0 | 0.00 | 1 |
| | UNSUCCESSFUL | n/a | n/a | n/a | n/a | n/a | n/a | n/a | n/a | n/a | n/a | n/a | n/a | n/a | n/a | n/a | n/a | n/a | n/a | n/a |
| | TOTAL | 0 | 0.00 | 0 | 0.00 | 1 | 100.00 | 0 | 0.00 | 0 | 0.00 | 0 | 0.00 | 0 | 0.00 | 0 | 0.00 | 0 | 0.00 | 1 |
| **Unit/Subunit 25D** | | | | | | | | | | | | | | | | | | | | |
| | SUCCESSFUL | 3 | 100.00 | 0 | 0.00 | 0 | 0.00 | 0 | 0.00 | 0 | 0.00 | 0 | 0.00 | 0 | 0.00 | 0 | 0.00 | 0 | 0.00 | 3 |
| | UNSUCCESSFUL | n/a | n/a | n/a | n/a | n/a | n/a | n/a | n/a | n/a | n/a | n/a | n/a | n/a | n/a | n/a | n/a | n/a | n/a | n/a |
| | TOTAL | 3 | 100.00 | 0 | 0.00 | 0 | 0.00 | 0 | 0.00 | 0 | 0.00 | 0 | 0.00 | 0 | 0.00 | 0 | 0.00 | 0 | 0.00 | 3 |
| **TOTAL UNIT** | | | | | | | | | | | | | | | | | | | | |
| | SUCCESSFUL | 14 | 70.00 | 2 | 10.00 | 3 | 15.00 | 0 | 0.00 | 0 | 0.00 | 0 | 0.00 | 1 | 5.00 | 0 | 0.00 | 0 | 0.00 | 20 |
| | UNSUCCESSFUL | n/a | n/a | n/a | n/a | n/a | n/a | n/a | n/a | n/a | n/a | n/a | n/a | n/a | n/a | n/a | n/a | n/a | n/a | n/a |
| | TOTAL | 14 | 70.00 | 2 | 10.00 | 3 | 15.00 | 0 | 0.00 | 0 | 0.00 | 0 | 0.00 | 1 | 5.00 | 0 | 0.00 | 0 | 0.00 | 20 |
| **Unit 26** | | | | | | | | | | | | | | | | | | | | |
| **Unit/Subunit 26A** | | | | | | | | | | | | | | | | | | | | |
| | SUCCESSFUL | 27 | 84.38 | 0 | 0.00 | 0 | 0.00 | 0 | 0.00 | 5 | 15.63 | 0 | 0.00 | 0 | 0.00 | 0 | 0.00 | 0 | 0.00 | 32 |
| | UNSUCCESSFUL | 5 | 100.00 | 0 | 0.00 | 0 | 0.00 | 0 | 0.00 | 0 | 0.00 | 0 | 0.00 | 0 | 0.00 | 0 | 0.00 | 0 | 0.00 | 5 |
| | TOTAL | 32 | 86.49 | 0 | 0.00 | 0 | 0.00 | 0 | 0.00 | 5 | 13.51 | 0 | 0.00 | 0 | 0.00 | 0 | 0.00 | 0 | 0.00 | 37 |
| **Unit/Subunit 26B** | | | | | | | | | | | | | | | | | | | | |
| | SUCCESSFUL | 8 | 66.67 | 0 | 0.00 | 0 | 0.00 | 0 | 0.00 | 0 | 0.00 | 0 | 0.00 | 1 | 8.33 | 3 | 25.00 | 0 | 0.00 | 12 |
| | UNSUCCESSFUL | 0 | n/a | 0 | n/a | 0 | n/a | 0 | n/a | 0 | n/a | 0 | n/a | 0 | n/a | n/a | n/a | 0 | n/a | 0 |
| | TOTAL | 8 | 66.67 | 0 | 0.00 | 0 | 0.00 | 0 | 0.00 | 0 | 0.00 | 0 | 0.00 | 1 | 8.33 | 3 | 25.00 | 0 | 0.00 | 12 |
| **Unit/Subunit 26C** | | | | | | | | | | | | | | | | | | | | |
| | SUCCESSFUL | 3 | 50.00 | 0 | 0.00 | 0 | 0.00 | 0 | 0.00 | 1 | 16.67 | 0 | 0.00 | 0 | 0.00 | 0 | 0.00 | 2 | 33.33 | 6 |
| | UNSUCCESSFUL | 1 | 100.00 | 0 | 0.00 | 0 | 0.00 | 0 | 0.00 | 0 | 0.00 | 0 | 0.00 | 0 | 0.00 | 0 | 0.00 | 0 | 0.00 | 1 |
| | TOTAL | 4 | 57.14 | 0 | 0.00 | 0 | 0.00 | 0 | 0.00 | 1 | 14.29 | 0 | 0.00 | 0 | 0.00 | 0 | 0.00 | 2 | 28.57 | 7 |

# 1992-93 TRANSPORTATION METHODS BY SPECIES: BROWN BEAR

| UNIT | SUCCESS | AIRPLANE NUMBER | AIRPLANE % | HORSE/ DOG TEAM NUMBER | HORSE/ DOG TEAM % | BOAT NUMBER | BOAT % | 3-OR-4 WHEELER NUMBER | 3-OR-4 WHEELER % | SNOWMACHINE NUMBER | SNOWMACHINE % | OFF ROAD VEHICLE NUMBER | OFF ROAD VEHICLE % | HIGHWAY VEHICLE NUMBER | HIGHWAY VEHICLE % | WALKING (BEARS ONLY) NUMBER | WALKING (BEARS ONLY) % | UNKNOWN NUMBER | UNKNOWN % | TOTAL NUMBER |
|---|---|---|---|---|---|---|---|---|---|---|---|---|---|---|---|---|---|---|---|---|
| **Unit 26** | | | | | | | | | | | | | | | | | | | | |
| **TOTAL UNIT** | | | | | | | | | | | | | | | | | | | | |
| | SUCCESSFUL | 38 | 76.00 | 0 | 0.00 | 0 | 0.00 | 0 | 0.00 | 6 | 12.00 | 0 | 0.00 | 1 | 2.00 | 3 | 6.00 | 2 | 4.00 | 50 |
| | UNSUCCESSFUL | 6 | 100.00 | 0 | 0.00 | 0 | 0.00 | 0 | 0.00 | 0 | 0.00 | 0 | 0.00 | 0 | 0.00 | 0 | 0.00 | 0 | 0.00 | 6 |
| | TOTAL | 44 | 78.57 | 0 | 0.00 | 0 | 0.00 | 0 | 0.00 | 6 | 10.71 | 0 | 0.00 | 1 | 1.79 | 3 | 5.36 | 2 | 3.57 | 56 |
| **TOTAL STATEWIDE** | | | | | | | | | | | | | | | | | | | | |
| | SUCCESSFUL | 525 | 49.62 | 24 | 2.27 | 236 | 22.31 | 47 | 4.44 | 71 | 6.71 | 13 | 1.23 | 88 | 8.32 | 40 | 3.78 | 14 | 1.32 | 1058 |
| | UNSUCCESSFUL | 56 | 13.83 | 1 | 0.25 | 251 | 61.98 | 0 | 0.00 | 1 | 0.25 | 0 | 0.00 | 16 | 3.95 | 4 | 0.99 | 76 | 18.77 | 405 |
| | TOTAL | 581 | 39.71 | 25 | 1.71 | 487 | 33.29 | 47 | 3.21 | 72 | 4.92 | 13 | 0.89 | 104 | 7.11 | 44 | 3.01 | 90 | 6.15 | 1463 |

# 1992-93 TRANSPORTATION METHODS BY SPECIES: CARIBOU

| UNIT | SUCCESS | AIRPLANE NUMBER | AIRPLANE % | HORSE/ DOG TEAM NUMBER | HORSE/ DOG TEAM % | BOAT NUMBER | BOAT % | 3-OR-4 WHEELER NUMBER | 3-OR-4 WHEELER % | SNOWMACHINE NUMBER | SNOWMACHINE % | OFF ROAD VEHICLE NUMBER | OFF ROAD VEHICLE % | HIGHWAY VEHICLE NUMBER | HIGHWAY VEHICLE % | WALKING (BEARS ONLY) NUMBER | WALKING (BEARS ONLY) % | UNKNOWN NUMBER | UNKNOWN % | TOTAL NUMBER |
|---|---|---|---|---|---|---|---|---|---|---|---|---|---|---|---|---|---|---|---|---|
| **Unit 07** | | | | | | | | | | | | | | | | | | | | |
| **TOTAL UNIT** | | | | | | | | | | | | | | | | | | | | |
| | SUCCESSFUL | 1 | 6.67 | 4 | 26.67 | 0 | 0.00 | 1 | 6.67 | 0 | 0.00 | 0 | 0.00 | 9 | 60.00 | | | 0 | 0.00 | 15 |
| | UNSUCCESSFUL | 4 | 10.53 | 4 | 10.53 | 0 | 0.00 | 1 | 2.63 | 0 | 0.00 | 0 | 0.00 | 28 | 73.68 | | | 1 | 2.63 | 38 |
| | TOTAL | 5 | 9.43 | 8 | 15.09 | 0 | 0.00 | 2 | 3.77 | 0 | 0.00 | 0 | 0.00 | 37 | 69.81 | | | 1 | 1.89 | 53 |
| **Unit 08** | | | | | | | | | | | | | | | | | | | | |
| **TOTAL UNIT** | | | | | | | | | | | | | | | | | | | | |
| | SUCCESSFUL | 1 | 50.00 | 0 | 0.00 | 1 | 50.00 | 0 | 0.00 | 0 | 0.00 | 0 | 0.00 | 0 | 0.00 | | | 0 | 0.00 | 2 |
| | UNSUCCESSFUL | 5 | 45.45 | 0 | 0.00 | 6 | 54.55 | 0 | 0.00 | 0 | 0.00 | 0 | 0.00 | 0 | 0.00 | | | 0 | 0.00 | 11 |
| | TOTAL | 6 | 46.15 | 0 | 0.00 | 7 | 53.85 | 0 | 0.00 | 0 | 0.00 | 0 | 0.00 | 0 | 0.00 | | | 0 | 0.00 | 13 |
| **Unit 13** | | | | | | | | | | | | | | | | | | | | |
| **Unit/Subunit 13A** | | | | | | | | | | | | | | | | | | | | |
| | SUCCESSFUL | 59 | 7.68 | 15 | 1.95 | 104 | 13.54 | 249 | 32.42 | 38 | 4.95 | 117 | 15.23 | 174 | 22.66 | | | 12 | 1.56 | 768 |
| | UNSUCCESSFUL | 26 | 4.10 | 2 | 0.32 | 60 | 9.46 | 111 | 17.51 | 70 | 11.04 | 65 | 10.25 | 255 | 40.22 | | | 45 | 7.10 | 634 |
| | TOTAL | 85 | 6.06 | 17 | 1.21 | 164 | 11.70 | 360 | 25.68 | 108 | 7.70 | 182 | 12.98 | 429 | 30.60 | | | 57 | 4.07 | 1402 |
| **Unit/Subunit 13B** | | | | | | | | | | | | | | | | | | | | |
| | SUCCESSFUL | 33 | 2.18 | 32 | 2.12 | 87 | 5.75 | 219 | 14.47 | 382 | 25.25 | 78 | 5.16 | 648 | 42.83 | | | 34 | 2.25 | 1513 |
| | UNSUCCESSFUL | 8 | 1.02 | 8 | 1.02 | 32 | 4.06 | 92 | 11.68 | 93 | 11.80 | 45 | 5.71 | 449 | 56.98 | | | 61 | 7.74 | 788 |
| | TOTAL | 41 | 1.78 | 40 | 1.74 | 119 | 5.17 | 311 | 13.52 | 475 | 20.64 | 123 | 5.35 | 1097 | 47.67 | | | 95 | 4.13 | 2301 |
| **Unit/Subunit 13C** | | | | | | | | | | | | | | | | | | | | |
| | SUCCESSFUL | 1 | 2.56 | 0 | 0.00 | 0 | 0.00 | 14 | 35.90 | 4 | 10.26 | 12 | 30.77 | 8 | 20.51 | | | 0 | 0.00 | 39 |
| | UNSUCCESSFUL | 2 | 5.71 | 2 | 5.71 | 1 | 2.86 | 9 | 25.71 | 0 | 0.00 | 7 | 20.00 | 10 | 28.57 | | | 4 | 11.43 | 35 |
| | TOTAL | 3 | 4.05 | 2 | 2.70 | 1 | 1.35 | 23 | 31.08 | 4 | 5.41 | 19 | 25.68 | 18 | 24.32 | | | 4 | 5.41 | 74 |
| **Unit/Subunit 13D** | | | | | | | | | | | | | | | | | | | | |
| | SUCCESSFUL | 0 | 0.00 | 1 | 3.45 | 0 | 0.00 | 4 | 13.79 | 5 | 17.24 | 3 | 10.34 | 15 | 51.72 | | | 1 | 3.45 | 29 |
| | UNSUCCESSFUL | 1 | 3.57 | 1 | 3.57 | 0 | 0.00 | 4 | 14.29 | 3 | 10.71 | 2 | 7.14 | 14 | 50.00 | | | 3 | 10.71 | 28 |
| | TOTAL | 1 | 1.75 | 2 | 3.51 | 0 | 0.00 | 8 | 14.04 | 8 | 14.04 | 5 | 8.77 | 29 | 50.88 | | | 4 | 7.02 | 57 |
| **Unit/Subunit 13E** | | | | | | | | | | | | | | | | | | | | |
| | SUCCESSFUL | 68 | 5.98 | 9 | 0.79 | 16 | 1.41 | 195 | 17.14 | 353 | 31.02 | 61 | 5.36 | 409 | 35.94 | | | 27 | 2.37 | 1138 |
| | UNSUCCESSFUL | 10 | 3.28 | 11 | 3.61 | 8 | 2.62 | 36 | 11.80 | 34 | 11.15 | 19 | 6.23 | 155 | 50.82 | | | 32 | 10.49 | 305 |
| | TOTAL | 78 | 5.41 | 20 | 1.39 | 24 | 1.66 | 231 | 16.01 | 387 | 26.82 | 80 | 5.54 | 564 | 39.09 | | | 59 | 4.09 | 1443 |
| **Unit/Subunit 13Z** | | | | | | | | | | | | | | | | | | | | |
| | SUCCESSFUL | 12 | 2.91 | 3 | 0.73 | 13 | 3.15 | 73 | 17.68 | 97 | 23.49 | 20 | 4.84 | 171 | 41.40 | | | 24 | 5.81 | 413 |
| | UNSUCCESSFUL | 6 | 0.91 | 15 | 2.27 | 14 | 2.11 | 52 | 7.85 | 55 | 8.31 | 27 | 4.08 | 378 | 57.10 | | | 115 | 17.37 | 662 |
| | TOTAL | 18 | 1.67 | 18 | 1.67 | 27 | 2.51 | 125 | 11.63 | 152 | 14.14 | 47 | 4.37 | 549 | 51.07 | | | 139 | 12.93 | 1075 |
| **TOTAL UNIT** | | | | | | | | | | | | | | | | | | | | |
| | SUCCESSFUL | 173 | 4.44 | 60 | 1.54 | 220 | 5.64 | 754 | 19.33 | 879 | 22.54 | 291 | 7.46 | 1425 | 36.54 | | | 98 | 2.51 | 3900 |
| | UNSUCCESSFUL | 53 | 2.16 | 39 | 1.59 | 115 | 4.69 | 304 | 12.40 | 255 | 10.40 | 165 | 6.73 | 1261 | 51.43 | | | 260 | 10.60 | 2452 |
| | TOTAL | 226 | 3.56 | 99 | 1.56 | 335 | 5.27 | 1058 | 16.66 | 1134 | 17.85 | 456 | 7.18 | 2686 | 42.29 | | | 358 | 5.64 | 6352 |

# 1992-93 TRANSPORTATION METHODS BY SPECIES: CARIBOU

| UNIT | SUCCESS | AIRPLANE NUMBER | % | HORSE/ DOG TEAM NUMBER | % | BOAT NUMBER | % | 3-OR-4 WHEELER NUMBER | % | SNOWMACHINE NUMBER | % | OFF ROAD VEHICLE NUMBER | % | HIGHWAY VEHICLE NUMBER | % | WALKING (BEARS ONLY) NUMBER | % | UNKNOWN NUMBER | % | TOTAL NUMBER |
|---|---|---|---|---|---|---|---|---|---|---|---|---|---|---|---|---|---|---|---|---|
| **Unit 14** | | | | | | | | | | | | | | | | | | | | |
| **Unit/Subunit 14A** | | | | | | | | | | | | | | | | | | | | |
| | SUCCESSFUL | 0 | 0.00 | 0 | 0.00 | 0 | 0.00 | 1 | 100.00 | 0 | 0.00 | 0 | 0.00 | 0 | 0.00 | | | 0 | 0.00 | 1 |
| | UNSUCCESSFUL | 0 | 0.00 | 0 | 0.00 | 0 | 0.00 | 0 | 0.00 | 0 | 0.00 | 1 | 100.00 | 0 | 0.00 | | | 0 | 0.00 | 1 |
| | TOTAL | 0 | 0.00 | 0 | 0.00 | 0 | 0.00 | 1 | 50.00 | 0 | 0.00 | 1 | 50.00 | 0 | 0.00 | | | 0 | 0.00 | 2 |
| **Unit/Subunit 14B** | | | | | | | | | | | | | | | | | | | | |
| | SUCCESSFUL | 12 | 35.29 | 0 | 0.00 | 0 | 0.00 | 8 | 23.53 | 6 | 17.65 | 5 | 14.71 | 3 | 8.82 | | | 0 | 0.00 | 34 |
| | UNSUCCESSFUL | 2 | 8.70 | 0 | 0.00 | 2 | 8.70 | 3 | 13.04 | 3 | 13.04 | 0 | 0.00 | 10 | 43.48 | | | 3 | 13.04 | 23 |
| | TOTAL | 14 | 24.56 | 0 | 0.00 | 2 | 3.51 | 11 | 19.30 | 9 | 15.79 | 5 | 8.77 | 13 | 22.81 | | | 3 | 5.26 | 57 |
| **TOTAL UNIT** | | | | | | | | | | | | | | | | | | | | |
| | SUCCESSFUL | 12 | 34.29 | 0 | 0.00 | 0 | 0.00 | 9 | 25.71 | 6 | 17.14 | 5 | 14.29 | 3 | 8.57 | | | 0 | 0.00 | 35 |
| | UNSUCCESSFUL | 2 | 8.33 | 0 | 0.00 | 2 | 8.33 | 3 | 12.50 | 3 | 12.50 | 1 | 4.17 | 10 | 41.67 | | | 3 | 12.50 | 24 |
| | TOTAL | 14 | 23.73 | 0 | 0.00 | 2 | 3.39 | 12 | 20.34 | 9 | 15.25 | 6 | 10.17 | 13 | 22.03 | | | 3 | 5.08 | 59 |
| **Unit 15** | | | | | | | | | | | | | | | | | | | | |
| **Unit/Subunit 15A** | | | | | | | | | | | | | | | | | | | | |
| | SUCCESSFUL | 0 | 0.00 | 0 | 0.00 | 0 | 0.00 | 0 | 0.00 | 0 | 0.00 | 0 | 0.00 | 1 | 100.00 | | | 0 | 0.00 | 1 |
| | UNSUCCESSFUL | 0 | 0.00 | 0 | 0.00 | 0 | 0.00 | 0 | 0.00 | 0 | 0.00 | 0 | 0.00 | 2 | 100.00 | | | 0 | 0.00 | 2 |
| | TOTAL | 0 | 0.00 | 0 | 0.00 | 0 | 0.00 | 0 | 0.00 | 0 | 0.00 | 0 | 0.00 | 3 | 100.00 | | | 0 | 0.00 | 3 |
| **TOTAL UNIT** | | | | | | | | | | | | | | | | | | | | |
| | SUCCESSFUL | 0 | 0.00 | 0 | 0.00 | 0 | 0.00 | 0 | 0.00 | 0 | 0.00 | 0 | 0.00 | 1 | 100.00 | | | 0 | 0.00 | 1 |
| | UNSUCCESSFUL | 0 | 0.00 | 0 | 0.00 | 0 | 0.00 | 0 | 0.00 | 0 | 0.00 | 0 | 0.00 | 2 | 100.00 | | | 0 | 0.00 | 2 |
| | TOTAL | 0 | 0.00 | 0 | 0.00 | 0 | 0.00 | 0 | 0.00 | 0 | 0.00 | 0 | 0.00 | 3 | 100.00 | | | 0 | 0.00 | 3 |
| **Unit 18** | | | | | | | | | | | | | | | | | | | | |
| **TOTAL UNIT** | | | | | | | | | | | | | | | | | | | | |
| | SUCCESSFUL | 4 | 4.60 | 0 | 0.00 | 20 | 22.99 | 0 | 0.00 | 63 | 72.41 | 0 | 0.00 | 0 | 0.00 | | | 0 | 0.00 | 87 |
| | UNSUCCESSFUL | 0 | 0.00 | 0 | 0.00 | 183 | 69.32 | 0 | 0.00 | 78 | 29.55 | 0 | 0.00 | 0 | 0.00 | | | 3 | 1.14 | 264 |
| | TOTAL | 4 | 1.14 | 0 | 0.00 | 203 | 57.83 | 0 | 0.00 | 141 | 40.17 | 0 | 0.00 | 0 | 0.00 | | | 3 | 0.85 | 351 |
| **Unit 19** | | | | | | | | | | | | | | | | | | | | |
| **Unit/Subunit 19A** | | | | | | | | | | | | | | | | | | | | |
| | SUCCESSFUL | 33 | 64.71 | 0 | 0.00 | 15 | 29.41 | 1 | 1.96 | 2 | 3.92 | 0 | 0.00 | 0 | 0.00 | | | 0 | 0.00 | 51 |
| | UNSUCCESSFUL | 0 | n/a | 0 | n/a | 0 | n/a | 0 | n/a | 0 | n/a | 0 | n/a | 0 | n/a | | | 0 | n/a | 0 |
| | TOTAL | 33 | 64.71 | 0 | 0.00 | 15 | 29.41 | 1 | 1.96 | 2 | 3.92 | 0 | 0.00 | 0 | 0.00 | | | 0 | 0.00 | 51 |
| **Unit/Subunit 19B** | | | | | | | | | | | | | | | | | | | | |
| | SUCCESSFUL | 293 | 93.31 | 0 | 0.00 | 16 | 5.10 | 2 | 0.64 | 2 | 0.64 | 1 | 0.32 | 0 | 0.00 | | | 0 | 0.00 | 314 |
| | UNSUCCESSFUL | 0 | n/a | 0 | n/a | 0 | n/a | 0 | n/a | 0 | n/a | 0 | n/a | 0 | n/a | | | 0 | n/a | 0 |
| | TOTAL | 293 | 93.31 | 0 | 0.00 | 16 | 5.10 | 2 | 0.64 | 2 | 0.64 | 1 | 0.32 | 0 | 0.00 | | | 0 | 0.00 | 314 |
| **Unit/Subunit 19C** | | | | | | | | | | | | | | | | | | | | |
| | SUCCESSFUL | 104 | 88.89 | 10 | 8.55 | 0 | 0.00 | 1 | 0.85 | 0 | 0.00 | 2 | 1.71 | 0 | 0.00 | | | 0 | 0.00 | 117 |
| | UNSUCCESSFUL | 0 | n/a | 0 | n/a | 0 | n/a | 0 | n/a | 0 | n/a | 0 | n/a | 0 | n/a | | | 0 | n/a | 0 |
| | TOTAL | 104 | 88.89 | 10 | 8.55 | 0 | 0.00 | 1 | 0.85 | 0 | 0.00 | 2 | 1.71 | 0 | 0.00 | | | 0 | 0.00 | 117 |

# 1992-93 TRANSPORTATION METHODS BY SPECIES: CARIBOU

| UNIT | SUCCESS | AIRPLANE NUMBER | AIRPLANE % | HORSE/ DOG TEAM NUMBER | HORSE/ DOG TEAM % | BOAT NUMBER | BOAT % | 3-OR-4 WHEELER NUMBER | 3-OR-4 WHEELER % | SNOWMACHINE NUMBER | SNOWMACHINE % | OFF ROAD VEHICLE NUMBER | OFF ROAD VEHICLE % | HIGHWAY VEHICLE NUMBER | HIGHWAY VEHICLE % | WALKING (BEARS ONLY) NUMBER | WALKING (BEARS ONLY) % | UNKNOWN NUMBER | UNKNOWN % | TOTAL NUMBER |
|---|---|---|---|---|---|---|---|---|---|---|---|---|---|---|---|---|---|---|---|---|
| **Unit 19** | | | | | | | | | | | | | | | | | | | | |
| **Unit/Subunit 19D** | | | | | | | | | | | | | | | | | | | | |
| | SUCCESSFUL | 10 | 52.63 | 0 | 0.00 | 3 | 15.79 | 6 | 31.58 | 0 | 0.00 | 0 | 0.00 | 0 | 0.00 | | | 0 | 0.00 | 19 |
| | UNSUCCESSFUL | 0 | n/a | 0 | n/a | 0 | n/a | 0 | n/a | 0 | n/a | 0 | n/a | 0 | n/a | | | 0 | n/a | 0 |
| | TOTAL | 10 | 52.63 | 0 | 0.00 | 3 | 15.79 | 6 | 31.58 | 0 | 0.00 | 0 | 0.00 | 0 | 0.00 | | | 0 | 0.00 | 19 |
| **TOTAL UNIT** | | | | | | | | | | | | | | | | | | | | |
| | SUCCESSFUL | 440 | 87.82 | 10 | 2.00 | 34 | 6.79 | 10 | 2.00 | 4 | 0.80 | 3 | 0.60 | 0 | 0.00 | | | 0 | 0.00 | 501 |
| | UNSUCCESSFUL | 0 | n/a | 0 | n/a | 0 | n/a | 0 | n/a | 0 | n/a | 0 | n/a | 0 | n/a | | | 0 | n/a | 0 |
| | TOTAL | 440 | 87.82 | 10 | 2.00 | 34 | 6.79 | 10 | 2.00 | 4 | 0.80 | 3 | 0.60 | 0 | 0.00 | | | 0 | 0.00 | 501 |
| **Unit 20** | | | | | | | | | | | | | | | | | | | | |
| **Unit/Subunit 20B** | | | | | | | | | | | | | | | | | | | | |
| | SUCCESSFUL | 0 | 0.00 | 0 | 0.00 | 0 | 0.00 | 0 | 0.00 | 1 | 100.00 | 0 | 0.00 | 0 | 0.00 | | | 0 | 0.00 | 1 |
| | UNSUCCESSFUL | 0 | 0.00 | 0 | 0.00 | 0 | 0.00 | 0 | 0.00 | 6 | 60.00 | 0 | 0.00 | 3 | 30.00 | | | 1 | 10.00 | 10 |
| | TOTAL | 0 | 0.00 | 0 | 0.00 | 0 | 0.00 | 0 | 0.00 | 7 | 63.64 | 0 | 0.00 | 3 | 27.27 | | | 1 | 9.09 | 11 |
| **Unit/Subunit 20E** | | | | | | | | | | | | | | | | | | | | |
| | SUCCESSFUL | 0 | 0.00 | 1 | 0.30 | 2 | 0.59 | 214 | 63.50 | 20 | 5.93 | 22 | 6.53 | 68 | 20.18 | | | 10 | 2.97 | 337 |
| | UNSUCCESSFUL | 3 | 0.46 | 4 | 0.61 | 1 | 0.15 | 247 | 37.94 | 15 | 2.30 | 39 | 5.99 | 260 | 39.94 | | | 82 | 12.60 | 651 |
| | TOTAL | 3 | 0.30 | 5 | 0.51 | 3 | 0.30 | 461 | 46.66 | 35 | 3.54 | 61 | 6.17 | 328 | 33.20 | | | 92 | 9.31 | 988 |
| **Unit/Subunit 20F** | | | | | | | | | | | | | | | | | | | | |
| | SUCCESSFUL | n/a | n/a | n/a | n/a | n/a | n/a | n/a | n/a | n/a | n/a | n/a | n/a | n/a | n/a | | | n/a | n/a | 0 |
| | UNSUCCESSFUL | 0 | 0.00 | 0 | 0.00 | 0 | 0.00 | 0 | 0.00 | 1 | 100.00 | 0 | 0.00 | 0 | 0.00 | | | 0 | 0.00 | 1 |
| | TOTAL | 0 | 0.00 | 0 | 0.00 | 0 | 0.00 | 0 | 0.00 | 1 | 100.00 | 0 | 0.00 | 0 | 0.00 | | | 0 | 0.00 | 1 |
| **TOTAL UNIT** | | | | | | | | | | | | | | | | | | | | |
| | SUCCESSFUL | 0 | 0.00 | 1 | 0.30 | 2 | 0.59 | 214 | 63.31 | 21 | 6.21 | 22 | 6.51 | 68 | 20.12 | | | 10 | 2.96 | 338 |
| | UNSUCCESSFUL | 3 | 0.45 | 4 | 0.60 | 1 | 0.15 | 247 | 37.31 | 22 | 3.32 | 39 | 5.89 | 263 | 39.73 | | | 83 | 12.54 | 662 |
| | TOTAL | 3 | 0.30 | 5 | 0.50 | 3 | 0.30 | 461 | 46.10 | 43 | 4.30 | 61 | 6.10 | 331 | 33.10 | | | 93 | 9.30 | 1000 |
| **Unit 21** | | | | | | | | | | | | | | | | | | | | |
| **Unit/Subunit 21A** | | | | | | | | | | | | | | | | | | | | |
| | SUCCESSFUL | 1 | 33.33 | 0 | 0.00 | 0 | 0.00 | 0 | 0.00 | 2 | 66.67 | 0 | 0.00 | 0 | 0.00 | | | 0 | 0.00 | 3 |
| | UNSUCCESSFUL | 0 | n/a | 0 | n/a | 0 | n/a | 0 | n/a | 0 | n/a | 0 | n/a | 0 | n/a | | | 0 | n/a | 0 |
| | TOTAL | 1 | 33.33 | 0 | 0.00 | 0 | 0.00 | 0 | 0.00 | 2 | 66.67 | 0 | 0.00 | 0 | 0.00 | | | 0 | 0.00 | 3 |
| **TOTAL UNIT** | | | | | | | | | | | | | | | | | | | | |
| | SUCCESSFUL | 1 | 33.33 | 0 | 0.00 | 0 | 0.00 | 0 | 0.00 | 2 | 66.67 | 0 | 0.00 | 0 | 0.00 | | | 0 | 0.00 | 3 |
| | UNSUCCESSFUL | 0 | n/a | 0 | n/a | 0 | n/a | 0 | n/a | 0 | n/a | 0 | n/a | 0 | n/a | | | 0 | n/a | 0 |
| | TOTAL | 1 | 33.33 | 0 | 0.00 | 0 | 0.00 | 0 | 0.00 | 2 | 66.67 | 0 | 0.00 | 0 | 0.00 | | | 0 | 0.00 | 3 |
| **Unit 25** | | | | | | | | | | | | | | | | | | | | |
| **Unit/Subunit 25A** | | | | | | | | | | | | | | | | | | | | |
| | SUCCESSFUL | 43 | 91.49 | 1 | 2.13 | 3 | 6.38 | 0 | 0.00 | 0 | 0.00 | 0 | 0.00 | 0 | 0.00 | | | 0 | 0.00 | 47 |
| | UNSUCCESSFUL | 0 | n/a | 0 | n/a | 0 | n/a | 0 | n/a | 0 | n/a | 0 | n/a | 0 | n/a | | | 0 | n/a | 0 |
| | TOTAL | 43 | 91.49 | 1 | 2.13 | 3 | 6.38 | 0 | 0.00 | 0 | 0.00 | 0 | 0.00 | 0 | 0.00 | | | 0 | 0.00 | 47 |

# 1992-93 TRANSPORTATION METHODS BY SPECIES: CARIBOU

| UNIT | SUCCESS | AIRPLANE NUMBER | % | HORSE/ DOG TEAM NUMBER | % | BOAT NUMBER | % | 3-OR-4 WHEELER NUMBER | % | SNOWMACHINE NUMBER | % | OFF ROAD VEHICLE NUMBER | % | HIGHWAY VEHICLE NUMBER | % | WALKING (BEARS ONLY) NUMBER | % | UNKNOWN NUMBER | % | TOTAL NUMBER |
|---|---|---|---|---|---|---|---|---|---|---|---|---|---|---|---|---|---|---|---|---|
| **Unit 25** | | | | | | | | | | | | | | | | | | | | |
| **Unit/Subunit 25B** | | | | | | | | | | | | | | | | | | | | |
| | SUCCESSFUL | 0 | 0.00 | 0 | 0.00 | 16 | 88.89 | 0 | 0.00 | 2 | 11.11 | 0 | 0.00 | 0 | 0.00 | | | 0 | 0.00 | 18 |
| | UNSUCCESSFUL | 0 | n/a | 0 | n/a | 0 | n/a | 0 | n/a | 0 | n/a | 0 | n/a | 0 | n/a | | | 0 | n/a | 0 |
| | TOTAL | 0 | 0.00 | 0 | 0.00 | 16 | 88.89 | 0 | 0.00 | 2 | 11.11 | 0 | 0.00 | 0 | 0.00 | | | 0 | 0.00 | 18 |
| **Unit/Subunit 25C** | | | | | | | | | | | | | | | | | | | | |
| | SUCCESSFUL | 0 | 0.00 | 1 | 50.00 | 0 | 0.00 | 0 | 0.00 | 1 | 50.00 | 0 | 0.00 | 0 | 0.00 | | | 0 | 0.00 | 2 |
| | UNSUCCESSFUL | 0 | 0.00 | 1 | 12.50 | 0 | 0.00 | 0 | 0.00 | 6 | 75.00 | 0 | 0.00 | 0 | 0.00 | | | 1 | 12.50 | 8 |
| | TOTAL | 0 | 0.00 | 2 | 20.00 | 0 | 0.00 | 0 | 0.00 | 7 | 70.00 | 0 | 0.00 | 0 | 0.00 | | | 1 | 10.00 | 10 |
| **TOTAL UNIT** | | | | | | | | | | | | | | | | | | | | |
| | SUCCESSFUL | 43 | 64.18 | 2 | 2.99 | 19 | 28.36 | 0 | 0.00 | 3 | 4.48 | 0 | 0.00 | 0 | 0.00 | | | 0 | 0.00 | 67 |
| | UNSUCCESSFUL | 0 | 0.00 | 1 | 12.50 | 0 | 0.00 | 0 | 0.00 | 6 | 75.00 | 0 | 0.00 | 0 | 0.00 | | | 1 | 12.50 | 8 |
| | TOTAL | 43 | 57.33 | 3 | 4.00 | 19 | 25.33 | 0 | 0.00 | 9 | 12.00 | 0 | 0.00 | 0 | 0.00 | | | 1 | 1.33 | 75 |
| **Unit 26** | | | | | | | | | | | | | | | | | | | | |
| **Unit/Subunit 26A** | | | | | | | | | | | | | | | | | | | | |
| | SUCCESSFUL | 110 | 76.39 | 0 | 0.00 | 34 | 23.61 | 0 | 0.00 | 0 | 0.00 | 0 | 0.00 | 0 | 0.00 | | | 0 | 0.00 | 144 |
| | UNSUCCESSFUL | 0 | n/a | 0 | n/a | 0 | n/a | 0 | n/a | 0 | n/a | 0 | n/a | 0 | n/a | | | 0 | n/a | 0 |
| | TOTAL | 110 | 76.39 | 0 | 0.00 | 34 | 23.61 | 0 | 0.00 | 0 | 0.00 | 0 | 0.00 | 0 | 0.00 | | | 0 | 0.00 | 144 |
| **Unit/Subunit 26B** | | | | | | | | | | | | | | | | | | | | |
| | SUCCESSFUL | 98 | 25.99 | 7 | 1.86 | 18 | 4.77 | 6 | 1.59 | 0 | 0.00 | 1 | 0.27 | 247 | 65.52 | | | 0 | 0.00 | 377 |
| | UNSUCCESSFUL | 0 | n/a | 0 | n/a | 0 | n/a | 0 | n/a | 0 | n/a | 0 | n/a | 0 | n/a | | | 0 | n/a | 0 |
| | TOTAL | 98 | 25.99 | 7 | 1.86 | 18 | 4.77 | 6 | 1.59 | 0 | 0.00 | 1 | 0.27 | 247 | 65.52 | | | 0 | 0.00 | 377 |
| **Unit/Subunit 26C** | | | | | | | | | | | | | | | | | | | | |
| | SUCCESSFUL | 4 | 13.79 | 0 | 0.00 | 13 | 44.83 | 12 | 41.38 | 0 | 0.00 | 0 | 0.00 | 0 | 0.00 | | | 0 | 0.00 | 29 |
| | UNSUCCESSFUL | 0 | n/a | 0 | n/a | 0 | n/a | 0 | n/a | 0 | n/a | 0 | n/a | 0 | n/a | | | 0 | n/a | 0 |
| | TOTAL | 4 | 13.79 | 0 | 0.00 | 13 | 44.83 | 12 | 41.38 | 0 | 0.00 | 0 | 0.00 | 0 | 0.00 | | | 0 | 0.00 | 29 |
| **TOTAL UNIT** | | | | | | | | | | | | | | | | | | | | |
| | SUCCESSFUL | 212 | 38.55 | 7 | 1.27 | 65 | 11.82 | 18 | 3.27 | 0 | 0.00 | 1 | 0.18 | 247 | 44.91 | | | 0 | 0.00 | 550 |
| | UNSUCCESSFUL | 0 | n/a | 0 | n/a | 0 | n/a | 0 | n/a | 0 | n/a | 0 | n/a | 0 | n/a | | | 0 | n/a | 0 |
| | TOTAL | 212 | 38.55 | 7 | 1.27 | 65 | 11.82 | 18 | 3.27 | 0 | 0.00 | 1 | 0.18 | 247 | 44.91 | | | 0 | 0.00 | 550 |
| **TOTAL STATEWIDE** | | | | | | | | | | | | | | | | | | | | |
| | SUCCESSFUL | 887 | 16.13 | 84 | 1.53 | 361 | 6.56 | 1006 | 18.29 | 978 | 17.79 | 322 | 5.86 | 1753 | 31.88 | | | 108 | 1.96 | 5499 |
| | UNSUCCESSFUL | 67 | 1.94 | 48 | 1.39 | 307 | 8.87 | 555 | 16.04 | 364 | 10.52 | 205 | 5.92 | 1564 | 45.19 | | | 351 | 10.14 | 3461 |
| | TOTAL | 954 | 10.65 | 132 | 1.47 | 668 | 7.46 | 1561 | 17.42 | 1342 | 14.98 | 527 | 5.88 | 3317 | 37.02 | | | 459 | 5.12 | 8960 |

# 1992-93 TRANSPORTATION METHODS BY SPECIES: DEER

| UNIT | SUCCESS | AIRPLANE NUMBER | AIRPLANE % | HORSE/ DOG TEAM NUMBER | HORSE/ DOG TEAM % | BOAT NUMBER | BOAT % | 3-OR-4 WHEELER NUMBER | 3-OR-4 WHEELER % | SNOWMACHINE NUMBER | SNOWMACHINE % | OFF ROAD VEHICLE NUMBER | OFF ROAD VEHICLE % | HIGHWAY VEHICLE NUMBER | HIGHWAY VEHICLE % | WALKING (BEARS ONLY) NUMBER | WALKING (BEARS ONLY) % | UNKNOWN NUMBER | UNKNOWN % | TOTAL NUMBER |
|---|---|---|---|---|---|---|---|---|---|---|---|---|---|---|---|---|---|---|---|---|
| **Unit 03** | | | | | | | | | | | | | | | | | | | | |
| **TOTAL UNIT** | | | | | | | | | | | | | | | | | | | | |
| | SUCCESSFUL | 0 | 0.00 | 0 | 0.00 | 19 | 10.16 | 0 | 0.00 | 0 | 0.00 | 0 | 0.00 | 168 | 89.84 | | | 0 | 0.00 | 187 |
| | UNSUCCESSFUL | 0 | 0.00 | 0 | 0.00 | 33 | 7.38 | 0 | 0.00 | 0 | 0.00 | 0 | 0.00 | 414 | 92.62 | | | 0 | 0.00 | 447 |
| | TOTAL | 0 | 0.00 | 0 | 0.00 | 52 | 8.20 | 0 | 0.00 | 0 | 0.00 | 0 | 0.00 | 582 | 91.80 | | | 0 | 0.00 | 634 |
| **Unit 06** | | | | | | | | | | | | | | | | | | | | |
| **Unit/Subunit 06C** | | | | | | | | | | | | | | | | | | | | |
| | SUCCESSFUL | 0 | 0.00 | 0 | 0.00 | 4 | 100.00 | 0 | 0.00 | 0 | 0.00 | 0 | 0.00 | 0 | 0.00 | | | 0 | 0.00 | 4 |
| | UNSUCCESSFUL | 5 | 55.56 | 0 | 0.00 | 0 | 0.00 | 0 | 0.00 | 0 | 0.00 | 0 | 0.00 | 4 | 44.44 | | | 0 | 0.00 | 9 |
| | TOTAL | 5 | 38.46 | 0 | 0.00 | 4 | 30.77 | 0 | 0.00 | 0 | 0.00 | 0 | 0.00 | 4 | 30.77 | | | 0 | 0.00 | 13 |
| **Unit/Subunit 06D** | | | | | | | | | | | | | | | | | | | | |
| | SUCCESSFUL | 229 | 27.83 | 4 | 0.49 | 552 | 67.07 | 0 | 0.00 | 0 | 0.00 | 0 | 0.00 | 38 | 4.62 | | | 0 | 0.00 | 823 |
| | UNSUCCESSFUL | 187 | 35.28 | 0 | 0.00 | 331 | 62.45 | 4 | 0.75 | 0 | 0.00 | 0 | 0.00 | 8 | 1.51 | | | 0 | 0.00 | 530 |
| | TOTAL | 416 | 30.75 | 4 | 0.30 | 883 | 65.26 | 4 | 0.30 | 0 | 0.00 | 0 | 0.00 | 46 | 3.40 | | | 0 | 0.00 | 1353 |
| **TOTAL UNIT** | | | | | | | | | | | | | | | | | | | | |
| | SUCCESSFUL | 229 | 27.69 | 4 | 0.48 | 556 | 67.23 | 0 | 0.00 | 0 | 0.00 | 0 | 0.00 | 38 | 4.59 | | | 0 | 0.00 | 827 |
| | UNSUCCESSFUL | 192 | 35.62 | 0 | 0.00 | 331 | 61.41 | 4 | 0.74 | 0 | 0.00 | 0 | 0.00 | 12 | 2.23 | | | 0 | 0.00 | 539 |
| | TOTAL | 421 | 30.82 | 4 | 0.29 | 887 | 64.93 | 4 | 0.29 | 0 | 0.00 | 0 | 0.00 | 50 | 3.66 | | | 0 | 0.00 | 1366 |
| **Unit 08** | | | | | | | | | | | | | | | | | | | | |
| **TOTAL UNIT** | | | | | | | | | | | | | | | | | | | | |
| | SUCCESSFUL | 1254 | 45.70 | 16 | 0.58 | 1202 | 43.80 | 92 | 3.35 | 0 | 0.00 | 21 | 0.77 | 159 | 5.79 | | | 0 | 0.00 | 2744 |
| | UNSUCCESSFUL | 504 | 35.57 | 9 | 0.64 | 467 | 32.96 | 105 | 7.41 | 0 | 0.00 | 62 | 4.38 | 270 | 19.05 | | | 0 | 0.00 | 1417 |
| | TOTAL | 1758 | 42.25 | 25 | 0.60 | 1669 | 40.11 | 197 | 4.73 | 0 | 0.00 | 83 | 1.99 | 429 | 10.31 | | | 0 | 0.00 | 4161 |
| **TOTAL STATEWIDE** | | | | | | | | | | | | | | | | | | | | |
| | SUCCESSFUL | 1483 | 39.46 | 20 | 0.53 | 1777 | 47.29 | 92 | 2.45 | 0 | 0.00 | 21 | 0.56 | 365 | 9.71 | | | 0 | 0.00 | 3758 |
| | UNSUCCESSFUL | 696 | 28.96 | 9 | 0.37 | 831 | 34.58 | 109 | 4.54 | 0 | 0.00 | 62 | 2.58 | 696 | 28.96 | | | 0 | 0.00 | 2403 |
| | TOTAL | 2179 | 35.37 | 29 | 0.47 | 2608 | 42.33 | 201 | 3.26 | 0 | 0.00 | 83 | 1.35 | 1061 | 17.22 | | | 0 | 0.00 | 6161 |

# *1992-93 TRANSPORTATION METHODS BY SPECIES: ELK*

| UNIT | SUCCESS | AIRPLANE NUMBER | % | HORSE/ DOG TEAM NUMBER | % | BOAT NUMBER | % | 3-OR-4 WHEELER NUMBER | % | SNOWMACHINE NUMBER | % | OFF ROAD VEHICLE NUMBER | % | HIGHWAY VEHICLE NUMBER | % | WALKING (BEARS ONLY) NUMBER | % | UNKNOWN NUMBER | % | TOTAL NUMBER |
|---|---|---|---|---|---|---|---|---|---|---|---|---|---|---|---|---|---|---|---|---|
| **Unit 08** | | | | | | | | | | | | | | | | | | | | |
| **TOTAL UNIT** | | | | | | | | | | | | | | | | | | | | |
| | SUCCESSFUL | 30 | 45.45 | 2 | 3.03 | 21 | 31.82 | 0 | 0.00 | 0 | 0.00 | 0 | 0.00 | 11 | 16.67 | | | 2 | 3.03 | 66 |
| | UNSUCCESSFUL | 162 | 48.07 | 39 | 11.57 | 98 | 29.08 | 1 | 0.30 | 0 | 0.00 | 0 | 0.00 | 18 | 5.34 | | | 19 | 5.64 | 337 |
| | TOTAL | 192 | 47.64 | 41 | 10.17 | 119 | 29.53 | 1 | 0.25 | 0 | 0.00 | 0 | 0.00 | 29 | 7.20 | | | 21 | 5.21 | 403 |
| **TOTAL STATEWIDE** | | | | | | | | | | | | | | | | | | | | |
| | SUCCESSFUL | 30 | 45.45 | 2 | 3.03 | 21 | 31.82 | 0 | 0.00 | 0 | 0.00 | 0 | 0.00 | 11 | 16.67 | | | 2 | 3.03 | 66 |
| | UNSUCCESSFUL | 162 | 48.07 | 39 | 11.57 | 98 | 29.08 | 1 | 0.30 | 0 | 0.00 | 0 | 0.00 | 18 | 5.34 | | | 19 | 5.64 | 337 |
| | TOTAL | 192 | 47.64 | 41 | 10.17 | 119 | 29.53 | 1 | 0.25 | 0 | 0.00 | 0 | 0.00 | 29 | 7.20 | | | 21 | 5.21 | 403 |

# 1992-93 TRANSPORTATION METHODS BY SPECIES: LYNX

| UNIT / SUCCESS | AIRPLANE NUMBER | AIRPLANE % | HORSE/ DOG TEAM NUMBER | HORSE/ DOG TEAM % | BOAT NUMBER | BOAT % | 3-OR-4 WHEELER NUMBER | 3-OR-4 WHEELER % | SNOWMACHINE NUMBER | SNOWMACHINE % | OFF ROAD VEHICLE NUMBER | OFF ROAD VEHICLE % | HIGHWAY VEHICLE NUMBER | HIGHWAY VEHICLE % | WALKING (BEARS ONLY) NUMBER | WALKING (BEARS ONLY) % | UNKNOWN NUMBER | UNKNOWN % | TOTAL NUMBER |
|---|---|---|---|---|---|---|---|---|---|---|---|---|---|---|---|---|---|---|---|
| **Unit 01** | | | | | | | | | | | | | | | | | | | |
| **Unit/Subunit 01D** | | | | | | | | | | | | | | | | | | | |
| SUCCESSFUL | 1 | 14.29 | 0 | 0.00 | 1 | 14.29 | 0 | 0.00 | 3 | 42.86 | 0 | 0.00 | 2 | 28.57 | | | 0 | 0.00 | 7 |
| UNSUCCESSFUL | n/a | n/a | n/a | n/a | n/a | n/a | n/a | n/a | n/a | n/a | n/a | n/a | n/a | n/a | | | n/a | n/a | n/a |
| TOTAL | 1 | 14.29 | 0 | 0.00 | 1 | 14.29 | 0 | 0.00 | 3 | 42.86 | 0 | 0.00 | 2 | 28.57 | | | 0 | 0.00 | 7 |
| **TOTAL UNIT** | | | | | | | | | | | | | | | | | | | |
| SUCCESSFUL | 1 | 14.29 | 0 | 0.00 | 1 | 14.29 | 0 | 0.00 | 3 | 42.86 | 0 | 0.00 | 2 | 28.57 | | | 0 | 0.00 | 7 |
| UNSUCCESSFUL | n/a | n/a | n/a | n/a | n/a | n/a | n/a | n/a | n/a | n/a | n/a | n/a | n/a | n/a | | | n/a | n/a | n/a |
| TOTAL | 1 | 14.29 | 0 | 0.00 | 1 | 14.29 | 0 | 0.00 | 3 | 42.86 | 0 | 0.00 | 2 | 28.57 | | | 0 | 0.00 | 7 |
| **Unit 06** | | | | | | | | | | | | | | | | | | | |
| **Unit/Subunit 06D** | | | | | | | | | | | | | | | | | | | |
| SUCCESSFUL | 0 | 0.00 | 0 | 0.00 | 0 | 0.00 | 0 | 0.00 | 2 | 66.67 | 0 | 0.00 | 1 | 33.33 | | | 0 | 0.00 | 3 |
| UNSUCCESSFUL | n/a | n/a | n/a | n/a | n/a | n/a | n/a | n/a | n/a | n/a | n/a | n/a | n/a | n/a | | | n/a | n/a | n/a |
| TOTAL | 0 | 0.00 | 0 | 0.00 | 0 | 0.00 | 0 | 0.00 | 2 | 66.67 | 0 | 0.00 | 1 | 33.33 | | | 0 | 0.00 | 3 |
| **TOTAL UNIT** | | | | | | | | | | | | | | | | | | | |
| SUCCESSFUL | 0 | 0.00 | 0 | 0.00 | 0 | 0.00 | 0 | 0.00 | 2 | 66.67 | 0 | 0.00 | 1 | 33.33 | | | 0 | 0.00 | 3 |
| UNSUCCESSFUL | n/a | n/a | n/a | n/a | n/a | n/a | n/a | n/a | n/a | n/a | n/a | n/a | n/a | n/a | | | n/a | n/a | n/a |
| TOTAL | 0 | 0.00 | 0 | 0.00 | 0 | 0.00 | 0 | 0.00 | 2 | 66.67 | 0 | 0.00 | 1 | 33.33 | | | 0 | 0.00 | 3 |
| **Unit 07** | | | | | | | | | | | | | | | | | | | |
| **TOTAL UNIT** | | | | | | | | | | | | | | | | | | | |
| SUCCESSFUL | 0 | 0.00 | 0 | 0.00 | 0 | 0.00 | 0 | 0.00 | 0 | 0.00 | 0 | 0.00 | 1 | 100.00 | | | 0 | 0.00 | 1 |
| UNSUCCESSFUL | n/a | n/a | n/a | n/a | n/a | n/a | n/a | n/a | n/a | n/a | n/a | n/a | n/a | n/a | | | n/a | n/a | n/a |
| TOTAL | 0 | 0.00 | 0 | 0.00 | 0 | 0.00 | 0 | 0.00 | 0 | 0.00 | 0 | 0.00 | 1 | 100.00 | | | 0 | 0.00 | 1 |
| **Unit 09** | | | | | | | | | | | | | | | | | | | |
| **Unit/Subunit 09B** | | | | | | | | | | | | | | | | | | | |
| SUCCESSFUL | 0 | 0.00 | 0 | 0.00 | 0 | 0.00 | 3 | 12.50 | 21 | 87.50 | 0 | 0.00 | 0 | 0.00 | | | 0 | 0.00 | 24 |
| UNSUCCESSFUL | n/a | n/a | n/a | n/a | n/a | n/a | n/a | n/a | n/a | n/a | n/a | n/a | n/a | n/a | | | n/a | n/a | n/a |
| TOTAL | 0 | 0.00 | 0 | 0.00 | 0 | 0.00 | 3 | 12.50 | 21 | 87.50 | 0 | 0.00 | 0 | 0.00 | | | 0 | 0.00 | 24 |
| **Unit/Subunit 09C** | | | | | | | | | | | | | | | | | | | |
| SUCCESSFUL | 0 | 0.00 | 0 | 0.00 | 0 | 0.00 | 4 | 23.53 | 2 | 11.76 | 0 | 0.00 | 6 | 35.29 | | | 5 | 29.41 | 17 |
| UNSUCCESSFUL | n/a | n/a | n/a | n/a | n/a | n/a | n/a | n/a | n/a | n/a | n/a | n/a | n/a | n/a | | | n/a | n/a | n/a |
| TOTAL | 0 | 0.00 | 0 | 0.00 | 0 | 0.00 | 4 | 23.53 | 2 | 11.76 | 0 | 0.00 | 6 | 35.29 | | | 5 | 29.41 | 17 |
| **Unit/Subunit 09E** | | | | | | | | | | | | | | | | | | | |
| SUCCESSFUL | 0 | 0.00 | 0 | 0.00 | 0 | 0.00 | 2 | 100.00 | 0 | 0.00 | 0 | 0.00 | 0 | 0.00 | | | 0 | 0.00 | 2 |
| UNSUCCESSFUL | n/a | n/a | n/a | n/a | n/a | n/a | n/a | n/a | n/a | n/a | n/a | n/a | n/a | n/a | | | n/a | n/a | n/a |
| TOTAL | 0 | 0.00 | 0 | 0.00 | 0 | 0.00 | 2 | 100.00 | 0 | 0.00 | 0 | 0.00 | 0 | 0.00 | | | 0 | 0.00 | 2 |
| **TOTAL UNIT** | | | | | | | | | | | | | | | | | | | |
| SUCCESSFUL | 0 | 0.00 | 0 | 0.00 | 0 | 0.00 | 9 | 20.93 | 23 | 53.49 | 0 | 0.00 | 6 | 13.95 | | | 5 | 11.63 | 43 |
| UNSUCCESSFUL | n/a | n/a | n/a | n/a | n/a | n/a | n/a | n/a | n/a | n/a | n/a | n/a | n/a | n/a | | | n/a | n/a | n/a |
| TOTAL | 0 | 0.00 | 0 | 0.00 | 0 | 0.00 | 9 | 20.93 | 23 | 53.49 | 0 | 0.00 | 6 | 13.95 | | | 5 | 11.63 | 43 |

# 1992-93 TRANSPORTATION METHODS BY SPECIES: LYNX

| UNIT | SUCCESS | AIRPLANE NUMBER | AIRPLANE % | HORSE/ DOG TEAM NUMBER | HORSE/ DOG TEAM % | BOAT NUMBER | BOAT % | 3-OR-4 WHEELER NUMBER | 3-OR-4 WHEELER % | SNOWMACHINE NUMBER | SNOWMACHINE % | OFF ROAD VEHICLE NUMBER | OFF ROAD VEHICLE % | HIGHWAY VEHICLE NUMBER | HIGHWAY VEHICLE % | WALKING (BEARS ONLY) NUMBER | WALKING (BEARS ONLY) % | UNKNOWN NUMBER | UNKNOWN % | TOTAL NUMBER |
|---|---|---|---|---|---|---|---|---|---|---|---|---|---|---|---|---|---|---|---|---|
| **Unit 11** | | | | | | | | | | | | | | | | | | | | |
| **TOTAL UNIT** | | | | | | | | | | | | | | | | | | | | |
| | SUCCESSFUL | 0 | 0.00 | 7 | 15.91 | 0 | 0.00 | 0 | 0.00 | 36 | 81.82 | 0 | 0.00 | 1 | 2.27 | | | 0 | 0.00 | 44 |
| | UNSUCCESSFUL | n/a | n/a | n/a | n/a | n/a | n/a | n/a | n/a | n/a | n/a | n/a | n/a | n/a | n/a | | | n/a | n/a | n/a |
| | TOTAL | 0 | 0.00 | 7 | 15.91 | 0 | 0.00 | 0 | 0.00 | 36 | 81.82 | 0 | 0.00 | 1 | 2.27 | | | 0 | 0.00 | 44 |
| **Unit 12** | | | | | | | | | | | | | | | | | | | | |
| **TOTAL UNIT** | | | | | | | | | | | | | | | | | | | | |
| | SUCCESSFUL | 0 | 0.00 | 1 | 0.44 | 0 | 0.00 | 0 | 0.00 | 201 | 87.77 | 0 | 0.00 | 18 | 7.86 | | | 9 | 3.93 | 229 |
| | UNSUCCESSFUL | n/a | n/a | n/a | n/a | n/a | n/a | n/a | n/a | n/a | n/a | n/a | n/a | n/a | n/a | | | n/a | n/a | n/a |
| | TOTAL | 0 | 0.00 | 1 | 0.44 | 0 | 0.00 | 0 | 0.00 | 201 | 87.77 | 0 | 0.00 | 18 | 7.86 | | | 9 | 3.93 | 229 |
| **Unit 13** | | | | | | | | | | | | | | | | | | | | |
| **Unit/Subunit 13A** | | | | | | | | | | | | | | | | | | | | |
| | SUCCESSFUL | 0 | 0.00 | 0 | 0.00 | 0 | 0.00 | 0 | 0.00 | 25 | 80.65 | 1 | 3.23 | 5 | 16.13 | | | 0 | 0.00 | 31 |
| | UNSUCCESSFUL | n/a | n/a | n/a | n/a | n/a | n/a | n/a | n/a | n/a | n/a | n/a | n/a | n/a | n/a | | | n/a | n/a | n/a |
| | TOTAL | 0 | 0.00 | 0 | 0.00 | 0 | 0.00 | 0 | 0.00 | 25 | 80.65 | 1 | 3.23 | 5 | 16.13 | | | 0 | 0.00 | 31 |
| **Unit/Subunit 13B** | | | | | | | | | | | | | | | | | | | | |
| | SUCCESSFUL | 0 | 0.00 | 1 | 7.14 | 0 | 0.00 | 0 | 0.00 | 10 | 71.43 | 1 | 7.14 | 2 | 14.29 | | | 0 | 0.00 | 14 |
| | UNSUCCESSFUL | n/a | n/a | n/a | n/a | n/a | n/a | n/a | n/a | n/a | n/a | n/a | n/a | n/a | n/a | | | n/a | n/a | n/a |
| | TOTAL | 0 | 0.00 | 1 | 7.14 | 0 | 0.00 | 0 | 0.00 | 10 | 71.43 | 1 | 7.14 | 2 | 14.29 | | | 0 | 0.00 | 14 |
| **Unit/Subunit 13C** | | | | | | | | | | | | | | | | | | | | |
| | SUCCESSFUL | 1 | 4.17 | 0 | 0.00 | 0 | 0.00 | 0 | 0.00 | 13 | 54.17 | 0 | 0.00 | 6 | 25.00 | | | 4 | 16.67 | 24 |
| | UNSUCCESSFUL | n/a | n/a | n/a | n/a | n/a | n/a | n/a | n/a | n/a | n/a | n/a | n/a | n/a | n/a | | | n/a | n/a | n/a |
| | TOTAL | 1 | 4.17 | 0 | 0.00 | 0 | 0.00 | 0 | 0.00 | 13 | 54.17 | 0 | 0.00 | 6 | 25.00 | | | 4 | 16.67 | 24 |
| **Unit/Subunit 13D** | | | | | | | | | | | | | | | | | | | | |
| | SUCCESSFUL | 0 | 0.00 | 0 | 0.00 | 0 | 0.00 | 0 | 0.00 | 23 | 74.19 | 0 | 0.00 | 8 | 25.81 | | | 0 | 0.00 | 31 |
| | UNSUCCESSFUL | n/a | n/a | n/a | n/a | n/a | n/a | n/a | n/a | n/a | n/a | n/a | n/a | n/a | n/a | | | n/a | n/a | n/a |
| | TOTAL | 0 | 0.00 | 0 | 0.00 | 0 | 0.00 | 0 | 0.00 | 23 | 74.19 | 0 | 0.00 | 8 | 25.81 | | | 0 | 0.00 | 31 |
| **Unit/Subunit 13E** | | | | | | | | | | | | | | | | | | | | |
| | SUCCESSFUL | 0 | 0.00 | 0 | 0.00 | 0 | 0.00 | 0 | 0.00 | 1 | 50.00 | 0 | 0.00 | 1 | 50.00 | | | 0 | 0.00 | 2 |
| | UNSUCCESSFUL | n/a | n/a | n/a | n/a | n/a | n/a | n/a | n/a | n/a | n/a | n/a | n/a | n/a | n/a | | | n/a | n/a | n/a |
| | TOTAL | 0 | 0.00 | 0 | 0.00 | 0 | 0.00 | 0 | 0.00 | 1 | 50.00 | 0 | 0.00 | 1 | 50.00 | | | 0 | 0.00 | 2 |
| **TOTAL UNIT** | | | | | | | | | | | | | | | | | | | | |
| | SUCCESSFUL | 1 | 0.98 | 1 | 0.98 | 0 | 0.00 | 0 | 0.00 | 72 | 70.59 | 2 | 1.96 | 22 | 21.57 | | | 4 | 3.92 | 102 |
| | UNSUCCESSFUL | n/a | n/a | n/a | n/a | n/a | n/a | n/a | n/a | n/a | n/a | n/a | n/a | n/a | n/a | | | n/a | n/a | n/a |
| | TOTAL | 1 | 0.98 | 1 | 0.98 | 0 | 0.00 | 0 | 0.00 | 72 | 70.59 | 2 | 1.96 | 22 | 21.57 | | | 4 | 3.92 | 102 |

# 1992-93 TRANSPORTATION METHODS BY SPECIES: LYNX

| UNIT | SUCCESS | AIRPLANE NUMBER | % | HORSE/ DOG TEAM NUMBER | % | BOAT NUMBER | % | 3-OR-4 WHEELER NUMBER | % | SNOWMACHINE NUMBER | % | OFF ROAD VEHICLE NUMBER | % | HIGHWAY VEHICLE NUMBER | % | WALKING (BEARS ONLY) NUMBER | % | UNKNOWN NUMBER | % | TOTAL NUMBER |
|---|---|---|---|---|---|---|---|---|---|---|---|---|---|---|---|---|---|---|---|---|
| **Unit 14** | | | | | | | | | | | | | | | | | | | | |
| **Unit/Subunit 14A** | | | | | | | | | | | | | | | | | | | | |
| | SUCCESSFUL | 0 | 0.00 | 1 | 12.50 | 0 | 0.00 | 3 | 37.50 | 4 | 50.00 | 0 | 0.00 | 0 | 0.00 | | | 0 | 0.00 | 8 |
| | UNSUCCESSFUL | n/a | n/a | n/a | n/a | n/a | n/a | n/a | n/a | n/a | n/a | n/a | n/a | n/a | n/a | | | n/a | n/a | n/a |
| | TOTAL | 0 | 0.00 | 1 | 12.50 | 0 | 0.00 | 3 | 37.50 | 4 | 50.00 | 0 | 0.00 | 0 | 0.00 | | | 0 | 0.00 | 8 |
| **Unit/Subunit 14B** | | | | | | | | | | | | | | | | | | | | |
| | SUCCESSFUL | 0 | 0.00 | 0 | 0.00 | 0 | 0.00 | 1 | 100.00 | 0 | 0.00 | 0 | 0.00 | 0 | 0.00 | | | 0 | 0.00 | 1 |
| | UNSUCCESSFUL | n/a | n/a | n/a | n/a | n/a | n/a | n/a | n/a | n/a | n/a | n/a | n/a | n/a | n/a | | | n/a | n/a | n/a |
| | TOTAL | 0 | 0.00 | 0 | 0.00 | 0 | 0.00 | 1 | 100.00 | 0 | 0.00 | 0 | 0.00 | 0 | 0.00 | | | 0 | 0.00 | 1 |
| **Unit/Subunit 14C** | | | | | | | | | | | | | | | | | | | | |
| | SUCCESSFUL | 0 | 0.00 | 0 | 0.00 | 0 | 0.00 | 0 | 0.00 | 1 | 100.00 | 0 | 0.00 | 0 | 0.00 | | | 0 | 0.00 | 1 |
| | UNSUCCESSFUL | n/a | n/a | n/a | n/a | n/a | n/a | n/a | n/a | n/a | n/a | n/a | n/a | n/a | n/a | | | n/a | n/a | n/a |
| | TOTAL | 0 | 0.00 | 0 | 0.00 | 0 | 0.00 | 0 | 0.00 | 1 | 100.00 | 0 | 0.00 | 0 | 0.00 | | | 0 | 0.00 | 1 |
| **TOTAL UNIT** | | | | | | | | | | | | | | | | | | | | |
| | SUCCESSFUL | 0 | 0.00 | 1 | 10.00 | 0 | 0.00 | 4 | 40.00 | 5 | 50.00 | 0 | 0.00 | 0 | 0.00 | | | 0 | 0.00 | 10 |
| | UNSUCCESSFUL | n/a | n/a | n/a | n/a | n/a | n/a | n/a | n/a | n/a | n/a | n/a | n/a | n/a | n/a | | | n/a | n/a | n/a |
| | TOTAL | 0 | 0.00 | 1 | 10.00 | 0 | 0.00 | 4 | 40.00 | 5 | 50.00 | 0 | 0.00 | 0 | 0.00 | | | 0 | 0.00 | 10 |
| **Unit 15** | | | | | | | | | | | | | | | | | | | | |
| **Unit/Subunit 15A** | | | | | | | | | | | | | | | | | | | | |
| | SUCCESSFUL | 0 | 0.00 | 0 | 0.00 | 0 | 0.00 | 0 | 0.00 | 0 | 0.00 | 0 | 0.00 | 0 | 0.00 | | | 1 | 100.00 | 1 |
| | UNSUCCESSFUL | n/a | n/a | n/a | n/a | n/a | n/a | n/a | n/a | n/a | n/a | n/a | n/a | n/a | n/a | | | n/a | n/a | n/a |
| | TOTAL | 0 | 0.00 | 0 | 0.00 | 0 | 0.00 | 0 | 0.00 | 0 | 0.00 | 0 | 0.00 | 0 | 0.00 | | | 1 | 100.00 | 1 |
| **Unit/Subunit 15B** | | | | | | | | | | | | | | | | | | | | |
| | SUCCESSFUL | 0 | 0.00 | 0 | 0.00 | 0 | 0.00 | 0 | 0.00 | 0 | 0.00 | 0 | 0.00 | 0 | 0.00 | | | 1 | 100.00 | 1 |
| | UNSUCCESSFUL | n/a | n/a | n/a | n/a | n/a | n/a | n/a | n/a | n/a | n/a | n/a | n/a | n/a | n/a | | | n/a | n/a | n/a |
| | TOTAL | 0 | 0.00 | 0 | 0.00 | 0 | 0.00 | 0 | 0.00 | 0 | 0.00 | 0 | 0.00 | 0 | 0.00 | | | 1 | 100.00 | 1 |
| **TOTAL UNIT** | | | | | | | | | | | | | | | | | | | | |
| | SUCCESSFUL | 0 | 0.00 | 0 | 0.00 | 0 | 0.00 | 0 | 0.00 | 0 | 0.00 | 0 | 0.00 | 0 | 0.00 | | | 2 | 100.00 | 2 |
| | UNSUCCESSFUL | n/a | n/a | n/a | n/a | n/a | n/a | n/a | n/a | n/a | n/a | n/a | n/a | n/a | n/a | | | n/a | n/a | n/a |
| | TOTAL | 0 | 0.00 | 0 | 0.00 | 0 | 0.00 | 0 | 0.00 | 0 | 0.00 | 0 | 0.00 | 0 | 0.00 | | | 2 | 100.00 | 2 |
| **Unit 16** | | | | | | | | | | | | | | | | | | | | |
| **Unit/Subunit 16A** | | | | | | | | | | | | | | | | | | | | |
| | SUCCESSFUL | 0 | 0.00 | 0 | 0.00 | 0 | 0.00 | 0 | 0.00 | 2 | 100.00 | 0 | 0.00 | 0 | 0.00 | | | 0 | 0.00 | 2 |
| | UNSUCCESSFUL | n/a | n/a | n/a | n/a | n/a | n/a | n/a | n/a | n/a | n/a | n/a | n/a | n/a | n/a | | | n/a | n/a | n/a |
| | TOTAL | 0 | 0.00 | 0 | 0.00 | 0 | 0.00 | 0 | 0.00 | 2 | 100.00 | 0 | 0.00 | 0 | 0.00 | | | 0 | 0.00 | 2 |
| **Unit/Subunit 16B** | | | | | | | | | | | | | | | | | | | | |
| | SUCCESSFUL | 0 | 0.00 | 0 | 0.00 | 0 | 0.00 | 0 | 0.00 | 1 | 100.00 | 0 | 0.00 | 0 | 0.00 | | | 0 | 0.00 | 1 |
| | UNSUCCESSFUL | n/a | n/a | n/a | n/a | n/a | n/a | n/a | n/a | n/a | n/a | n/a | n/a | n/a | n/a | | | n/a | n/a | n/a |
| | TOTAL | 0 | 0.00 | 0 | 0.00 | 0 | 0.00 | 0 | 0.00 | 1 | 100.00 | 0 | 0.00 | 0 | 0.00 | | | 0 | 0.00 | 1 |
| **TOTAL UNIT** | | | | | | | | | | | | | | | | | | | | |
| | SUCCESSFUL | 0 | 0.00 | 0 | 0.00 | 0 | 0.00 | 0 | 0.00 | 3 | 100.00 | 0 | 0.00 | 0 | 0.00 | | | 0 | 0.00 | 3 |
| | UNSUCCESSFUL | n/a | n/a | n/a | n/a | n/a | n/a | n/a | n/a | n/a | n/a | n/a | n/a | n/a | n/a | | | n/a | n/a | n/a |
| | TOTAL | 0 | 0.00 | 0 | 0.00 | 0 | 0.00 | 0 | 0.00 | 3 | 100.00 | 0 | 0.00 | 0 | 0.00 | | | 0 | 0.00 | 3 |

# 1992-93 TRANSPORTATION METHODS BY SPECIES: LYNX

| UNIT | SUCCESS | AIRPLANE NUMBER | % | HORSE/ DOG TEAM NUMBER | % | BOAT NUMBER | % | 3-OR-4 WHEELER NUMBER | % | SNOWMACHINE NUMBER | % | OFF ROAD VEHICLE NUMBER | % | HIGHWAY VEHICLE NUMBER | % | WALKING (BEARS ONLY) NUMBER | % | UNKNOWN NUMBER | % | TOTAL NUMBER |
|---|---|---|---|---|---|---|---|---|---|---|---|---|---|---|---|---|---|---|---|---|
| **Unit 17** | | | | | | | | | | | | | | | | | | | | |
| **Unit/Subunit 17B** | | | | | | | | | | | | | | | | | | | | |
| | SUCCESSFUL | 0 | 0.00 | 0 | 0.00 | 0 | 0.00 | 0 | 0.00 | 14 | 100.00 | 0 | 0.00 | 0 | 0.00 | | | 0 | 0.00 | 14 |
| | UNSUCCESSFUL | n/a | n/a | n/a | n/a | n/a | n/a | n/a | n/a | n/a | n/a | n/a | n/a | n/a | n/a | | | n/a | n/a | n/a |
| | TOTAL | 0 | 0.00 | 0 | 0.00 | 0 | 0.00 | 0 | 0.00 | 14 | 100.00 | 0 | 0.00 | 0 | 0.00 | | | 0 | 0.00 | 14 |
| **Unit/Subunit 17C** | | | | | | | | | | | | | | | | | | | | |
| | SUCCESSFUL | 0 | 0.00 | 0 | 0.00 | 0 | 0.00 | 0 | 0.00 | 1 | 100.00 | 0 | 0.00 | 0 | 0.00 | | | 0 | 0.00 | 1 |
| | UNSUCCESSFUL | n/a | n/a | n/a | n/a | n/a | n/a | n/a | n/a | n/a | n/a | n/a | n/a | n/a | n/a | | | n/a | n/a | n/a |
| | TOTAL | 0 | 0.00 | 0 | 0.00 | 0 | 0.00 | 0 | 0.00 | 1 | 100.00 | 0 | 0.00 | 0 | 0.00 | | | 0 | 0.00 | 1 |
| **TOTAL UNIT** | | | | | | | | | | | | | | | | | | | | |
| | SUCCESSFUL | 0 | 0.00 | 0 | 0.00 | 0 | 0.00 | 0 | 0.00 | 15 | 100.00 | 0 | 0.00 | 0 | 0.00 | | | 0 | 0.00 | 15 |
| | UNSUCCESSFUL | n/a | n/a | n/a | n/a | n/a | n/a | n/a | n/a | n/a | n/a | n/a | n/a | n/a | n/a | | | n/a | n/a | n/a |
| | TOTAL | 0 | 0.00 | 0 | 0.00 | 0 | 0.00 | 0 | 0.00 | 15 | 100.00 | 0 | 0.00 | 0 | 0.00 | | | 0 | 0.00 | 15 |
| **Unit 18** | | | | | | | | | | | | | | | | | | | | |
| **TOTAL UNIT** | | | | | | | | | | | | | | | | | | | | |
| | SUCCESSFUL | 0 | 0.00 | 0 | 0.00 | 0 | 0.00 | 0 | 0.00 | 18 | 100.00 | 0 | 0.00 | 0 | 0.00 | | | 0 | 0.00 | 18 |
| | UNSUCCESSFUL | n/a | n/a | n/a | n/a | n/a | n/a | n/a | n/a | n/a | n/a | n/a | n/a | n/a | n/a | | | n/a | n/a | n/a |
| | TOTAL | 0 | 0.00 | 0 | 0.00 | 0 | 0.00 | 0 | 0.00 | 18 | 100.00 | 0 | 0.00 | 0 | 0.00 | | | 0 | 0.00 | 18 |
| **Unit 19** | | | | | | | | | | | | | | | | | | | | |
| **Unit/Subunit 19A** | | | | | | | | | | | | | | | | | | | | |
| | SUCCESSFUL | 0 | 0.00 | 0 | 0.00 | 0 | 0.00 | 0 | 0.00 | 13 | 100.00 | 0 | 0.00 | 0 | 0.00 | | | 0 | 0.00 | 13 |
| | UNSUCCESSFUL | n/a | n/a | n/a | n/a | n/a | n/a | n/a | n/a | n/a | n/a | n/a | n/a | n/a | n/a | | | n/a | n/a | n/a |
| | TOTAL | 0 | 0.00 | 0 | 0.00 | 0 | 0.00 | 0 | 0.00 | 13 | 100.00 | 0 | 0.00 | 0 | 0.00 | | | 0 | 0.00 | 13 |
| **Unit/Subunit 19B** | | | | | | | | | | | | | | | | | | | | |
| | SUCCESSFUL | 0 | 0.00 | 0 | 0.00 | 0 | 0.00 | 0 | 0.00 | 1 | 100.00 | 0 | 0.00 | 0 | 0.00 | | | 0 | 0.00 | 1 |
| | UNSUCCESSFUL | n/a | n/a | n/a | n/a | n/a | n/a | n/a | n/a | n/a | n/a | n/a | n/a | n/a | n/a | | | n/a | n/a | n/a |
| | TOTAL | 0 | 0.00 | 0 | 0.00 | 0 | 0.00 | 0 | 0.00 | 1 | 100.00 | 0 | 0.00 | 0 | 0.00 | | | 0 | 0.00 | 1 |
| **Unit/Subunit 19C** | | | | | | | | | | | | | | | | | | | | |
| | SUCCESSFUL | 1 | 8.33 | 0 | 0.00 | 0 | 0.00 | 0 | 0.00 | 11 | 91.67 | 0 | 0.00 | 0 | 0.00 | | | 0 | 0.00 | 12 |
| | UNSUCCESSFUL | n/a | n/a | n/a | n/a | n/a | n/a | n/a | n/a | n/a | n/a | n/a | n/a | n/a | n/a | | | n/a | n/a | n/a |
| | TOTAL | 1 | 8.33 | 0 | 0.00 | 0 | 0.00 | 0 | 0.00 | 11 | 91.67 | 0 | 0.00 | 0 | 0.00 | | | 0 | 0.00 | 12 |
| **Unit/Subunit 19D** | | | | | | | | | | | | | | | | | | | | |
| | SUCCESSFUL | 0 | 0.00 | 0 | 0.00 | 0 | 0.00 | 2 | 33.33 | 4 | 66.67 | 0 | 0.00 | 0 | 0.00 | | | 0 | 0.00 | 6 |
| | UNSUCCESSFUL | n/a | n/a | n/a | n/a | n/a | n/a | n/a | n/a | n/a | n/a | n/a | n/a | n/a | n/a | | | n/a | n/a | n/a |
| | TOTAL | 0 | 0.00 | 0 | 0.00 | 0 | 0.00 | 2 | 33.33 | 4 | 66.67 | 0 | 0.00 | 0 | 0.00 | | | 0 | 0.00 | 6 |
| **TOTAL UNIT** | | | | | | | | | | | | | | | | | | | | |
| | SUCCESSFUL | 1 | 3.13 | 0 | 0.00 | 0 | 0.00 | 2 | 6.25 | 29 | 90.63 | 0 | 0.00 | 0 | 0.00 | | | 0 | 0.00 | 32 |
| | UNSUCCESSFUL | n/a | n/a | n/a | n/a | n/a | n/a | n/a | n/a | n/a | n/a | n/a | n/a | n/a | n/a | | | n/a | n/a | n/a |
| | TOTAL | 1 | 3.13 | 0 | 0.00 | 0 | 0.00 | 2 | 6.25 | 29 | 90.63 | 0 | 0.00 | 0 | 0.00 | | | 0 | 0.00 | 32 |

# 1992-93 TRANSPORTATION METHODS BY SPECIES: LYNX

| UNIT | SUCCESS | AIRPLANE NUMBER | % | HORSE/ DOG TEAM NUMBER | % | BOAT NUMBER | % | 3-OR-4 WHEELER NUMBER | % | SNOWMACHINE NUMBER | % | OFF ROAD VEHICLE NUMBER | % | HIGHWAY VEHICLE NUMBER | % | WALKING (BEARS ONLY) NUMBER | % | UNKNOWN NUMBER | % | TOTAL NUMBER |
|---|---|---|---|---|---|---|---|---|---|---|---|---|---|---|---|---|---|---|---|---|
| **Unit 20** | | | | | | | | | | | | | | | | | | | | |
| **Unit/Subunit 20A** | | | | | | | | | | | | | | | | | | | | |
| | SUCCESSFUL | 0 | 0.00 | 1 | 1.30 | 0 | 0.00 | 0 | 0.00 | 60 | 77.92 | 0 | 0.00 | 2 | 2.60 | | | 14 | 18.18 | 77 |
| | UNSUCCESSFUL | n/a | n/a | n/a | n/a | n/a | n/a | n/a | n/a | n/a | n/a | n/a | n/a | n/a | n/a | | | n/a | n/a | n/a |
| | TOTAL | 0 | 0.00 | 1 | 1.30 | 0 | 0.00 | 0 | 0.00 | 60 | 77.92 | 0 | 0.00 | 2 | 2.60 | | | 14 | 18.18 | 77 |
| **Unit/Subunit 20B** | | | | | | | | | | | | | | | | | | | | |
| | SUCCESSFUL | 0 | 0.00 | 0 | 0.00 | 0 | 0.00 | 0 | 0.00 | 65 | 74.71 | 7 | 8.05 | 12 | 13.79 | | | 3 | 3.45 | 87 |
| | UNSUCCESSFUL | n/a | n/a | n/a | n/a | n/a | n/a | n/a | n/a | n/a | n/a | n/a | n/a | n/a | n/a | | | n/a | n/a | n/a |
| | TOTAL | 0 | 0.00 | 0 | 0.00 | 0 | 0.00 | 0 | 0.00 | 65 | 74.71 | 7 | 8.05 | 12 | 13.79 | | | 3 | 3.45 | 87 |
| **Unit/Subunit 20C** | | | | | | | | | | | | | | | | | | | | |
| | SUCCESSFUL | 0 | 0.00 | 20 | 37.74 | 0 | 0.00 | 0 | 0.00 | 33 | 62.26 | 0 | 0.00 | 0 | 0.00 | | | 0 | 0.00 | 53 |
| | UNSUCCESSFUL | n/a | n/a | n/a | n/a | n/a | n/a | n/a | n/a | n/a | n/a | n/a | n/a | n/a | n/a | | | n/a | n/a | n/a |
| | TOTAL | 0 | 0.00 | 20 | 37.74 | 0 | 0.00 | 0 | 0.00 | 33 | 62.26 | 0 | 0.00 | 0 | 0.00 | | | 0 | 0.00 | 53 |
| **Unit/Subunit 20D** | | | | | | | | | | | | | | | | | | | | |
| | SUCCESSFUL | 0 | 0.00 | 6 | 6.32 | 0 | 0.00 | 4 | 4.21 | 63 | 66.32 | 5 | 5.26 | 9 | 9.47 | | | 8 | 8.42 | 95 |
| | UNSUCCESSFUL | n/a | n/a | n/a | n/a | n/a | n/a | n/a | n/a | n/a | n/a | n/a | n/a | n/a | n/a | | | n/a | n/a | n/a |
| | TOTAL | 0 | 0.00 | 6 | 6.32 | 0 | 0.00 | 4 | 4.21 | 63 | 66.32 | 5 | 5.26 | 9 | 9.47 | | | 8 | 8.42 | 95 |
| **Unit/Subunit 20E** | | | | | | | | | | | | | | | | | | | | |
| | SUCCESSFUL | 0 | 0.00 | 2 | 2.06 | 0 | 0.00 | 1 | 1.03 | 93 | 95.88 | 0 | 0.00 | 0 | 0.00 | | | 1 | 1.03 | 97 |
| | UNSUCCESSFUL | n/a | n/a | n/a | n/a | n/a | n/a | n/a | n/a | n/a | n/a | n/a | n/a | n/a | n/a | | | n/a | n/a | n/a |
| | TOTAL | 0 | 0.00 | 2 | 2.06 | 0 | 0.00 | 1 | 1.03 | 93 | 95.88 | 0 | 0.00 | 0 | 0.00 | | | 1 | 1.03 | 97 |
| **Unit/Subunit 20F** | | | | | | | | | | | | | | | | | | | | |
| | SUCCESSFUL | 0 | 0.00 | 0 | 0.00 | 0 | 0.00 | 0 | 0.00 | 21 | 87.50 | 0 | 0.00 | 3 | 12.50 | | | 0 | 0.00 | 24 |
| | UNSUCCESSFUL | n/a | n/a | n/a | n/a | n/a | n/a | n/a | n/a | n/a | n/a | n/a | n/a | n/a | n/a | | | n/a | n/a | n/a |
| | TOTAL | 0 | 0.00 | 0 | 0.00 | 0 | 0.00 | 0 | 0.00 | 21 | 87.50 | 0 | 0.00 | 3 | 12.50 | | | 0 | 0.00 | 24 |
| **TOTAL UNIT** | | | | | | | | | | | | | | | | | | | | |
| | SUCCESSFUL | 0 | 0.00 | 29 | 6.70 | 0 | 0.00 | 5 | 1.15 | 335 | 77.37 | 12 | 2.77 | 26 | 6.00 | | | 26 | 6.00 | 433 |
| | UNSUCCESSFUL | n/a | n/a | n/a | n/a | n/a | n/a | n/a | n/a | n/a | n/a | n/a | n/a | n/a | n/a | | | n/a | n/a | n/a |
| | TOTAL | 0 | 0.00 | 29 | 6.70 | 0 | 0.00 | 5 | 1.15 | 335 | 77.37 | 12 | 2.77 | 26 | 6.00 | | | 26 | 6.00 | 433 |
| **Unit 21** | | | | | | | | | | | | | | | | | | | | |
| **Unit/Subunit 21A** | | | | | | | | | | | | | | | | | | | | |
| | SUCCESSFUL | 1 | 16.67 | 0 | 0.00 | 0 | 0.00 | 0 | 0.00 | 5 | 83.33 | 0 | 0.00 | 0 | 0.00 | | | 0 | 0.00 | 6 |
| | UNSUCCESSFUL | n/a | n/a | n/a | n/a | n/a | n/a | n/a | n/a | n/a | n/a | n/a | n/a | n/a | n/a | | | n/a | n/a | n/a |
| | TOTAL | 1 | 16.67 | 0 | 0.00 | 0 | 0.00 | 0 | 0.00 | 5 | 83.33 | 0 | 0.00 | 0 | 0.00 | | | 0 | 0.00 | 6 |
| **Unit/Subunit 21B** | | | | | | | | | | | | | | | | | | | | |
| | SUCCESSFUL | 0 | 0.00 | 0 | 0.00 | 0 | 0.00 | 0 | 0.00 | 1 | 100.00 | 0 | 0.00 | 0 | 0.00 | | | 0 | 0.00 | 1 |
| | UNSUCCESSFUL | n/a | n/a | n/a | n/a | n/a | n/a | n/a | n/a | n/a | n/a | n/a | n/a | n/a | n/a | | | n/a | n/a | n/a |
| | TOTAL | 0 | 0.00 | 0 | 0.00 | 0 | 0.00 | 0 | 0.00 | 1 | 100.00 | 0 | 0.00 | 0 | 0.00 | | | 0 | 0.00 | 1 |
| **Unit/Subunit 21D** | | | | | | | | | | | | | | | | | | | | |
| | SUCCESSFUL | 0 | 0.00 | 0 | 0.00 | 0 | 0.00 | 0 | 0.00 | 10 | 100.00 | 0 | 0.00 | 0 | 0.00 | | | 0 | 0.00 | 10 |
| | UNSUCCESSFUL | n/a | n/a | n/a | n/a | n/a | n/a | n/a | n/a | n/a | n/a | n/a | n/a | n/a | n/a | | | n/a | n/a | n/a |
| | TOTAL | 0 | 0.00 | 0 | 0.00 | 0 | 0.00 | 0 | 0.00 | 10 | 100.00 | 0 | 0.00 | 0 | 0.00 | | | 0 | 0.00 | 10 |

# 1992-93 TRANSPORTATION METHODS BY SPECIES: LYNX

| UNIT | SUCCESS | AIRPLANE NUMBER | % | HORSE/ DOG TEAM NUMBER | % | BOAT NUMBER | % | 3-OR-4 WHEELER NUMBER | % | SNOWMACHINE NUMBER | % | OFF ROAD VEHICLE NUMBER | % | HIGHWAY VEHICLE NUMBER | % | WALKING (BEARS ONLY) NUMBER | % | UNKNOWN NUMBER | % | TOTAL NUMBER |
|---|---|---|---|---|---|---|---|---|---|---|---|---|---|---|---|---|---|---|---|---|
| **Unit 21** | | | | | | | | | | | | | | | | | | | | |
| **Unit/Subunit 21E** | | | | | | | | | | | | | | | | | | | | |
| | SUCCESSFUL | 0 | 0.00 | 0 | 0.00 | 0 | 0.00 | 0 | 0.00 | 2 | 66.67 | 0 | 0.00 | 0 | 0.00 | | | 1 | 33.33 | 3 |
| | UNSUCCESSFUL | n/a | n/a | n/a | n/a | n/a | n/a | n/a | n/a | n/a | n/a | n/a | n/a | n/a | n/a | | | n/a | n/a | n/a |
| | TOTAL | 0 | 0.00 | 0 | 0.00 | 0 | 0.00 | 0 | 0.00 | 2 | 66.67 | 0 | 0.00 | 0 | 0.00 | | | 1 | 33.33 | 3 |
| **TOTAL UNIT** | | | | | | | | | | | | | | | | | | | | |
| | SUCCESSFUL | 1 | 5.00 | 0 | 0.00 | 0 | 0.00 | 0 | 0.00 | 18 | 90.00 | 0 | 0.00 | 0 | 0.00 | | | 1 | 5.00 | 20 |
| | UNSUCCESSFUL | n/a | n/a | n/a | n/a | n/a | n/a | n/a | n/a | n/a | n/a | n/a | n/a | n/a | n/a | | | n/a | n/a | n/a |
| | TOTAL | 1 | 5.00 | 0 | 0.00 | 0 | 0.00 | 0 | 0.00 | 18 | 90.00 | 0 | 0.00 | 0 | 0.00 | | | 1 | 5.00 | 20 |
| **Unit 22** | | | | | | | | | | | | | | | | | | | | |
| **Unit/Subunit 22A** | | | | | | | | | | | | | | | | | | | | |
| | SUCCESSFUL | 0 | 0.00 | 0 | 0.00 | 0 | 0.00 | 0 | 0.00 | 4 | 100.00 | 0 | 0.00 | 0 | 0.00 | | | 0 | 0.00 | 4 |
| | UNSUCCESSFUL | n/a | n/a | n/a | n/a | n/a | n/a | n/a | n/a | n/a | n/a | n/a | n/a | n/a | n/a | | | n/a | n/a | n/a |
| | TOTAL | 0 | 0.00 | 0 | 0.00 | 0 | 0.00 | 0 | 0.00 | 4 | 100.00 | 0 | 0.00 | 0 | 0.00 | | | 0 | 0.00 | 4 |
| **TOTAL UNIT** | | | | | | | | | | | | | | | | | | | | |
| | SUCCESSFUL | 0 | 0.00 | 0 | 0.00 | 0 | 0.00 | 0 | 0.00 | 4 | 100.00 | 0 | 0.00 | 0 | 0.00 | | | 0 | 0.00 | 4 |
| | UNSUCCESSFUL | n/a | n/a | n/a | n/a | n/a | n/a | n/a | n/a | n/a | n/a | n/a | n/a | n/a | n/a | | | n/a | n/a | n/a |
| | TOTAL | 0 | 0.00 | 0 | 0.00 | 0 | 0.00 | 0 | 0.00 | 4 | 100.00 | 0 | 0.00 | 0 | 0.00 | | | 0 | 0.00 | 4 |
| **Unit 24** | | | | | | | | | | | | | | | | | | | | |
| **TOTAL UNIT** | | | | | | | | | | | | | | | | | | | | |
| | SUCCESSFUL | 2 | 1.82 | 0 | 0.00 | 0 | 0.00 | 2 | 1.82 | 105 | 95.45 | 0 | 0.00 | 1 | 0.91 | | | 0 | 0.00 | 110 |
| | UNSUCCESSFUL | n/a | n/a | n/a | n/a | n/a | n/a | n/a | n/a | n/a | n/a | n/a | n/a | n/a | n/a | | | n/a | n/a | n/a |
| | TOTAL | 2 | 1.82 | 0 | 0.00 | 0 | 0.00 | 2 | 1.82 | 105 | 95.45 | 0 | 0.00 | 1 | 0.91 | | | 0 | 0.00 | 110 |
| **Unit 25** | | | | | | | | | | | | | | | | | | | | |
| **Unit/Subunit 25A** | | | | | | | | | | | | | | | | | | | | |
| | SUCCESSFUL | 0 | 0.00 | 1 | 7.69 | 0 | 0.00 | 0 | 0.00 | 11 | 84.62 | 0 | 0.00 | 1 | 7.69 | | | 0 | 0.00 | 13 |
| | UNSUCCESSFUL | n/a | n/a | n/a | n/a | n/a | n/a | n/a | n/a | n/a | n/a | n/a | n/a | n/a | n/a | | | n/a | n/a | n/a |
| | TOTAL | 0 | 0.00 | 1 | 7.69 | 0 | 0.00 | 0 | 0.00 | 11 | 84.62 | 0 | 0.00 | 1 | 7.69 | | | 0 | 0.00 | 13 |
| **Unit/Subunit 25B** | | | | | | | | | | | | | | | | | | | | |
| | SUCCESSFUL | 3 | 5.88 | 6 | 11.76 | 0 | 0.00 | 0 | 0.00 | 42 | 82.35 | 0 | 0.00 | 0 | 0.00 | | | 0 | 0.00 | 51 |
| | UNSUCCESSFUL | n/a | n/a | n/a | n/a | n/a | n/a | n/a | n/a | n/a | n/a | n/a | n/a | n/a | n/a | | | n/a | n/a | n/a |
| | TOTAL | 3 | 5.88 | 6 | 11.76 | 0 | 0.00 | 0 | 0.00 | 42 | 82.35 | 0 | 0.00 | 0 | 0.00 | | | 0 | 0.00 | 51 |
| **Unit/Subunit 25C** | | | | | | | | | | | | | | | | | | | | |
| | SUCCESSFUL | 0 | 0.00 | 0 | 0.00 | 0 | 0.00 | 0 | 0.00 | 7 | 87.50 | 0 | 0.00 | 1 | 12.50 | | | 0 | 0.00 | 8 |
| | UNSUCCESSFUL | n/a | n/a | n/a | n/a | n/a | n/a | n/a | n/a | n/a | n/a | n/a | n/a | n/a | n/a | | | n/a | n/a | n/a |
| | TOTAL | 0 | 0.00 | 0 | 0.00 | 0 | 0.00 | 0 | 0.00 | 7 | 87.50 | 0 | 0.00 | 1 | 12.50 | | | 0 | 0.00 | 8 |
| **Unit/Subunit 25D** | | | | | | | | | | | | | | | | | | | | |
| | SUCCESSFUL | 2 | 1.64 | 0 | 0.00 | 0 | 0.00 | 0 | 0.00 | 115 | 94.26 | 0 | 0.00 | 1 | 0.82 | | | 4 | 3.28 | 122 |
| | UNSUCCESSFUL | n/a | n/a | n/a | n/a | n/a | n/a | n/a | n/a | n/a | n/a | n/a | n/a | n/a | n/a | | | n/a | n/a | n/a |
| | TOTAL | 2 | 1.64 | 0 | 0.00 | 0 | 0.00 | 0 | 0.00 | 115 | 94.26 | 0 | 0.00 | 1 | 0.82 | | | 4 | 3.28 | 122 |

# 1992-93 TRANSPORTATION METHODS BY SPECIES: LYNX

| UNIT | SUCCESS | AIRPLANE NUMBER | % | HORSE/ DOG TEAM NUMBER | % | BOAT NUMBER | % | 3-OR-4 WHEELER NUMBER | % | SNOWMACHINE NUMBER | % | OFF ROAD VEHICLE NUMBER | % | HIGHWAY VEHICLE NUMBER | % | WALKING (BEARS ONLY) NUMBER | % | UNKNOWN NUMBER | % | TOTAL NUMBER |
|---|---|---|---|---|---|---|---|---|---|---|---|---|---|---|---|---|---|---|---|---|
| **Unit 25** | | | | | | | | | | | | | | | | | | | | |
| **TOTAL UNIT** | | | | | | | | | | | | | | | | | | | | |
| | SUCCESSFUL | 5 | 2.58 | 7 | 3.61 | 0 | 0.00 | 0 | 0.00 | 175 | 90.21 | 0 | 0.00 | 3 | 1.55 | | | 4 | 2.06 | 194 |
| | UNSUCCESSFUL | n/a | n/a | n/a | n/a | n/a | n/a | n/a | n/a | n/a | n/a | n/a | n/a | n/a | n/a | | | n/a | n/a | n/a |
| | TOTAL | 5 | 2.58 | 7 | 3.61 | 0 | 0.00 | 0 | 0.00 | 175 | 90.21 | 0 | 0.00 | 3 | 1.55 | | | 4 | 2.06 | 194 |
| **Unit 26** | | | | | | | | | | | | | | | | | | | | |
| **Unit/Subunit 26B** | | | | | | | | | | | | | | | | | | | | |
| | SUCCESSFUL | 0 | 0.00 | 0 | 0.00 | 0 | 0.00 | 0 | 0.00 | 0 | 0.00 | 0 | 0.00 | 2 | 100.00 | | | 0 | 0.00 | 2 |
| | UNSUCCESSFUL | n/a | n/a | n/a | n/a | n/a | n/a | n/a | n/a | n/a | n/a | n/a | n/a | n/a | n/a | | | n/a | n/a | n/a |
| | TOTAL | 0 | 0.00 | 0 | 0.00 | 0 | 0.00 | 0 | 0.00 | 0 | 0.00 | 0 | 0.00 | 2 | 100.00 | | | 0 | 0.00 | 2 |
| **TOTAL UNIT** | | | | | | | | | | | | | | | | | | | | |
| | SUCCESSFUL | 0 | 0.00 | 0 | 0.00 | 0 | 0.00 | 0 | 0.00 | 0 | 0.00 | 0 | 0.00 | 2 | 100.00 | | | 0 | 0.00 | 2 |
| | UNSUCCESSFUL | n/a | n/a | n/a | n/a | n/a | n/a | n/a | n/a | n/a | n/a | n/a | n/a | n/a | n/a | | | n/a | n/a | n/a |
| | TOTAL | 0 | 0.00 | 0 | 0.00 | 0 | 0.00 | 0 | 0.00 | 0 | 0.00 | 0 | 0.00 | 2 | 100.00 | | | 0 | 0.00 | 2 |
| **TOTAL STATEWIDE** | | | | | | | | | | | | | | | | | | | | |
| | SUCCESSFUL | 11 | 0.86 | 46 | 3.62 | 1 | 0.08 | 22 | 1.73 | 1044 | 82.08 | 14 | 1.10 | 83 | 6.53 | | | 51 | 4.01 | 1272 |
| | UNSUCCESSFUL | n/a | n/a | n/a | n/a | n/a | n/a | n/a | n/a | n/a | n/a | n/a | n/a | n/a | n/a | | | n/a | n/a | n/a |
| | TOTAL | 11 | 0.86 | 46 | 3.62 | 1 | 0.08 | 22 | 1.73 | 1044 | 82.08 | 14 | 1.10 | 83 | 6.53 | | | 51 | 4.01 | 1272 |

# 1992-93 TRANSPORTATION METHODS BY SPECIES: MARTEN

| UNIT | SUCCESS | AIRPLANE NUMBER | % | HORSE/ DOG TEAM NUMBER | % | BOAT NUMBER | % | 3-OR-4 WHEELER NUMBER | % | SNOWMACHINE NUMBER | % | OFF ROAD VEHICLE NUMBER | % | HIGHWAY VEHICLE NUMBER | % | WALKING (BEARS ONLY) NUMBER | % | UNKNOWN NUMBER | % | TOTAL NUMBER |
|---|---|---|---|---|---|---|---|---|---|---|---|---|---|---|---|---|---|---|---|---|
| **Unit 01** | | | | | | | | | | | | | | | | | | | | |
| **Unit/Subunit 01A** | | | | | | | | | | | | | | | | | | | | |
| | SUCCESSFUL | 0 | 0.00 | 0 | 0.00 | 118 | 97.52 | 0 | 0.00 | 0 | 0.00 | 0 | 0.00 | 3 | 2.48 | | | 0 | 0.00 | 121 |
| | UNSUCCESSFUL | n/a | n/a | n/a | n/a | n/a | n/a | n/a | n/a | n/a | n/a | n/a | n/a | n/a | n/a | | | n/a | n/a | n/a |
| | TOTAL | 0 | 0.00 | 0 | 0.00 | 118 | 97.52 | 0 | 0.00 | 0 | 0.00 | 0 | 0.00 | 3 | 2.48 | | | 0 | 0.00 | 121 |
| **Unit/Subunit 01B** | | | | | | | | | | | | | | | | | | | | |
| | SUCCESSFUL | 0 | 0.00 | 0 | 0.00 | 1 | 50.00 | 0 | 0.00 | 1 | 50.00 | 0 | 0.00 | 0 | 0.00 | | | 0 | 0.00 | 2 |
| | UNSUCCESSFUL | n/a | n/a | n/a | n/a | n/a | n/a | n/a | n/a | n/a | n/a | n/a | n/a | n/a | n/a | | | n/a | n/a | n/a |
| | TOTAL | 0 | 0.00 | 0 | 0.00 | 1 | 50.00 | 0 | 0.00 | 1 | 50.00 | 0 | 0.00 | 0 | 0.00 | | | 0 | 0.00 | 2 |
| **Unit/Subunit 01C** | | | | | | | | | | | | | | | | | | | | |
| | SUCCESSFUL | 0 | 0.00 | 0 | 0.00 | 2 | 33.33 | 0 | 0.00 | 2 | 33.33 | 0 | 0.00 | 2 | 33.33 | | | 0 | 0.00 | 6 |
| | UNSUCCESSFUL | n/a | n/a | n/a | n/a | n/a | n/a | n/a | n/a | n/a | n/a | n/a | n/a | n/a | n/a | | | n/a | n/a | n/a |
| | TOTAL | 0 | 0.00 | 0 | 0.00 | 2 | 33.33 | 0 | 0.00 | 2 | 33.33 | 0 | 0.00 | 2 | 33.33 | | | 0 | 0.00 | 6 |
| **Unit/Subunit 01D** | | | | | | | | | | | | | | | | | | | | |
| | SUCCESSFUL | 0 | 0.00 | 0 | 0.00 | 1 | 33.33 | 0 | 0.00 | 2 | 66.67 | 0 | 0.00 | 0 | 0.00 | | | 0 | 0.00 | 3 |
| | UNSUCCESSFUL | n/a | n/a | n/a | n/a | n/a | n/a | n/a | n/a | n/a | n/a | n/a | n/a | n/a | n/a | | | n/a | n/a | n/a |
| | TOTAL | 0 | 0.00 | 0 | 0.00 | 1 | 33.33 | 0 | 0.00 | 2 | 66.67 | 0 | 0.00 | 0 | 0.00 | | | 0 | 0.00 | 3 |
| **TOTAL UNIT** | | | | | | | | | | | | | | | | | | | | |
| | SUCCESSFUL | 0 | 0.00 | 0 | 0.00 | 122 | 92.42 | 0 | 0.00 | 5 | 3.79 | 0 | 0.00 | 5 | 3.79 | | | 0 | 0.00 | 132 |
| | UNSUCCESSFUL | n/a | n/a | n/a | n/a | n/a | n/a | n/a | n/a | n/a | n/a | n/a | n/a | n/a | n/a | | | n/a | n/a | n/a |
| | TOTAL | 0 | 0.00 | 0 | 0.00 | 122 | 92.42 | 0 | 0.00 | 5 | 3.79 | 0 | 0.00 | 5 | 3.79 | | | 0 | 0.00 | 132 |
| **Unit 02** | | | | | | | | | | | | | | | | | | | | |
| **TOTAL UNIT** | | | | | | | | | | | | | | | | | | | | |
| | SUCCESSFUL | 0 | 0.00 | 0 | 0.00 | 256 | 44.52 | 0 | 0.00 | 14 | 2.43 | 6 | 1.04 | 299 | 52.00 | | | 0 | 0.00 | 575 |
| | UNSUCCESSFUL | n/a | n/a | n/a | n/a | n/a | n/a | n/a | n/a | n/a | n/a | n/a | n/a | n/a | n/a | | | n/a | n/a | n/a |
| | TOTAL | 0 | 0.00 | 0 | 0.00 | 256 | 44.52 | 0 | 0.00 | 14 | 2.43 | 6 | 1.04 | 299 | 52.00 | | | 0 | 0.00 | 575 |
| **Unit 03** | | | | | | | | | | | | | | | | | | | | |
| **TOTAL UNIT** | | | | | | | | | | | | | | | | | | | | |
| | SUCCESSFUL | 0 | 0.00 | 0 | 0.00 | 2 | 25.00 | 0 | 0.00 | 1 | 12.50 | 0 | 0.00 | 5 | 62.50 | | | 0 | 0.00 | 8 |
| | UNSUCCESSFUL | n/a | n/a | n/a | n/a | n/a | n/a | n/a | n/a | n/a | n/a | n/a | n/a | n/a | n/a | | | n/a | n/a | n/a |
| | TOTAL | 0 | 0.00 | 0 | 0.00 | 2 | 25.00 | 0 | 0.00 | 1 | 12.50 | 0 | 0.00 | 5 | 62.50 | | | 0 | 0.00 | 8 |
| **Unit 04** | | | | | | | | | | | | | | | | | | | | |
| **TOTAL UNIT** | | | | | | | | | | | | | | | | | | | | |
| | SUCCESSFUL | 3 | 0.63 | 0 | 0.00 | 238 | 49.90 | 47 | 9.85 | 0 | 0.00 | 0 | 0.00 | 132 | 27.67 | | | 57 | 11.95 | 477 |
| | UNSUCCESSFUL | n/a | n/a | n/a | n/a | n/a | n/a | n/a | n/a | n/a | n/a | n/a | n/a | n/a | n/a | | | n/a | n/a | n/a |
| | TOTAL | 3 | 0.63 | 0 | 0.00 | 238 | 49.90 | 47 | 9.85 | 0 | 0.00 | 0 | 0.00 | 132 | 27.67 | | | 57 | 11.95 | 477 |

# 1992-93 TRANSPORTATION METHODS BY SPECIES: MARTEN

| UNIT | SUCCESS | AIRPLANE NUMBER | % | HORSE/ DOG TEAM NUMBER | % | BOAT NUMBER | % | 3-OR-4 WHEELER NUMBER | % | SNOWMACHINE NUMBER | % | OFF ROAD VEHICLE NUMBER | % | HIGHWAY VEHICLE NUMBER | % | WALKING (BEARS ONLY) NUMBER | % | UNKNOWN NUMBER | % | TOTAL NUMBER |
|---|---|---|---|---|---|---|---|---|---|---|---|---|---|---|---|---|---|---|---|---|
| **Unit 05** | | | | | | | | | | | | | | | | | | | | |
| **Unit/Subunit 05A** | | | | | | | | | | | | | | | | | | | | |
| | SUCCESSFUL | 0 | 0.00 | 0 | 0.00 | 0 | 0.00 | 2 | 50.00 | 1 | 25.00 | 0 | 0.00 | 1 | 25.00 | | | 0 | 0.00 | 4 |
| | UNSUCCESSFUL | n/a | n/a | n/a | n/a | n/a | n/a | n/a | n/a | n/a | n/a | n/a | n/a | n/a | n/a | | | n/a | n/a | n/a |
| | TOTAL | 0 | 0.00 | 0 | 0.00 | 0 | 0.00 | 2 | 50.00 | 1 | 25.00 | 0 | 0.00 | 1 | 25.00 | | | 0 | 0.00 | 4 |
| **TOTAL UNIT** | | | | | | | | | | | | | | | | | | | | |
| | SUCCESSFUL | 0 | 0.00 | 0 | 0.00 | 0 | 0.00 | 2 | 50.00 | 1 | 25.00 | 0 | 0.00 | 1 | 25.00 | | | 0 | 0.00 | 4 |
| | UNSUCCESSFUL | n/a | n/a | n/a | n/a | n/a | n/a | n/a | n/a | n/a | n/a | n/a | n/a | n/a | n/a | | | n/a | n/a | n/a |
| | TOTAL | 0 | 0.00 | 0 | 0.00 | 0 | 0.00 | 2 | 50.00 | 1 | 25.00 | 0 | 0.00 | 1 | 25.00 | | | 0 | 0.00 | 4 |
| **Unit 07** | | | | | | | | | | | | | | | | | | | | |
| **TOTAL UNIT** | | | | | | | | | | | | | | | | | | | | |
| | SUCCESSFUL | 0 | 0.00 | 0 | 0.00 | 0 | 0.00 | 0 | 0.00 | 25 | 89.29 | 0 | 0.00 | 3 | 10.71 | | | 0 | 0.00 | 28 |
| | UNSUCCESSFUL | n/a | n/a | n/a | n/a | n/a | n/a | n/a | n/a | n/a | n/a | n/a | n/a | n/a | n/a | | | n/a | n/a | n/a |
| | TOTAL | 0 | 0.00 | 0 | 0.00 | 0 | 0.00 | 0 | 0.00 | 25 | 89.29 | 0 | 0.00 | 3 | 10.71 | | | 0 | 0.00 | 28 |
| **Unit 11** | | | | | | | | | | | | | | | | | | | | |
| **TOTAL UNIT** | | | | | | | | | | | | | | | | | | | | |
| | SUCCESSFUL | 0 | 0.00 | 0 | 0.00 | 0 | 0.00 | 0 | 0.00 | 1 | 100.00 | 0 | 0.00 | 0 | 0.00 | | | 0 | 0.00 | 1 |
| | UNSUCCESSFUL | n/a | n/a | n/a | n/a | n/a | n/a | n/a | n/a | n/a | n/a | n/a | n/a | n/a | n/a | | | n/a | n/a | n/a |
| | TOTAL | 0 | 0.00 | 0 | 0.00 | 0 | 0.00 | 0 | 0.00 | 1 | 100.00 | 0 | 0.00 | 0 | 0.00 | | | 0 | 0.00 | 1 |
| **Unit 13** | | | | | | | | | | | | | | | | | | | | |
| **Unit/Subunit 13E** | | | | | | | | | | | | | | | | | | | | |
| | SUCCESSFUL | 0 | 0.00 | 6 | 26.09 | 0 | 0.00 | 0 | 0.00 | 17 | 73.91 | 0 | 0.00 | 0 | 0.00 | | | 0 | 0.00 | 23 |
| | UNSUCCESSFUL | n/a | n/a | n/a | n/a | n/a | n/a | n/a | n/a | n/a | n/a | n/a | n/a | n/a | n/a | | | n/a | n/a | n/a |
| | TOTAL | 0 | 0.00 | 6 | 26.09 | 0 | 0.00 | 0 | 0.00 | 17 | 73.91 | 0 | 0.00 | 0 | 0.00 | | | 0 | 0.00 | 23 |
| **TOTAL UNIT** | | | | | | | | | | | | | | | | | | | | |
| | SUCCESSFUL | 0 | 0.00 | 6 | 26.09 | 0 | 0.00 | 0 | 0.00 | 17 | 73.91 | 0 | 0.00 | 0 | 0.00 | | | 0 | 0.00 | 23 |
| | UNSUCCESSFUL | n/a | n/a | n/a | n/a | n/a | n/a | n/a | n/a | n/a | n/a | n/a | n/a | n/a | n/a | | | n/a | n/a | n/a |
| | TOTAL | 0 | 0.00 | 6 | 26.09 | 0 | 0.00 | 0 | 0.00 | 17 | 73.91 | 0 | 0.00 | 0 | 0.00 | | | 0 | 0.00 | 23 |
| **Unit 14** | | | | | | | | | | | | | | | | | | | | |
| **Unit/Subunit 14A** | | | | | | | | | | | | | | | | | | | | |
| | SUCCESSFUL | 0 | 0.00 | 0 | 0.00 | 0 | 0.00 | 0 | 0.00 | 3 | 50.00 | 0 | 0.00 | 0 | 0.00 | | | 3 | 50.00 | 6 |
| | UNSUCCESSFUL | n/a | n/a | n/a | n/a | n/a | n/a | n/a | n/a | n/a | n/a | n/a | n/a | n/a | n/a | | | n/a | n/a | n/a |
| | TOTAL | 0 | 0.00 | 0 | 0.00 | 0 | 0.00 | 0 | 0.00 | 3 | 50.00 | 0 | 0.00 | 0 | 0.00 | | | 3 | 50.00 | 6 |
| **TOTAL UNIT** | | | | | | | | | | | | | | | | | | | | |
| | SUCCESSFUL | 0 | 0.00 | 0 | 0.00 | 0 | 0.00 | 0 | 0.00 | 3 | 50.00 | 0 | 0.00 | 0 | 0.00 | | | 3 | 50.00 | 6 |
| | UNSUCCESSFUL | n/a | n/a | n/a | n/a | n/a | n/a | n/a | n/a | n/a | n/a | n/a | n/a | n/a | n/a | | | n/a | n/a | n/a |
| | TOTAL | 0 | 0.00 | 0 | 0.00 | 0 | 0.00 | 0 | 0.00 | 3 | 50.00 | 0 | 0.00 | 0 | 0.00 | | | 3 | 50.00 | 6 |

# 1992-93 TRANSPORTATION METHODS BY SPECIES: MARTEN

| UNIT | SUCCESS | AIRPLANE NUMBER | % | HORSE/ DOG TEAM NUMBER | % | BOAT NUMBER | % | 3-OR-4 WHEELER NUMBER | % | SNOWMACHINE NUMBER | % | OFF ROAD VEHICLE NUMBER | % | HIGHWAY VEHICLE NUMBER | % | WALKING (BEARS ONLY) NUMBER | % | UNKNOWN NUMBER | % | TOTAL NUMBER |
|---|---|---|---|---|---|---|---|---|---|---|---|---|---|---|---|---|---|---|---|---|
| **Unit 16** | | | | | | | | | | | | | | | | | | | | |
| **Unit/Subunit 16A** | | | | | | | | | | | | | | | | | | | | |
| | SUCCESSFUL | 0 | 0.00 | 8 | 57.14 | 0 | 0.00 | 0 | 0.00 | 6 | 42.86 | 0 | 0.00 | 0 | 0.00 | | | 0 | 0.00 | 14 |
| | UNSUCCESSFUL | n/a | n/a | n/a | n/a | n/a | n/a | n/a | n/a | n/a | n/a | n/a | n/a | n/a | n/a | | | n/a | n/a | n/a |
| | TOTAL | 0 | 0.00 | 8 | 57.14 | 0 | 0.00 | 0 | 0.00 | 6 | 42.86 | 0 | 0.00 | 0 | 0.00 | | | 0 | 0.00 | 14 |
| **Unit/Subunit 16B** | | | | | | | | | | | | | | | | | | | | |
| | SUCCESSFUL | 2 | 1.77 | 0 | 0.00 | 0 | 0.00 | 10 | 8.85 | 101 | 89.38 | 0 | 0.00 | 0 | 0.00 | | | 0 | 0.00 | 113 |
| | UNSUCCESSFUL | n/a | n/a | n/a | n/a | n/a | n/a | n/a | n/a | n/a | n/a | n/a | n/a | n/a | n/a | | | n/a | n/a | n/a |
| | TOTAL | 2 | 1.77 | 0 | 0.00 | 0 | 0.00 | 10 | 8.85 | 101 | 89.38 | 0 | 0.00 | 0 | 0.00 | | | 0 | 0.00 | 113 |
| **TOTAL UNIT** | | | | | | | | | | | | | | | | | | | | |
| | SUCCESSFUL | 2 | 1.57 | 8 | 6.30 | 0 | 0.00 | 10 | 7.87 | 107 | 84.25 | 0 | 0.00 | 0 | 0.00 | | | 0 | 0.00 | 127 |
| | UNSUCCESSFUL | n/a | n/a | n/a | n/a | n/a | n/a | n/a | n/a | n/a | n/a | n/a | n/a | n/a | n/a | | | n/a | n/a | n/a |
| | TOTAL | 2 | 1.57 | 8 | 6.30 | 0 | 0.00 | 10 | 7.87 | 107 | 84.25 | 0 | 0.00 | 0 | 0.00 | | | 0 | 0.00 | 127 |
| **TOTAL STATEWIDE** | | | | | | | | | | | | | | | | | | | | |
| | SUCCESSFUL | 5 | 0.36 | 14 | 1.01 | 618 | 44.75 | 59 | 4.27 | 174 | 12.60 | 6 | 0.43 | 445 | 32.22 | | | 60 | 4.34 | 1381 |
| | UNSUCCESSFUL | n/a | n/a | n/a | n/a | n/a | n/a | n/a | n/a | n/a | n/a | n/a | n/a | n/a | n/a | | | n/a | n/a | n/a |
| | TOTAL | 5 | 0.36 | 14 | 1.01 | 618 | 44.75 | 59 | 4.27 | 174 | 12.60 | 6 | 0.43 | 445 | 32.22 | | | 60 | 4.34 | 1381 |

# 1992-93 TRANSPORTATION METHODS BY SPECIES: MOOSE

| UNIT | SUCCESS | AIRPLANE NUMBER | % | HORSE/ DOG TEAM NUMBER | % | BOAT NUMBER | % | 3-OR-4 WHEELER NUMBER | % | SNOWMACHINE NUMBER | % | OFF ROAD VEHICLE NUMBER | % | HIGHWAY VEHICLE NUMBER | % | WALKING (BEARS ONLY) NUMBER | % | UNKNOWN NUMBER | % | TOTAL NUMBER |
|---|---|---|---|---|---|---|---|---|---|---|---|---|---|---|---|---|---|---|---|---|
| **Unit 01** | | | | | | | | | | | | | | | | | | | | |
| **Unit/Subunit 01A** | | | | | | | | | | | | | | | | | | | | |
| | SUCCESSFUL | 1 | 20.00 | 0 | 0.00 | 4 | 80.00 | 0 | 0.00 | 0 | 0.00 | 0 | 0.00 | 0 | 0.00 | | | 0 | 0.00 | 5 |
| | UNSUCCESSFUL | 5 | 16.13 | 0 | 0.00 | 24 | 77.42 | 0 | 0.00 | 0 | 0.00 | 0 | 0.00 | 0 | 0.00 | | | 2 | 6.45 | 31 |
| | TOTAL | 6 | 16.67 | 0 | 0.00 | 28 | 77.78 | 0 | 0.00 | 0 | 0.00 | 0 | 0.00 | 0 | 0.00 | | | 2 | 5.56 | 36 |
| **Unit/Subunit 01B** | | | | | | | | | | | | | | | | | | | | |
| | SUCCESSFUL | 1 | 2.13 | 0 | 0.00 | 45 | 95.74 | 0 | 0.00 | 0 | 0.00 | 0 | 0.00 | 0 | 0.00 | | | 1 | 2.13 | 47 |
| | UNSUCCESSFUL | 19 | 6.48 | 0 | 0.00 | 212 | 72.35 | 0 | 0.00 | 0 | 0.00 | 0 | 0.00 | 3 | 1.02 | | | 59 | 20.14 | 293 |
| | TOTAL | 20 | 5.88 | 0 | 0.00 | 257 | 75.59 | 0 | 0.00 | 0 | 0.00 | 0 | 0.00 | 3 | 0.88 | | | 60 | 17.65 | 340 |
| **Unit/Subunit 01C** | | | | | | | | | | | | | | | | | | | | |
| | SUCCESSFUL | 7 | 14.89 | 0 | 0.00 | 30 | 63.83 | 1 | 2.13 | 0 | 0.00 | 0 | 0.00 | 9 | 19.15 | | | 0 | 0.00 | 47 |
| | UNSUCCESSFUL | 22 | 12.43 | 0 | 0.00 | 118 | 66.67 | 0 | 0.00 | 0 | 0.00 | 2 | 1.13 | 35 | 19.77 | | | 0 | 0.00 | 177 |
| | TOTAL | 29 | 12.95 | 0 | 0.00 | 148 | 66.07 | 1 | 0.45 | 0 | 0.00 | 2 | 0.89 | 44 | 19.64 | | | 0 | 0.00 | 224 |
| **TOTAL UNIT** | | | | | | | | | | | | | | | | | | | | |
| | SUCCESSFUL | 9 | 9.09 | 0 | 0.00 | 79 | 79.80 | 1 | 1.01 | 0 | 0.00 | 0 | 0.00 | 9 | 9.09 | | | 1 | 1.01 | 99 |
| | UNSUCCESSFUL | 46 | 9.18 | 0 | 0.00 | 354 | 70.66 | 0 | 0.00 | 0 | 0.00 | 2 | 0.40 | 38 | 7.58 | | | 61 | 12.18 | 501 |
| | TOTAL | 55 | 9.17 | 0 | 0.00 | 433 | 72.17 | 1 | 0.17 | 0 | 0.00 | 2 | 0.33 | 47 | 7.83 | | | 62 | 10.33 | 600 |
| **Unit 03** | | | | | | | | | | | | | | | | | | | | |
| **TOTAL UNIT** | | | | | | | | | | | | | | | | | | | | |
| | SUCCESSFUL | 0 | 0.00 | 0 | 0.00 | 0 | 0.00 | 0 | 0.00 | 0 | 0.00 | 0 | 0.00 | 14 | 93.33 | | | 1 | 6.67 | 15 |
| | UNSUCCESSFUL | 0 | 0.00 | 0 | 0.00 | 7 | 3.59 | 0 | 0.00 | 0 | 0.00 | 3 | 1.54 | 171 | 87.69 | | | 14 | 7.18 | 195 |
| | TOTAL | 0 | 0.00 | 0 | 0.00 | 7 | 3.33 | 0 | 0.00 | 0 | 0.00 | 3 | 1.43 | 185 | 88.10 | | | 15 | 7.14 | 210 |
| **Unit 05** | | | | | | | | | | | | | | | | | | | | |
| **Unit/Subunit 05A** | | | | | | | | | | | | | | | | | | | | |
| | SUCCESSFUL | 22 | 44.00 | 0 | 0.00 | 8 | 16.00 | 9 | 18.00 | 0 | 0.00 | 0 | 0.00 | 11 | 22.00 | | | 0 | 0.00 | 50 |
| | UNSUCCESSFUL | 40 | 26.85 | 0 | 0.00 | 19 | 12.75 | 11 | 7.38 | 0 | 0.00 | 0 | 0.00 | 79 | 53.02 | | | 0 | 0.00 | 149 |
| | TOTAL | 62 | 31.16 | 0 | 0.00 | 27 | 13.57 | 20 | 10.05 | 0 | 0.00 | 0 | 0.00 | 90 | 45.23 | | | 0 | 0.00 | 199 |
| **Unit/Subunit 05B** | | | | | | | | | | | | | | | | | | | | |
| | SUCCESSFUL | 5 | 71.43 | 0 | 0.00 | 2 | 28.57 | 0 | 0.00 | 0 | 0.00 | 0 | 0.00 | 0 | 0.00 | | | 0 | 0.00 | 7 |
| | UNSUCCESSFUL | 13 | 72.22 | 0 | 0.00 | 5 | 27.78 | 0 | 0.00 | 0 | 0.00 | 0 | 0.00 | 0 | 0.00 | | | 0 | 0.00 | 18 |
| | TOTAL | 18 | 72.00 | 0 | 0.00 | 7 | 28.00 | 0 | 0.00 | 0 | 0.00 | 0 | 0.00 | 0 | 0.00 | | | 0 | 0.00 | 25 |
| **TOTAL UNIT** | | | | | | | | | | | | | | | | | | | | |
| | SUCCESSFUL | 27 | 47.37 | 0 | 0.00 | 10 | 17.54 | 9 | 15.79 | 0 | 0.00 | 0 | 0.00 | 11 | 19.30 | | | 0 | 0.00 | 57 |
| | UNSUCCESSFUL | 53 | 31.74 | 0 | 0.00 | 24 | 14.37 | 11 | 6.59 | 0 | 0.00 | 0 | 0.00 | 79 | 47.31 | | | 0 | 0.00 | 167 |
| | TOTAL | 80 | 35.71 | 0 | 0.00 | 34 | 15.18 | 20 | 8.93 | 0 | 0.00 | 0 | 0.00 | 90 | 40.18 | | | 0 | 0.00 | 224 |
| **Unit 06** | | | | | | | | | | | | | | | | | | | | |
| **Unit/Subunit 06A** | | | | | | | | | | | | | | | | | | | | |
| | SUCCESSFUL | 65 | 48.87 | 0 | 0.00 | 58 | 43.61 | 6 | 4.51 | 0 | 0.00 | 1 | 0.75 | 1 | 0.75 | | | 2 | 1.50 | 133 |
| | UNSUCCESSFUL | 46 | 67.65 | 0 | 0.00 | 15 | 22.06 | 3 | 4.41 | 0 | 0.00 | 0 | 0.00 | 3 | 4.41 | | | 1 | 1.47 | 68 |
| | TOTAL | 111 | 55.22 | 0 | 0.00 | 73 | 36.32 | 9 | 4.48 | 0 | 0.00 | 1 | 0.50 | 4 | 1.99 | | | 3 | 1.49 | 201 |

# 1992-93 TRANSPORTATION METHODS BY SPECIES: MOOSE

| UNIT | SUCCESS | AIRPLANE NUMBER | AIRPLANE % | HORSE/ DOG TEAM NUMBER | HORSE/ DOG TEAM % | BOAT NUMBER | BOAT % | 3-OR-4 WHEELER NUMBER | 3-OR-4 WHEELER % | SNOWMACHINE NUMBER | SNOWMACHINE % | OFF ROAD VEHICLE NUMBER | OFF ROAD VEHICLE % | HIGHWAY VEHICLE NUMBER | HIGHWAY VEHICLE % | WALKING (BEARS ONLY) NUMBER | WALKING (BEARS ONLY) % | UNKNOWN NUMBER | UNKNOWN % | TOTAL NUMBER |
|---|---|---|---|---|---|---|---|---|---|---|---|---|---|---|---|---|---|---|---|---|
| **Unit 06** | | | | | | | | | | | | | | | | | | | | |
| **Unit/Subunit 06B** | | | | | | | | | | | | | | | | | | | | |
| | SUCCESSFUL | 8 | 19.51 | 0 | 0.00 | 28 | 68.29 | 0 | 0.00 | 0 | 0.00 | 3 | 7.32 | 1 | 2.44 | | | 1 | 2.44 | 41 |
| | UNSUCCESSFUL | 3 | 3.41 | 0 | 0.00 | 28 | 31.82 | 0 | 0.00 | 0 | 0.00 | 7 | 7.95 | 49 | 55.68 | | | 1 | 1.14 | 88 |
| | TOTAL | 11 | 8.53 | 0 | 0.00 | 56 | 43.41 | 0 | 0.00 | 0 | 0.00 | 10 | 7.75 | 50 | 38.76 | | | 2 | 1.55 | 129 |
| **Unit/Subunit 06C** | | | | | | | | | | | | | | | | | | | | |
| | SUCCESSFUL | 0 | 0.00 | 0 | 0.00 | 9 | 28.13 | 0 | 0.00 | 0 | 0.00 | 0 | 0.00 | 23 | 71.88 | | | 0 | 0.00 | 32 |
| | UNSUCCESSFUL | 0 | 0.00 | 0 | 0.00 | 1 | 33.33 | 0 | 0.00 | 0 | 0.00 | 0 | 0.00 | 1 | 33.33 | | | 1 | 33.33 | 3 |
| | TOTAL | 0 | 0.00 | 0 | 0.00 | 10 | 28.57 | 0 | 0.00 | 0 | 0.00 | 0 | 0.00 | 24 | 68.57 | | | 1 | 2.86 | 35 |
| **Unit/Subunit 06D** | | | | | | | | | | | | | | | | | | | | |
| | SUCCESSFUL | 0 | 0.00 | 0 | 0.00 | 0 | 0.00 | 0 | 0.00 | 0 | 0.00 | 0 | 0.00 | 2 | 100.00 | | | 0 | 0.00 | 2 |
| | UNSUCCESSFUL | 0 | 0.00 | 0 | 0.00 | 1 | 10.00 | 0 | 0.00 | 0 | 0.00 | 4 | 40.00 | 2 | 20.00 | | | 3 | 30.00 | 10 |
| | TOTAL | 0 | 0.00 | 0 | 0.00 | 1 | 8.33 | 0 | 0.00 | 0 | 0.00 | 4 | 33.33 | 4 | 33.33 | | | 3 | 25.00 | 12 |
| **TOTAL UNIT** | | | | | | | | | | | | | | | | | | | | |
| | SUCCESSFUL | 73 | 35.10 | 0 | 0.00 | 95 | 45.67 | 6 | 2.88 | 0 | 0.00 | 4 | 1.92 | 27 | 12.98 | | | 3 | 1.44 | 208 |
| | UNSUCCESSFUL | 49 | 28.99 | 0 | 0.00 | 45 | 26.63 | 3 | 1.78 | 0 | 0.00 | 11 | 6.51 | 55 | 32.54 | | | 6 | 3.55 | 169 |
| | TOTAL | 122 | 32.36 | 0 | 0.00 | 140 | 37.14 | 9 | 2.39 | 0 | 0.00 | 15 | 3.98 | 82 | 21.75 | | | 9 | 2.39 | 377 |
| **Unit 07** | | | | | | | | | | | | | | | | | | | | |
| **TOTAL UNIT** | | | | | | | | | | | | | | | | | | | | |
| | SUCCESSFUL | 9 | 8.57 | 7 | 6.67 | 43 | 40.95 | 4 | 3.81 | 0 | 0.00 | 0 | 0.00 | 38 | 36.19 | | | 4 | 3.81 | 105 |
| | UNSUCCESSFUL | 15 | 3.71 | 24 | 5.94 | 55 | 13.61 | 12 | 2.97 | 1 | 0.25 | 7 | 1.73 | 265 | 65.59 | | | 25 | 6.19 | 404 |
| | TOTAL | 24 | 4.72 | 31 | 6.09 | 98 | 19.25 | 16 | 3.14 | 1 | 0.20 | 7 | 1.38 | 303 | 59.53 | | | 29 | 5.70 | 509 |
| **Unit 09** | | | | | | | | | | | | | | | | | | | | |
| **Unit/Subunit 09A** | | | | | | | | | | | | | | | | | | | | |
| | SUCCESSFUL | 2 | 33.33 | 0 | 0.00 | 2 | 33.33 | 1 | 16.67 | 0 | 0.00 | 1 | 16.67 | 0 | 0.00 | | | 0 | 0.00 | 6 |
| | UNSUCCESSFUL | 1 | 16.67 | 0 | 0.00 | 2 | 33.33 | 0 | 0.00 | 0 | 0.00 | 1 | 16.67 | 2 | 33.33 | | | 0 | 0.00 | 6 |
| | TOTAL | 3 | 25.00 | 0 | 0.00 | 4 | 33.33 | 1 | 8.33 | 0 | 0.00 | 2 | 16.67 | 2 | 16.67 | | | 0 | 0.00 | 12 |
| **Unit/Subunit 09B** | | | | | | | | | | | | | | | | | | | | |
| | SUCCESSFUL | 39 | 65.00 | 0 | 0.00 | 14 | 23.33 | 1 | 1.67 | 4 | 6.67 | 1 | 1.67 | 1 | 1.67 | | | 0 | 0.00 | 60 |
| | UNSUCCESSFUL | 104 | 75.36 | 0 | 0.00 | 18 | 13.04 | 1 | 0.72 | 6 | 4.35 | 0 | 0.00 | 2 | 1.45 | | | 7 | 5.07 | 138 |
| | TOTAL | 143 | 72.22 | 0 | 0.00 | 32 | 16.16 | 2 | 1.01 | 10 | 5.05 | 1 | 0.51 | 3 | 1.52 | | | 7 | 3.54 | 198 |
| **Unit/Subunit 09C** | | | | | | | | | | | | | | | | | | | | |
| | SUCCESSFUL | 12 | 29.27 | 0 | 0.00 | 16 | 39.02 | 6 | 14.63 | 5 | 12.20 | 0 | 0.00 | 1 | 2.44 | | | 1 | 2.44 | 41 |
| | UNSUCCESSFUL | 19 | 16.81 | 0 | 0.00 | 35 | 30.97 | 28 | 24.78 | 11 | 9.73 | 3 | 2.65 | 10 | 8.85 | | | 7 | 6.19 | 113 |
| | TOTAL | 31 | 20.13 | 0 | 0.00 | 51 | 33.12 | 34 | 22.08 | 16 | 10.39 | 3 | 1.95 | 11 | 7.14 | | | 8 | 5.19 | 154 |
| **Unit/Subunit 09D** | | | | | | | | | | | | | | | | | | | | |
| | SUCCESSFUL | 0 | 0.00 | 0 | 0.00 | 0 | 0.00 | 0 | 0.00 | 0 | 0.00 | 0 | 0.00 | 0 | 0.00 | | | 0 | 0.00 | 0 |
| | UNSUCCESSFUL | 1 | 100.00 | 0 | 0.00 | 0 | 0.00 | 0 | 0.00 | 0 | 0.00 | 0 | 0.00 | 0 | 0.00 | | | 0 | 0.00 | 1 |
| | TOTAL | 1 | 100.00 | 0 | 0.00 | 0 | 0.00 | 0 | 0.00 | 0 | 0.00 | 0 | 0.00 | 0 | 0.00 | | | 0 | 0.00 | 1 |
| **Unit/Subunit 09E** | | | | | | | | | | | | | | | | | | | | |
| | SUCCESSFUL | 74 | 74.00 | 0 | 0.00 | 20 | 20.00 | 3 | 3.00 | 0 | 0.00 | 1 | 1.00 | 1 | 1.00 | | | 1 | 1.00 | 100 |
| | UNSUCCESSFUL | 50 | 54.35 | 1 | 1.09 | 28 | 30.43 | 6 | 6.52 | 2 | 2.17 | 0 | 0.00 | 0 | 0.00 | | | 5 | 5.43 | 92 |
| | TOTAL | 124 | 64.58 | 1 | 0.52 | 48 | 25.00 | 9 | 4.69 | 2 | 1.04 | 1 | 0.52 | 1 | 0.52 | | | 6 | 3.13 | 192 |

# 1992-93 TRANSPORTATION METHODS BY SPECIES: MOOSE

| UNIT | SUCCESS | AIRPLANE NUMBER | AIRPLANE % | HORSE/ DOG TEAM NUMBER | HORSE/ DOG TEAM % | BOAT NUMBER | BOAT % | 3-OR-4 WHEELER NUMBER | 3-OR-4 WHEELER % | SNOWMACHINE NUMBER | SNOWMACHINE % | OFF ROAD VEHICLE NUMBER | OFF ROAD VEHICLE % | HIGHWAY VEHICLE NUMBER | HIGHWAY VEHICLE % | WALKING (BEARS ONLY) NUMBER | WALKING (BEARS ONLY) % | UNKNOWN NUMBER | UNKNOWN % | TOTAL NUMBER |
|---|---|---|---|---|---|---|---|---|---|---|---|---|---|---|---|---|---|---|---|---|
| **Unit 09** | | | | | | | | | | | | | | | | | | | | |
| **Unit/Subunit 09Z** | | | | | | | | | | | | | | | | | | | | |
| | SUCCESSFUL | 0 | 0.00 | 0 | 0.00 | 1 | 100.00 | 0 | 0.00 | 0 | 0.00 | 0 | 0.00 | 0 | 0.00 | | | 0 | 0.00 | 1 |
| | UNSUCCESSFUL | 1 | 50.00 | 0 | 0.00 | 1 | 50.00 | 0 | 0.00 | 0 | 0.00 | 0 | 0.00 | 0 | 0.00 | | | 0 | 0.00 | 2 |
| | TOTAL | 1 | 33.33 | 0 | 0.00 | 2 | 66.67 | 0 | 0.00 | 0 | 0.00 | 0 | 0.00 | 0 | 0.00 | | | 0 | 0.00 | 3 |
| **TOTAL UNIT** | | | | | | | | | | | | | | | | | | | | |
| | SUCCESSFUL | 127 | 61.06 | 0 | 0.00 | 53 | 25.48 | 11 | 5.29 | 9 | 4.33 | 3 | 1.44 | 3 | 1.44 | | | 2 | 0.96 | 208 |
| | UNSUCCESSFUL | 176 | 50.00 | 1 | 0.28 | 84 | 23.86 | 35 | 9.94 | 19 | 5.40 | 4 | 1.14 | 14 | 3.98 | | | 19 | 5.40 | 352 |
| | TOTAL | 303 | 54.11 | 1 | 0.18 | 137 | 24.46 | 46 | 8.21 | 28 | 5.00 | 7 | 1.25 | 17 | 3.04 | | | 21 | 3.75 | 560 |
| **Unit 11** | | | | | | | | | | | | | | | | | | | | |
| **TOTAL UNIT** | | | | | | | | | | | | | | | | | | | | |
| | SUCCESSFUL | 8 | 34.78 | 1 | 4.35 | 2 | 8.70 | 5 | 21.74 | 0 | 0.00 | 0 | 0.00 | 7 | 30.43 | | | 0 | 0.00 | 23 |
| | UNSUCCESSFUL | 28 | 19.86 | 3 | 2.13 | 6 | 4.26 | 33 | 23.40 | 1 | 0.71 | 10 | 7.09 | 44 | 31.21 | | | 16 | 11.35 | 141 |
| | TOTAL | 36 | 21.95 | 4 | 2.44 | 8 | 4.88 | 38 | 23.17 | 1 | 0.61 | 10 | 6.10 | 51 | 31.10 | | | 16 | 9.76 | 164 |
| **Unit 12** | | | | | | | | | | | | | | | | | | | | |
| **TOTAL UNIT** | | | | | | | | | | | | | | | | | | | | |
| | SUCCESSFUL | 13 | 18.31 | 16 | 22.54 | 7 | 9.86 | 8 | 11.27 | 0 | 0.00 | 7 | 9.86 | 20 | 28.17 | | | 0 | 0.00 | 71 |
| | UNSUCCESSFUL | 38 | 9.31 | 8 | 1.96 | 64 | 15.69 | 51 | 12.50 | 0 | 0.00 | 29 | 7.11 | 193 | 47.30 | | | 25 | 6.13 | 408 |
| | TOTAL | 51 | 10.65 | 24 | 5.01 | 71 | 14.82 | 59 | 12.32 | 0 | 0.00 | 36 | 7.52 | 213 | 44.47 | | | 25 | 5.22 | 479 |
| **Unit 13** | | | | | | | | | | | | | | | | | | | | |
| **Unit/Subunit 13A** | | | | | | | | | | | | | | | | | | | | |
| | SUCCESSFUL | 27 | 20.45 | 6 | 4.55 | 5 | 3.79 | 23 | 17.42 | 0 | 0.00 | 36 | 27.27 | 29 | 21.97 | | | 6 | 4.55 | 132 |
| | UNSUCCESSFUL | 48 | 8.86 | 19 | 3.51 | 98 | 18.08 | 92 | 16.97 | 0 | 0.00 | 73 | 13.47 | 186 | 34.32 | | | 26 | 4.80 | 542 |
| | TOTAL | 75 | 11.13 | 25 | 3.71 | 103 | 15.28 | 115 | 17.06 | 0 | 0.00 | 109 | 16.17 | 215 | 31.90 | | | 32 | 4.75 | 674 |
| **Unit/Subunit 13B** | | | | | | | | | | | | | | | | | | | | |
| | SUCCESSFUL | 15 | 8.62 | 9 | 5.17 | 33 | 18.97 | 24 | 13.79 | 0 | 0.00 | 47 | 27.01 | 40 | 22.99 | | | 6 | 3.45 | 174 |
| | UNSUCCESSFUL | 23 | 2.75 | 18 | 2.15 | 115 | 13.74 | 144 | 17.20 | 1 | 0.12 | 103 | 12.31 | 393 | 46.95 | | | 40 | 4.78 | 837 |
| | TOTAL | 38 | 3.76 | 27 | 2.67 | 148 | 14.64 | 168 | 16.62 | 1 | 0.10 | 150 | 14.84 | 433 | 42.83 | | | 46 | 4.55 | 1011 |
| **Unit/Subunit 13C** | | | | | | | | | | | | | | | | | | | | |
| | SUCCESSFUL | 6 | 7.79 | 3 | 3.90 | 1 | 1.30 | 21 | 27.27 | 0 | 0.00 | 22 | 28.57 | 21 | 27.27 | | | 3 | 3.90 | 77 |
| | UNSUCCESSFUL | 14 | 7.69 | 3 | 1.65 | 3 | 1.65 | 53 | 29.12 | 0 | 0.00 | 45 | 24.73 | 49 | 26.92 | | | 15 | 8.24 | 182 |
| | TOTAL | 20 | 7.72 | 6 | 2.32 | 4 | 1.54 | 74 | 28.57 | 0 | 0.00 | 67 | 25.87 | 70 | 27.03 | | | 18 | 6.95 | 259 |
| **Unit/Subunit 13D** | | | | | | | | | | | | | | | | | | | | |
| | SUCCESSFUL | 9 | 14.06 | 5 | 7.81 | 4 | 6.25 | 9 | 14.06 | 0 | 0.00 | 5 | 7.81 | 28 | 43.75 | | | 4 | 6.25 | 64 |
| | UNSUCCESSFUL | 12 | 4.17 | 10 | 3.47 | 14 | 4.86 | 36 | 12.50 | 0 | 0.00 | 20 | 6.94 | 165 | 57.29 | | | 31 | 10.76 | 288 |
| | TOTAL | 21 | 5.97 | 15 | 4.26 | 18 | 5.11 | 45 | 12.78 | 0 | 0.00 | 25 | 7.10 | 193 | 54.83 | | | 35 | 9.94 | 352 |
| **Unit/Subunit 13E** | | | | | | | | | | | | | | | | | | | | |
| | SUCCESSFUL | 34 | 20.24 | 10 | 5.95 | 16 | 9.52 | 34 | 20.24 | 0 | 0.00 | 44 | 26.19 | 24 | 14.29 | | | 6 | 3.57 | 168 |
| | UNSUCCESSFUL | 29 | 6.18 | 10 | 2.13 | 50 | 10.66 | 117 | 24.95 | 0 | 0.00 | 61 | 13.01 | 166 | 35.39 | | | 36 | 7.68 | 469 |
| | TOTAL | 63 | 9.89 | 20 | 3.14 | 66 | 10.36 | 151 | 23.70 | 0 | 0.00 | 105 | 16.48 | 190 | 29.83 | | | 42 | 6.59 | 637 |

# 1992-93 TRANSPORTATION METHODS BY SPECIES: MOOSE

| UNIT | SUCCESS | AIRPLANE NUMBER | % | HORSE/ DOG TEAM NUMBER | % | BOAT NUMBER | % | 3-OR-4 WHEELER NUMBER | % | SNOWMACHINE NUMBER | % | OFF ROAD VEHICLE NUMBER | % | HIGHWAY VEHICLE NUMBER | % | WALKING (BEARS ONLY) NUMBER | % | UNKNOWN NUMBER | % | TOTAL NUMBER |
|---|---|---|---|---|---|---|---|---|---|---|---|---|---|---|---|---|---|---|---|---|
| **Unit 13** | | | | | | | | | | | | | | | | | | | | |
| **Unit/Subunit 13Z** | | | | | | | | | | | | | | | | | | | | |
| | SUCCESSFUL | 3 | 25.00 | 1 | 8.33 | 1 | 8.33 | 2 | 16.67 | 0 | 0.00 | 1 | 8.33 | 4 | 33.33 | | | 0 | 0.00 | 12 |
| | UNSUCCESSFUL | 8 | 2.97 | 6 | 2.23 | 8 | 2.97 | 30 | 11.15 | 0 | 0.00 | 14 | 5.20 | 164 | 60.97 | | | 39 | 14.50 | 269 |
| | TOTAL | 11 | 3.91 | 7 | 2.49 | 9 | 3.20 | 32 | 11.39 | 0 | 0.00 | 15 | 5.34 | 168 | 59.79 | | | 39 | 13.88 | 281 |
| **TOTAL UNIT** | | | | | | | | | | | | | | | | | | | | |
| | SUCCESSFUL | 94 | 14.99 | 34 | 5.42 | 60 | 9.57 | 113 | 18.02 | 0 | 0.00 | 155 | 24.72 | 146 | 23.29 | | | 25 | 3.99 | 627 |
| | UNSUCCESSFUL | 134 | 5.18 | 66 | 2.55 | 288 | 11.13 | 472 | 18.25 | 1 | 0.04 | 316 | 12.21 | 1123 | 43.41 | | | 187 | 7.23 | 2587 |
| | TOTAL | 228 | 7.09 | 100 | 3.11 | 348 | 10.83 | 585 | 18.20 | 1 | 0.03 | 471 | 14.65 | 1269 | 39.48 | | | 212 | 6.60 | 3214 |
| **Unit 14** | | | | | | | | | | | | | | | | | | | | |
| **Unit/Subunit 14A** | | | | | | | | | | | | | | | | | | | | |
| | SUCCESSFUL | 26 | 3.74 | 26 | 3.74 | 89 | 12.81 | 166 | 23.88 | 0 | 0.00 | 50 | 7.19 | 303 | 43.60 | | | 35 | 5.04 | 695 |
| | UNSUCCESSFUL | 47 | 1.57 | 47 | 1.57 | 279 | 9.30 | 535 | 17.84 | 1 | 0.03 | 182 | 6.07 | 1704 | 56.82 | | | 204 | 6.80 | 2999 |
| | TOTAL | 73 | 1.98 | 73 | 1.98 | 368 | 9.96 | 701 | 18.98 | 1 | 0.03 | 232 | 6.28 | 2007 | 54.33 | | | 239 | 6.47 | 3694 |
| **Unit/Subunit 14B** | | | | | | | | | | | | | | | | | | | | |
| | SUCCESSFUL | 9 | 26.47 | 0 | 0.00 | 0 | 0.00 | 14 | 41.18 | 0 | 0.00 | 5 | 14.71 | 5 | 14.71 | | | 1 | 2.94 | 34 |
| | UNSUCCESSFUL | 22 | 7.86 | 1 | 0.36 | 12 | 4.29 | 92 | 32.86 | 0 | 0.00 | 40 | 14.29 | 91 | 32.50 | | | 22 | 7.86 | 280 |
| | TOTAL | 31 | 9.87 | 1 | 0.32 | 12 | 3.82 | 106 | 33.76 | 0 | 0.00 | 45 | 14.33 | 96 | 30.57 | | | 23 | 7.32 | 314 |
| **Unit/Subunit 14C** | | | | | | | | | | | | | | | | | | | | |
| | SUCCESSFUL | 11 | 6.40 | 15 | 8.72 | 30 | 17.44 | 4 | 2.33 | 0 | 0.00 | 2 | 1.16 | 101 | 58.72 | | | 9 | 5.23 | 172 |
| | UNSUCCESSFUL | 18 | 3.40 | 19 | 3.58 | 58 | 10.94 | 31 | 5.85 | 0 | 0.00 | 9 | 1.70 | 340 | 64.15 | | | 55 | 10.38 | 530 |
| | TOTAL | 29 | 4.13 | 34 | 4.84 | 88 | 12.54 | 35 | 4.99 | 0 | 0.00 | 11 | 1.57 | 441 | 62.82 | | | 64 | 9.12 | 702 |
| **Unit/Subunit 14Z** | | | | | | | | | | | | | | | | | | | | |
| | SUCCESSFUL | 1 | 50.00 | 0 | 0.00 | 1 | 50.00 | 0 | 0.00 | 0 | 0.00 | 0 | 0.00 | 0 | 0.00 | | | 0 | 0.00 | 2 |
| | UNSUCCESSFUL | 0 | 0.00 | 1 | 2.38 | 1 | 2.38 | 3 | 7.14 | 0 | 0.00 | 2 | 4.76 | 23 | 54.76 | | | 12 | 28.57 | 42 |
| | TOTAL | 1 | 2.27 | 1 | 2.27 | 2 | 4.55 | 3 | 6.82 | 0 | 0.00 | 2 | 4.55 | 23 | 52.27 | | | 12 | 27.27 | 44 |
| **TOTAL UNIT** | | | | | | | | | | | | | | | | | | | | |
| | SUCCESSFUL | 47 | 5.20 | 41 | 4.54 | 120 | 13.29 | 184 | 20.38 | 0 | 0.00 | 57 | 6.31 | 409 | 45.29 | | | 45 | 4.98 | 903 |
| | UNSUCCESSFUL | 87 | 2.26 | 68 | 1.77 | 350 | 9.09 | 661 | 17.16 | 1 | 0.03 | 233 | 6.05 | 2158 | 56.04 | | | 293 | 7.61 | 3851 |
| | TOTAL | 134 | 2.82 | 109 | 2.29 | 470 | 9.89 | 845 | 17.77 | 1 | 0.02 | 290 | 6.10 | 2567 | 54.00 | | | 338 | 7.11 | 4754 |
| **Unit 15** | | | | | | | | | | | | | | | | | | | | |
| **Unit/Subunit 15A** | | | | | | | | | | | | | | | | | | | | |
| | SUCCESSFUL | 18 | 12.08 | 4 | 2.68 | 17 | 11.41 | 7 | 4.70 | 0 | 0.00 | 6 | 4.03 | 91 | 61.07 | | | 6 | 4.03 | 149 |
| | UNSUCCESSFUL | 48 | 4.41 | 30 | 2.76 | 120 | 11.03 | 43 | 3.95 | 0 | 0.00 | 22 | 2.02 | 726 | 66.73 | | | 99 | 9.10 | 1088 |
| | TOTAL | 66 | 5.34 | 34 | 2.75 | 137 | 11.08 | 50 | 4.04 | 0 | 0.00 | 28 | 2.26 | 817 | 66.05 | | | 105 | 8.49 | 1237 |
| **Unit/Subunit 15B** | | | | | | | | | | | | | | | | | | | | |
| | SUCCESSFUL | 3 | 4.05 | 22 | 29.73 | 7 | 9.46 | 4 | 5.41 | 0 | 0.00 | 1 | 1.35 | 32 | 43.24 | | | 5 | 6.76 | 74 |
| | UNSUCCESSFUL | 9 | 2.76 | 31 | 9.51 | 60 | 18.40 | 10 | 3.07 | 0 | 0.00 | 6 | 1.84 | 176 | 53.99 | | | 34 | 10.43 | 326 |
| | TOTAL | 12 | 3.00 | 53 | 13.25 | 67 | 16.75 | 14 | 3.50 | 0 | 0.00 | 7 | 1.75 | 208 | 52.00 | | | 39 | 9.75 | 400 |
| **Unit/Subunit 15C** | | | | | | | | | | | | | | | | | | | | |
| | SUCCESSFUL | 7 | 3.74 | 31 | 16.58 | 7 | 3.74 | 46 | 24.60 | 0 | 0.00 | 26 | 13.90 | 57 | 30.48 | | | 13 | 6.95 | 187 |
| | UNSUCCESSFUL | 29 | 2.91 | 44 | 4.42 | 61 | 6.13 | 212 | 21.31 | 0 | 0.00 | 110 | 11.06 | 416 | 41.81 | | | 123 | 12.36 | 995 |
| | TOTAL | 36 | 3.05 | 75 | 6.35 | 68 | 5.75 | 258 | 21.83 | 0 | 0.00 | 136 | 11.51 | 473 | 40.02 | | | 136 | 11.51 | 1182 |

# 1992-93 TRANSPORTATION METHODS BY SPECIES: MOOSE

| UNIT | SUCCESS | AIRPLANE NUMBER | AIRPLANE % | HORSE/ DOG TEAM NUMBER | HORSE/ DOG TEAM % | BOAT NUMBER | BOAT % | 3-OR-4 WHEELER NUMBER | 3-OR-4 WHEELER % | SNOWMACHINE NUMBER | SNOWMACHINE % | OFF ROAD VEHICLE NUMBER | OFF ROAD VEHICLE % | HIGHWAY VEHICLE NUMBER | HIGHWAY VEHICLE % | WALKING (BEARS ONLY) NUMBER | WALKING (BEARS ONLY) % | UNKNOWN NUMBER | UNKNOWN % | TOTAL NUMBER |
|---|---|---|---|---|---|---|---|---|---|---|---|---|---|---|---|---|---|---|---|---|
| **Unit 15** | | | | | | | | | | | | | | | | | | | | |
| **Unit/Subunit 15Z** | | | | | | | | | | | | | | | | | | | | |
| | SUCCESSFUL | 0 | 0.00 | 0 | 0.00 | 0 | 0.00 | 0 | 0.00 | 0 | 0.00 | 0 | 0.00 | 1 | 100.00 | | | 0 | 0.00 | 1 |
| | UNSUCCESSFUL | 3 | 5.56 | 1 | 1.85 | 2 | 3.70 | 3 | 5.56 | 0 | 0.00 | 1 | 1.85 | 31 | 57.41 | | | 13 | 24.07 | 54 |
| | TOTAL | 3 | 5.45 | 1 | 1.82 | 2 | 3.64 | 3 | 5.45 | 0 | 0.00 | 1 | 1.82 | 32 | 58.18 | | | 13 | 23.64 | 55 |
| **TOTAL UNIT** | | | | | | | | | | | | | | | | | | | | |
| | SUCCESSFUL | 28 | 6.81 | 57 | 13.87 | 31 | 7.54 | 57 | 13.87 | 0 | 0.00 | 33 | 8.03 | 181 | 44.04 | | | 24 | 5.84 | 411 |
| | UNSUCCESSFUL | 89 | 3.61 | 106 | 4.30 | 243 | 9.87 | 268 | 10.88 | 0 | 0.00 | 139 | 5.64 | 1349 | 54.77 | | | 269 | 10.92 | 2463 |
| | TOTAL | 117 | 4.07 | 163 | 5.67 | 274 | 9.53 | 325 | 11.31 | 0 | 0.00 | 172 | 5.98 | 1530 | 53.24 | | | 293 | 10.19 | 2874 |
| **Unit 16** | | | | | | | | | | | | | | | | | | | | |
| **Unit/Subunit 16A** | | | | | | | | | | | | | | | | | | | | |
| | SUCCESSFUL | 22 | 15.94 | 0 | 0.00 | 29 | 21.01 | 39 | 28.26 | 0 | 0.00 | 19 | 13.77 | 25 | 18.12 | | | 4 | 2.90 | 138 |
| | UNSUCCESSFUL | 68 | 9.58 | 0 | 0.00 | 157 | 22.11 | 134 | 18.87 | 1 | 0.14 | 53 | 7.46 | 269 | 37.89 | | | 28 | 3.94 | 710 |
| | TOTAL | 90 | 10.61 | 0 | 0.00 | 186 | 21.93 | 173 | 20.40 | 1 | 0.12 | 72 | 8.49 | 294 | 34.67 | | | 32 | 3.77 | 848 |
| **Unit/Subunit 16B** | | | | | | | | | | | | | | | | | | | | |
| | SUCCESSFUL | 123 | 51.68 | 6 | 2.52 | 36 | 15.13 | 8 | 3.36 | 39 | 16.39 | 6 | 2.52 | 5 | 2.10 | | | 15 | 6.30 | 238 |
| | UNSUCCESSFUL | 346 | 54.66 | 3 | 0.47 | 165 | 26.07 | 7 | 1.11 | 43 | 6.79 | 9 | 1.42 | 27 | 4.27 | | | 33 | 5.21 | 633 |
| | TOTAL | 469 | 53.85 | 9 | 1.03 | 201 | 23.08 | 15 | 1.72 | 82 | 9.41 | 15 | 1.72 | 32 | 3.67 | | | 48 | 5.51 | 871 |
| **Unit/Subunit 16Z** | | | | | | | | | | | | | | | | | | | | |
| | SUCCESSFUL | 0 | 0.00 | 0 | 0.00 | 0 | 0.00 | 0 | 0.00 | 0 | 0.00 | 0 | 0.00 | 0 | 0.00 | | | 0 | 0.00 | 0 |
| | UNSUCCESSFUL | 8 | 38.10 | 1 | 4.76 | 6 | 28.57 | 0 | 0.00 | 0 | 0.00 | 0 | 0.00 | 3 | 14.29 | | | 3 | 14.29 | 21 |
| | TOTAL | 8 | 38.10 | 1 | 4.76 | 6 | 28.57 | 0 | 0.00 | 0 | 0.00 | 0 | 0.00 | 3 | 14.29 | | | 3 | 14.29 | 21 |
| **TOTAL UNIT** | | | | | | | | | | | | | | | | | | | | |
| | SUCCESSFUL | 145 | 38.56 | 6 | 1.60 | 65 | 17.29 | 47 | 12.50 | 39 | 10.37 | 25 | 6.65 | 30 | 7.98 | | | 19 | 5.05 | 376 |
| | UNSUCCESSFUL | 422 | 30.94 | 4 | 0.29 | 328 | 24.05 | 141 | 10.34 | 44 | 3.23 | 62 | 4.55 | 299 | 21.92 | | | 64 | 4.69 | 1364 |
| | TOTAL | 567 | 32.59 | 10 | 0.57 | 393 | 22.59 | 188 | 10.80 | 83 | 4.77 | 87 | 5.00 | 329 | 18.91 | | | 83 | 4.77 | 1740 |
| **Unit 17** | | | | | | | | | | | | | | | | | | | | |
| **Unit/Subunit 17A** | | | | | | | | | | | | | | | | | | | | |
| | SUCCESSFUL | 0 | 0.00 | 0 | 0.00 | 1 | 100.00 | 0 | 0.00 | 0 | 0.00 | 0 | 0.00 | 0 | 0.00 | | | 0 | 0.00 | 1 |
| | UNSUCCESSFUL | 0 | 0.00 | 0 | 0.00 | 0 | 0.00 | 0 | 0.00 | 0 | 0.00 | 0 | 0.00 | 1 | 100.00 | | | 0 | 0.00 | 1 |
| | TOTAL | 0 | 0.00 | 0 | 0.00 | 1 | 50.00 | 0 | 0.00 | 0 | 0.00 | 0 | 0.00 | 1 | 50.00 | | | 0 | 0.00 | 2 |
| **Unit/Subunit 17B** | | | | | | | | | | | | | | | | | | | | |
| | SUCCESSFUL | 117 | 73.13 | 0 | 0.00 | 42 | 26.25 | 0 | 0.00 | 1 | 0.63 | 0 | 0.00 | 0 | 0.00 | | | 0 | 0.00 | 160 |
| | UNSUCCESSFUL | 202 | 71.38 | 0 | 0.00 | 69 | 24.38 | 0 | 0.00 | 0 | 0.00 | 0 | 0.00 | 2 | 0.71 | | | 10 | 3.53 | 283 |
| | TOTAL | 319 | 72.01 | 0 | 0.00 | 111 | 25.06 | 0 | 0.00 | 1 | 0.23 | 0 | 0.00 | 2 | 0.45 | | | 10 | 2.26 | 443 |
| **Unit/Subunit 17C** | | | | | | | | | | | | | | | | | | | | |
| | SUCCESSFUL | 12 | 13.33 | 0 | 0.00 | 61 | 67.78 | 1 | 1.11 | 9 | 10.00 | 0 | 0.00 | 2 | 2.22 | | | 5 | 5.56 | 90 |
| | UNSUCCESSFUL | 15 | 12.71 | 0 | 0.00 | 91 | 77.12 | 0 | 0.00 | 1 | 0.85 | 1 | 0.85 | 4 | 3.39 | | | 6 | 5.08 | 118 |
| | TOTAL | 27 | 12.98 | 0 | 0.00 | 152 | 73.08 | 1 | 0.48 | 10 | 4.81 | 1 | 0.48 | 6 | 2.88 | | | 11 | 5.29 | 208 |
| **Unit/Subunit 17Z** | | | | | | | | | | | | | | | | | | | | |
| | SUCCESSFUL | 1 | 9.09 | 0 | 0.00 | 8 | 72.73 | 0 | 0.00 | 2 | 18.18 | 0 | 0.00 | 0 | 0.00 | | | 0 | 0.00 | 11 |
| | UNSUCCESSFUL | 6 | 13.33 | 0 | 0.00 | 32 | 71.11 | 0 | 0.00 | 0 | 0.00 | 0 | 0.00 | 1 | 2.22 | | | 6 | 13.33 | 45 |
| | TOTAL | 7 | 12.50 | 0 | 0.00 | 40 | 71.43 | 0 | 0.00 | 2 | 3.57 | 0 | 0.00 | 1 | 1.79 | | | 6 | 10.71 | 56 |

# 1992-93 TRANSPORTATION METHODS BY SPECIES: MOOSE

| UNIT | SUCCESS | AIRPLANE NUMBER | % | HORSE/ DOG TEAM NUMBER | % | BOAT NUMBER | % | 3-OR-4 WHEELER NUMBER | % | SNOWMACHINE NUMBER | % | OFF ROAD VEHICLE NUMBER | % | HIGHWAY VEHICLE NUMBER | % | WALKING (BEARS ONLY) NUMBER | % | UNKNOWN NUMBER | % | TOTAL NUMBER |
|---|---|---|---|---|---|---|---|---|---|---|---|---|---|---|---|---|---|---|---|---|
| **Unit 17** | | | | | | | | | | | | | | | | | | | | |
| **TOTAL UNIT** | | | | | | | | | | | | | | | | | | | | |
| | SUCCESSFUL | 130 | 49.62 | 0 | 0.00 | 112 | 42.75 | 1 | 0.38 | 12 | 4.58 | 0 | 0.00 | 2 | 0.76 | | | 5 | 1.91 | 262 |
| | UNSUCCESSFUL | 223 | 49.89 | 0 | 0.00 | 192 | 42.95 | 0 | 0.00 | 1 | 0.22 | 1 | 0.22 | 8 | 1.79 | | | 22 | 4.92 | 447 |
| | TOTAL | 353 | 49.79 | 0 | 0.00 | 304 | 42.88 | 1 | 0.14 | 13 | 1.83 | 1 | 0.14 | 10 | 1.41 | | | 27 | 3.81 | 709 |
| **Unit 18** | | | | | | | | | | | | | | | | | | | | |
| **TOTAL UNIT** | | | | | | | | | | | | | | | | | | | | |
| | SUCCESSFUL | 1 | 1.30 | 0 | 0.00 | 57 | 74.03 | 0 | 0.00 | 10 | 12.99 | 0 | 0.00 | 5 | 6.49 | | | 4 | 5.19 | 77 |
| | UNSUCCESSFUL | 4 | 1.63 | 1 | 0.41 | 210 | 85.37 | 0 | 0.00 | 6 | 2.44 | 0 | 0.00 | 1 | 0.41 | | | 24 | 9.76 | 246 |
| | TOTAL | 5 | 1.55 | 1 | 0.31 | 267 | 82.66 | 0 | 0.00 | 16 | 4.95 | 0 | 0.00 | 6 | 1.86 | | | 28 | 8.67 | 323 |
| **Unit 19** | | | | | | | | | | | | | | | | | | | | |
| **Unit/Subunit 19A** | | | | | | | | | | | | | | | | | | | | |
| | SUCCESSFUL | 20 | 11.43 | 0 | 0.00 | 114 | 65.14 | 0 | 0.00 | 38 | 21.71 | 0 | 0.00 | 0 | 0.00 | | | 3 | 1.71 | 175 |
| | UNSUCCESSFUL | 15 | 18.52 | 1 | 1.23 | 46 | 56.79 | 0 | 0.00 | 8 | 9.88 | 0 | 0.00 | 0 | 0.00 | | | 11 | 13.58 | 81 |
| | TOTAL | 35 | 13.67 | 1 | 0.39 | 160 | 62.50 | 0 | 0.00 | 46 | 17.97 | 0 | 0.00 | 0 | 0.00 | | | 14 | 5.47 | 256 |
| **Unit/Subunit 19B** | | | | | | | | | | | | | | | | | | | | |
| | SUCCESSFUL | 95 | 70.90 | 0 | 0.00 | 37 | 27.61 | 1 | 0.75 | 0 | 0.00 | 0 | 0.00 | 0 | 0.00 | | | 1 | 0.75 | 134 |
| | UNSUCCESSFUL | 143 | 87.73 | 0 | 0.00 | 13 | 7.98 | 1 | 0.61 | 0 | 0.00 | 0 | 0.00 | 3 | 1.84 | | | 3 | 1.84 | 163 |
| | TOTAL | 238 | 80.13 | 0 | 0.00 | 50 | 16.84 | 2 | 0.67 | 0 | 0.00 | 0 | 0.00 | 3 | 1.01 | | | 4 | 1.35 | 297 |
| **Unit/Subunit 19C** | | | | | | | | | | | | | | | | | | | | |
| | SUCCESSFUL | 70 | 81.40 | 5 | 5.81 | 4 | 4.65 | 6 | 6.98 | 0 | 0.00 | 0 | 0.00 | 0 | 0.00 | | | 1 | 1.16 | 86 |
| | UNSUCCESSFUL | 89 | 79.46 | 1 | 0.89 | 6 | 5.36 | 9 | 8.04 | 0 | 0.00 | 1 | 0.89 | 0 | 0.00 | | | 6 | 5.36 | 112 |
| | TOTAL | 159 | 80.30 | 6 | 3.03 | 10 | 5.05 | 15 | 7.58 | 0 | 0.00 | 1 | 0.51 | 0 | 0.00 | | | 7 | 3.54 | 198 |
| **Unit/Subunit 19D** | | | | | | | | | | | | | | | | | | | | |
| | SUCCESSFUL | 16 | 14.81 | 1 | 0.93 | 75 | 69.44 | 3 | 2.78 | 9 | 8.33 | 0 | 0.00 | 1 | 0.93 | | | 3 | 2.78 | 108 |
| | UNSUCCESSFUL | 23 | 14.11 | 0 | 0.00 | 117 | 71.78 | 2 | 1.23 | 4 | 2.45 | 2 | 1.23 | 5 | 3.07 | | | 10 | 6.13 | 163 |
| | TOTAL | 39 | 14.39 | 1 | 0.37 | 192 | 70.85 | 5 | 1.85 | 13 | 4.80 | 2 | 0.74 | 6 | 2.21 | | | 13 | 4.80 | 271 |
| **Unit/Subunit 19Z** | | | | | | | | | | | | | | | | | | | | |
| | SUCCESSFUL | 7 | 87.50 | 0 | 0.00 | 0 | 0.00 | 0 | 0.00 | 1 | 12.50 | 0 | 0.00 | 0 | 0.00 | | | 0 | 0.00 | 8 |
| | UNSUCCESSFUL | 16 | 55.17 | 0 | 0.00 | 10 | 34.48 | 1 | 3.45 | 1 | 3.45 | 0 | 0.00 | 0 | 0.00 | | | 1 | 3.45 | 29 |
| | TOTAL | 23 | 62.16 | 0 | 0.00 | 10 | 27.03 | 1 | 2.70 | 2 | 5.41 | 0 | 0.00 | 0 | 0.00 | | | 1 | 2.70 | 37 |
| **TOTAL UNIT** | | | | | | | | | | | | | | | | | | | | |
| | SUCCESSFUL | 208 | 40.70 | 6 | 1.17 | 230 | 45.01 | 10 | 1.96 | 48 | 9.39 | 0 | 0.00 | 1 | 0.20 | | | 8 | 1.57 | 511 |
| | UNSUCCESSFUL | 286 | 52.19 | 2 | 0.36 | 192 | 35.04 | 13 | 2.37 | 13 | 2.37 | 3 | 0.55 | 8 | 1.46 | | | 31 | 5.66 | 548 |
| | TOTAL | 494 | 46.65 | 8 | 0.76 | 422 | 39.85 | 23 | 2.17 | 61 | 5.76 | 3 | 0.28 | 9 | 0.85 | | | 39 | 3.68 | 1059 |
| **Unit 20** | | | | | | | | | | | | | | | | | | | | |
| **Unit/Subunit 20A** | | | | | | | | | | | | | | | | | | | | |
| | SUCCESSFUL | 81 | 32.93 | 9 | 3.66 | 66 | 26.83 | 39 | 15.85 | 4 | 1.63 | 25 | 10.16 | 18 | 7.32 | | | 4 | 1.63 | 246 |
| | UNSUCCESSFUL | 140 | 19.02 | 12 | 1.63 | 271 | 36.82 | 123 | 16.71 | 3 | 0.41 | 45 | 6.11 | 97 | 13.18 | | | 45 | 6.11 | 736 |
| | TOTAL | 221 | 22.51 | 21 | 2.14 | 337 | 34.32 | 162 | 16.50 | 7 | 0.71 | 70 | 7.13 | 115 | 11.71 | | | 49 | 4.99 | 982 |

# 1992-93 TRANSPORTATION METHODS BY SPECIES: MOOSE

| UNIT | SUCCESS | AIRPLANE NUMBER | AIRPLANE % | HORSE/ DOG TEAM NUMBER | HORSE/ DOG TEAM % | BOAT NUMBER | BOAT % | 3-OR-4 WHEELER NUMBER | 3-OR-4 WHEELER % | SNOWMACHINE NUMBER | SNOWMACHINE % | OFF ROAD VEHICLE NUMBER | OFF ROAD VEHICLE % | HIGHWAY VEHICLE NUMBER | HIGHWAY VEHICLE % | WALKING (BEARS ONLY) NUMBER | WALKING (BEARS ONLY) % | UNKNOWN NUMBER | UNKNOWN % | TOTAL NUMBER |
|---|---|---|---|---|---|---|---|---|---|---|---|---|---|---|---|---|---|---|---|---|
| **Unit 20** | | | | | | | | | | | | | | | | | | | | |
| **Unit/Subunit 20B** | | | | | | | | | | | | | | | | | | | | |
| | SUCCESSFUL | 15 | 4.34 | 1 | 0.29 | 65 | 18.79 | 66 | 19.08 | 22 | 6.36 | 22 | 6.36 | 141 | 40.75 | | | 14 | 4.05 | 346 |
| | UNSUCCESSFUL | 34 | 1.40 | 6 | 0.25 | 431 | 17.78 | 329 | 13.57 | 61 | 2.52 | 149 | 6.15 | 1211 | 49.96 | | | 203 | 8.37 | 2424 |
| | TOTAL | 49 | 1.77 | 7 | 0.25 | 496 | 17.91 | 395 | 14.26 | 83 | 3.00 | 171 | 6.17 | 1352 | 48.81 | | | 217 | 7.83 | 2770 |
| **Unit/Subunit 20C** | | | | | | | | | | | | | | | | | | | | |
| | SUCCESSFUL | 21 | 31.82 | 0 | 0.00 | 21 | 31.82 | 8 | 12.12 | 4 | 6.06 | 5 | 7.58 | 7 | 10.61 | | | 0 | 0.00 | 66 |
| | UNSUCCESSFUL | 33 | 13.47 | 6 | 2.45 | 91 | 37.14 | 48 | 19.59 | 0 | 0.00 | 22 | 8.98 | 33 | 13.47 | | | 12 | 4.90 | 245 |
| | TOTAL | 54 | 17.36 | 6 | 1.93 | 112 | 36.01 | 56 | 18.01 | 4 | 1.29 | 27 | 8.68 | 40 | 12.86 | | | 12 | 3.86 | 311 |
| **Unit/Subunit 20D** | | | | | | | | | | | | | | | | | | | | |
| | SUCCESSFUL | 11 | 7.64 | 2 | 1.39 | 37 | 25.69 | 26 | 18.06 | 2 | 1.39 | 12 | 8.33 | 52 | 36.11 | | | 2 | 1.39 | 144 |
| | UNSUCCESSFUL | 13 | 2.22 | 18 | 3.08 | 114 | 19.49 | 107 | 18.29 | 5 | 0.85 | 46 | 7.86 | 244 | 41.71 | | | 38 | 6.50 | 585 |
| | TOTAL | 24 | 3.29 | 20 | 2.74 | 151 | 20.71 | 133 | 18.24 | 7 | 0.96 | 58 | 7.96 | 296 | 40.60 | | | 40 | 5.49 | 729 |
| **Unit/Subunit 20E** | | | | | | | | | | | | | | | | | | | | |
| | SUCCESSFUL | 17 | 24.64 | 1 | 1.45 | 4 | 5.80 | 21 | 30.43 | 1 | 1.45 | 7 | 10.14 | 15 | 21.74 | | | 3 | 4.35 | 69 |
| | UNSUCCESSFUL | 26 | 11.82 | 0 | 0.00 | 41 | 18.64 | 44 | 20.00 | 0 | 0.00 | 19 | 8.64 | 78 | 35.45 | | | 12 | 5.45 | 220 |
| | TOTAL | 43 | 14.88 | 1 | 0.35 | 45 | 15.57 | 65 | 22.49 | 1 | 0.35 | 26 | 9.00 | 93 | 32.18 | | | 15 | 5.19 | 289 |
| **Unit/Subunit 20F** | | | | | | | | | | | | | | | | | | | | |
| | SUCCESSFUL | 2 | 7.41 | 1 | 3.70 | 12 | 44.44 | 2 | 7.41 | 4 | 14.81 | 0 | 0.00 | 5 | 18.52 | | | 1 | 3.70 | 27 |
| | UNSUCCESSFUL | 4 | 3.74 | 1 | 0.93 | 44 | 41.12 | 11 | 10.28 | 3 | 2.80 | 2 | 1.87 | 34 | 31.78 | | | 8 | 7.48 | 107 |
| | TOTAL | 6 | 4.48 | 2 | 1.49 | 56 | 41.79 | 13 | 9.70 | 7 | 5.22 | 2 | 1.49 | 39 | 29.10 | | | 9 | 6.72 | 134 |
| **Unit/Subunit 20Z** | | | | | | | | | | | | | | | | | | | | |
| | SUCCESSFUL | 1 | 10.00 | 0 | 0.00 | 4 | 40.00 | 1 | 10.00 | 0 | 0.00 | 2 | 20.00 | 1 | 10.00 | | | 1 | 10.00 | 10 |
| | UNSUCCESSFUL | 5 | 9.62 | 1 | 1.92 | 7 | 13.46 | 5 | 9.62 | 0 | 0.00 | 0 | 0.00 | 19 | 36.54 | | | 15 | 28.85 | 52 |
| | TOTAL | 6 | 9.68 | 1 | 1.61 | 11 | 17.74 | 6 | 9.68 | 0 | 0.00 | 2 | 3.23 | 20 | 32.26 | | | 16 | 25.81 | 62 |
| **TOTAL UNIT** | | | | | | | | | | | | | | | | | | | | |
| | SUCCESSFUL | 148 | 16.30 | 14 | 1.54 | 209 | 23.02 | 163 | 17.95 | 37 | 4.07 | 73 | 8.04 | 239 | 26.32 | | | 25 | 2.75 | 908 |
| | UNSUCCESSFUL | 255 | 5.84 | 44 | 1.01 | 999 | 22.87 | 667 | 15.27 | 72 | 1.65 | 283 | 6.48 | 1716 | 39.28 | | | 333 | 7.62 | 4369 |
| | TOTAL | 403 | 7.64 | 58 | 1.10 | 1208 | 22.89 | 830 | 15.73 | 109 | 2.07 | 356 | 6.75 | 1955 | 37.05 | | | 358 | 6.78 | 5277 |
| **Unit 21** | | | | | | | | | | | | | | | | | | | | |
| **Unit/Subunit 21A** | | | | | | | | | | | | | | | | | | | | |
| | SUCCESSFUL | 74 | 73.27 | 2 | 1.98 | 18 | 17.82 | 2 | 1.98 | 2 | 1.98 | 0 | 0.00 | 0 | 0.00 | | | 3 | 2.97 | 101 |
| | UNSUCCESSFUL | 61 | 82.43 | 0 | 0.00 | 5 | 6.76 | 2 | 2.70 | 0 | 0.00 | 1 | 1.35 | 2 | 2.70 | | | 3 | 4.05 | 74 |
| | TOTAL | 135 | 77.14 | 2 | 1.14 | 23 | 13.14 | 4 | 2.29 | 2 | 1.14 | 1 | 0.57 | 2 | 1.14 | | | 6 | 3.43 | 175 |
| **Unit/Subunit 21B** | | | | | | | | | | | | | | | | | | | | |
| | SUCCESSFUL | 1 | 2.17 | 0 | 0.00 | 38 | 82.61 | 1 | 2.17 | 0 | 0.00 | 0 | 0.00 | 5 | 10.87 | | | 1 | 2.17 | 46 |
| | UNSUCCESSFUL | 12 | 13.33 | 0 | 0.00 | 66 | 73.33 | 1 | 1.11 | 0 | 0.00 | 0 | 0.00 | 6 | 6.67 | | | 5 | 5.56 | 90 |
| | TOTAL | 13 | 9.56 | 0 | 0.00 | 104 | 76.47 | 2 | 1.47 | 0 | 0.00 | 0 | 0.00 | 11 | 8.09 | | | 6 | 4.41 | 136 |
| **Unit/Subunit 21C** | | | | | | | | | | | | | | | | | | | | |
| | SUCCESSFUL | 8 | 88.89 | 0 | 0.00 | 1 | 11.11 | 0 | 0.00 | 0 | 0.00 | 0 | 0.00 | 0 | 0.00 | | | 0 | 0.00 | 9 |
| | UNSUCCESSFUL | 22 | 100.00 | 0 | 0.00 | 0 | 0.00 | 0 | 0.00 | 0 | 0.00 | 0 | 0.00 | 0 | 0.00 | | | 0 | 0.00 | 22 |
| | TOTAL | 30 | 96.77 | 0 | 0.00 | 1 | 3.23 | 0 | 0.00 | 0 | 0.00 | 0 | 0.00 | 0 | 0.00 | | | 0 | 0.00 | 31 |

# 1992-93 TRANSPORTATION METHODS BY SPECIES: MOOSE

| UNIT | SUCCESS | AIRPLANE NUMBER | AIRPLANE % | HORSE/ DOG TEAM NUMBER | HORSE/ DOG TEAM % | BOAT NUMBER | BOAT % | 3-OR-4 WHEELER NUMBER | 3-OR-4 WHEELER % | SNOWMACHINE NUMBER | SNOWMACHINE % | OFF ROAD VEHICLE NUMBER | OFF ROAD VEHICLE % | HIGHWAY VEHICLE NUMBER | HIGHWAY VEHICLE % | WALKING (BEARS ONLY) NUMBER | WALKING (BEARS ONLY) % | UNKNOWN NUMBER | UNKNOWN % | TOTAL NUMBER |
|---|---|---|---|---|---|---|---|---|---|---|---|---|---|---|---|---|---|---|---|---|
| **Unit 21** | | | | | | | | | | | | | | | | | | | | |
| **Unit/Subunit 21D** | | | | | | | | | | | | | | | | | | | | |
| | SUCCESSFUL | 7 | 3.24 | 0 | 0.00 | 189 | 87.50 | 3 | 1.39 | 7 | 3.24 | 0 | 0.00 | 4 | 1.85 | | | 6 | 2.78 | 216 |
| | UNSUCCESSFUL | 14 | 8.38 | 0 | 0.00 | 134 | 80.24 | 3 | 1.80 | 6 | 3.59 | 0 | 0.00 | 5 | 2.99 | | | 5 | 2.99 | 167 |
| | TOTAL | 21 | 5.48 | 0 | 0.00 | 323 | 84.33 | 6 | 1.57 | 13 | 3.39 | 0 | 0.00 | 9 | 2.35 | | | 11 | 2.87 | 383 |
| **Unit/Subunit 21E** | | | | | | | | | | | | | | | | | | | | |
| | SUCCESSFUL | 12 | 9.68 | 1 | 0.81 | 102 | 82.26 | 0 | 0.00 | 3 | 2.42 | 1 | 0.81 | 0 | 0.00 | | | 5 | 4.03 | 124 |
| | UNSUCCESSFUL | 7 | 14.58 | 1 | 2.08 | 38 | 79.17 | 0 | 0.00 | 0 | 0.00 | 0 | 0.00 | 0 | 0.00 | | | 2 | 4.17 | 48 |
| | TOTAL | 19 | 11.05 | 2 | 1.16 | 140 | 81.40 | 0 | 0.00 | 3 | 1.74 | 1 | 0.58 | 0 | 0.00 | | | 7 | 4.07 | 172 |
| **Unit/Subunit 21Z** | | | | | | | | | | | | | | | | | | | | |
| | SUCCESSFUL | 0 | 0.00 | 0 | 0.00 | 1 | 100.00 | 0 | 0.00 | 0 | 0.00 | 0 | 0.00 | 0 | 0.00 | | | 0 | 0.00 | 1 |
| | UNSUCCESSFUL | 7 | 77.78 | 0 | 0.00 | 1 | 11.11 | 1 | 11.11 | 0 | 0.00 | 0 | 0.00 | 0 | 0.00 | | | 0 | 0.00 | 9 |
| | TOTAL | 7 | 70.00 | 0 | 0.00 | 2 | 20.00 | 1 | 10.00 | 0 | 0.00 | 0 | 0.00 | 0 | 0.00 | | | 0 | 0.00 | 10 |
| **TOTAL UNIT** | | | | | | | | | | | | | | | | | | | | |
| | SUCCESSFUL | 102 | 20.52 | 3 | 0.60 | 349 | 70.22 | 6 | 1.21 | 12 | 2.41 | 1 | 0.20 | 9 | 1.81 | | | 15 | 3.02 | 497 |
| | UNSUCCESSFUL | 123 | 30.00 | 1 | 0.24 | 244 | 59.51 | 7 | 1.71 | 6 | 1.46 | 1 | 0.24 | 13 | 3.17 | | | 15 | 3.66 | 410 |
| | TOTAL | 225 | 24.81 | 4 | 0.44 | 593 | 65.38 | 13 | 1.43 | 18 | 1.98 | 2 | 0.22 | 22 | 2.43 | | | 30 | 3.31 | 907 |
| **Unit 22** | | | | | | | | | | | | | | | | | | | | |
| **Unit/Subunit 22A** | | | | | | | | | | | | | | | | | | | | |
| | SUCCESSFUL | 0 | 0.00 | 0 | 0.00 | 8 | 50.00 | 0 | 0.00 | 7 | 43.75 | 0 | 0.00 | 0 | 0.00 | | | 1 | 6.25 | 16 |
| | UNSUCCESSFUL | 0 | 0.00 | 0 | 0.00 | 35 | 72.92 | 1 | 2.08 | 4 | 8.33 | 0 | 0.00 | 0 | 0.00 | | | 8 | 16.67 | 48 |
| | TOTAL | 0 | 0.00 | 0 | 0.00 | 43 | 67.19 | 1 | 1.56 | 11 | 17.19 | 0 | 0.00 | 0 | 0.00 | | | 9 | 14.06 | 64 |
| **Unit/Subunit 22B** | | | | | | | | | | | | | | | | | | | | |
| | SUCCESSFUL | 9 | 14.06 | 0 | 0.00 | 7 | 10.94 | 15 | 23.44 | 20 | 31.25 | 5 | 7.81 | 8 | 12.50 | | | 0 | 0.00 | 64 |
| | UNSUCCESSFUL | 9 | 15.79 | 0 | 0.00 | 16 | 28.07 | 9 | 15.79 | 5 | 8.77 | 4 | 7.02 | 12 | 21.05 | | | 2 | 3.51 | 57 |
| | TOTAL | 18 | 14.88 | 0 | 0.00 | 23 | 19.01 | 24 | 19.83 | 25 | 20.66 | 9 | 7.44 | 20 | 16.53 | | | 2 | 1.65 | 121 |
| **Unit/Subunit 22C** | | | | | | | | | | | | | | | | | | | | |
| | SUCCESSFUL | 1 | 4.00 | 0 | 0.00 | 4 | 16.00 | 6 | 24.00 | 1 | 4.00 | 0 | 0.00 | 11 | 44.00 | | | 2 | 8.00 | 25 |
| | UNSUCCESSFUL | 0 | 0.00 | 1 | 2.94 | 6 | 17.65 | 5 | 14.71 | 1 | 2.94 | 5 | 14.71 | 15 | 44.12 | | | 1 | 2.94 | 34 |
| | TOTAL | 1 | 1.69 | 1 | 1.69 | 10 | 16.95 | 11 | 18.64 | 2 | 3.39 | 5 | 8.47 | 26 | 44.07 | | | 3 | 5.08 | 59 |
| **Unit/Subunit 22D** | | | | | | | | | | | | | | | | | | | | |
| | SUCCESSFUL | 9 | 5.42 | 0 | 0.00 | 18 | 10.84 | 36 | 21.69 | 36 | 21.69 | 11 | 6.63 | 52 | 31.33 | | | 4 | 2.41 | 166 |
| | UNSUCCESSFUL | 6 | 3.35 | 0 | 0.00 | 22 | 12.29 | 17 | 9.50 | 3 | 1.68 | 7 | 3.91 | 99 | 55.31 | | | 25 | 13.97 | 179 |
| | TOTAL | 15 | 4.35 | 0 | 0.00 | 40 | 11.59 | 53 | 15.36 | 39 | 11.30 | 18 | 5.22 | 151 | 43.77 | | | 29 | 8.41 | 345 |
| **Unit/Subunit 22E** | | | | | | | | | | | | | | | | | | | | |
| | SUCCESSFUL | 0 | 0.00 | 0 | 0.00 | 3 | 16.67 | 0 | 0.00 | 15 | 83.33 | 0 | 0.00 | 0 | 0.00 | | | 0 | 0.00 | 18 |
| | UNSUCCESSFUL | 0 | 0.00 | 0 | 0.00 | 0 | 0.00 | 0 | 0.00 | 1 | 100.00 | 0 | 0.00 | 0 | 0.00 | | | 0 | 0.00 | 1 |
| | TOTAL | 0 | 0.00 | 0 | 0.00 | 3 | 15.79 | 0 | 0.00 | 16 | 84.21 | 0 | 0.00 | 0 | 0.00 | | | 0 | 0.00 | 19 |
| **Unit/Subunit 22Z** | | | | | | | | | | | | | | | | | | | | |
| | SUCCESSFUL | n/a | n/a | n/a | n/a | n/a | n/a | n/a | n/a | n/a | n/a | n/a | n/a | n/a | n/a | | | n/a | n/a | 0 |
| | UNSUCCESSFUL | 0 | 0.00 | 0 | 0.00 | 0 | 0.00 | 3 | 7.89 | 0 | 0.00 | 1 | 2.63 | 27 | 71.05 | | | 7 | 18.42 | 38 |
| | TOTAL | 0 | 0.00 | 0 | 0.00 | 0 | 0.00 | 3 | 7.89 | 0 | 0.00 | 1 | 2.63 | 27 | 71.05 | | | 7 | 18.42 | 38 |

# 1992-93 TRANSPORTATION METHODS BY SPECIES: MOOSE

| UNIT | SUCCESS | AIRPLANE NUMBER | AIRPLANE % | HORSE/ DOG TEAM NUMBER | HORSE/ DOG TEAM % | BOAT NUMBER | BOAT % | 3-OR-4 WHEELER NUMBER | 3-OR-4 WHEELER % | SNOWMACHINE NUMBER | SNOWMACHINE % | OFF ROAD VEHICLE NUMBER | OFF ROAD VEHICLE % | HIGHWAY VEHICLE NUMBER | HIGHWAY VEHICLE % | WALKING (BEARS ONLY) NUMBER | WALKING (BEARS ONLY) % | UNKNOWN NUMBER | UNKNOWN % | TOTAL NUMBER |
|---|---|---|---|---|---|---|---|---|---|---|---|---|---|---|---|---|---|---|---|---|
| **Unit 22** | | | | | | | | | | | | | | | | | | | | |
| **TOTAL UNIT** | | | | | | | | | | | | | | | | | | | | |
| | SUCCESSFUL | 19 | 6.57 | 0 | 0.00 | 40 | 13.84 | 57 | 19.72 | 79 | 27.34 | 16 | 5.54 | 71 | 24.57 | | | 7 | 2.42 | 289 |
| | UNSUCCESSFUL | 15 | 4.20 | 1 | 0.28 | 79 | 22.13 | 35 | 9.80 | 14 | 3.92 | 17 | 4.76 | 153 | 42.86 | | | 43 | 12.04 | 357 |
| | TOTAL | 34 | 5.26 | 1 | 0.15 | 119 | 18.42 | 92 | 14.24 | 93 | 14.40 | 33 | 5.11 | 224 | 34.67 | | | 50 | 7.74 | 646 |
| **Unit 23** | | | | | | | | | | | | | | | | | | | | |
| **TOTAL UNIT** | | | | | | | | | | | | | | | | | | | | |
| | SUCCESSFUL | 122 | 67.03 | 1 | 0.55 | 30 | 16.48 | 5 | 2.75 | 21 | 11.54 | 0 | 0.00 | 2 | 1.10 | | | 1 | 0.55 | 182 |
| | UNSUCCESSFUL | 126 | 70.39 | 0 | 0.00 | 34 | 18.99 | 3 | 1.68 | 2 | 1.12 | 0 | 0.00 | 1 | 0.56 | | | 13 | 7.26 | 179 |
| | TOTAL | 248 | 68.70 | 1 | 0.28 | 64 | 17.73 | 8 | 2.22 | 23 | 6.37 | 0 | 0.00 | 3 | 0.83 | | | 14 | 3.88 | 361 |
| **Unit 24** | | | | | | | | | | | | | | | | | | | | |
| **TOTAL UNIT** | | | | | | | | | | | | | | | | | | | | |
| | SUCCESSFUL | 20 | 14.93 | 0 | 0.00 | 69 | 51.49 | 5 | 3.73 | 6 | 4.48 | 1 | 0.75 | 25 | 18.66 | | | 8 | 5.97 | 134 |
| | UNSUCCESSFUL | 43 | 21.39 | 9 | 4.48 | 57 | 28.36 | 9 | 4.48 | 1 | 0.50 | 3 | 1.49 | 60 | 29.85 | | | 19 | 9.45 | 201 |
| | TOTAL | 63 | 18.81 | 9 | 2.69 | 126 | 37.61 | 14 | 4.18 | 7 | 2.09 | 4 | 1.19 | 85 | 25.37 | | | 27 | 8.06 | 335 |
| **Unit 25** | | | | | | | | | | | | | | | | | | | | |
| **Unit/Subunit 25A** | | | | | | | | | | | | | | | | | | | | |
| | SUCCESSFUL | 13 | 76.47 | 1 | 5.88 | 2 | 11.76 | 0 | 0.00 | 0 | 0.00 | 0 | 0.00 | 0 | 0.00 | | | 1 | 5.88 | 17 |
| | UNSUCCESSFUL | 20 | 64.52 | 0 | 0.00 | 6 | 19.35 | 0 | 0.00 | 0 | 0.00 | 1 | 3.23 | 3 | 9.68 | | | 1 | 3.23 | 31 |
| | TOTAL | 33 | 68.75 | 1 | 2.08 | 8 | 16.67 | 0 | 0.00 | 0 | 0.00 | 1 | 2.08 | 3 | 6.25 | | | 2 | 4.17 | 48 |
| **Unit/Subunit 25B** | | | | | | | | | | | | | | | | | | | | |
| | SUCCESSFUL | 4 | 22.22 | 1 | 5.56 | 11 | 61.11 | 0 | 0.00 | 2 | 11.11 | 0 | 0.00 | 0 | 0.00 | | | 0 | 0.00 | 18 |
| | UNSUCCESSFUL | 7 | 9.09 | 0 | 0.00 | 66 | 85.71 | 0 | 0.00 | 0 | 0.00 | 0 | 0.00 | 2 | 2.60 | | | 2 | 2.60 | 77 |
| | TOTAL | 11 | 11.58 | 1 | 1.05 | 77 | 81.05 | 0 | 0.00 | 2 | 2.11 | 0 | 0.00 | 2 | 2.11 | | | 2 | 2.11 | 95 |
| **Unit/Subunit 25C** | | | | | | | | | | | | | | | | | | | | |
| | SUCCESSFUL | 7 | 17.95 | 0 | 0.00 | 5 | 12.82 | 13 | 33.33 | 0 | 0.00 | 3 | 7.69 | 10 | 25.64 | | | 1 | 2.56 | 39 |
| | UNSUCCESSFUL | 4 | 2.40 | 1 | 0.60 | 31 | 18.56 | 45 | 26.95 | 0 | 0.00 | 12 | 7.19 | 68 | 40.72 | | | 6 | 3.59 | 167 |
| | TOTAL | 11 | 5.34 | 1 | 0.49 | 36 | 17.48 | 58 | 28.16 | 0 | 0.00 | 15 | 7.28 | 78 | 37.86 | | | 7 | 3.40 | 206 |
| **Unit/Subunit 25D** | | | | | | | | | | | | | | | | | | | | |
| | SUCCESSFUL | 8 | 28.57 | 0 | 0.00 | 18 | 64.29 | 0 | 0.00 | 1 | 3.57 | 1 | 3.57 | 0 | 0.00 | | | 0 | 0.00 | 28 |
| | UNSUCCESSFUL | 14 | 14.14 | 0 | 0.00 | 66 | 66.67 | 1 | 1.01 | 4 | 4.04 | 1 | 1.01 | 9 | 9.09 | | | 4 | 4.04 | 99 |
| | TOTAL | 22 | 17.32 | 0 | 0.00 | 84 | 66.14 | 1 | 0.79 | 5 | 3.94 | 2 | 1.57 | 9 | 7.09 | | | 4 | 3.15 | 127 |
| **Unit/Subunit 25Z** | | | | | | | | | | | | | | | | | | | | |
| | SUCCESSFUL | 1 | 50.00 | 0 | 0.00 | 1 | 50.00 | 0 | 0.00 | 0 | 0.00 | 0 | 0.00 | 0 | 0.00 | | | 0 | 0.00 | 2 |
| | UNSUCCESSFUL | 1 | 16.67 | 0 | 0.00 | 3 | 50.00 | 0 | 0.00 | 0 | 0.00 | 0 | 0.00 | 0 | 0.00 | | | 2 | 33.33 | 6 |
| | TOTAL | 2 | 25.00 | 0 | 0.00 | 4 | 50.00 | 0 | 0.00 | 0 | 0.00 | 0 | 0.00 | 0 | 0.00 | | | 2 | 25.00 | 8 |
| **TOTAL UNIT** | | | | | | | | | | | | | | | | | | | | |
| | SUCCESSFUL | 33 | 31.73 | 2 | 1.92 | 37 | 35.58 | 13 | 12.50 | 3 | 2.88 | 4 | 3.85 | 10 | 9.62 | | | 2 | 1.92 | 104 |
| | UNSUCCESSFUL | 46 | 12.11 | 1 | 0.26 | 172 | 45.26 | 46 | 12.11 | 4 | 1.05 | 14 | 3.68 | 82 | 21.58 | | | 15 | 3.95 | 380 |
| | TOTAL | 79 | 16.32 | 3 | 0.62 | 209 | 43.18 | 59 | 12.19 | 7 | 1.45 | 18 | 3.72 | 92 | 19.01 | | | 17 | 3.51 | 484 |

# 1992-93 TRANSPORTATION METHODS BY SPECIES: MOOSE

| UNIT | SUCCESS | AIRPLANE NUMBER | AIRPLANE % | HORSE/ DOG TEAM NUMBER | HORSE/ DOG TEAM % | BOAT NUMBER | BOAT % | 3-OR-4 WHEELER NUMBER | 3-OR-4 WHEELER % | SNOWMACHINE NUMBER | SNOWMACHINE % | OFF ROAD VEHICLE NUMBER | OFF ROAD VEHICLE % | HIGHWAY VEHICLE NUMBER | HIGHWAY VEHICLE % | WALKING (BEARS ONLY) NUMBER | WALKING (BEARS ONLY) % | UNKNOWN NUMBER | UNKNOWN % | TOTAL NUMBER |
|---|---|---|---|---|---|---|---|---|---|---|---|---|---|---|---|---|---|---|---|---|
| **Unit 26** | | | | | | | | | | | | | | | | | | | | |
| **Unit/Subunit 26A** | | | | | | | | | | | | | | | | | | | | |
| | SUCCESSFUL | 51 | 85.00 | 0 | 0.00 | 8 | 13.33 | 0 | 0.00 | 1 | 1.67 | 0 | 0.00 | 0 | 0.00 | | | 0 | 0.00 | 60 |
| | UNSUCCESSFUL | 37 | 82.22 | 0 | 0.00 | 7 | 15.56 | 0 | 0.00 | 0 | 0.00 | 0 | 0.00 | 1 | 2.22 | | | 0 | 0.00 | 45 |
| | TOTAL | 88 | 83.81 | 0 | 0.00 | 15 | 14.29 | 0 | 0.00 | 1 | 0.95 | 0 | 0.00 | 1 | 0.95 | | | 0 | 0.00 | 105 |
| **Unit/Subunit 26B** | | | | | | | | | | | | | | | | | | | | |
| | SUCCESSFUL | 37 | 82.22 | 0 | 0.00 | 4 | 8.89 | 0 | 0.00 | 0 | 0.00 | 0 | 0.00 | 4 | 8.89 | | | 0 | 0.00 | 45 |
| | UNSUCCESSFUL | 21 | 46.67 | 0 | 0.00 | 3 | 6.67 | 2 | 4.44 | 0 | 0.00 | 0 | 0.00 | 18 | 40.00 | | | 1 | 2.22 | 45 |
| | TOTAL | 58 | 64.44 | 0 | 0.00 | 7 | 7.78 | 2 | 2.22 | 0 | 0.00 | 0 | 0.00 | 22 | 24.44 | | | 1 | 1.11 | 90 |
| **Unit/Subunit 26C** | | | | | | | | | | | | | | | | | | | | |
| | SUCCESSFUL | 4 | 100.00 | 0 | 0.00 | 0 | 0.00 | 0 | 0.00 | 0 | 0.00 | 0 | 0.00 | 0 | 0.00 | | | 0 | 0.00 | 4 |
| | UNSUCCESSFUL | 1 | 100.00 | 0 | 0.00 | 0 | 0.00 | 0 | 0.00 | 0 | 0.00 | 0 | 0.00 | 0 | 0.00 | | | 0 | 0.00 | 1 |
| | TOTAL | 5 | 100.00 | 0 | 0.00 | 0 | 0.00 | 0 | 0.00 | 0 | 0.00 | 0 | 0.00 | 0 | 0.00 | | | 0 | 0.00 | 5 |
| **Unit/Subunit 26Z** | | | | | | | | | | | | | | | | | | | | |
| | SUCCESSFUL | 0 | 0.00 | 0 | 0.00 | 0 | 0.00 | 0 | 0.00 | 0 | 0.00 | 0 | 0.00 | 0 | 0.00 | | | 0 | 0.00 | 0 |
| | UNSUCCESSFUL | 3 | 100.00 | 0 | 0.00 | 0 | 0.00 | 0 | 0.00 | 0 | 0.00 | 0 | 0.00 | 0 | 0.00 | | | 0 | 0.00 | 3 |
| | TOTAL | 3 | 100.00 | 0 | 0.00 | 0 | 0.00 | 0 | 0.00 | 0 | 0.00 | 0 | 0.00 | 0 | 0.00 | | | 0 | 0.00 | 3 |
| **TOTAL UNIT** | | | | | | | | | | | | | | | | | | | | |
| | SUCCESSFUL | 92 | 84.40 | 0 | 0.00 | 12 | 11.01 | 0 | 0.00 | 1 | 0.92 | 0 | 0.00 | 4 | 3.67 | | | 0 | 0.00 | 109 |
| | UNSUCCESSFUL | 62 | 65.96 | 0 | 0.00 | 10 | 10.64 | 2 | 2.13 | 0 | 0.00 | 0 | 0.00 | 19 | 20.21 | | | 1 | 1.06 | 94 |
| | TOTAL | 154 | 75.86 | 0 | 0.00 | 22 | 10.84 | 2 | 0.99 | 1 | 0.49 | 0 | 0.00 | 23 | 11.33 | | | 1 | 0.49 | 203 |
| **Unit 27** | | | | | | | | | | | | | | | | | | | | |
| **TOTAL UNIT** | | | | | | | | | | | | | | | | | | | | |
| | SUCCESSFUL | 9 | 18.37 | 1 | 2.04 | 14 | 28.57 | 8 | 16.33 | 1 | 2.04 | 3 | 6.12 | 8 | 16.33 | | | 5 | 10.20 | 49 |
| | UNSUCCESSFUL | 33 | 11.15 | 2 | 0.68 | 32 | 10.81 | 16 | 5.41 | 5 | 1.69 | 10 | 3.38 | 71 | 23.99 | | | 127 | 42.91 | 296 |
| | TOTAL | 42 | 12.17 | 3 | 0.87 | 46 | 13.33 | 24 | 6.96 | 6 | 1.74 | 13 | 3.77 | 79 | 22.90 | | | 132 | 38.26 | 345 |
| **TOTAL STATEWIDE** | | | | | | | | | | | | | | | | | | | | |
| | SUCCESSFUL | 1464 | 23.52 | 189 | 3.04 | 1724 | 27.69 | 713 | 11.45 | 278 | 4.47 | 382 | 6.14 | 1271 | 20.42 | | | 204 | 3.28 | 6225 |
| | UNSUCCESSFUL | 2353 | 11.69 | 341 | 1.69 | 4069 | 20.21 | 2485 | 12.35 | 191 | 0.95 | 1148 | 5.70 | 7920 | 39.35 | | | 1622 | 8.06 | 20129 |
| | TOTAL | 3817 | 14.48 | 530 | 2.01 | 5793 | 21.98 | 3198 | 12.13 | 469 | 1.78 | 1530 | 5.81 | 9191 | 34.88 | | | 1826 | 6.93 | 26354 |

# 1992-93 TRANSPORTATION METHODS BY SPECIES: MT. GOAT

| UNIT | SUCCESS | AIRPLANE NUMBER | % | HORSE/ DOG TEAM NUMBER | % | BOAT NUMBER | % | 3-OR-4 WHEELER NUMBER | % | SNOWMACHINE NUMBER | % | OFF ROAD VEHICLE NUMBER | % | HIGHWAY VEHICLE NUMBER | % | WALKING (BEARS ONLY) NUMBER | % | UNKNOWN NUMBER | % | TOTAL NUMBER |
|---|---|---|---|---|---|---|---|---|---|---|---|---|---|---|---|---|---|---|---|---|
| **Unit 01** | | | | | | | | | | | | | | | | | | | | |
| **Unit/Subunit 01A** | | | | | | | | | | | | | | | | | | | | |
| | SUCCESSFUL | 20 | 86.96 | 0 | 0.00 | 3 | 13.04 | 0 | 0.00 | 0 | 0.00 | 0 | 0.00 | 0 | 0.00 | | | 0 | 0.00 | 23 |
| | UNSUCCESSFUL | 27 | 35.53 | 2 | 2.63 | 46 | 60.53 | 0 | 0.00 | 0 | 0.00 | 0 | 0.00 | 0 | 0.00 | | | 1 | 1.32 | 76 |
| | TOTAL | 47 | 47.47 | 2 | 2.02 | 49 | 49.49 | 0 | 0.00 | 0 | 0.00 | 0 | 0.00 | 0 | 0.00 | | | 1 | 1.01 | 99 |
| **Unit/Subunit 01B** | | | | | | | | | | | | | | | | | | | | |
| | SUCCESSFUL | 14 | 46.67 | 0 | 0.00 | 16 | 53.33 | 0 | 0.00 | 0 | 0.00 | 0 | 0.00 | 0 | 0.00 | | | 0 | 0.00 | 30 |
| | UNSUCCESSFUL | 16 | 28.57 | 0 | 0.00 | 40 | 71.43 | 0 | 0.00 | 0 | 0.00 | 0 | 0.00 | 0 | 0.00 | | | 0 | 0.00 | 56 |
| | TOTAL | 30 | 34.88 | 0 | 0.00 | 56 | 65.12 | 0 | 0.00 | 0 | 0.00 | 0 | 0.00 | 0 | 0.00 | | | 0 | 0.00 | 86 |
| **Unit/Subunit 01C** | | | | | | | | | | | | | | | | | | | | |
| | SUCCESSFUL | 7 | 17.95 | 0 | 0.00 | 32 | 82.05 | 0 | 0.00 | 0 | 0.00 | 0 | 0.00 | 0 | 0.00 | | | 0 | 0.00 | 39 |
| | UNSUCCESSFUL | 5 | 14.29 | 0 | 0.00 | 23 | 65.71 | 0 | 0.00 | 0 | 0.00 | 0 | 0.00 | 7 | 20.00 | | | 0 | 0.00 | 35 |
| | TOTAL | 12 | 16.22 | 0 | 0.00 | 55 | 74.32 | 0 | 0.00 | 0 | 0.00 | 0 | 0.00 | 7 | 9.46 | | | 0 | 0.00 | 74 |
| **Unit/Subunit 01D** | | | | | | | | | | | | | | | | | | | | |
| | SUCCESSFUL | 0 | 0.00 | 0 | 0.00 | 9 | 39.13 | 0 | 0.00 | 1 | 4.35 | 0 | 0.00 | 5 | 21.74 | | | 8 | 34.78 | 23 |
| | UNSUCCESSFUL | 0 | 0.00 | 0 | 0.00 | 15 | 31.91 | 2 | 4.26 | 1 | 2.13 | 1 | 2.13 | 15 | 31.91 | | | 13 | 27.66 | 47 |
| | TOTAL | 0 | 0.00 | 0 | 0.00 | 24 | 34.29 | 2 | 2.86 | 2 | 2.86 | 1 | 1.43 | 20 | 28.57 | | | 21 | 30.00 | 70 |
| **TOTAL UNIT** | | | | | | | | | | | | | | | | | | | | |
| | SUCCESSFUL | 41 | 35.65 | 0 | 0.00 | 60 | 52.17 | 0 | 0.00 | 1 | 0.87 | 0 | 0.00 | 5 | 4.35 | | | 8 | 6.96 | 115 |
| | UNSUCCESSFUL | 48 | 22.43 | 2 | 0.93 | 124 | 57.94 | 2 | 0.93 | 1 | 0.47 | 1 | 0.47 | 22 | 10.28 | | | 14 | 6.54 | 214 |
| | TOTAL | 89 | 27.05 | 2 | 0.61 | 184 | 55.93 | 2 | 0.61 | 2 | 0.61 | 1 | 0.30 | 27 | 8.21 | | | 22 | 6.69 | 329 |
| **Unit 04** | | | | | | | | | | | | | | | | | | | | |
| **TOTAL UNIT** | | | | | | | | | | | | | | | | | | | | |
| | SUCCESSFUL | 13 | 26.00 | 0 | 0.00 | 33 | 66.00 | 0 | 0.00 | 0 | 0.00 | 0 | 0.00 | 0 | 0.00 | | | 4 | 8.00 | 50 |
| | UNSUCCESSFUL | 29 | 30.85 | 0 | 0.00 | 51 | 54.26 | 0 | 0.00 | 0 | 0.00 | 0 | 0.00 | 2 | 2.13 | | | 12 | 12.77 | 94 |
| | TOTAL | 42 | 29.17 | 0 | 0.00 | 84 | 58.33 | 0 | 0.00 | 0 | 0.00 | 0 | 0.00 | 2 | 1.39 | | | 16 | 11.11 | 144 |
| **Unit 05** | | | | | | | | | | | | | | | | | | | | |
| **Unit/Subunit 05A** | | | | | | | | | | | | | | | | | | | | |
| | SUCCESSFUL | 2 | 50.00 | 0 | 0.00 | 2 | 50.00 | 0 | 0.00 | 0 | 0.00 | 0 | 0.00 | 0 | 0.00 | | | 0 | 0.00 | 4 |
| | UNSUCCESSFUL | 1 | 11.11 | 0 | 0.00 | 7 | 77.78 | 0 | 0.00 | 0 | 0.00 | 0 | 0.00 | 1 | 11.11 | | | 0 | 0.00 | 9 |
| | TOTAL | 3 | 23.08 | 0 | 0.00 | 9 | 69.23 | 0 | 0.00 | 0 | 0.00 | 0 | 0.00 | 1 | 7.69 | | | 0 | 0.00 | 13 |
| **TOTAL UNIT** | | | | | | | | | | | | | | | | | | | | |
| | SUCCESSFUL | 2 | 50.00 | 0 | 0.00 | 2 | 50.00 | 0 | 0.00 | 0 | 0.00 | 0 | 0.00 | 0 | 0.00 | | | 0 | 0.00 | 4 |
| | UNSUCCESSFUL | 1 | 11.11 | 0 | 0.00 | 7 | 77.78 | 0 | 0.00 | 0 | 0.00 | 0 | 0.00 | 1 | 11.11 | | | 0 | 0.00 | 9 |
| | TOTAL | 3 | 23.08 | 0 | 0.00 | 9 | 69.23 | 0 | 0.00 | 0 | 0.00 | 0 | 0.00 | 1 | 7.69 | | | 0 | 0.00 | 13 |
| **Unit 06** | | | | | | | | | | | | | | | | | | | | |
| **Unit/Subunit 06A** | | | | | | | | | | | | | | | | | | | | |
| | SUCCESSFUL | 12 | 100.00 | 0 | 0.00 | 0 | 0.00 | 0 | 0.00 | 0 | 0.00 | 0 | 0.00 | 0 | 0.00 | | | 0 | 0.00 | 12 |
| | UNSUCCESSFUL | 14 | 93.33 | 0 | 0.00 | 1 | 6.67 | 0 | 0.00 | 0 | 0.00 | 0 | 0.00 | 0 | 0.00 | | | 0 | 0.00 | 15 |
| | TOTAL | 26 | 96.30 | 0 | 0.00 | 1 | 3.70 | 0 | 0.00 | 0 | 0.00 | 0 | 0.00 | 0 | 0.00 | | | 0 | 0.00 | 27 |

# 1992-93 TRANSPORTATION METHODS BY SPECIES: MT. GOAT

| UNIT | SUCCESS | AIRPLANE NUMBER | % | HORSE/ DOG TEAM NUMBER | % | BOAT NUMBER | % | 3-OR-4 WHEELER NUMBER | % | SNOWMACHINE NUMBER | % | OFF ROAD VEHICLE NUMBER | % | HIGHWAY VEHICLE NUMBER | % | WALKING (BEARS ONLY) NUMBER | % | UNKNOWN NUMBER | % | TOTAL NUMBER |
|---|---|---|---|---|---|---|---|---|---|---|---|---|---|---|---|---|---|---|---|---|
| **Unit 06** | | | | | | | | | | | | | | | | | | | | |
| **Unit/Subunit 06B** | | | | | | | | | | | | | | | | | | | | |
| | SUCCESSFUL | 6 | 100.00 | 0 | 0.00 | 0 | 0.00 | 0 | 0.00 | 0 | 0.00 | 0 | 0.00 | 0 | 0.00 | | | 0 | 0.00 | 6 |
| | UNSUCCESSFUL | 2 | 100.00 | 0 | 0.00 | 0 | 0.00 | 0 | 0.00 | 0 | 0.00 | 0 | 0.00 | 0 | 0.00 | | | 0 | 0.00 | 2 |
| | TOTAL | 8 | 100.00 | 0 | 0.00 | 0 | 0.00 | 0 | 0.00 | 0 | 0.00 | 0 | 0.00 | 0 | 0.00 | | | 0 | 0.00 | 8 |
| **Unit/Subunit 06D** | | | | | | | | | | | | | | | | | | | | |
| | SUCCESSFUL | 18 | 54.55 | 0 | 0.00 | 15 | 45.45 | 0 | 0.00 | 0 | 0.00 | 0 | 0.00 | 0 | 0.00 | | | 0 | 0.00 | 33 |
| | UNSUCCESSFUL | 14 | 23.73 | 0 | 0.00 | 41 | 69.49 | 1 | 1.69 | 0 | 0.00 | 0 | 0.00 | 2 | 3.39 | | | 1 | 1.69 | 59 |
| | TOTAL | 32 | 34.78 | 0 | 0.00 | 56 | 60.87 | 1 | 1.09 | 0 | 0.00 | 0 | 0.00 | 2 | 2.17 | | | 1 | 1.09 | 92 |
| **TOTAL UNIT** | | | | | | | | | | | | | | | | | | | | |
| | SUCCESSFUL | 36 | 70.59 | 0 | 0.00 | 15 | 29.41 | 0 | 0.00 | 0 | 0.00 | 0 | 0.00 | 0 | 0.00 | | | 0 | 0.00 | 51 |
| | UNSUCCESSFUL | 30 | 39.47 | 0 | 0.00 | 42 | 55.26 | 1 | 1.32 | 0 | 0.00 | 0 | 0.00 | 2 | 2.63 | | | 1 | 1.32 | 76 |
| | TOTAL | 66 | 51.97 | 0 | 0.00 | 57 | 44.88 | 1 | 0.79 | 0 | 0.00 | 0 | 0.00 | 2 | 1.57 | | | 1 | 0.79 | 127 |
| **Unit 07** | | | | | | | | | | | | | | | | | | | | |
| **TOTAL UNIT** | | | | | | | | | | | | | | | | | | | | |
| | SUCCESSFUL | 20 | 19.05 | 2 | 1.90 | 28 | 26.67 | 2 | 1.90 | 0 | 0.00 | 2 | 1.90 | 46 | 43.81 | | | 5 | 4.76 | 105 |
| | UNSUCCESSFUL | 19 | 8.37 | 0 | 0.00 | 40 | 17.62 | 10 | 4.41 | 0 | 0.00 | 14 | 6.17 | 134 | 59.03 | | | 10 | 4.41 | 227 |
| | TOTAL | 39 | 11.75 | 2 | 0.60 | 68 | 20.48 | 12 | 3.61 | 0 | 0.00 | 16 | 4.82 | 180 | 54.22 | | | 15 | 4.52 | 332 |
| **Unit 08** | | | | | | | | | | | | | | | | | | | | |
| **TOTAL UNIT** | | | | | | | | | | | | | | | | | | | | |
| | SUCCESSFUL | 32 | 82.05 | 0 | 0.00 | 6 | 15.38 | 0 | 0.00 | 0 | 0.00 | 0 | 0.00 | 0 | 0.00 | | | 1 | 2.56 | 39 |
| | UNSUCCESSFUL | 20 | 83.33 | 0 | 0.00 | 1 | 4.17 | 0 | 0.00 | 0 | 0.00 | 0 | 0.00 | 2 | 8.33 | | | 1 | 4.17 | 24 |
| | TOTAL | 52 | 82.54 | 0 | 0.00 | 7 | 11.11 | 0 | 0.00 | 0 | 0.00 | 0 | 0.00 | 2 | 3.17 | | | 2 | 3.17 | 63 |
| **Unit 11** | | | | | | | | | | | | | | | | | | | | |
| **TOTAL UNIT** | | | | | | | | | | | | | | | | | | | | |
| | SUCCESSFUL | 11 | 64.71 | 1 | 5.88 | 1 | 5.88 | 0 | 0.00 | 0 | 0.00 | 0 | 0.00 | 4 | 23.53 | | | 0 | 0.00 | 17 |
| | UNSUCCESSFUL | 3 | 33.33 | 1 | 11.11 | 0 | 0.00 | 0 | 0.00 | 0 | 0.00 | 0 | 0.00 | 3 | 33.33 | | | 2 | 22.22 | 9 |
| | TOTAL | 14 | 53.85 | 2 | 7.69 | 1 | 3.85 | 0 | 0.00 | 0 | 0.00 | 0 | 0.00 | 7 | 26.92 | | | 2 | 7.69 | 26 |
| **Unit 13** | | | | | | | | | | | | | | | | | | | | |
| **Unit/Subunit 13D** | | | | | | | | | | | | | | | | | | | | |
| | SUCCESSFUL | 3 | 60.00 | 0 | 0.00 | 0 | 0.00 | 0 | 0.00 | 0 | 0.00 | 0 | 0.00 | 2 | 40.00 | | | 0 | 0.00 | 5 |
| | UNSUCCESSFUL | 2 | 22.22 | 0 | 0.00 | 2 | 22.22 | 0 | 0.00 | 0 | 0.00 | 0 | 0.00 | 5 | 55.56 | | | 0 | 0.00 | 9 |
| | TOTAL | 5 | 35.71 | 0 | 0.00 | 2 | 14.29 | 0 | 0.00 | 0 | 0.00 | 0 | 0.00 | 7 | 50.00 | | | 0 | 0.00 | 14 |
| **TOTAL UNIT** | | | | | | | | | | | | | | | | | | | | |
| | SUCCESSFUL | 3 | 60.00 | 0 | 0.00 | 0 | 0.00 | 0 | 0.00 | 0 | 0.00 | 0 | 0.00 | 2 | 40.00 | | | 0 | 0.00 | 5 |
| | UNSUCCESSFUL | 2 | 22.22 | 0 | 0.00 | 2 | 22.22 | 0 | 0.00 | 0 | 0.00 | 0 | 0.00 | 5 | 55.56 | | | 0 | 0.00 | 9 |
| | TOTAL | 5 | 35.71 | 0 | 0.00 | 2 | 14.29 | 0 | 0.00 | 0 | 0.00 | 0 | 0.00 | 7 | 50.00 | | | 0 | 0.00 | 14 |

# 1992-93 TRANSPORTATION METHODS BY SPECIES: MT. GOAT

| UNIT | SUCCESS | AIRPLANE NUMBER | % | HORSE/ DOG TEAM NUMBER | % | BOAT NUMBER | % | 3-OR-4 WHEELER NUMBER | % | SNOWMACHINE NUMBER | % | OFF ROAD VEHICLE NUMBER | % | HIGHWAY VEHICLE NUMBER | % | WALKING (BEARS ONLY) NUMBER | % | UNKNOWN NUMBER | % | TOTAL NUMBER |
|---|---|---|---|---|---|---|---|---|---|---|---|---|---|---|---|---|---|---|---|---|
| **Unit 14** | | | | | | | | | | | | | | | | | | | | |
| **Unit/Subunit 14A** | | | | | | | | | | | | | | | | | | | | |
| | SUCCESSFUL | 1 | 100.00 | 0 | 0.00 | 0 | 0.00 | 0 | 0.00 | 0 | 0.00 | 0 | 0.00 | 0 | 0.00 | | | 0 | 0.00 | 1 |
| | UNSUCCESSFUL | 4 | 44.44 | 0 | 0.00 | 0 | 0.00 | 3 | 33.33 | 0 | 0.00 | 0 | 0.00 | 2 | 22.22 | | | 0 | 0.00 | 9 |
| | TOTAL | 5 | 50.00 | 0 | 0.00 | 0 | 0.00 | 3 | 30.00 | 0 | 0.00 | 0 | 0.00 | 2 | 20.00 | | | 0 | 0.00 | 10 |
| **Unit/Subunit 14C** | | | | | | | | | | | | | | | | | | | | |
| | SUCCESSFUL | 27 | 71.05 | 0 | 0.00 | 5 | 13.16 | 0 | 0.00 | 0 | 0.00 | 0 | 0.00 | 5 | 13.16 | | | 1 | 2.63 | 38 |
| | UNSUCCESSFUL | 42 | 48.84 | 1 | 1.16 | 14 | 16.28 | 0 | 0.00 | 0 | 0.00 | 0 | 0.00 | 24 | 27.91 | | | 5 | 5.81 | 86 |
| | TOTAL | 69 | 55.65 | 1 | 0.81 | 19 | 15.32 | 0 | 0.00 | 0 | 0.00 | 0 | 0.00 | 29 | 23.39 | | | 6 | 4.84 | 124 |
| **TOTAL UNIT** | | | | | | | | | | | | | | | | | | | | |
| | SUCCESSFUL | 28 | 71.79 | 0 | 0.00 | 5 | 12.82 | 0 | 0.00 | 0 | 0.00 | 0 | 0.00 | 5 | 12.82 | | | 1 | 2.56 | 39 |
| | UNSUCCESSFUL | 46 | 48.42 | 1 | 1.05 | 14 | 14.74 | 3 | 3.16 | 0 | 0.00 | 0 | 0.00 | 26 | 27.37 | | | 5 | 5.26 | 95 |
| | TOTAL | 74 | 55.22 | 1 | 0.75 | 19 | 14.18 | 3 | 2.24 | 0 | 0.00 | 0 | 0.00 | 31 | 23.13 | | | 6 | 4.48 | 134 |
| **Unit 15** | | | | | | | | | | | | | | | | | | | | |
| **Unit/Subunit 15B** | | | | | | | | | | | | | | | | | | | | |
| | SUCCESSFUL | 2 | 50.00 | 0 | 0.00 | 2 | 50.00 | 0 | 0.00 | 0 | 0.00 | 0 | 0.00 | 0 | 0.00 | | | 0 | 0.00 | 4 |
| | UNSUCCESSFUL | 5 | 29.41 | 0 | 0.00 | 8 | 47.06 | 0 | 0.00 | 0 | 0.00 | 0 | 0.00 | 3 | 17.65 | | | 1 | 5.88 | 17 |
| | TOTAL | 7 | 33.33 | 0 | 0.00 | 10 | 47.62 | 0 | 0.00 | 0 | 0.00 | 0 | 0.00 | 3 | 14.29 | | | 1 | 4.76 | 21 |
| **Unit/Subunit 15C** | | | | | | | | | | | | | | | | | | | | |
| | SUCCESSFUL | 31 | 45.59 | 3 | 4.41 | 28 | 41.18 | 1 | 1.47 | 0 | 0.00 | 0 | 0.00 | 2 | 2.94 | | | 3 | 4.41 | 68 |
| | UNSUCCESSFUL | 25 | 34.25 | 2 | 2.74 | 35 | 47.95 | 4 | 5.48 | 0 | 0.00 | 1 | 1.37 | 4 | 5.48 | | | 2 | 2.74 | 73 |
| | TOTAL | 56 | 39.72 | 5 | 3.55 | 63 | 44.68 | 5 | 3.55 | 0 | 0.00 | 1 | 0.71 | 6 | 4.26 | | | 5 | 3.55 | 141 |
| **TOTAL UNIT** | | | | | | | | | | | | | | | | | | | | |
| | SUCCESSFUL | 33 | 45.83 | 3 | 4.17 | 30 | 41.67 | 1 | 1.39 | 0 | 0.00 | 0 | 0.00 | 2 | 2.78 | | | 3 | 4.17 | 72 |
| | UNSUCCESSFUL | 30 | 33.33 | 2 | 2.22 | 43 | 47.78 | 4 | 4.44 | 0 | 0.00 | 1 | 1.11 | 7 | 7.78 | | | 3 | 3.33 | 90 |
| | TOTAL | 63 | 38.89 | 5 | 3.09 | 73 | 45.06 | 5 | 3.09 | 0 | 0.00 | 1 | 0.62 | 9 | 5.56 | | | 6 | 3.70 | 162 |
| **TOTAL STATEWIDE** | | | | | | | | | | | | | | | | | | | | |
| | SUCCESSFUL | 219 | 44.06 | 6 | 1.21 | 180 | 36.22 | 3 | 0.60 | 1 | 0.20 | 2 | 0.40 | 64 | 12.88 | | | 22 | 4.43 | 497 |
| | UNSUCCESSFUL | 228 | 26.92 | 6 | 0.71 | 324 | 38.25 | 20 | 2.36 | 1 | 0.12 | 16 | 1.89 | 204 | 24.09 | | | 48 | 5.67 | 847 |
| | TOTAL | 447 | 33.26 | 12 | 0.89 | 504 | 37.50 | 23 | 1.71 | 2 | 0.15 | 18 | 1.34 | 268 | 19.94 | | | 70 | 5.21 | 1344 |

# *1992-93 TRANSPORTATION METHODS BY SPECIES: MUSKOX*

| UNIT | SUCCESS | AIRPLANE NUMBER | % | HORSE/ DOG TEAM NUMBER | % | BOAT NUMBER | % | 3-OR-4 WHEELER NUMBER | % | SNOWMACHINE NUMBER | % | OFF ROAD VEHICLE NUMBER | % | HIGHWAY VEHICLE NUMBER | % | WALKING (BEARS ONLY) NUMBER | % | UNKNOWN NUMBER | % | TOTAL NUMBER |
|---|---|---|---|---|---|---|---|---|---|---|---|---|---|---|---|---|---|---|---|---|
| **Unit 18** | | | | | | | | | | | | | | | | | | | | |
| **TOTAL UNIT** | | | | | | | | | | | | | | | | | | | | |
| | SUCCESSFUL | 0 | 0.00 | 0 | 0.00 | 10 | 9.90 | 0 | 0.00 | 91 | 90.10 | 0 | 0.00 | 0 | 0.00 | | | 0 | 0.00 | 101 |
| | UNSUCCESSFUL | 0 | 0.00 | 0 | 0.00 | 0 | 0.00 | 0 | 0.00 | 0 | 0.00 | 0 | 0.00 | 0 | 0.00 | | | 0 | 0.00 | 0 |
| | TOTAL | 0 | 0.00 | 0 | 0.00 | 10 | 9.90 | 0 | 0.00 | 91 | 90.10 | 0 | 0.00 | 0 | 0.00 | | | 0 | 0.00 | 101 |
| **Unit 26** | | | | | | | | | | | | | | | | | | | | |
| **Unit/Subunit 26C** | | | | | | | | | | | | | | | | | | | | |
| | SUCCESSFUL | 0 | 0.00 | 0 | 0.00 | 0 | 0.00 | 0 | 0.00 | 8 | 100.00 | 0 | 0.00 | 0 | 0.00 | | | 0 | 0.00 | 8 |
| | UNSUCCESSFUL | 0 | 0.00 | 0 | 0.00 | 0 | 0.00 | 0 | 0.00 | 1 | 100.00 | 0 | 0.00 | 0 | 0.00 | | | 0 | 0.00 | 1 |
| | TOTAL | 0 | 0.00 | 0 | 0.00 | 0 | 0.00 | 0 | 0.00 | 9 | 100.00 | 0 | 0.00 | 0 | 0.00 | | | 0 | 0.00 | 9 |
| **TOTAL UNIT** | | | | | | | | | | | | | | | | | | | | |
| | SUCCESSFUL | 0 | 0.00 | 0 | 0.00 | 0 | 0.00 | 0 | 0.00 | 8 | 100.00 | 0 | 0.00 | 0 | 0.00 | | | 0 | 0.00 | 8 |
| | UNSUCCESSFUL | 0 | 0.00 | 0 | 0.00 | 0 | 0.00 | 0 | 0.00 | 1 | 100.00 | 0 | 0.00 | 0 | 0.00 | | | 0 | 0.00 | 1 |
| | TOTAL | 0 | 0.00 | 0 | 0.00 | 0 | 0.00 | 0 | 0.00 | 9 | 100.00 | 0 | 0.00 | 0 | 0.00 | | | 0 | 0.00 | 9 |
| **TOTAL STATEWIDE** | | | | | | | | | | | | | | | | | | | | |
| | SUCCESSFUL | 0 | 0.00 | 0 | 0.00 | 10 | 9.17 | 0 | 0.00 | 99 | 90.83 | 0 | 0.00 | 0 | 0.00 | | | 0 | 0.00 | 109 |
| | UNSUCCESSFUL | 0 | 0.00 | 0 | 0.00 | 0 | 0.00 | 0 | 0.00 | 1 | 100.00 | 0 | 0.00 | 0 | 0.00 | | | 0 | 0.00 | 1 |
| | TOTAL | 0 | 0.00 | 0 | 0.00 | 10 | 9.09 | 0 | 0.00 | 100 | 90.91 | 0 | 0.00 | 0 | 0.00 | | | 0 | 0.00 | 110 |

# 1992-93 TRANSPORTATION METHODS BY SPECIES: OTTER

| UNIT | SUCCESS | AIRPLANE NUMBER | % | HORSE/ DOG TEAM NUMBER | % | BOAT NUMBER | % | 3-OR-4 WHEELER NUMBER | % | SNOWMACHINE NUMBER | % | OFF ROAD VEHICLE NUMBER | % | HIGHWAY VEHICLE NUMBER | % | WALKING (BEARS ONLY) NUMBER | % | UNKNOWN NUMBER | % | TOTAL NUMBER |
|---|---|---|---|---|---|---|---|---|---|---|---|---|---|---|---|---|---|---|---|---|
| **Unit 01** | | | | | | | | | | | | | | | | | | | | |
| **Unit/Subunit 01A** | | | | | | | | | | | | | | | | | | | | |
| | SUCCESSFUL | 0 | 0.00 | 0 | 0.00 | 48 | 96.00 | 0 | 0.00 | 0 | 0.00 | 0 | 0.00 | 0 | 0.00 | | | 2 | 4.00 | 50 |
| | UNSUCCESSFUL | n/a | n/a | n/a | n/a | n/a | n/a | n/a | n/a | n/a | n/a | n/a | n/a | n/a | n/a | | | n/a | n/a | n/a |
| | TOTAL | 0 | 0.00 | 0 | 0.00 | 48 | 96.00 | 0 | 0.00 | 0 | 0.00 | 0 | 0.00 | 0 | 0.00 | | | 2 | 4.00 | 50 |
| **Unit/Subunit 01B** | | | | | | | | | | | | | | | | | | | | |
| | SUCCESSFUL | 0 | 0.00 | 0 | 0.00 | 4 | 66.67 | 0 | 0.00 | 2 | 33.33 | 0 | 0.00 | 0 | 0.00 | | | 0 | 0.00 | 6 |
| | UNSUCCESSFUL | n/a | n/a | n/a | n/a | n/a | n/a | n/a | n/a | n/a | n/a | n/a | n/a | n/a | n/a | | | n/a | n/a | n/a |
| | TOTAL | 0 | 0.00 | 0 | 0.00 | 4 | 66.67 | 0 | 0.00 | 2 | 33.33 | 0 | 0.00 | 0 | 0.00 | | | 0 | 0.00 | 6 |
| **Unit/Subunit 01C** | | | | | | | | | | | | | | | | | | | | |
| | SUCCESSFUL | 0 | 0.00 | 0 | 0.00 | 3 | 50.00 | 0 | 0.00 | 2 | 33.33 | 0 | 0.00 | 1 | 16.67 | | | 0 | 0.00 | 6 |
| | UNSUCCESSFUL | n/a | n/a | n/a | n/a | n/a | n/a | n/a | n/a | n/a | n/a | n/a | n/a | n/a | n/a | | | n/a | n/a | n/a |
| | TOTAL | 0 | 0.00 | 0 | 0.00 | 3 | 50.00 | 0 | 0.00 | 2 | 33.33 | 0 | 0.00 | 1 | 16.67 | | | 0 | 0.00 | 6 |
| **Unit/Subunit 01D** | | | | | | | | | | | | | | | | | | | | |
| | SUCCESSFUL | 0 | 0.00 | 0 | 0.00 | 0 | 0.00 | 0 | 0.00 | 0 | 0.00 | 0 | 0.00 | 1 | 100.00 | | | 0 | 0.00 | 1 |
| | UNSUCCESSFUL | n/a | n/a | n/a | n/a | n/a | n/a | n/a | n/a | n/a | n/a | n/a | n/a | n/a | n/a | | | n/a | n/a | n/a |
| | TOTAL | 0 | 0.00 | 0 | 0.00 | 0 | 0.00 | 0 | 0.00 | 0 | 0.00 | 0 | 0.00 | 1 | 100.00 | | | 0 | 0.00 | 1 |
| **TOTAL UNIT** | | | | | | | | | | | | | | | | | | | | |
| | SUCCESSFUL | 0 | 0.00 | 0 | 0.00 | 55 | 87.30 | 0 | 0.00 | 4 | 6.35 | 0 | 0.00 | 2 | 3.17 | | | 2 | 3.17 | 63 |
| | UNSUCCESSFUL | n/a | n/a | n/a | n/a | n/a | n/a | n/a | n/a | n/a | n/a | n/a | n/a | n/a | n/a | | | n/a | n/a | n/a |
| | TOTAL | 0 | 0.00 | 0 | 0.00 | 55 | 87.30 | 0 | 0.00 | 4 | 6.35 | 0 | 0.00 | 2 | 3.17 | | | 2 | 3.17 | 63 |
| **Unit 02** | | | | | | | | | | | | | | | | | | | | |
| **TOTAL UNIT** | | | | | | | | | | | | | | | | | | | | |
| | SUCCESSFUL | 0 | 0.00 | 0 | 0.00 | 46 | 69.70 | 0 | 0.00 | 3 | 4.55 | 2 | 3.03 | 15 | 22.73 | | | 0 | 0.00 | 66 |
| | UNSUCCESSFUL | n/a | n/a | n/a | n/a | n/a | n/a | n/a | n/a | n/a | n/a | n/a | n/a | n/a | n/a | | | n/a | n/a | n/a |
| | TOTAL | 0 | 0.00 | 0 | 0.00 | 46 | 69.70 | 0 | 0.00 | 3 | 4.55 | 2 | 3.03 | 15 | 22.73 | | | 0 | 0.00 | 66 |
| **Unit 03** | | | | | | | | | | | | | | | | | | | | |
| **TOTAL UNIT** | | | | | | | | | | | | | | | | | | | | |
| | SUCCESSFUL | 0 | 0.00 | 0 | 0.00 | 3 | 75.00 | 0 | 0.00 | 0 | 0.00 | 0 | 0.00 | 1 | 25.00 | | | 0 | 0.00 | 4 |
| | UNSUCCESSFUL | n/a | n/a | n/a | n/a | n/a | n/a | n/a | n/a | n/a | n/a | n/a | n/a | n/a | n/a | | | n/a | n/a | n/a |
| | TOTAL | 0 | 0.00 | 0 | 0.00 | 3 | 75.00 | 0 | 0.00 | 0 | 0.00 | 0 | 0.00 | 1 | 25.00 | | | 0 | 0.00 | 4 |
| **Unit 04** | | | | | | | | | | | | | | | | | | | | |
| **TOTAL UNIT** | | | | | | | | | | | | | | | | | | | | |
| | SUCCESSFUL | 1 | 0.67 | 0 | 0.00 | 140 | 93.96 | 0 | 0.00 | 0 | 0.00 | 0 | 0.00 | 4 | 2.68 | | | 4 | 2.68 | 149 |
| | UNSUCCESSFUL | n/a | n/a | n/a | n/a | n/a | n/a | n/a | n/a | n/a | n/a | n/a | n/a | n/a | n/a | | | n/a | n/a | n/a |
| | TOTAL | 1 | 0.67 | 0 | 0.00 | 140 | 93.96 | 0 | 0.00 | 0 | 0.00 | 0 | 0.00 | 4 | 2.68 | | | 4 | 2.68 | 149 |

# 1992-93 TRANSPORTATION METHODS BY SPECIES: OTTER

| UNIT | SUCCESS | AIRPLANE NUMBER | AIRPLANE % | HORSE/ DOG TEAM NUMBER | HORSE/ DOG TEAM % | BOAT NUMBER | BOAT % | 3-OR-4 WHEELER NUMBER | 3-OR-4 WHEELER % | SNOWMACHINE NUMBER | SNOWMACHINE % | OFF ROAD VEHICLE NUMBER | OFF ROAD VEHICLE % | HIGHWAY VEHICLE NUMBER | HIGHWAY VEHICLE % | WALKING (BEARS ONLY) NUMBER | WALKING (BEARS ONLY) % | UNKNOWN NUMBER | UNKNOWN % | TOTAL NUMBER |
|---|---|---|---|---|---|---|---|---|---|---|---|---|---|---|---|---|---|---|---|---|
| **Unit 05** | | | | | | | | | | | | | | | | | | | | |
| **Unit/Subunit 05A** | | | | | | | | | | | | | | | | | | | | |
| | SUCCESSFUL | 0 | 0.00 | 0 | 0.00 | 0 | 0.00 | 1 | 50.00 | 0 | 0.00 | 0 | 0.00 | 1 | 50.00 | | | 0 | 0.00 | 2 |
| | UNSUCCESSFUL | n/a | n/a | n/a | n/a | n/a | n/a | n/a | n/a | n/a | n/a | n/a | n/a | n/a | n/a | | | n/a | n/a | n/a |
| | TOTAL | 0 | 0.00 | 0 | 0.00 | 0 | 0.00 | 1 | 50.00 | 0 | 0.00 | 0 | 0.00 | 1 | 50.00 | | | 0 | 0.00 | 2 |
| **TOTAL UNIT** | | | | | | | | | | | | | | | | | | | | |
| | SUCCESSFUL | 0 | 0.00 | 0 | 0.00 | 0 | 0.00 | 1 | 50.00 | 0 | 0.00 | 0 | 0.00 | 1 | 50.00 | | | 0 | 0.00 | 2 |
| | UNSUCCESSFUL | n/a | n/a | n/a | n/a | n/a | n/a | n/a | n/a | n/a | n/a | n/a | n/a | n/a | n/a | | | n/a | n/a | n/a |
| | TOTAL | 0 | 0.00 | 0 | 0.00 | 0 | 0.00 | 1 | 50.00 | 0 | 0.00 | 0 | 0.00 | 1 | 50.00 | | | 0 | 0.00 | 2 |
| **Unit 06** | | | | | | | | | | | | | | | | | | | | |
| **Unit/Subunit 06C** | | | | | | | | | | | | | | | | | | | | |
| | SUCCESSFUL | 0 | 0.00 | 0 | 0.00 | 0 | 0.00 | 0 | 0.00 | 0 | 0.00 | 0 | 0.00 | 8 | 100.00 | | | 0 | 0.00 | 8 |
| | UNSUCCESSFUL | n/a | n/a | n/a | n/a | n/a | n/a | n/a | n/a | n/a | n/a | n/a | n/a | n/a | n/a | | | n/a | n/a | n/a |
| | TOTAL | 0 | 0.00 | 0 | 0.00 | 0 | 0.00 | 0 | 0.00 | 0 | 0.00 | 0 | 0.00 | 8 | 100.00 | | | 0 | 0.00 | 8 |
| **Unit/Subunit 06D** | | | | | | | | | | | | | | | | | | | | |
| | SUCCESSFUL | 0 | 0.00 | 0 | 0.00 | 50 | 81.97 | 0 | 0.00 | 6 | 9.84 | 0 | 0.00 | 4 | 6.56 | | | 1 | 1.64 | 61 |
| | UNSUCCESSFUL | n/a | n/a | n/a | n/a | n/a | n/a | n/a | n/a | n/a | n/a | n/a | n/a | n/a | n/a | | | n/a | n/a | n/a |
| | TOTAL | 0 | 0.00 | 0 | 0.00 | 50 | 81.97 | 0 | 0.00 | 6 | 9.84 | 0 | 0.00 | 4 | 6.56 | | | 1 | 1.64 | 61 |
| **TOTAL UNIT** | | | | | | | | | | | | | | | | | | | | |
| | SUCCESSFUL | 0 | 0.00 | 0 | 0.00 | 50 | 72.46 | 0 | 0.00 | 6 | 8.70 | 0 | 0.00 | 12 | 17.39 | | | 1 | 1.45 | 69 |
| | UNSUCCESSFUL | n/a | n/a | n/a | n/a | n/a | n/a | n/a | n/a | n/a | n/a | n/a | n/a | n/a | n/a | | | n/a | n/a | n/a |
| | TOTAL | 0 | 0.00 | 0 | 0.00 | 50 | 72.46 | 0 | 0.00 | 6 | 8.70 | 0 | 0.00 | 12 | 17.39 | | | 1 | 1.45 | 69 |
| **Unit 07** | | | | | | | | | | | | | | | | | | | | |
| **TOTAL UNIT** | | | | | | | | | | | | | | | | | | | | |
| | SUCCESSFUL | 0 | 0.00 | 0 | 0.00 | 0 | 0.00 | 0 | 0.00 | 0 | 0.00 | 0 | 0.00 | 3 | 100.00 | | | 0 | 0.00 | 3 |
| | UNSUCCESSFUL | n/a | n/a | n/a | n/a | n/a | n/a | n/a | n/a | n/a | n/a | n/a | n/a | n/a | n/a | | | n/a | n/a | n/a |
| | TOTAL | 0 | 0.00 | 0 | 0.00 | 0 | 0.00 | 0 | 0.00 | 0 | 0.00 | 0 | 0.00 | 3 | 100.00 | | | 0 | 0.00 | 3 |
| **Unit 08** | | | | | | | | | | | | | | | | | | | | |
| **TOTAL UNIT** | | | | | | | | | | | | | | | | | | | | |
| | SUCCESSFUL | 21 | 23.08 | 0 | 0.00 | 37 | 40.66 | 7 | 7.69 | 0 | 0.00 | 0 | 0.00 | 12 | 13.19 | | | 14 | 15.38 | 91 |
| | UNSUCCESSFUL | n/a | n/a | n/a | n/a | n/a | n/a | n/a | n/a | n/a | n/a | n/a | n/a | n/a | n/a | | | n/a | n/a | n/a |
| | TOTAL | 21 | 23.08 | 0 | 0.00 | 37 | 40.66 | 7 | 7.69 | 0 | 0.00 | 0 | 0.00 | 12 | 13.19 | | | 14 | 15.38 | 91 |
| **Unit 09** | | | | | | | | | | | | | | | | | | | | |
| **Unit/Subunit 09B** | | | | | | | | | | | | | | | | | | | | |
| | SUCCESSFUL | 0 | 0.00 | 0 | 0.00 | 0 | 0.00 | 18 | 36.00 | 32 | 64.00 | 0 | 0.00 | 0 | 0.00 | | | 0 | 0.00 | 50 |
| | UNSUCCESSFUL | n/a | n/a | n/a | n/a | n/a | n/a | n/a | n/a | n/a | n/a | n/a | n/a | n/a | n/a | | | n/a | n/a | n/a |
| | TOTAL | 0 | 0.00 | 0 | 0.00 | 0 | 0.00 | 18 | 36.00 | 32 | 64.00 | 0 | 0.00 | 0 | 0.00 | | | 0 | 0.00 | 50 |
| **Unit/Subunit 09C** | | | | | | | | | | | | | | | | | | | | |
| | SUCCESSFUL | 0 | 0.00 | 0 | 0.00 | 3 | 9.09 | 6 | 18.18 | 9 | 27.27 | 0 | 0.00 | 4 | 12.12 | | | 11 | 33.33 | 33 |
| | UNSUCCESSFUL | n/a | n/a | n/a | n/a | n/a | n/a | n/a | n/a | n/a | n/a | n/a | n/a | n/a | n/a | | | n/a | n/a | n/a |
| | TOTAL | 0 | 0.00 | 0 | 0.00 | 3 | 9.09 | 6 | 18.18 | 9 | 27.27 | 0 | 0.00 | 4 | 12.12 | | | 11 | 33.33 | 33 |

# 1992-93 TRANSPORTATION METHODS BY SPECIES: OTTER

| UNIT | SUCCESS | AIRPLANE NUMBER | % | HORSE/ DOG TEAM NUMBER | % | BOAT NUMBER | % | 3-OR-4 WHEELER NUMBER | % | SNOWMACHINE NUMBER | % | OFF ROAD VEHICLE NUMBER | % | HIGHWAY VEHICLE NUMBER | % | WALKING (BEARS ONLY) NUMBER | % | UNKNOWN NUMBER | % | TOTAL NUMBER |
|---|---|---|---|---|---|---|---|---|---|---|---|---|---|---|---|---|---|---|---|---|
| **Unit 09** | | | | | | | | | | | | | | | | | | | | |
| **Unit/Subunit 09D** | | | | | | | | | | | | | | | | | | | | |
| | SUCCESSFUL | 0 | 0.00 | 0 | 0.00 | 0 | 0.00 | 0 | 0.00 | 0 | 0.00 | 0 | 0.00 | 7 | 100.00 | | | 0 | 0.00 | 7 |
| | UNSUCCESSFUL | n/a | n/a | n/a | n/a | n/a | n/a | n/a | n/a | n/a | n/a | n/a | n/a | n/a | n/a | | | n/a | n/a | n/a |
| | TOTAL | 0 | 0.00 | 0 | 0.00 | 0 | 0.00 | 0 | 0.00 | 0 | 0.00 | 0 | 0.00 | 7 | 100.00 | | | 0 | 0.00 | 7 |
| **Unit/Subunit 09E** | | | | | | | | | | | | | | | | | | | | |
| | SUCCESSFUL | 0 | 0.00 | 2 | 20.00 | 0 | 0.00 | 2 | 20.00 | 6 | 60.00 | 0 | 0.00 | 0 | 0.00 | | | 0 | 0.00 | 10 |
| | UNSUCCESSFUL | n/a | n/a | n/a | n/a | n/a | n/a | n/a | n/a | n/a | n/a | n/a | n/a | n/a | n/a | | | n/a | n/a | n/a |
| | TOTAL | 0 | 0.00 | 2 | 20.00 | 0 | 0.00 | 2 | 20.00 | 6 | 60.00 | 0 | 0.00 | 0 | 0.00 | | | 0 | 0.00 | 10 |
| **TOTAL UNIT** | | | | | | | | | | | | | | | | | | | | |
| | SUCCESSFUL | 0 | 0.00 | 2 | 2.00 | 3 | 3.00 | 26 | 26.00 | 47 | 47.00 | 0 | 0.00 | 11 | 11.00 | | | 11 | 11.00 | 100 |
| | UNSUCCESSFUL | n/a | n/a | n/a | n/a | n/a | n/a | n/a | n/a | n/a | n/a | n/a | n/a | n/a | n/a | | | n/a | n/a | n/a |
| | TOTAL | 0 | 0.00 | 2 | 2.00 | 3 | 3.00 | 26 | 26.00 | 47 | 47.00 | 0 | 0.00 | 11 | 11.00 | | | 11 | 11.00 | 100 |
| **Unit 11** | | | | | | | | | | | | | | | | | | | | |
| **TOTAL UNIT** | | | | | | | | | | | | | | | | | | | | |
| | SUCCESSFUL | 0 | 0.00 | 0 | 0.00 | 0 | 0.00 | 0 | 0.00 | 1 | 100.00 | 0 | 0.00 | 0 | 0.00 | | | 0 | 0.00 | 1 |
| | UNSUCCESSFUL | n/a | n/a | n/a | n/a | n/a | n/a | n/a | n/a | n/a | n/a | n/a | n/a | n/a | n/a | | | n/a | n/a | n/a |
| | TOTAL | 0 | 0.00 | 0 | 0.00 | 0 | 0.00 | 0 | 0.00 | 1 | 100.00 | 0 | 0.00 | 0 | 0.00 | | | 0 | 0.00 | 1 |
| **Unit 12** | | | | | | | | | | | | | | | | | | | | |
| **TOTAL UNIT** | | | | | | | | | | | | | | | | | | | | |
| | SUCCESSFUL | 0 | 0.00 | 0 | 0.00 | 3 | 37.50 | 0 | 0.00 | 4 | 50.00 | 0 | 0.00 | 0 | 0.00 | | | 1 | 12.50 | 8 |
| | UNSUCCESSFUL | n/a | n/a | n/a | n/a | n/a | n/a | n/a | n/a | n/a | n/a | n/a | n/a | n/a | n/a | | | n/a | n/a | n/a |
| | TOTAL | 0 | 0.00 | 0 | 0.00 | 3 | 37.50 | 0 | 0.00 | 4 | 50.00 | 0 | 0.00 | 0 | 0.00 | | | 1 | 12.50 | 8 |
| **Unit 13** | | | | | | | | | | | | | | | | | | | | |
| **Unit/Subunit 13A** | | | | | | | | | | | | | | | | | | | | |
| | SUCCESSFUL | 0 | 0.00 | 0 | 0.00 | 0 | 0.00 | 0 | 0.00 | 2 | 100.00 | 0 | 0.00 | 0 | 0.00 | | | 0 | 0.00 | 2 |
| | UNSUCCESSFUL | n/a | n/a | n/a | n/a | n/a | n/a | n/a | n/a | n/a | n/a | n/a | n/a | n/a | n/a | | | n/a | n/a | n/a |
| | TOTAL | 0 | 0.00 | 0 | 0.00 | 0 | 0.00 | 0 | 0.00 | 2 | 100.00 | 0 | 0.00 | 0 | 0.00 | | | 0 | 0.00 | 2 |
| **Unit/Subunit 13B** | | | | | | | | | | | | | | | | | | | | |
| | SUCCESSFUL | 0 | 0.00 | 0 | 0.00 | 0 | 0.00 | 0 | 0.00 | 0 | 0.00 | 0 | 0.00 | 0 | 0.00 | | | 2 | 100.00 | 2 |
| | UNSUCCESSFUL | n/a | n/a | n/a | n/a | n/a | n/a | n/a | n/a | n/a | n/a | n/a | n/a | n/a | n/a | | | n/a | n/a | n/a |
| | TOTAL | 0 | 0.00 | 0 | 0.00 | 0 | 0.00 | 0 | 0.00 | 0 | 0.00 | 0 | 0.00 | 0 | 0.00 | | | 2 | 100.00 | 2 |
| **Unit/Subunit 13D** | | | | | | | | | | | | | | | | | | | | |
| | SUCCESSFUL | 0 | 0.00 | 0 | 0.00 | 0 | 0.00 | 0 | 0.00 | 5 | 83.33 | 0 | 0.00 | 1 | 16.67 | | | 0 | 0.00 | 6 |
| | UNSUCCESSFUL | n/a | n/a | n/a | n/a | n/a | n/a | n/a | n/a | n/a | n/a | n/a | n/a | n/a | n/a | | | n/a | n/a | n/a |
| | TOTAL | 0 | 0.00 | 0 | 0.00 | 0 | 0.00 | 0 | 0.00 | 5 | 83.33 | 0 | 0.00 | 1 | 16.67 | | | 0 | 0.00 | 6 |
| **Unit/Subunit 13E** | | | | | | | | | | | | | | | | | | | | |
| | SUCCESSFUL | 0 | 0.00 | 1 | 7.69 | 0 | 0.00 | 0 | 0.00 | 12 | 92.31 | 0 | 0.00 | 0 | 0.00 | | | 0 | 0.00 | 13 |
| | UNSUCCESSFUL | n/a | n/a | n/a | n/a | n/a | n/a | n/a | n/a | n/a | n/a | n/a | n/a | n/a | n/a | | | n/a | n/a | n/a |
| | TOTAL | 0 | 0.00 | 1 | 7.69 | 0 | 0.00 | 0 | 0.00 | 12 | 92.31 | 0 | 0.00 | 0 | 0.00 | | | 0 | 0.00 | 13 |

# 1992-93 TRANSPORTATION METHODS BY SPECIES: OTTER

| UNIT | SUCCESS | AIRPLANE NUMBER | % | HORSE/ DOG TEAM NUMBER | % | BOAT NUMBER | % | 3-OR-4 WHEELER NUMBER | % | SNOWMACHINE NUMBER | % | OFF ROAD VEHICLE NUMBER | % | HIGHWAY VEHICLE NUMBER | % | WALKING (BEARS ONLY) NUMBER | % | UNKNOWN NUMBER | % | TOTAL NUMBER |
|---|---|---|---|---|---|---|---|---|---|---|---|---|---|---|---|---|---|---|---|---|
| **Unit 13** | | | | | | | | | | | | | | | | | | | | |
| **TOTAL UNIT** | | | | | | | | | | | | | | | | | | | | |
| | SUCCESSFUL | 0 | 0.00 | 1 | 4.35 | 0 | 0.00 | 0 | 0.00 | 19 | 82.61 | 0 | 0.00 | 1 | 4.35 | | | 2 | 8.70 | 23 |
| | UNSUCCESSFUL | n/a | n/a | n/a | n/a | n/a | n/a | n/a | n/a | n/a | n/a | n/a | n/a | n/a | n/a | | | n/a | n/a | n/a |
| | TOTAL | 0 | 0.00 | 1 | 4.35 | 0 | 0.00 | 0 | 0.00 | 19 | 82.61 | 0 | 0.00 | 1 | 4.35 | | | 2 | 8.70 | 23 |
| **Unit 14** | | | | | | | | | | | | | | | | | | | | |
| **Unit/Subunit 14A** | | | | | | | | | | | | | | | | | | | | |
| | SUCCESSFUL | 0 | 0.00 | 1 | 11.11 | 0 | 0.00 | 0 | 0.00 | 3 | 33.33 | 0 | 0.00 | 1 | 11.11 | | | 4 | 44.44 | 9 |
| | UNSUCCESSFUL | n/a | n/a | n/a | n/a | n/a | n/a | n/a | n/a | n/a | n/a | n/a | n/a | n/a | n/a | | | n/a | n/a | n/a |
| | TOTAL | 0 | 0.00 | 1 | 11.11 | 0 | 0.00 | 0 | 0.00 | 3 | 33.33 | 0 | 0.00 | 1 | 11.11 | | | 4 | 44.44 | 9 |
| **Unit/Subunit 14B** | | | | | | | | | | | | | | | | | | | | |
| | SUCCESSFUL | 0 | 0.00 | 0 | 0.00 | 0 | 0.00 | 0 | 0.00 | 4 | 100.00 | 0 | 0.00 | 0 | 0.00 | | | 0 | 0.00 | 4 |
| | UNSUCCESSFUL | n/a | n/a | n/a | n/a | n/a | n/a | n/a | n/a | n/a | n/a | n/a | n/a | n/a | n/a | | | n/a | n/a | n/a |
| | TOTAL | 0 | 0.00 | 0 | 0.00 | 0 | 0.00 | 0 | 0.00 | 4 | 100.00 | 0 | 0.00 | 0 | 0.00 | | | 0 | 0.00 | 4 |
| **TOTAL UNIT** | | | | | | | | | | | | | | | | | | | | |
| | SUCCESSFUL | 0 | 0.00 | 1 | 7.69 | 0 | 0.00 | 0 | 0.00 | 7 | 53.85 | 0 | 0.00 | 1 | 7.69 | | | 4 | 30.77 | 13 |
| | UNSUCCESSFUL | n/a | n/a | n/a | n/a | n/a | n/a | n/a | n/a | n/a | n/a | n/a | n/a | n/a | n/a | | | n/a | n/a | n/a |
| | TOTAL | 0 | 0.00 | 1 | 7.69 | 0 | 0.00 | 0 | 0.00 | 7 | 53.85 | 0 | 0.00 | 1 | 7.69 | | | 4 | 30.77 | 13 |
| **Unit 15** | | | | | | | | | | | | | | | | | | | | |
| **Unit/Subunit 15A** | | | | | | | | | | | | | | | | | | | | |
| | SUCCESSFUL | 7 | 58.33 | 0 | 0.00 | 0 | 0.00 | 0 | 0.00 | 2 | 16.67 | 0 | 0.00 | 3 | 25.00 | | | 0 | 0.00 | 12 |
| | UNSUCCESSFUL | n/a | n/a | n/a | n/a | n/a | n/a | n/a | n/a | n/a | n/a | n/a | n/a | n/a | n/a | | | n/a | n/a | n/a |
| | TOTAL | 7 | 58.33 | 0 | 0.00 | 0 | 0.00 | 0 | 0.00 | 2 | 16.67 | 0 | 0.00 | 3 | 25.00 | | | 0 | 0.00 | 12 |
| **Unit/Subunit 15C** | | | | | | | | | | | | | | | | | | | | |
| | SUCCESSFUL | 0 | 0.00 | 0 | 0.00 | 3 | 21.43 | 0 | 0.00 | 4 | 28.57 | 0 | 0.00 | 7 | 50.00 | | | 0 | 0.00 | 14 |
| | UNSUCCESSFUL | n/a | n/a | n/a | n/a | n/a | n/a | n/a | n/a | n/a | n/a | n/a | n/a | n/a | n/a | | | n/a | n/a | n/a |
| | TOTAL | 0 | 0.00 | 0 | 0.00 | 3 | 21.43 | 0 | 0.00 | 4 | 28.57 | 0 | 0.00 | 7 | 50.00 | | | 0 | 0.00 | 14 |
| **TOTAL UNIT** | | | | | | | | | | | | | | | | | | | | |
| | SUCCESSFUL | 7 | 26.92 | 0 | 0.00 | 3 | 11.54 | 0 | 0.00 | 6 | 23.08 | 0 | 0.00 | 10 | 38.46 | | | 0 | 0.00 | 26 |
| | UNSUCCESSFUL | n/a | n/a | n/a | n/a | n/a | n/a | n/a | n/a | n/a | n/a | n/a | n/a | n/a | n/a | | | n/a | n/a | n/a |
| | TOTAL | 7 | 26.92 | 0 | 0.00 | 3 | 11.54 | 0 | 0.00 | 6 | 23.08 | 0 | 0.00 | 10 | 38.46 | | | 0 | 0.00 | 26 |
| **Unit 16** | | | | | | | | | | | | | | | | | | | | |
| **Unit/Subunit 16A** | | | | | | | | | | | | | | | | | | | | |
| | SUCCESSFUL | 0 | 0.00 | 0 | 0.00 | 0 | 0.00 | 0 | 0.00 | 1 | 100.00 | 0 | 0.00 | 0 | 0.00 | | | 0 | 0.00 | 1 |
| | UNSUCCESSFUL | n/a | n/a | n/a | n/a | n/a | n/a | n/a | n/a | n/a | n/a | n/a | n/a | n/a | n/a | | | n/a | n/a | n/a |
| | TOTAL | 0 | 0.00 | 0 | 0.00 | 0 | 0.00 | 0 | 0.00 | 1 | 100.00 | 0 | 0.00 | 0 | 0.00 | | | 0 | 0.00 | 1 |
| **Unit/Subunit 16B** | | | | | | | | | | | | | | | | | | | | |
| | SUCCESSFUL | 4 | 40.00 | 0 | 0.00 | 0 | 0.00 | 0 | 0.00 | 5 | 50.00 | 0 | 0.00 | 0 | 0.00 | | | 1 | 10.00 | 10 |
| | UNSUCCESSFUL | n/a | n/a | n/a | n/a | n/a | n/a | n/a | n/a | n/a | n/a | n/a | n/a | n/a | n/a | | | n/a | n/a | n/a |
| | TOTAL | 4 | 40.00 | 0 | 0.00 | 0 | 0.00 | 0 | 0.00 | 5 | 50.00 | 0 | 0.00 | 0 | 0.00 | | | 1 | 10.00 | 10 |

# 1992-93 TRANSPORTATION METHODS BY SPECIES: OTTER

| UNIT | SUCCESS | AIRPLANE NUMBER | % | HORSE/ DOG TEAM NUMBER | % | BOAT NUMBER | % | 3-OR-4 WHEELER NUMBER | % | SNOWMACHINE NUMBER | % | OFF ROAD VEHICLE NUMBER | % | HIGHWAY VEHICLE NUMBER | % | WALKING (BEARS ONLY) NUMBER | % | UNKNOWN NUMBER | % | TOTAL NUMBER |
|---|---|---|---|---|---|---|---|---|---|---|---|---|---|---|---|---|---|---|---|---|
| **Unit 16** | | | | | | | | | | | | | | | | | | | | |
| **TOTAL UNIT** | | | | | | | | | | | | | | | | | | | | |
| | SUCCESSFUL | 4 | 36.36 | 0 | 0.00 | 0 | 0.00 | 0 | 0.00 | 6 | 54.55 | 0 | 0.00 | 0 | 0.00 | | | 1 | 9.09 | 11 |
| | UNSUCCESSFUL | n/a | n/a | n/a | n/a | n/a | n/a | n/a | n/a | n/a | n/a | n/a | n/a | n/a | n/a | | | n/a | n/a | n/a |
| | TOTAL | 4 | 36.36 | 0 | 0.00 | 0 | 0.00 | 0 | 0.00 | 6 | 54.55 | 0 | 0.00 | 0 | 0.00 | | | 1 | 9.09 | 11 |
| **Unit 17** | | | | | | | | | | | | | | | | | | | | |
| **Unit/Subunit 17A** | | | | | | | | | | | | | | | | | | | | |
| | SUCCESSFUL | 0 | 0.00 | 0 | 0.00 | 0 | 0.00 | 0 | 0.00 | 2 | 66.67 | 0 | 0.00 | 0 | 0.00 | | | 1 | 33.33 | 3 |
| | UNSUCCESSFUL | n/a | n/a | n/a | n/a | n/a | n/a | n/a | n/a | n/a | n/a | n/a | n/a | n/a | n/a | | | n/a | n/a | n/a |
| | TOTAL | 0 | 0.00 | 0 | 0.00 | 0 | 0.00 | 0 | 0.00 | 2 | 66.67 | 0 | 0.00 | 0 | 0.00 | | | 1 | 33.33 | 3 |
| **Unit/Subunit 17B** | | | | | | | | | | | | | | | | | | | | |
| | SUCCESSFUL | 0 | 0.00 | 0 | 0.00 | 0 | 0.00 | 0 | 0.00 | 8 | 88.89 | 0 | 0.00 | 0 | 0.00 | | | 1 | 11.11 | 9 |
| | UNSUCCESSFUL | n/a | n/a | n/a | n/a | n/a | n/a | n/a | n/a | n/a | n/a | n/a | n/a | n/a | n/a | | | n/a | n/a | n/a |
| | TOTAL | 0 | 0.00 | 0 | 0.00 | 0 | 0.00 | 0 | 0.00 | 8 | 88.89 | 0 | 0.00 | 0 | 0.00 | | | 1 | 11.11 | 9 |
| **Unit/Subunit 17C** | | | | | | | | | | | | | | | | | | | | |
| | SUCCESSFUL | 0 | 0.00 | 0 | 0.00 | 5 | 7.04 | 0 | 0.00 | 66 | 92.96 | 0 | 0.00 | 0 | 0.00 | | | 0 | 0.00 | 71 |
| | UNSUCCESSFUL | n/a | n/a | n/a | n/a | n/a | n/a | n/a | n/a | n/a | n/a | n/a | n/a | n/a | n/a | | | n/a | n/a | n/a |
| | TOTAL | 0 | 0.00 | 0 | 0.00 | 5 | 7.04 | 0 | 0.00 | 66 | 92.96 | 0 | 0.00 | 0 | 0.00 | | | 0 | 0.00 | 71 |
| **TOTAL UNIT** | | | | | | | | | | | | | | | | | | | | |
| | SUCCESSFUL | 0 | 0.00 | 0 | 0.00 | 5 | 6.02 | 0 | 0.00 | 76 | 91.57 | 0 | 0.00 | 0 | 0.00 | | | 2 | 2.41 | 83 |
| | UNSUCCESSFUL | n/a | n/a | n/a | n/a | n/a | n/a | n/a | n/a | n/a | n/a | n/a | n/a | n/a | n/a | | | n/a | n/a | n/a |
| | TOTAL | 0 | 0.00 | 0 | 0.00 | 5 | 6.02 | 0 | 0.00 | 76 | 91.57 | 0 | 0.00 | 0 | 0.00 | | | 2 | 2.41 | 83 |
| **Unit 18** | | | | | | | | | | | | | | | | | | | | |
| **TOTAL UNIT** | | | | | | | | | | | | | | | | | | | | |
| | SUCCESSFUL | 0 | 0.00 | 11 | 3.25 | 0 | 0.00 | 0 | 0.00 | 311 | 92.01 | 0 | 0.00 | 0 | 0.00 | | | 16 | 4.73 | 338 |
| | UNSUCCESSFUL | n/a | n/a | n/a | n/a | n/a | n/a | n/a | n/a | n/a | n/a | n/a | n/a | n/a | n/a | | | n/a | n/a | n/a |
| | TOTAL | 0 | 0.00 | 11 | 3.25 | 0 | 0.00 | 0 | 0.00 | 311 | 92.01 | 0 | 0.00 | 0 | 0.00 | | | 16 | 4.73 | 338 |
| **Unit 19** | | | | | | | | | | | | | | | | | | | | |
| **Unit/Subunit 19A** | | | | | | | | | | | | | | | | | | | | |
| | SUCCESSFUL | 0 | 0.00 | 0 | 0.00 | 0 | 0.00 | 0 | 0.00 | 4 | 40.00 | 0 | 0.00 | 0 | 0.00 | | | 6 | 60.00 | 10 |
| | UNSUCCESSFUL | n/a | n/a | n/a | n/a | n/a | n/a | n/a | n/a | n/a | n/a | n/a | n/a | n/a | n/a | | | n/a | n/a | n/a |
| | TOTAL | 0 | 0.00 | 0 | 0.00 | 0 | 0.00 | 0 | 0.00 | 4 | 40.00 | 0 | 0.00 | 0 | 0.00 | | | 6 | 60.00 | 10 |
| **Unit/Subunit 19B** | | | | | | | | | | | | | | | | | | | | |
| | SUCCESSFUL | 1 | 11.11 | 0 | 0.00 | 0 | 0.00 | 0 | 0.00 | 8 | 88.89 | 0 | 0.00 | 0 | 0.00 | | | 0 | 0.00 | 9 |
| | UNSUCCESSFUL | n/a | n/a | n/a | n/a | n/a | n/a | n/a | n/a | n/a | n/a | n/a | n/a | n/a | n/a | | | n/a | n/a | n/a |
| | TOTAL | 1 | 11.11 | 0 | 0.00 | 0 | 0.00 | 0 | 0.00 | 8 | 88.89 | 0 | 0.00 | 0 | 0.00 | | | 0 | 0.00 | 9 |
| **Unit/Subunit 19D** | | | | | | | | | | | | | | | | | | | | |
| | SUCCESSFUL | 3 | 75.00 | 0 | 0.00 | 0 | 0.00 | 0 | 0.00 | 1 | 25.00 | 0 | 0.00 | 0 | 0.00 | | | 0 | 0.00 | 4 |
| | UNSUCCESSFUL | n/a | n/a | n/a | n/a | n/a | n/a | n/a | n/a | n/a | n/a | n/a | n/a | n/a | n/a | | | n/a | n/a | n/a |
| | TOTAL | 3 | 75.00 | 0 | 0.00 | 0 | 0.00 | 0 | 0.00 | 1 | 25.00 | 0 | 0.00 | 0 | 0.00 | | | 0 | 0.00 | 4 |

# 1992-93 TRANSPORTATION METHODS BY SPECIES: OTTER

| UNIT | SUCCESS | AIRPLANE NUMBER | % | HORSE/ DOG TEAM NUMBER | % | BOAT NUMBER | % | 3-OR-4 WHEELER NUMBER | % | SNOWMACHINE NUMBER | % | OFF ROAD VEHICLE NUMBER | % | HIGHWAY VEHICLE NUMBER | % | WALKING (BEARS ONLY) NUMBER | % | UNKNOWN NUMBER | % | TOTAL NUMBER |
|---|---|---|---|---|---|---|---|---|---|---|---|---|---|---|---|---|---|---|---|---|
| **Unit 19** | | | | | | | | | | | | | | | | | | | | |
| **TOTAL UNIT** | | | | | | | | | | | | | | | | | | | | |
| | SUCCESSFUL | 4 | 17.39 | 0 | 0.00 | 0 | 0.00 | 0 | 0.00 | 13 | 56.52 | 0 | 0.00 | 0 | 0.00 | | | 6 | 26.09 | 23 |
| | UNSUCCESSFUL | n/a | n/a | n/a | n/a | n/a | n/a | n/a | n/a | n/a | n/a | n/a | n/a | n/a | n/a | | | n/a | n/a | n/a |
| | TOTAL | 4 | 17.39 | 0 | 0.00 | 0 | 0.00 | 0 | 0.00 | 13 | 56.52 | 0 | 0.00 | 0 | 0.00 | | | 6 | 26.09 | 23 |
| **Unit 20** | | | | | | | | | | | | | | | | | | | | |
| **Unit/Subunit 20A** | | | | | | | | | | | | | | | | | | | | |
| | SUCCESSFUL | 0 | 0.00 | 0 | 0.00 | 1 | 16.67 | 0 | 0.00 | 5 | 83.33 | 0 | 0.00 | 0 | 0.00 | | | 0 | 0.00 | 6 |
| | UNSUCCESSFUL | n/a | n/a | n/a | n/a | n/a | n/a | n/a | n/a | n/a | n/a | n/a | n/a | n/a | n/a | | | n/a | n/a | n/a |
| | TOTAL | 0 | 0.00 | 0 | 0.00 | 1 | 16.67 | 0 | 0.00 | 5 | 83.33 | 0 | 0.00 | 0 | 0.00 | | | 0 | 0.00 | 6 |
| **Unit/Subunit 20B** | | | | | | | | | | | | | | | | | | | | |
| | SUCCESSFUL | 1 | 7.14 | 0 | 0.00 | 1 | 7.14 | 0 | 0.00 | 11 | 78.57 | 0 | 0.00 | 1 | 7.14 | | | 0 | 0.00 | 14 |
| | UNSUCCESSFUL | n/a | n/a | n/a | n/a | n/a | n/a | n/a | n/a | n/a | n/a | n/a | n/a | n/a | n/a | | | n/a | n/a | n/a |
| | TOTAL | 1 | 7.14 | 0 | 0.00 | 1 | 7.14 | 0 | 0.00 | 11 | 78.57 | 0 | 0.00 | 1 | 7.14 | | | 0 | 0.00 | 14 |
| **Unit/Subunit 20C** | | | | | | | | | | | | | | | | | | | | |
| | SUCCESSFUL | 0 | 0.00 | 0 | 0.00 | 0 | 0.00 | 0 | 0.00 | 2 | 66.67 | 0 | 0.00 | 0 | 0.00 | | | 1 | 33.33 | 3 |
| | UNSUCCESSFUL | n/a | n/a | n/a | n/a | n/a | n/a | n/a | n/a | n/a | n/a | n/a | n/a | n/a | n/a | | | n/a | n/a | n/a |
| | TOTAL | 0 | 0.00 | 0 | 0.00 | 0 | 0.00 | 0 | 0.00 | 2 | 66.67 | 0 | 0.00 | 0 | 0.00 | | | 1 | 33.33 | 3 |
| **TOTAL UNIT** | | | | | | | | | | | | | | | | | | | | |
| | SUCCESSFUL | 1 | 4.35 | 0 | 0.00 | 2 | 8.70 | 0 | 0.00 | 18 | 78.26 | 0 | 0.00 | 1 | 4.35 | | | 1 | 4.35 | 23 |
| | UNSUCCESSFUL | n/a | n/a | n/a | n/a | n/a | n/a | n/a | n/a | n/a | n/a | n/a | n/a | n/a | n/a | | | n/a | n/a | n/a |
| | TOTAL | 1 | 4.35 | 0 | 0.00 | 2 | 8.70 | 0 | 0.00 | 18 | 78.26 | 0 | 0.00 | 1 | 4.35 | | | 1 | 4.35 | 23 |
| **Unit 21** | | | | | | | | | | | | | | | | | | | | |
| **Unit/Subunit 21A** | | | | | | | | | | | | | | | | | | | | |
| | SUCCESSFUL | 0 | 0.00 | 0 | 0.00 | 0 | 0.00 | 0 | 0.00 | 2 | 100.00 | 0 | 0.00 | 0 | 0.00 | | | 0 | 0.00 | 2 |
| | UNSUCCESSFUL | n/a | n/a | n/a | n/a | n/a | n/a | n/a | n/a | n/a | n/a | n/a | n/a | n/a | n/a | | | n/a | n/a | n/a |
| | TOTAL | 0 | 0.00 | 0 | 0.00 | 0 | 0.00 | 0 | 0.00 | 2 | 100.00 | 0 | 0.00 | 0 | 0.00 | | | 0 | 0.00 | 2 |
| **Unit/Subunit 21B** | | | | | | | | | | | | | | | | | | | | |
| | SUCCESSFUL | 0 | 0.00 | 0 | 0.00 | 0 | 0.00 | 0 | 0.00 | 1 | 100.00 | 0 | 0.00 | 0 | 0.00 | | | 0 | 0.00 | 1 |
| | UNSUCCESSFUL | n/a | n/a | n/a | n/a | n/a | n/a | n/a | n/a | n/a | n/a | n/a | n/a | n/a | n/a | | | n/a | n/a | n/a |
| | TOTAL | 0 | 0.00 | 0 | 0.00 | 0 | 0.00 | 0 | 0.00 | 1 | 100.00 | 0 | 0.00 | 0 | 0.00 | | | 0 | 0.00 | 1 |
| **Unit/Subunit 21D** | | | | | | | | | | | | | | | | | | | | |
| | SUCCESSFUL | 0 | 0.00 | 0 | 0.00 | 0 | 0.00 | 0 | 0.00 | 3 | 100.00 | 0 | 0.00 | 0 | 0.00 | | | 0 | 0.00 | 3 |
| | UNSUCCESSFUL | n/a | n/a | n/a | n/a | n/a | n/a | n/a | n/a | n/a | n/a | n/a | n/a | n/a | n/a | | | n/a | n/a | n/a |
| | TOTAL | 0 | 0.00 | 0 | 0.00 | 0 | 0.00 | 0 | 0.00 | 3 | 100.00 | 0 | 0.00 | 0 | 0.00 | | | 0 | 0.00 | 3 |
| **Unit/Subunit 21E** | | | | | | | | | | | | | | | | | | | | |
| | SUCCESSFUL | 0 | 0.00 | 0 | 0.00 | 0 | 0.00 | 0 | 0.00 | 0 | 0.00 | 0 | 0.00 | 0 | 0.00 | | | 2 | 100.00 | 2 |
| | UNSUCCESSFUL | n/a | n/a | n/a | n/a | n/a | n/a | n/a | n/a | n/a | n/a | n/a | n/a | n/a | n/a | | | n/a | n/a | n/a |
| | TOTAL | 0 | 0.00 | 0 | 0.00 | 0 | 0.00 | 0 | 0.00 | 0 | 0.00 | 0 | 0.00 | 0 | 0.00 | | | 2 | 100.00 | 2 |
| **TOTAL UNIT** | | | | | | | | | | | | | | | | | | | | |
| | SUCCESSFUL | 0 | 0.00 | 0 | 0.00 | 0 | 0.00 | 0 | 0.00 | 6 | 75.00 | 0 | 0.00 | 0 | 0.00 | | | 2 | 25.00 | 8 |
| | UNSUCCESSFUL | n/a | n/a | n/a | n/a | n/a | n/a | n/a | n/a | n/a | n/a | n/a | n/a | n/a | n/a | | | n/a | n/a | n/a |
| | TOTAL | 0 | 0.00 | 0 | 0.00 | 0 | 0.00 | 0 | 0.00 | 6 | 75.00 | 0 | 0.00 | 0 | 0.00 | | | 2 | 25.00 | 8 |

# 1992-93 TRANSPORTATION METHODS BY SPECIES: OTTER

| UNIT | SUCCESS | AIRPLANE NUMBER | % | HORSE/ DOG TEAM NUMBER | % | BOAT NUMBER | % | 3-OR-4 WHEELER NUMBER | % | SNOWMACHINE NUMBER | % | OFF ROAD VEHICLE NUMBER | % | HIGHWAY VEHICLE NUMBER | % | WALKING (BEARS ONLY) NUMBER | % | UNKNOWN NUMBER | % | TOTAL NUMBER |
|---|---|---|---|---|---|---|---|---|---|---|---|---|---|---|---|---|---|---|---|---|
| **Unit 22** | | | | | | | | | | | | | | | | | | | | |
| **Unit/Subunit 22A** | | | | | | | | | | | | | | | | | | | | |
| | SUCCESSFUL | 0 | 0.00 | 0 | 0.00 | 0 | 0.00 | 0 | 0.00 | 1 | 100.00 | 0 | 0.00 | 0 | 0.00 | | | 0 | 0.00 | 1 |
| | UNSUCCESSFUL | n/a | n/a | n/a | n/a | n/a | n/a | n/a | n/a | n/a | n/a | n/a | n/a | n/a | n/a | | | n/a | n/a | n/a |
| | TOTAL | 0 | 0.00 | 0 | 0.00 | 0 | 0.00 | 0 | 0.00 | 1 | 100.00 | 0 | 0.00 | 0 | 0.00 | | | 0 | 0.00 | 1 |
| **Unit/Subunit 22C** | | | | | | | | | | | | | | | | | | | | |
| | SUCCESSFUL | 0 | 0.00 | 0 | 0.00 | 0 | 0.00 | 0 | 0.00 | 2 | 100.00 | 0 | 0.00 | 0 | 0.00 | | | 0 | 0.00 | 2 |
| | UNSUCCESSFUL | n/a | n/a | n/a | n/a | n/a | n/a | n/a | n/a | n/a | n/a | n/a | n/a | n/a | n/a | | | n/a | n/a | n/a |
| | TOTAL | 0 | 0.00 | 0 | 0.00 | 0 | 0.00 | 0 | 0.00 | 2 | 100.00 | 0 | 0.00 | 0 | 0.00 | | | 0 | 0.00 | 2 |
| **Unit/Subunit 22D** | | | | | | | | | | | | | | | | | | | | |
| | SUCCESSFUL | 0 | 0.00 | 0 | 0.00 | 0 | 0.00 | 0 | 0.00 | 1 | 100.00 | 0 | 0.00 | 0 | 0.00 | | | 0 | 0.00 | 1 |
| | UNSUCCESSFUL | n/a | n/a | n/a | n/a | n/a | n/a | n/a | n/a | n/a | n/a | n/a | n/a | n/a | n/a | | | n/a | n/a | n/a |
| | TOTAL | 0 | 0.00 | 0 | 0.00 | 0 | 0.00 | 0 | 0.00 | 1 | 100.00 | 0 | 0.00 | 0 | 0.00 | | | 0 | 0.00 | 1 |
| **TOTAL UNIT** | | | | | | | | | | | | | | | | | | | | |
| | SUCCESSFUL | 0 | 0.00 | 0 | 0.00 | 0 | 0.00 | 0 | 0.00 | 4 | 100.00 | 0 | 0.00 | 0 | 0.00 | | | 0 | 0.00 | 4 |
| | UNSUCCESSFUL | n/a | n/a | n/a | n/a | n/a | n/a | n/a | n/a | n/a | n/a | n/a | n/a | n/a | n/a | | | n/a | n/a | n/a |
| | TOTAL | 0 | 0.00 | 0 | 0.00 | 0 | 0.00 | 0 | 0.00 | 4 | 100.00 | 0 | 0.00 | 0 | 0.00 | | | 0 | 0.00 | 4 |
| **Unit 23** | | | | | | | | | | | | | | | | | | | | |
| **TOTAL UNIT** | | | | | | | | | | | | | | | | | | | | |
| | SUCCESSFUL | 0 | 0.00 | 0 | 0.00 | 0 | 0.00 | 0 | 0.00 | 3 | 100.00 | 0 | 0.00 | 0 | 0.00 | | | 0 | 0.00 | 3 |
| | UNSUCCESSFUL | n/a | n/a | n/a | n/a | n/a | n/a | n/a | n/a | n/a | n/a | n/a | n/a | n/a | n/a | | | n/a | n/a | n/a |
| | TOTAL | 0 | 0.00 | 0 | 0.00 | 0 | 0.00 | 0 | 0.00 | 3 | 100.00 | 0 | 0.00 | 0 | 0.00 | | | 0 | 0.00 | 3 |
| **Unit 24** | | | | | | | | | | | | | | | | | | | | |
| **TOTAL UNIT** | | | | | | | | | | | | | | | | | | | | |
| | SUCCESSFUL | 0 | 0.00 | 0 | 0.00 | 0 | 0.00 | 0 | 0.00 | 5 | 83.33 | 0 | 0.00 | 0 | 0.00 | | | 1 | 16.67 | 6 |
| | UNSUCCESSFUL | n/a | n/a | n/a | n/a | n/a | n/a | n/a | n/a | n/a | n/a | n/a | n/a | n/a | n/a | | | n/a | n/a | n/a |
| | TOTAL | 0 | 0.00 | 0 | 0.00 | 0 | 0.00 | 0 | 0.00 | 5 | 83.33 | 0 | 0.00 | 0 | 0.00 | | | 1 | 16.67 | 6 |
| **Unit 25** | | | | | | | | | | | | | | | | | | | | |
| **Unit/Subunit 25B** | | | | | | | | | | | | | | | | | | | | |
| | SUCCESSFUL | 0 | 0.00 | 0 | 0.00 | 0 | 0.00 | 0 | 0.00 | 1 | 100.00 | 0 | 0.00 | 0 | 0.00 | | | 0 | 0.00 | 1 |
| | UNSUCCESSFUL | n/a | n/a | n/a | n/a | n/a | n/a | n/a | n/a | n/a | n/a | n/a | n/a | n/a | n/a | | | n/a | n/a | n/a |
| | TOTAL | 0 | 0.00 | 0 | 0.00 | 0 | 0.00 | 0 | 0.00 | 1 | 100.00 | 0 | 0.00 | 0 | 0.00 | | | 0 | 0.00 | 1 |
| **Unit/Subunit 25D** | | | | | | | | | | | | | | | | | | | | |
| | SUCCESSFUL | 0 | 0.00 | 0 | 0.00 | 0 | 0.00 | 0 | 0.00 | 4 | 100.00 | 0 | 0.00 | 0 | 0.00 | | | 0 | 0.00 | 4 |
| | UNSUCCESSFUL | n/a | n/a | n/a | n/a | n/a | n/a | n/a | n/a | n/a | n/a | n/a | n/a | n/a | n/a | | | n/a | n/a | n/a |
| | TOTAL | 0 | 0.00 | 0 | 0.00 | 0 | 0.00 | 0 | 0.00 | 4 | 100.00 | 0 | 0.00 | 0 | 0.00 | | | 0 | 0.00 | 4 |
| **TOTAL UNIT** | | | | | | | | | | | | | | | | | | | | |
| | SUCCESSFUL | 0 | 0.00 | 0 | 0.00 | 0 | 0.00 | 0 | 0.00 | 5 | 100.00 | 0 | 0.00 | 0 | 0.00 | | | 0 | 0.00 | 5 |
| | UNSUCCESSFUL | n/a | n/a | n/a | n/a | n/a | n/a | n/a | n/a | n/a | n/a | n/a | n/a | n/a | n/a | | | n/a | n/a | n/a |
| | TOTAL | 0 | 0.00 | 0 | 0.00 | 0 | 0.00 | 0 | 0.00 | 5 | 100.00 | 0 | 0.00 | 0 | 0.00 | | | 0 | 0.00 | 5 |

# 1992-93 TRANSPORTATION METHODS BY SPECIES: OTTER

| UNIT | SUCCESS | AIRPLANE NUMBER | % | HORSE/ DOG TEAM NUMBER | % | BOAT NUMBER | % | 3-OR-4 WHEELER NUMBER | % | SNOWMACHINE NUMBER | % | OFF ROAD VEHICLE NUMBER | % | HIGHWAY VEHICLE NUMBER | % | WALKING (BEARS ONLY) NUMBER | % | UNKNOWN NUMBER | % | TOTAL NUMBER |
|---|---|---|---|---|---|---|---|---|---|---|---|---|---|---|---|---|---|---|---|---|
| **TOTAL STATEWIDE** | | | | | | | | | | | | | | | | | | | | |
| | SUCCESSFUL | 38 | 3.39 | 15 | 1.34 | 347 | 30.93 | 34 | 3.03 | 544 | 48.48 | 2 | 0.18 | 74 | 6.60 | | | 68 | 6.06 | 1122 |
| | UNSUCCESSFUL | n/a | n/a | n/a | n/a | n/a | n/a | n/a | n/a | n/a | n/a | n/a | n/a | n/a | n/a | | | n/a | n/a | n/a |
| | TOTAL | 38 | 3.39 | 15 | 1.34 | 347 | 30.93 | 34 | 3.03 | 544 | 48.48 | 2 | 0.18 | 74 | 6.60 | | | 68 | 6.06 | 1122 |

# 1992-93 TRANSPORTATION METHODS BY SPECIES: SHEEP

| UNIT | SUCCESS | AIRPLANE NUMBER | % | HORSE/ DOG TEAM NUMBER | % | BOAT NUMBER | % | 3-OR-4 WHEELER NUMBER | % | SNOWMACHINE NUMBER | % | OFF ROAD VEHICLE NUMBER | % | HIGHWAY VEHICLE NUMBER | % | WALKING (BEARS ONLY) NUMBER | % | UNKNOWN NUMBER | % | TOTAL NUMBER |
|---|---|---|---|---|---|---|---|---|---|---|---|---|---|---|---|---|---|---|---|---|
| **Unit 07** | | | | | | | | | | | | | | | | | | | | |
| **TOTAL UNIT** | | | | | | | | | | | | | | | | | | | | |
| | SUCCESSFUL | 1 | 20.00 | 0 | 0.00 | 0 | 0.00 | 0 | 0.00 | 0 | 0.00 | 0 | 0.00 | 4 | 80.00 | | | 0 | 0.00 | 5 |
| | UNSUCCESSFUL | 7 | 6.54 | 1 | 0.93 | 24 | 22.43 | 0 | 0.00 | 0 | 0.00 | 1 | 0.93 | 69 | 64.49 | | | 5 | 4.67 | 107 |
| | TOTAL | 8 | 7.14 | 1 | 0.89 | 24 | 21.43 | 0 | 0.00 | 0 | 0.00 | 1 | 0.89 | 73 | 65.18 | | | 5 | 4.46 | 112 |
| **Unit 09** | | | | | | | | | | | | | | | | | | | | |
| **Unit/Subunit 09B** | | | | | | | | | | | | | | | | | | | | |
| | SUCCESSFUL | 1 | 100.00 | 0 | 0.00 | 0 | 0.00 | 0 | 0.00 | 0 | 0.00 | 0 | 0.00 | 0 | 0.00 | | | 0 | 0.00 | 1 |
| | UNSUCCESSFUL | 0 | 0.00 | 0 | 0.00 | 2 | 100.00 | 0 | 0.00 | 0 | 0.00 | 0 | 0.00 | 0 | 0.00 | | | 0 | 0.00 | 2 |
| | TOTAL | 1 | 33.33 | 0 | 0.00 | 2 | 66.67 | 0 | 0.00 | 0 | 0.00 | 0 | 0.00 | 0 | 0.00 | | | 0 | 0.00 | 3 |
| **TOTAL UNIT** | | | | | | | | | | | | | | | | | | | | |
| | SUCCESSFUL | 1 | 100.00 | 0 | 0.00 | 0 | 0.00 | 0 | 0.00 | 0 | 0.00 | 0 | 0.00 | 0 | 0.00 | | | 0 | 0.00 | 1 |
| | UNSUCCESSFUL | 0 | 0.00 | 0 | 0.00 | 2 | 100.00 | 0 | 0.00 | 0 | 0.00 | 0 | 0.00 | 0 | 0.00 | | | 0 | 0.00 | 2 |
| | TOTAL | 1 | 33.33 | 0 | 0.00 | 2 | 66.67 | 0 | 0.00 | 0 | 0.00 | 0 | 0.00 | 0 | 0.00 | | | 0 | 0.00 | 3 |
| **Unit 11** | | | | | | | | | | | | | | | | | | | | |
| **TOTAL UNIT** | | | | | | | | | | | | | | | | | | | | |
| | SUCCESSFUL | 53 | 33.33 | 0 | 0.00 | 7 | 4.40 | 34 | 21.38 | 0 | 0.00 | 9 | 5.66 | 52 | 32.70 | | | 4 | 2.52 | 159 |
| | UNSUCCESSFUL | 42 | 18.34 | 3 | 1.31 | 2 | 0.87 | 76 | 33.19 | 1 | 0.44 | 13 | 5.68 | 79 | 34.50 | | | 13 | 5.68 | 229 |
| | TOTAL | 95 | 24.48 | 3 | 0.77 | 9 | 2.32 | 110 | 28.35 | 1 | 0.26 | 22 | 5.67 | 131 | 33.76 | | | 17 | 4.38 | 388 |
| **Unit 12** | | | | | | | | | | | | | | | | | | | | |
| **TOTAL UNIT** | | | | | | | | | | | | | | | | | | | | |
| | SUCCESSFUL | 123 | 61.19 | 49 | 24.38 | 1 | 0.50 | 4 | 1.99 | 0 | 0.00 | 4 | 1.99 | 18 | 8.96 | | | 2 | 1.00 | 201 |
| | UNSUCCESSFUL | 127 | 48.11 | 13 | 4.92 | 11 | 4.17 | 36 | 13.64 | 0 | 0.00 | 11 | 4.17 | 56 | 21.21 | | | 10 | 3.79 | 264 |
| | TOTAL | 250 | 53.76 | 62 | 13.33 | 12 | 2.58 | 40 | 8.60 | 0 | 0.00 | 15 | 3.23 | 74 | 15.91 | | | 12 | 2.58 | 465 |
| **Unit 13** | | | | | | | | | | | | | | | | | | | | |
| **Unit/Subunit 13A** | | | | | | | | | | | | | | | | | | | | |
| | SUCCESSFUL | 16 | 37.21 | 2 | 4.65 | 0 | 0.00 | 21 | 48.84 | 0 | 0.00 | 1 | 2.33 | 2 | 4.65 | | | 1 | 2.33 | 43 |
| | UNSUCCESSFUL | 21 | 11.48 | 9 | 4.92 | 0 | 0.00 | 107 | 58.47 | 0 | 0.00 | 14 | 7.65 | 22 | 12.02 | | | 10 | 5.46 | 183 |
| | TOTAL | 37 | 16.37 | 11 | 4.87 | 0 | 0.00 | 128 | 56.64 | 0 | 0.00 | 15 | 6.64 | 24 | 10.62 | | | 11 | 4.87 | 226 |
| **Unit/Subunit 13B** | | | | | | | | | | | | | | | | | | | | |
| | SUCCESSFUL | 0 | 0.00 | 0 | 0.00 | 0 | 0.00 | 0 | 0.00 | 0 | 0.00 | 0 | 0.00 | 2 | 100.00 | | | 0 | 0.00 | 2 |
| | UNSUCCESSFUL | 0 | 0.00 | 0 | 0.00 | 1 | 5.00 | 4 | 20.00 | 0 | 0.00 | 0 | 0.00 | 15 | 75.00 | | | 0 | 0.00 | 20 |
| | TOTAL | 0 | 0.00 | 0 | 0.00 | 1 | 4.55 | 4 | 18.18 | 0 | 0.00 | 0 | 0.00 | 17 | 77.27 | | | 0 | 0.00 | 22 |
| **Unit/Subunit 13C** | | | | | | | | | | | | | | | | | | | | |
| | SUCCESSFUL | 0 | 0.00 | 0 | 0.00 | 0 | 0.00 | 0 | 0.00 | 0 | 0.00 | 0 | 0.00 | 3 | 100.00 | | | 0 | 0.00 | 3 |
| | UNSUCCESSFUL | 3 | 13.04 | 0 | 0.00 | 0 | 0.00 | 7 | 30.43 | 0 | 0.00 | 4 | 17.39 | 7 | 30.43 | | | 2 | 8.70 | 23 |
| | TOTAL | 3 | 11.54 | 0 | 0.00 | 0 | 0.00 | 7 | 26.92 | 0 | 0.00 | 4 | 15.38 | 10 | 38.46 | | | 2 | 7.69 | 26 |

# 1992-93 TRANSPORTATION METHODS BY SPECIES: SHEEP

| UNIT | SUCCESS | AIRPLANE NUMBER | % | HORSE/ DOG TEAM NUMBER | % | BOAT NUMBER | % | 3-OR-4 WHEELER NUMBER | % | SNOWMACHINE NUMBER | % | OFF ROAD VEHICLE NUMBER | % | HIGHWAY VEHICLE NUMBER | % | WALKING (BEARS ONLY) NUMBER | % | UNKNOWN NUMBER | % | TOTAL NUMBER |
|---|---|---|---|---|---|---|---|---|---|---|---|---|---|---|---|---|---|---|---|---|
| **Unit 13** | | | | | | | | | | | | | | | | | | | | |
| **Unit/Subunit 13D** | | | | | | | | | | | | | | | | | | | | |
| | SUCCESSFUL | 28 | 63.64 | 2 | 4.55 | 4 | 9.09 | 0 | 0.00 | 0 | 0.00 | 1 | 2.27 | 8 | 18.18 | | | 1 | 2.27 | 44 |
| | UNSUCCESSFUL | 62 | 46.27 | 3 | 2.24 | 14 | 10.45 | 8 | 5.97 | 0 | 0.00 | 0 | 0.00 | 40 | 29.85 | | | 7 | 5.22 | 134 |
| | TOTAL | 90 | 50.56 | 5 | 2.81 | 18 | 10.11 | 8 | 4.49 | 0 | 0.00 | 1 | 0.56 | 48 | 26.97 | | | 8 | 4.49 | 178 |
| **Unit/Subunit 13E** | | | | | | | | | | | | | | | | | | | | |
| | SUCCESSFUL | 13 | 61.90 | 0 | 0.00 | 0 | 0.00 | 6 | 28.57 | 0 | 0.00 | 1 | 4.76 | 1 | 4.76 | | | 0 | 0.00 | 21 |
| | UNSUCCESSFUL | 14 | 17.28 | 2 | 2.47 | 0 | 0.00 | 31 | 38.27 | 0 | 0.00 | 12 | 14.81 | 15 | 18.52 | | | 7 | 8.64 | 81 |
| | TOTAL | 27 | 26.47 | 2 | 1.96 | 0 | 0.00 | 37 | 36.27 | 0 | 0.00 | 13 | 12.75 | 16 | 15.69 | | | 7 | 6.86 | 102 |
| **Unit/Subunit 13Z** | | | | | | | | | | | | | | | | | | | | |
| | SUCCESSFUL | 1 | 100.00 | 0 | 0.00 | 0 | 0.00 | 0 | 0.00 | 0 | 0.00 | 0 | 0.00 | 0 | 0.00 | | | 0 | 0.00 | 1 |
| | UNSUCCESSFUL | 1 | 5.88 | 0 | 0.00 | 0 | 0.00 | 4 | 23.53 | 0 | 0.00 | 2 | 11.76 | 4 | 23.53 | | | 6 | 35.29 | 17 |
| | TOTAL | 2 | 11.11 | 0 | 0.00 | 0 | 0.00 | 4 | 22.22 | 0 | 0.00 | 2 | 11.11 | 4 | 22.22 | | | 6 | 33.33 | 18 |
| **TOTAL UNIT** | | | | | | | | | | | | | | | | | | | | |
| | SUCCESSFUL | 58 | 50.88 | 4 | 3.51 | 4 | 3.51 | 27 | 23.68 | 0 | 0.00 | 3 | 2.63 | 16 | 14.04 | | | 2 | 1.75 | 114 |
| | UNSUCCESSFUL | 101 | 22.05 | 14 | 3.06 | 15 | 3.28 | 161 | 35.15 | 0 | 0.00 | 32 | 6.99 | 103 | 22.49 | | | 32 | 6.99 | 458 |
| | TOTAL | 159 | 27.80 | 18 | 3.15 | 19 | 3.32 | 188 | 32.87 | 0 | 0.00 | 35 | 6.12 | 119 | 20.80 | | | 34 | 5.94 | 572 |
| **Unit 14** | | | | | | | | | | | | | | | | | | | | |
| **Unit/Subunit 14A** | | | | | | | | | | | | | | | | | | | | |
| | SUCCESSFUL | 10 | 30.30 | 7 | 21.21 | 3 | 9.09 | 5 | 15.15 | 0 | 0.00 | 0 | 0.00 | 8 | 24.24 | | | 0 | 0.00 | 33 |
| | UNSUCCESSFUL | 22 | 16.67 | 16 | 12.12 | 14 | 10.61 | 28 | 21.21 | 0 | 0.00 | 6 | 4.55 | 38 | 28.79 | | | 8 | 6.06 | 132 |
| | TOTAL | 32 | 19.39 | 23 | 13.94 | 17 | 10.30 | 33 | 20.00 | 0 | 0.00 | 6 | 3.64 | 46 | 27.88 | | | 8 | 4.85 | 165 |
| **Unit/Subunit 14B** | | | | | | | | | | | | | | | | | | | | |
| | SUCCESSFUL | 7 | 77.78 | 0 | 0.00 | 0 | 0.00 | 1 | 11.11 | 0 | 0.00 | 0 | 0.00 | 1 | 11.11 | | | 0 | 0.00 | 9 |
| | UNSUCCESSFUL | 10 | 62.50 | 2 | 12.50 | 0 | 0.00 | 3 | 18.75 | 0 | 0.00 | 0 | 0.00 | 1 | 6.25 | | | 0 | 0.00 | 16 |
| | TOTAL | 17 | 68.00 | 2 | 8.00 | 0 | 0.00 | 4 | 16.00 | 0 | 0.00 | 0 | 0.00 | 2 | 8.00 | | | 0 | 0.00 | 25 |
| **Unit/Subunit 14C** | | | | | | | | | | | | | | | | | | | | |
| | SUCCESSFUL | 7 | 8.54 | 0 | 0.00 | 7 | 8.54 | 5 | 6.10 | 0 | 0.00 | 0 | 0.00 | 54 | 65.85 | | | 9 | 10.98 | 82 |
| | UNSUCCESSFUL | 3 | 1.70 | 1 | 0.57 | 8 | 4.55 | 10 | 5.68 | 0 | 0.00 | 0 | 0.00 | 146 | 82.95 | | | 8 | 4.55 | 176 |
| | TOTAL | 10 | 3.88 | 1 | 0.39 | 15 | 5.81 | 15 | 5.81 | 0 | 0.00 | 0 | 0.00 | 200 | 77.52 | | | 17 | 6.59 | 258 |
| **Unit/Subunit 14Z** | | | | | | | | | | | | | | | | | | | | |
| | SUCCESSFUL | 0 | 0.00 | 0 | 0.00 | 0 | 0.00 | 0 | 0.00 | 0 | 0.00 | 0 | 0.00 | 0 | 0.00 | | | 0 | 0.00 | 0 |
| | UNSUCCESSFUL | 1 | 50.00 | 0 | 0.00 | 0 | 0.00 | 1 | 50.00 | 0 | 0.00 | 0 | 0.00 | 0 | 0.00 | | | 0 | 0.00 | 2 |
| | TOTAL | 1 | 50.00 | 0 | 0.00 | 0 | 0.00 | 1 | 50.00 | 0 | 0.00 | 0 | 0.00 | 0 | 0.00 | | | 0 | 0.00 | 2 |
| **TOTAL UNIT** | | | | | | | | | | | | | | | | | | | | |
| | SUCCESSFUL | 24 | 19.35 | 7 | 5.65 | 10 | 8.06 | 11 | 8.87 | 0 | 0.00 | 0 | 0.00 | 63 | 50.81 | | | 9 | 7.26 | 124 |
| | UNSUCCESSFUL | 36 | 11.04 | 19 | 5.83 | 22 | 6.75 | 42 | 12.88 | 0 | 0.00 | 6 | 1.84 | 185 | 56.75 | | | 16 | 4.91 | 326 |
| | TOTAL | 60 | 13.33 | 26 | 5.78 | 32 | 7.11 | 53 | 11.78 | 0 | 0.00 | 6 | 1.33 | 248 | 55.11 | | | 25 | 5.56 | 450 |
| **Unit 15** | | | | | | | | | | | | | | | | | | | | |
| **Unit/Subunit 15A** | | | | | | | | | | | | | | | | | | | | |
| | SUCCESSFUL | 0 | 0.00 | 0 | 0.00 | 0 | 0.00 | 0 | 0.00 | 0 | 0.00 | 0 | 0.00 | 4 | 100.00 | | | 0 | 0.00 | 4 |
| | UNSUCCESSFUL | 0 | 0.00 | 0 | 0.00 | 0 | 0.00 | 0 | 0.00 | 0 | 0.00 | 0 | 0.00 | 18 | 100.00 | | | 0 | 0.00 | 18 |
| | TOTAL | 0 | 0.00 | 0 | 0.00 | 0 | 0.00 | 0 | 0.00 | 0 | 0.00 | 0 | 0.00 | 22 | 100.00 | | | 0 | 0.00 | 22 |

# 1992-93 TRANSPORTATION METHODS BY SPECIES: SHEEP

| UNIT | SUCCESS | AIRPLANE NUMBER | AIRPLANE % | HORSE/ DOG TEAM NUMBER | HORSE/ DOG TEAM % | BOAT NUMBER | BOAT % | 3-OR-4 WHEELER NUMBER | 3-OR-4 WHEELER % | SNOWMACHINE NUMBER | SNOWMACHINE % | OFF ROAD VEHICLE NUMBER | OFF ROAD VEHICLE % | HIGHWAY VEHICLE NUMBER | HIGHWAY VEHICLE % | WALKING (BEARS ONLY) NUMBER | WALKING (BEARS ONLY) % | UNKNOWN NUMBER | UNKNOWN % | TOTAL NUMBER |
|---|---|---|---|---|---|---|---|---|---|---|---|---|---|---|---|---|---|---|---|---|
| **Unit 15** | | | | | | | | | | | | | | | | | | | | |
| **Unit/Subunit 15B** | | | | | | | | | | | | | | | | | | | | |
| | SUCCESSFUL | 13 | 59.09 | 0 | 0.00 | 8 | 36.36 | 0 | 0.00 | 0 | 0.00 | 0 | 0.00 | 1 | 4.55 | | | 0 | 0.00 | 22 |
| | UNSUCCESSFUL | 24 | 48.98 | 4 | 8.16 | 16 | 32.65 | 0 | 0.00 | 0 | 0.00 | 0 | 0.00 | 4 | 8.16 | | | 1 | 2.04 | 49 |
| | TOTAL | 37 | 52.11 | 4 | 5.63 | 24 | 33.80 | 0 | 0.00 | 0 | 0.00 | 0 | 0.00 | 5 | 7.04 | | | 1 | 1.41 | 71 |
| **Unit/Subunit 15C** | | | | | | | | | | | | | | | | | | | | |
| | SUCCESSFUL | 2 | 100.00 | 0 | 0.00 | 0 | 0.00 | 0 | 0.00 | 0 | 0.00 | 0 | 0.00 | 0 | 0.00 | | | 0 | 0.00 | 2 |
| | UNSUCCESSFUL | 7 | 30.43 | 1 | 4.35 | 13 | 56.52 | 0 | 0.00 | 0 | 0.00 | 0 | 0.00 | 0 | 0.00 | | | 2 | 8.70 | 23 |
| | TOTAL | 9 | 36.00 | 1 | 4.00 | 13 | 52.00 | 0 | 0.00 | 0 | 0.00 | 0 | 0.00 | 0 | 0.00 | | | 2 | 8.00 | 25 |
| **Unit/Subunit 15Z** | | | | | | | | | | | | | | | | | | | | |
| | SUCCESSFUL | 0 | 0.00 | 0 | 0.00 | 0 | 0.00 | 0 | 0.00 | 0 | 0.00 | 0 | 0.00 | 0 | 0.00 | | | 0 | 0.00 | 0 |
| | UNSUCCESSFUL | 0 | 0.00 | 0 | 0.00 | 0 | 0.00 | 0 | 0.00 | 0 | 0.00 | 0 | 0.00 | 1 | 33.33 | | | 2 | 66.67 | 3 |
| | TOTAL | 0 | 0.00 | 0 | 0.00 | 0 | 0.00 | 0 | 0.00 | 0 | 0.00 | 0 | 0.00 | 1 | 33.33 | | | 2 | 66.67 | 3 |
| **TOTAL UNIT** | | | | | | | | | | | | | | | | | | | | |
| | SUCCESSFUL | 15 | 53.57 | 0 | 0.00 | 8 | 28.57 | 0 | 0.00 | 0 | 0.00 | 0 | 0.00 | 5 | 17.86 | | | 0 | 0.00 | 28 |
| | UNSUCCESSFUL | 31 | 33.33 | 5 | 5.38 | 29 | 31.18 | 0 | 0.00 | 0 | 0.00 | 0 | 0.00 | 23 | 24.73 | | | 5 | 5.38 | 93 |
| | TOTAL | 46 | 38.02 | 5 | 4.13 | 37 | 30.58 | 0 | 0.00 | 0 | 0.00 | 0 | 0.00 | 28 | 23.14 | | | 5 | 4.13 | 121 |
| **Unit 16** | | | | | | | | | | | | | | | | | | | | |
| **Unit/Subunit 16B** | | | | | | | | | | | | | | | | | | | | |
| | SUCCESSFUL | 13 | 86.67 | 2 | 13.33 | 0 | 0.00 | 0 | 0.00 | 0 | 0.00 | 0 | 0.00 | 0 | 0.00 | | | 0 | 0.00 | 15 |
| | UNSUCCESSFUL | 11 | 91.67 | 0 | 0.00 | 0 | 0.00 | 0 | 0.00 | 0 | 0.00 | 0 | 0.00 | 0 | 0.00 | | | 1 | 8.33 | 12 |
| | TOTAL | 24 | 88.89 | 2 | 7.41 | 0 | 0.00 | 0 | 0.00 | 0 | 0.00 | 0 | 0.00 | 0 | 0.00 | | | 1 | 3.70 | 27 |
| **TOTAL UNIT** | | | | | | | | | | | | | | | | | | | | |
| | SUCCESSFUL | 13 | 86.67 | 2 | 13.33 | 0 | 0.00 | 0 | 0.00 | 0 | 0.00 | 0 | 0.00 | 0 | 0.00 | | | 0 | 0.00 | 15 |
| | UNSUCCESSFUL | 11 | 91.67 | 0 | 0.00 | 0 | 0.00 | 0 | 0.00 | 0 | 0.00 | 0 | 0.00 | 0 | 0.00 | | | 1 | 8.33 | 12 |
| | TOTAL | 24 | 88.89 | 2 | 7.41 | 0 | 0.00 | 0 | 0.00 | 0 | 0.00 | 0 | 0.00 | 0 | 0.00 | | | 1 | 3.70 | 27 |
| **Unit 19** | | | | | | | | | | | | | | | | | | | | |
| **Unit/Subunit 19B** | | | | | | | | | | | | | | | | | | | | |
| | SUCCESSFUL | 3 | 100.00 | 0 | 0.00 | 0 | 0.00 | 0 | 0.00 | 0 | 0.00 | 0 | 0.00 | 0 | 0.00 | | | 0 | 0.00 | 3 |
| | UNSUCCESSFUL | 2 | 100.00 | 0 | 0.00 | 0 | 0.00 | 0 | 0.00 | 0 | 0.00 | 0 | 0.00 | 0 | 0.00 | | | 0 | 0.00 | 2 |
| | TOTAL | 5 | 100.00 | 0 | 0.00 | 0 | 0.00 | 0 | 0.00 | 0 | 0.00 | 0 | 0.00 | 0 | 0.00 | | | 0 | 0.00 | 5 |
| **Unit/Subunit 19C** | | | | | | | | | | | | | | | | | | | | |
| | SUCCESSFUL | 87 | 82.08 | 9 | 8.49 | 0 | 0.00 | 5 | 4.72 | 0 | 0.00 | 5 | 4.72 | 0 | 0.00 | | | 0 | 0.00 | 106 |
| | UNSUCCESSFUL | 68 | 87.18 | 1 | 1.28 | 4 | 5.13 | 2 | 2.56 | 0 | 0.00 | 0 | 0.00 | 0 | 0.00 | | | 3 | 3.85 | 78 |
| | TOTAL | 155 | 84.24 | 10 | 5.43 | 4 | 2.17 | 7 | 3.80 | 0 | 0.00 | 5 | 2.72 | 0 | 0.00 | | | 3 | 1.63 | 184 |
| **Unit/Subunit 19Z** | | | | | | | | | | | | | | | | | | | | |
| | SUCCESSFUL | 1 | 100.00 | 0 | 0.00 | 0 | 0.00 | 0 | 0.00 | 0 | 0.00 | 0 | 0.00 | 0 | 0.00 | | | 0 | 0.00 | 1 |
| | UNSUCCESSFUL | 2 | 66.67 | 0 | 0.00 | 0 | 0.00 | 1 | 33.33 | 0 | 0.00 | 0 | 0.00 | 0 | 0.00 | | | 0 | 0.00 | 3 |
| | TOTAL | 3 | 75.00 | 0 | 0.00 | 0 | 0.00 | 1 | 25.00 | 0 | 0.00 | 0 | 0.00 | 0 | 0.00 | | | 0 | 0.00 | 4 |
| **TOTAL UNIT** | | | | | | | | | | | | | | | | | | | | |
| | SUCCESSFUL | 91 | 82.73 | 9 | 8.18 | 0 | 0.00 | 5 | 4.55 | 0 | 0.00 | 5 | 4.55 | 0 | 0.00 | | | 0 | 0.00 | 110 |
| | UNSUCCESSFUL | 72 | 86.75 | 1 | 1.20 | 4 | 4.82 | 3 | 3.61 | 0 | 0.00 | 0 | 0.00 | 0 | 0.00 | | | 3 | 3.61 | 83 |
| | TOTAL | 163 | 84.46 | 10 | 5.18 | 4 | 2.07 | 8 | 4.15 | 0 | 0.00 | 5 | 2.59 | 0 | 0.00 | | | 3 | 1.55 | 193 |

# 1992-93 TRANSPORTATION METHODS BY SPECIES: SHEEP

| UNIT | SUCCESS | AIRPLANE NUMBER | AIRPLANE % | HORSE/ DOG TEAM NUMBER | HORSE/ DOG TEAM % | BOAT NUMBER | BOAT % | 3-OR-4 WHEELER NUMBER | 3-OR-4 WHEELER % | SNOWMACHINE NUMBER | SNOWMACHINE % | OFF ROAD VEHICLE NUMBER | OFF ROAD VEHICLE % | HIGHWAY VEHICLE NUMBER | HIGHWAY VEHICLE % | WALKING (BEARS ONLY) NUMBER | WALKING (BEARS ONLY) % | UNKNOWN NUMBER | UNKNOWN % | TOTAL NUMBER |
|---|---|---|---|---|---|---|---|---|---|---|---|---|---|---|---|---|---|---|---|---|
| **Unit 20** | | | | | | | | | | | | | | | | | | | | |
| **Unit/Subunit 20A** | | | | | | | | | | | | | | | | | | | | |
| | SUCCESSFUL | 32 | 51.61 | 15 | 24.19 | 0 | 0.00 | 4 | 6.45 | 0 | 0.00 | 4 | 6.45 | 5 | 8.06 | | | 2 | 3.23 | 62 |
| | UNSUCCESSFUL | 51 | 30.36 | 28 | 16.67 | 3 | 1.79 | 21 | 12.50 | 0 | 0.00 | 12 | 7.14 | 46 | 27.38 | | | 7 | 4.17 | 168 |
| | TOTAL | 83 | 36.09 | 43 | 18.70 | 3 | 1.30 | 25 | 10.87 | 0 | 0.00 | 16 | 6.96 | 51 | 22.17 | | | 9 | 3.91 | 230 |
| **Unit/Subunit 20B** | | | | | | | | | | | | | | | | | | | | |
| | SUCCESSFUL | 1 | 100.00 | 0 | 0.00 | 0 | 0.00 | 0 | 0.00 | 0 | 0.00 | 0 | 0.00 | 0 | 0.00 | | | 0 | 0.00 | 1 |
| | UNSUCCESSFUL | 6 | 66.67 | 0 | 0.00 | 0 | 0.00 | 0 | 0.00 | 0 | 0.00 | 1 | 11.11 | 2 | 22.22 | | | 0 | 0.00 | 9 |
| | TOTAL | 7 | 70.00 | 0 | 0.00 | 0 | 0.00 | 0 | 0.00 | 0 | 0.00 | 1 | 10.00 | 2 | 20.00 | | | 0 | 0.00 | 10 |
| **Unit/Subunit 20C** | | | | | | | | | | | | | | | | | | | | |
| | SUCCESSFUL | 0 | 0.00 | 0 | 0.00 | 0 | 0.00 | 0 | 0.00 | 0 | 0.00 | 0 | 0.00 | 0 | 0.00 | | | 0 | 0.00 | 0 |
| | UNSUCCESSFUL | 0 | 0.00 | 0 | 0.00 | 0 | 0.00 | 1 | 100.00 | 0 | 0.00 | 0 | 0.00 | 0 | 0.00 | | | 0 | 0.00 | 1 |
| | TOTAL | 0 | 0.00 | 0 | 0.00 | 0 | 0.00 | 1 | 100.00 | 0 | 0.00 | 0 | 0.00 | 0 | 0.00 | | | 0 | 0.00 | 1 |
| **Unit/Subunit 20D** | | | | | | | | | | | | | | | | | | | | |
| | SUCCESSFUL | 19 | 36.54 | 0 | 0.00 | 1 | 1.92 | 9 | 17.31 | 0 | 0.00 | 1 | 1.92 | 21 | 40.38 | | | 1 | 1.92 | 52 |
| | UNSUCCESSFUL | 22 | 28.57 | 0 | 0.00 | 3 | 3.90 | 15 | 19.48 | 0 | 0.00 | 5 | 6.49 | 30 | 38.96 | | | 2 | 2.60 | 77 |
| | TOTAL | 41 | 31.78 | 0 | 0.00 | 4 | 3.10 | 24 | 18.60 | 0 | 0.00 | 6 | 4.65 | 51 | 39.53 | | | 3 | 2.33 | 129 |
| **Unit/Subunit 20E** | | | | | | | | | | | | | | | | | | | | |
| | SUCCESSFUL | 2 | 66.67 | 0 | 0.00 | 0 | 0.00 | 0 | 0.00 | 0 | 0.00 | 0 | 0.00 | 1 | 33.33 | | | 0 | 0.00 | 3 |
| | UNSUCCESSFUL | 2 | 28.57 | 1 | 14.29 | 1 | 14.29 | 0 | 0.00 | 0 | 0.00 | 0 | 0.00 | 2 | 28.57 | | | 1 | 14.29 | 7 |
| | TOTAL | 4 | 40.00 | 1 | 10.00 | 1 | 10.00 | 0 | 0.00 | 0 | 0.00 | 0 | 0.00 | 3 | 30.00 | | | 1 | 10.00 | 10 |
| **Unit/Subunit 20Z** | | | | | | | | | | | | | | | | | | | | |
| | SUCCESSFUL | 0 | 0.00 | 0 | 0.00 | 0 | 0.00 | 0 | 0.00 | 0 | 0.00 | 0 | 0.00 | 0 | 0.00 | | | 0 | 0.00 | 0 |
| | UNSUCCESSFUL | 0 | 0.00 | 0 | 0.00 | 0 | 0.00 | 0 | 0.00 | 0 | 0.00 | 0 | 0.00 | 1 | 100.00 | | | 0 | 0.00 | 1 |
| | TOTAL | 0 | 0.00 | 0 | 0.00 | 0 | 0.00 | 0 | 0.00 | 0 | 0.00 | 0 | 0.00 | 1 | 100.00 | | | 0 | 0.00 | 1 |
| **TOTAL UNIT** | | | | | | | | | | | | | | | | | | | | |
| | SUCCESSFUL | 54 | 45.76 | 15 | 12.71 | 1 | 0.85 | 13 | 11.02 | 0 | 0.00 | 5 | 4.24 | 27 | 22.88 | | | 3 | 2.54 | 118 |
| | UNSUCCESSFUL | 81 | 30.80 | 29 | 11.03 | 7 | 2.66 | 37 | 14.07 | 0 | 0.00 | 18 | 6.84 | 81 | 30.80 | | | 10 | 3.80 | 263 |
| | TOTAL | 135 | 35.43 | 44 | 11.55 | 8 | 2.10 | 50 | 13.12 | 0 | 0.00 | 23 | 6.04 | 108 | 28.35 | | | 13 | 3.41 | 381 |
| **Unit 23** | | | | | | | | | | | | | | | | | | | | |
| **TOTAL UNIT** | | | | | | | | | | | | | | | | | | | | |
| | SUCCESSFUL | 7 | 100.00 | 0 | 0.00 | 0 | 0.00 | 0 | 0.00 | 0 | 0.00 | 0 | 0.00 | 0 | 0.00 | | | 0 | 0.00 | 7 |
| | UNSUCCESSFUL | 12 | 85.71 | 0 | 0.00 | 1 | 7.14 | 0 | 0.00 | 0 | 0.00 | 0 | 0.00 | 0 | 0.00 | | | 1 | 7.14 | 14 |
| | TOTAL | 19 | 90.48 | 0 | 0.00 | 1 | 4.76 | 0 | 0.00 | 0 | 0.00 | 0 | 0.00 | 0 | 0.00 | | | 1 | 4.76 | 21 |
| **Unit 24** | | | | | | | | | | | | | | | | | | | | |
| **TOTAL UNIT** | | | | | | | | | | | | | | | | | | | | |
| | SUCCESSFUL | 12 | 44.44 | 2 | 7.41 | 2 | 7.41 | 1 | 3.70 | 1 | 3.70 | 0 | 0.00 | 9 | 33.33 | | | 0 | 0.00 | 27 |
| | UNSUCCESSFUL | 14 | 32.56 | 3 | 6.98 | 2 | 4.65 | 1 | 2.33 | 0 | 0.00 | 0 | 0.00 | 20 | 46.51 | | | 3 | 6.98 | 43 |
| | TOTAL | 26 | 37.14 | 5 | 7.14 | 4 | 5.71 | 2 | 2.86 | 1 | 1.43 | 0 | 0.00 | 29 | 41.43 | | | 3 | 4.29 | 70 |

# 1992-93 TRANSPORTATION METHODS BY SPECIES: SHEEP

| UNIT | SUCCESS | AIRPLANE NUMBER | AIRPLANE % | HORSE/ DOG TEAM NUMBER | HORSE/ DOG TEAM % | BOAT NUMBER | BOAT % | 3-OR-4 WHEELER NUMBER | 3-OR-4 WHEELER % | SNOWMACHINE NUMBER | SNOWMACHINE % | OFF ROAD VEHICLE NUMBER | OFF ROAD VEHICLE % | HIGHWAY VEHICLE NUMBER | HIGHWAY VEHICLE % | WALKING (BEARS ONLY) NUMBER | WALKING (BEARS ONLY) % | UNKNOWN NUMBER | UNKNOWN % | TOTAL NUMBER |
|---|---|---|---|---|---|---|---|---|---|---|---|---|---|---|---|---|---|---|---|---|
| **Unit 25** | | | | | | | | | | | | | | | | | | | | |
| **Unit/Subunit 25A** | | | | | | | | | | | | | | | | | | | | |
| | SUCCESSFUL | 38 | 92.68 | 1 | 2.44 | 0 | 0.00 | 0 | 0.00 | 0 | 0.00 | 0 | 0.00 | 2 | 4.88 | | | 0 | 0.00 | 41 |
| | UNSUCCESSFUL | 45 | 80.36 | 1 | 1.79 | 1 | 1.79 | 1 | 1.79 | 0 | 0.00 | 0 | 0.00 | 8 | 14.29 | | | 0 | 0.00 | 56 |
| | TOTAL | 83 | 85.57 | 2 | 2.06 | 1 | 1.03 | 1 | 1.03 | 0 | 0.00 | 0 | 0.00 | 10 | 10.31 | | | 0 | 0.00 | 97 |
| **Unit/Subunit 25B** | | | | | | | | | | | | | | | | | | | | |
| | SUCCESSFUL | 0 | 0.00 | 0 | 0.00 | 1 | 100.00 | 0 | 0.00 | 0 | 0.00 | 0 | 0.00 | 0 | 0.00 | | | 0 | 0.00 | 1 |
| | UNSUCCESSFUL | 1 | 100.00 | 0 | 0.00 | 0 | 0.00 | 0 | 0.00 | 0 | 0.00 | 0 | 0.00 | 0 | 0.00 | | | 0 | 0.00 | 1 |
| | TOTAL | 1 | 50.00 | 0 | 0.00 | 1 | 50.00 | 0 | 0.00 | 0 | 0.00 | 0 | 0.00 | 0 | 0.00 | | | 0 | 0.00 | 2 |
| **Unit/Subunit 25C** | | | | | | | | | | | | | | | | | | | | |
| | SUCCESSFUL | 4 | 80.00 | 0 | 0.00 | 1 | 20.00 | 0 | 0.00 | 0 | 0.00 | 0 | 0.00 | 0 | 0.00 | | | 0 | 0.00 | 5 |
| | UNSUCCESSFUL | 4 | 20.00 | 2 | 10.00 | 0 | 0.00 | 10 | 50.00 | 0 | 0.00 | 0 | 0.00 | 3 | 15.00 | | | 1 | 5.00 | 20 |
| | TOTAL | 8 | 32.00 | 2 | 8.00 | 1 | 4.00 | 10 | 40.00 | 0 | 0.00 | 0 | 0.00 | 3 | 12.00 | | | 1 | 4.00 | 25 |
| **Unit/Subunit 25D** | | | | | | | | | | | | | | | | | | | | |
| | SUCCESSFUL | 4 | 100.00 | 0 | 0.00 | 0 | 0.00 | 0 | 0.00 | 0 | 0.00 | 0 | 0.00 | 0 | 0.00 | | | 0 | 0.00 | 4 |
| | UNSUCCESSFUL | 0 | 0.00 | 0 | 0.00 | 0 | 0.00 | 0 | 0.00 | 0 | 0.00 | 1 | 100.00 | 0 | 0.00 | | | 0 | 0.00 | 1 |
| | TOTAL | 4 | 80.00 | 0 | 0.00 | 0 | 0.00 | 0 | 0.00 | 0 | 0.00 | 1 | 20.00 | 0 | 0.00 | | | 0 | 0.00 | 5 |
| **Unit/Subunit 25Z** | | | | | | | | | | | | | | | | | | | | |
| | SUCCESSFUL | 0 | 0.00 | 0 | 0.00 | 0 | 0.00 | 0 | 0.00 | 0 | 0.00 | 0 | 0.00 | 0 | 0.00 | | | 0 | 0.00 | 0 |
| | UNSUCCESSFUL | 3 | 75.00 | 0 | 0.00 | 0 | 0.00 | 0 | 0.00 | 0 | 0.00 | 0 | 0.00 | 1 | 25.00 | | | 0 | 0.00 | 4 |
| | TOTAL | 3 | 75.00 | 0 | 0.00 | 0 | 0.00 | 0 | 0.00 | 0 | 0.00 | 0 | 0.00 | 1 | 25.00 | | | 0 | 0.00 | 4 |
| **TOTAL UNIT** | | | | | | | | | | | | | | | | | | | | |
| | SUCCESSFUL | 46 | 90.20 | 1 | 1.96 | 2 | 3.92 | 0 | 0.00 | 0 | 0.00 | 0 | 0.00 | 2 | 3.92 | | | 0 | 0.00 | 51 |
| | UNSUCCESSFUL | 53 | 64.63 | 3 | 3.66 | 1 | 1.22 | 11 | 13.41 | 0 | 0.00 | 1 | 1.22 | 12 | 14.63 | | | 1 | 1.22 | 82 |
| | TOTAL | 99 | 74.44 | 4 | 3.01 | 3 | 2.26 | 11 | 8.27 | 0 | 0.00 | 1 | 0.75 | 14 | 10.53 | | | 1 | 0.75 | 133 |
| **Unit 26** | | | | | | | | | | | | | | | | | | | | |
| **Unit/Subunit 26A** | | | | | | | | | | | | | | | | | | | | |
| | SUCCESSFUL | 5 | 100.00 | 0 | 0.00 | 0 | 0.00 | 0 | 0.00 | 0 | 0.00 | 0 | 0.00 | 0 | 0.00 | | | 0 | 0.00 | 5 |
| | UNSUCCESSFUL | 16 | 80.00 | 0 | 0.00 | 0 | 0.00 | 0 | 0.00 | 0 | 0.00 | 1 | 5.00 | 3 | 15.00 | | | 0 | 0.00 | 20 |
| | TOTAL | 21 | 84.00 | 0 | 0.00 | 0 | 0.00 | 0 | 0.00 | 0 | 0.00 | 1 | 4.00 | 3 | 12.00 | | | 0 | 0.00 | 25 |
| **Unit/Subunit 26B** | | | | | | | | | | | | | | | | | | | | |
| | SUCCESSFUL | 50 | 76.92 | 0 | 0.00 | 1 | 1.54 | 0 | 0.00 | 0 | 0.00 | 0 | 0.00 | 13 | 20.00 | | | 1 | 1.54 | 65 |
| | UNSUCCESSFUL | 54 | 50.00 | 3 | 2.78 | 3 | 2.78 | 0 | 0.00 | 0 | 0.00 | 0 | 0.00 | 45 | 41.67 | | | 3 | 2.78 | 108 |
| | TOTAL | 104 | 60.12 | 3 | 1.73 | 4 | 2.31 | 0 | 0.00 | 0 | 0.00 | 0 | 0.00 | 58 | 33.53 | | | 4 | 2.31 | 173 |
| **Unit/Subunit 26C** | | | | | | | | | | | | | | | | | | | | |
| | SUCCESSFUL | 64 | 94.12 | 0 | 0.00 | 0 | 0.00 | 0 | 0.00 | 0 | 0.00 | 0 | 0.00 | 2 | 2.94 | | | 2 | 2.94 | 68 |
| | UNSUCCESSFUL | 39 | 100.00 | 0 | 0.00 | 0 | 0.00 | 0 | 0.00 | 0 | 0.00 | 0 | 0.00 | 0 | 0.00 | | | 0 | 0.00 | 39 |
| | TOTAL | 103 | 96.26 | 0 | 0.00 | 0 | 0.00 | 0 | 0.00 | 0 | 0.00 | 0 | 0.00 | 2 | 1.87 | | | 2 | 1.87 | 107 |
| **Unit/Subunit 26Z** | | | | | | | | | | | | | | | | | | | | |
| | SUCCESSFUL | 1 | 100.00 | 0 | 0.00 | 0 | 0.00 | 0 | 0.00 | 0 | 0.00 | 0 | 0.00 | 0 | 0.00 | | | 0 | 0.00 | 1 |
| | UNSUCCESSFUL | 4 | 66.67 | 0 | 0.00 | 0 | 0.00 | 0 | 0.00 | 0 | 0.00 | 0 | 0.00 | 1 | 16.67 | | | 1 | 16.67 | 6 |
| | TOTAL | 5 | 71.43 | 0 | 0.00 | 0 | 0.00 | 0 | 0.00 | 0 | 0.00 | 0 | 0.00 | 1 | 14.29 | | | 1 | 14.29 | 7 |

# 1992-93 TRANSPORTATION METHODS BY SPECIES: SHEEP

| UNIT | SUCCESS | AIRPLANE NUMBER | AIRPLANE % | HORSE/ DOG TEAM NUMBER | HORSE/ DOG TEAM % | BOAT NUMBER | BOAT % | 3-OR-4 WHEELER NUMBER | 3-OR-4 WHEELER % | SNOWMACHINE NUMBER | SNOWMACHINE % | OFF ROAD VEHICLE NUMBER | OFF ROAD VEHICLE % | HIGHWAY VEHICLE NUMBER | HIGHWAY VEHICLE % | WALKING (BEARS ONLY) NUMBER | WALKING (BEARS ONLY) % | UNKNOWN NUMBER | UNKNOWN % | TOTAL NUMBER |
|---|---|---|---|---|---|---|---|---|---|---|---|---|---|---|---|---|---|---|---|---|
| **Unit 26** | | | | | | | | | | | | | | | | | | | | |
| **TOTAL UNIT** | | | | | | | | | | | | | | | | | | | | |
| | SUCCESSFUL | 120 | 86.33 | 0 | 0.00 | 1 | 0.72 | 0 | 0.00 | 0 | 0.00 | 0 | 0.00 | 15 | 10.79 | | | 3 | 2.16 | 139 |
| | UNSUCCESSFUL | 113 | 65.32 | 3 | 1.73 | 3 | 1.73 | 0 | 0.00 | 0 | 0.00 | 1 | 0.58 | 49 | 28.32 | | | 4 | 2.31 | 173 |
| | TOTAL | 233 | 74.68 | 3 | 0.96 | 4 | 1.28 | 0 | 0.00 | 0 | 0.00 | 1 | 0.32 | 64 | 20.51 | | | 7 | 2.24 | 312 |
| **Unit 27** | | | | | | | | | | | | | | | | | | | | |
| **TOTAL UNIT** | | | | | | | | | | | | | | | | | | | | |
| | SUCCESSFUL | 2 | 100.00 | 0 | 0.00 | 0 | 0.00 | 0 | 0.00 | 0 | 0.00 | 0 | 0.00 | 0 | 0.00 | | | 0 | 0.00 | 2 |
| | UNSUCCESSFUL | 5 | 15.15 | 1 | 3.03 | 0 | 0.00 | 2 | 6.06 | 0 | 0.00 | 2 | 6.06 | 8 | 24.24 | | | 15 | 45.45 | 33 |
| | TOTAL | 7 | 20.00 | 1 | 2.86 | 0 | 0.00 | 2 | 5.71 | 0 | 0.00 | 2 | 5.71 | 8 | 22.86 | | | 15 | 42.86 | 35 |
| **TOTAL STATEWIDE** | | | | | | | | | | | | | | | | | | | | |
| | SUCCESSFUL | 620 | 56.31 | 89 | 8.08 | 36 | 3.27 | 95 | 8.63 | 1 | 0.09 | 26 | 2.36 | 211 | 19.16 | | | 23 | 2.09 | 1101 |
| | UNSUCCESSFUL | 705 | 32.31 | 95 | 4.35 | 123 | 5.64 | 369 | 16.91 | 1 | 0.05 | 85 | 3.90 | 685 | 31.39 | | | 119 | 5.45 | 2182 |
| | TOTAL | 1325 | 40.36 | 184 | 5.60 | 159 | 4.84 | 464 | 14.13 | 2 | 0.06 | 111 | 3.38 | 896 | 27.29 | | | 142 | 4.33 | 3283 |

# 1992-93 TRANSPORTATION METHODS BY SPECIES: WOLF

| UNIT | SUCCESS | AIRPLANE NUMBER | AIRPLANE % | HORSE/ DOG TEAM NUMBER | HORSE/ DOG TEAM % | BOAT NUMBER | BOAT % | 3-OR-4 WHEELER NUMBER | 3-OR-4 WHEELER % | SNOWMACHINE NUMBER | SNOWMACHINE % | OFF ROAD VEHICLE NUMBER | OFF ROAD VEHICLE % | HIGHWAY VEHICLE NUMBER | HIGHWAY VEHICLE % | WALKING (BEARS ONLY) NUMBER | WALKING (BEARS ONLY) % | UNKNOWN NUMBER | UNKNOWN % | TOTAL NUMBER |
|---|---|---|---|---|---|---|---|---|---|---|---|---|---|---|---|---|---|---|---|---|
| **Unit 01** | | | | | | | | | | | | | | | | | | | | |
| **Unit/Subunit 01A** | | | | | | | | | | | | | | | | | | | | |
| | SUCCESSFUL | 2 | 5.13 | 0 | 0.00 | 30 | 76.92 | 4 | 10.26 | 0 | 0.00 | 0 | 0.00 | 3 | 7.69 | | | 0 | 0.00 | 39 |
| | UNSUCCESSFUL | n/a | n/a | n/a | n/a | n/a | n/a | n/a | n/a | n/a | n/a | n/a | n/a | n/a | n/a | | | n/a | n/a | n/a |
| | TOTAL | 2 | 5.13 | 0 | 0.00 | 30 | 76.92 | 4 | 10.26 | 0 | 0.00 | 0 | 0.00 | 3 | 7.69 | | | 0 | 0.00 | 39 |
| **Unit/Subunit 01B** | | | | | | | | | | | | | | | | | | | | |
| | SUCCESSFUL | 0 | 0.00 | 0 | 0.00 | 2 | 100.00 | 0 | 0.00 | 0 | 0.00 | 0 | 0.00 | 0 | 0.00 | | | 0 | 0.00 | 2 |
| | UNSUCCESSFUL | n/a | n/a | n/a | n/a | n/a | n/a | n/a | n/a | n/a | n/a | n/a | n/a | n/a | n/a | | | n/a | n/a | n/a |
| | TOTAL | 0 | 0.00 | 0 | 0.00 | 2 | 100.00 | 0 | 0.00 | 0 | 0.00 | 0 | 0.00 | 0 | 0.00 | | | 0 | 0.00 | 2 |
| **Unit/Subunit 01C** | | | | | | | | | | | | | | | | | | | | |
| | SUCCESSFUL | 0 | 0.00 | 0 | 0.00 | 3 | 75.00 | 0 | 0.00 | 0 | 0.00 | 0 | 0.00 | 1 | 25.00 | | | 0 | 0.00 | 4 |
| | UNSUCCESSFUL | n/a | n/a | n/a | n/a | n/a | n/a | n/a | n/a | n/a | n/a | n/a | n/a | n/a | n/a | | | n/a | n/a | n/a |
| | TOTAL | 0 | 0.00 | 0 | 0.00 | 3 | 75.00 | 0 | 0.00 | 0 | 0.00 | 0 | 0.00 | 1 | 25.00 | | | 0 | 0.00 | 4 |
| **Unit/Subunit 01D** | | | | | | | | | | | | | | | | | | | | |
| | SUCCESSFUL | 1 | 50.00 | 0 | 0.00 | 0 | 0.00 | 0 | 0.00 | 0 | 0.00 | 0 | 0.00 | 1 | 50.00 | | | 0 | 0.00 | 2 |
| | UNSUCCESSFUL | n/a | n/a | n/a | n/a | n/a | n/a | n/a | n/a | n/a | n/a | n/a | n/a | n/a | n/a | | | n/a | n/a | n/a |
| | TOTAL | 1 | 50.00 | 0 | 0.00 | 0 | 0.00 | 0 | 0.00 | 0 | 0.00 | 0 | 0.00 | 1 | 50.00 | | | 0 | 0.00 | 2 |
| **TOTAL UNIT** | | | | | | | | | | | | | | | | | | | | |
| | SUCCESSFUL | 3 | 6.38 | 0 | 0.00 | 35 | 74.47 | 4 | 8.51 | 0 | 0.00 | 0 | 0.00 | 5 | 10.64 | | | 0 | 0.00 | 47 |
| | UNSUCCESSFUL | n/a | n/a | n/a | n/a | n/a | n/a | n/a | n/a | n/a | n/a | n/a | n/a | n/a | n/a | | | n/a | n/a | n/a |
| | TOTAL | 3 | 6.38 | 0 | 0.00 | 35 | 74.47 | 4 | 8.51 | 0 | 0.00 | 0 | 0.00 | 5 | 10.64 | | | 0 | 0.00 | 47 |
| **Unit 02** | | | | | | | | | | | | | | | | | | | | |
| **TOTAL UNIT** | | | | | | | | | | | | | | | | | | | | |
| | SUCCESSFUL | 1 | 0.95 | 2 | 1.90 | 68 | 64.76 | 1 | 0.95 | 0 | 0.00 | 1 | 0.95 | 32 | 30.48 | | | 0 | 0.00 | 105 |
| | UNSUCCESSFUL | n/a | n/a | n/a | n/a | n/a | n/a | n/a | n/a | n/a | n/a | n/a | n/a | n/a | n/a | | | n/a | n/a | n/a |
| | TOTAL | 1 | 0.95 | 2 | 1.90 | 68 | 64.76 | 1 | 0.95 | 0 | 0.00 | 1 | 0.95 | 32 | 30.48 | | | 0 | 0.00 | 105 |
| **Unit 03** | | | | | | | | | | | | | | | | | | | | |
| **TOTAL UNIT** | | | | | | | | | | | | | | | | | | | | |
| | SUCCESSFUL | 1 | 7.14 | 0 | 0.00 | 10 | 71.43 | 0 | 0.00 | 0 | 0.00 | 0 | 0.00 | 3 | 21.43 | | | 0 | 0.00 | 14 |
| | UNSUCCESSFUL | n/a | n/a | n/a | n/a | n/a | n/a | n/a | n/a | n/a | n/a | n/a | n/a | n/a | n/a | | | n/a | n/a | n/a |
| | TOTAL | 1 | 7.14 | 0 | 0.00 | 10 | 71.43 | 0 | 0.00 | 0 | 0.00 | 0 | 0.00 | 3 | 21.43 | | | 0 | 0.00 | 14 |
| **Unit 05** | | | | | | | | | | | | | | | | | | | | |
| **Unit/Subunit 05A** | | | | | | | | | | | | | | | | | | | | |
| | SUCCESSFUL | 3 | 75.00 | 0 | 0.00 | 1 | 25.00 | 0 | 0.00 | 0 | 0.00 | 0 | 0.00 | 0 | 0.00 | | | 0 | 0.00 | 4 |
| | UNSUCCESSFUL | n/a | n/a | n/a | n/a | n/a | n/a | n/a | n/a | n/a | n/a | n/a | n/a | n/a | n/a | | | n/a | n/a | n/a |
| | TOTAL | 3 | 75.00 | 0 | 0.00 | 1 | 25.00 | 0 | 0.00 | 0 | 0.00 | 0 | 0.00 | 0 | 0.00 | | | 0 | 0.00 | 4 |
| **TOTAL UNIT** | | | | | | | | | | | | | | | | | | | | |
| | SUCCESSFUL | 3 | 75.00 | 0 | 0.00 | 1 | 25.00 | 0 | 0.00 | 0 | 0.00 | 0 | 0.00 | 0 | 0.00 | | | 0 | 0.00 | 4 |
| | UNSUCCESSFUL | n/a | n/a | n/a | n/a | n/a | n/a | n/a | n/a | n/a | n/a | n/a | n/a | n/a | n/a | | | n/a | n/a | n/a |
| | TOTAL | 3 | 75.00 | 0 | 0.00 | 1 | 25.00 | 0 | 0.00 | 0 | 0.00 | 0 | 0.00 | 0 | 0.00 | | | 0 | 0.00 | 4 |

# 1992-93 TRANSPORTATION METHODS BY SPECIES: WOLF

| UNIT | SUCCESS | AIRPLANE NUMBER | % | HORSE/ DOG TEAM NUMBER | % | BOAT NUMBER | % | 3-OR-4 WHEELER NUMBER | % | SNOWMACHINE NUMBER | % | OFF ROAD VEHICLE NUMBER | % | HIGHWAY VEHICLE NUMBER | % | WALKING (BEARS ONLY) NUMBER | % | UNKNOWN NUMBER | % | TOTAL NUMBER |
|---|---|---|---|---|---|---|---|---|---|---|---|---|---|---|---|---|---|---|---|---|
| **Unit 06** | | | | | | | | | | | | | | | | | | | | |
| **Unit/Subunit 06C** | | | | | | | | | | | | | | | | | | | | |
| | SUCCESSFUL | 0 | 0.00 | 0 | 0.00 | 0 | 0.00 | 0 | 0.00 | 0 | 0.00 | 1 | 33.33 | 2 | 66.67 | | | 0 | 0.00 | 3 |
| | UNSUCCESSFUL | n/a | n/a | n/a | n/a | n/a | n/a | n/a | n/a | n/a | n/a | n/a | n/a | n/a | n/a | | | n/a | n/a | n/a |
| | TOTAL | 0 | 0.00 | 0 | 0.00 | 0 | 0.00 | 0 | 0.00 | 0 | 0.00 | 1 | 33.33 | 2 | 66.67 | | | 0 | 0.00 | 3 |
| **TOTAL UNIT** | | | | | | | | | | | | | | | | | | | | |
| | SUCCESSFUL | 0 | 0.00 | 0 | 0.00 | 0 | 0.00 | 0 | 0.00 | 0 | 0.00 | 1 | 33.33 | 2 | 66.67 | | | 0 | 0.00 | 3 |
| | UNSUCCESSFUL | n/a | n/a | n/a | n/a | n/a | n/a | n/a | n/a | n/a | n/a | n/a | n/a | n/a | n/a | | | n/a | n/a | n/a |
| | TOTAL | 0 | 0.00 | 0 | 0.00 | 0 | 0.00 | 0 | 0.00 | 0 | 0.00 | 1 | 33.33 | 2 | 66.67 | | | 0 | 0.00 | 3 |
| **Unit 07** | | | | | | | | | | | | | | | | | | | | |
| **TOTAL UNIT** | | | | | | | | | | | | | | | | | | | | |
| | SUCCESSFUL | 0 | 0.00 | 0 | 0.00 | 0 | 0.00 | 0 | 0.00 | 0 | 0.00 | 0 | 0.00 | 2 | 66.67 | | | 1 | 33.33 | 3 |
| | UNSUCCESSFUL | n/a | n/a | n/a | n/a | n/a | n/a | n/a | n/a | n/a | n/a | n/a | n/a | n/a | n/a | | | n/a | n/a | n/a |
| | TOTAL | 0 | 0.00 | 0 | 0.00 | 0 | 0.00 | 0 | 0.00 | 0 | 0.00 | 0 | 0.00 | 2 | 66.67 | | | 1 | 33.33 | 3 |
| **Unit 09** | | | | | | | | | | | | | | | | | | | | |
| **Unit/Subunit 09B** | | | | | | | | | | | | | | | | | | | | |
| | SUCCESSFUL | 1 | 5.00 | 0 | 0.00 | 1 | 5.00 | 2 | 10.00 | 13 | 65.00 | 0 | 0.00 | 3 | 15.00 | | | 0 | 0.00 | 20 |
| | UNSUCCESSFUL | n/a | n/a | n/a | n/a | n/a | n/a | n/a | n/a | n/a | n/a | n/a | n/a | n/a | n/a | | | n/a | n/a | n/a |
| | TOTAL | 1 | 5.00 | 0 | 0.00 | 1 | 5.00 | 2 | 10.00 | 13 | 65.00 | 0 | 0.00 | 3 | 15.00 | | | 0 | 0.00 | 20 |
| **Unit/Subunit 09C** | | | | | | | | | | | | | | | | | | | | |
| | SUCCESSFUL | 1 | 25.00 | 0 | 0.00 | 0 | 0.00 | 0 | 0.00 | 3 | 75.00 | 0 | 0.00 | 0 | 0.00 | | | 0 | 0.00 | 4 |
| | UNSUCCESSFUL | n/a | n/a | n/a | n/a | n/a | n/a | n/a | n/a | n/a | n/a | n/a | n/a | n/a | n/a | | | n/a | n/a | n/a |
| | TOTAL | 1 | 25.00 | 0 | 0.00 | 0 | 0.00 | 0 | 0.00 | 3 | 75.00 | 0 | 0.00 | 0 | 0.00 | | | 0 | 0.00 | 4 |
| **Unit/Subunit 09E** | | | | | | | | | | | | | | | | | | | | |
| | SUCCESSFUL | 1 | 11.11 | 0 | 0.00 | 0 | 0.00 | 0 | 0.00 | 8 | 88.89 | 0 | 0.00 | 0 | 0.00 | | | 0 | 0.00 | 9 |
| | UNSUCCESSFUL | n/a | n/a | n/a | n/a | n/a | n/a | n/a | n/a | n/a | n/a | n/a | n/a | n/a | n/a | | | n/a | n/a | n/a |
| | TOTAL | 1 | 11.11 | 0 | 0.00 | 0 | 0.00 | 0 | 0.00 | 8 | 88.89 | 0 | 0.00 | 0 | 0.00 | | | 0 | 0.00 | 9 |
| **TOTAL UNIT** | | | | | | | | | | | | | | | | | | | | |
| | SUCCESSFUL | 3 | 9.09 | 0 | 0.00 | 1 | 3.03 | 2 | 6.06 | 24 | 72.73 | 0 | 0.00 | 3 | 9.09 | | | 0 | 0.00 | 33 |
| | UNSUCCESSFUL | n/a | n/a | n/a | n/a | n/a | n/a | n/a | n/a | n/a | n/a | n/a | n/a | n/a | n/a | | | n/a | n/a | n/a |
| | TOTAL | 3 | 9.09 | 0 | 0.00 | 1 | 3.03 | 2 | 6.06 | 24 | 72.73 | 0 | 0.00 | 3 | 9.09 | | | 0 | 0.00 | 33 |
| **Unit 11** | | | | | | | | | | | | | | | | | | | | |
| **TOTAL UNIT** | | | | | | | | | | | | | | | | | | | | |
| | SUCCESSFUL | 0 | 0.00 | 2 | 6.06 | 0 | 0.00 | 0 | 0.00 | 31 | 93.94 | 0 | 0.00 | 0 | 0.00 | | | 0 | 0.00 | 33 |
| | UNSUCCESSFUL | n/a | n/a | n/a | n/a | n/a | n/a | n/a | n/a | n/a | n/a | n/a | n/a | n/a | n/a | | | n/a | n/a | n/a |
| | TOTAL | 0 | 0.00 | 2 | 6.06 | 0 | 0.00 | 0 | 0.00 | 31 | 93.94 | 0 | 0.00 | 0 | 0.00 | | | 0 | 0.00 | 33 |
| **Unit 12** | | | | | | | | | | | | | | | | | | | | |
| **TOTAL UNIT** | | | | | | | | | | | | | | | | | | | | |
| | SUCCESSFUL | 14 | 26.92 | 0 | 0.00 | 0 | 0.00 | 0 | 0.00 | 38 | 73.08 | 0 | 0.00 | 0 | 0.00 | | | 0 | 0.00 | 52 |
| | UNSUCCESSFUL | n/a | n/a | n/a | n/a | n/a | n/a | n/a | n/a | n/a | n/a | n/a | n/a | n/a | n/a | | | n/a | n/a | n/a |
| | TOTAL | 14 | 26.92 | 0 | 0.00 | 0 | 0.00 | 0 | 0.00 | 38 | 73.08 | 0 | 0.00 | 0 | 0.00 | | | 0 | 0.00 | 52 |

# 1992-93 TRANSPORTATION METHODS BY SPECIES: WOLF

| UNIT | SUCCESS | AIRPLANE NUMBER | AIRPLANE % | HORSE/ DOG TEAM NUMBER | HORSE/ DOG TEAM % | BOAT NUMBER | BOAT % | 3-OR-4 WHEELER NUMBER | 3-OR-4 WHEELER % | SNOWMACHINE NUMBER | SNOWMACHINE % | OFF ROAD VEHICLE NUMBER | OFF ROAD VEHICLE % | HIGHWAY VEHICLE NUMBER | HIGHWAY VEHICLE % | WALKING (BEARS ONLY) NUMBER | WALKING (BEARS ONLY) % | UNKNOWN NUMBER | UNKNOWN % | TOTAL NUMBER |
|---|---|---|---|---|---|---|---|---|---|---|---|---|---|---|---|---|---|---|---|---|
| **Unit 13** | | | | | | | | | | | | | | | | | | | | |
| **Unit/Subunit 13A** | | | | | | | | | | | | | | | | | | | | |
| | SUCCESSFUL | 1 | 10.00 | 0 | 0.00 | 0 | 0.00 | 2 | 20.00 | 6 | 60.00 | 0 | 0.00 | 1 | 10.00 | | | 0 | 0.00 | 10 |
| | UNSUCCESSFUL | n/a | n/a | n/a | n/a | n/a | n/a | n/a | n/a | n/a | n/a | n/a | n/a | n/a | n/a | | | n/a | n/a | n/a |
| | TOTAL | 1 | 10.00 | 0 | 0.00 | 0 | 0.00 | 2 | 20.00 | 6 | 60.00 | 0 | 0.00 | 1 | 10.00 | | | 0 | 0.00 | 10 |
| **Unit/Subunit 13B** | | | | | | | | | | | | | | | | | | | | |
| | SUCCESSFUL | 0 | 0.00 | 0 | 0.00 | 0 | 0.00 | 2 | 9.52 | 15 | 71.43 | 1 | 4.76 | 3 | 14.29 | | | 0 | 0.00 | 21 |
| | UNSUCCESSFUL | n/a | n/a | n/a | n/a | n/a | n/a | n/a | n/a | n/a | n/a | n/a | n/a | n/a | n/a | | | n/a | n/a | n/a |
| | TOTAL | 0 | 0.00 | 0 | 0.00 | 0 | 0.00 | 2 | 9.52 | 15 | 71.43 | 1 | 4.76 | 3 | 14.29 | | | 0 | 0.00 | 21 |
| **Unit/Subunit 13C** | | | | | | | | | | | | | | | | | | | | |
| | SUCCESSFUL | 0 | 0.00 | 0 | 0.00 | 0 | 0.00 | 0 | 0.00 | 18 | 90.00 | 0 | 0.00 | 0 | 0.00 | | | 2 | 10.00 | 20 |
| | UNSUCCESSFUL | n/a | n/a | n/a | n/a | n/a | n/a | n/a | n/a | n/a | n/a | n/a | n/a | n/a | n/a | | | n/a | n/a | n/a |
| | TOTAL | 0 | 0.00 | 0 | 0.00 | 0 | 0.00 | 0 | 0.00 | 18 | 90.00 | 0 | 0.00 | 0 | 0.00 | | | 2 | 10.00 | 20 |
| **Unit/Subunit 13D** | | | | | | | | | | | | | | | | | | | | |
| | SUCCESSFUL | 2 | 10.00 | 0 | 0.00 | 0 | 0.00 | 1 | 5.00 | 14 | 70.00 | 0 | 0.00 | 3 | 15.00 | | | 0 | 0.00 | 20 |
| | UNSUCCESSFUL | n/a | n/a | n/a | n/a | n/a | n/a | n/a | n/a | n/a | n/a | n/a | n/a | n/a | n/a | | | n/a | n/a | n/a |
| | TOTAL | 2 | 10.00 | 0 | 0.00 | 0 | 0.00 | 1 | 5.00 | 14 | 70.00 | 0 | 0.00 | 3 | 15.00 | | | 0 | 0.00 | 20 |
| **Unit/Subunit 13E** | | | | | | | | | | | | | | | | | | | | |
| | SUCCESSFUL | 4 | 18.18 | 0 | 0.00 | 0 | 0.00 | 0 | 0.00 | 17 | 77.27 | 1 | 4.55 | 0 | 0.00 | | | 0 | 0.00 | 22 |
| | UNSUCCESSFUL | n/a | n/a | n/a | n/a | n/a | n/a | n/a | n/a | n/a | n/a | n/a | n/a | n/a | n/a | | | n/a | n/a | n/a |
| | TOTAL | 4 | 18.18 | 0 | 0.00 | 0 | 0.00 | 0 | 0.00 | 17 | 77.27 | 1 | 4.55 | 0 | 0.00 | | | 0 | 0.00 | 22 |
| **TOTAL UNIT** | | | | | | | | | | | | | | | | | | | | |
| | SUCCESSFUL | 7 | 7.53 | 0 | 0.00 | 0 | 0.00 | 5 | 5.38 | 70 | 75.27 | 2 | 2.15 | 7 | 7.53 | | | 2 | 2.15 | 93 |
| | UNSUCCESSFUL | n/a | n/a | n/a | n/a | n/a | n/a | n/a | n/a | n/a | n/a | n/a | n/a | n/a | n/a | | | n/a | n/a | n/a |
| | TOTAL | 7 | 7.53 | 0 | 0.00 | 0 | 0.00 | 5 | 5.38 | 70 | 75.27 | 2 | 2.15 | 7 | 7.53 | | | 2 | 2.15 | 93 |
| **Unit 14** | | | | | | | | | | | | | | | | | | | | |
| **Unit/Subunit 14A** | | | | | | | | | | | | | | | | | | | | |
| | SUCCESSFUL | 0 | 0.00 | 0 | 0.00 | 0 | 0.00 | 5 | 100.00 | 0 | 0.00 | 0 | 0.00 | 0 | 0.00 | | | 0 | 0.00 | 5 |
| | UNSUCCESSFUL | n/a | n/a | n/a | n/a | n/a | n/a | n/a | n/a | n/a | n/a | n/a | n/a | n/a | n/a | | | n/a | n/a | n/a |
| | TOTAL | 0 | 0.00 | 0 | 0.00 | 0 | 0.00 | 5 | 100.00 | 0 | 0.00 | 0 | 0.00 | 0 | 0.00 | | | 0 | 0.00 | 5 |
| **Unit/Subunit 14B** | | | | | | | | | | | | | | | | | | | | |
| | SUCCESSFUL | 0 | 0.00 | 0 | 0.00 | 0 | 0.00 | 0 | 0.00 | 4 | 100.00 | 0 | 0.00 | 0 | 0.00 | | | 0 | 0.00 | 4 |
| | UNSUCCESSFUL | n/a | n/a | n/a | n/a | n/a | n/a | n/a | n/a | n/a | n/a | n/a | n/a | n/a | n/a | | | n/a | n/a | n/a |
| | TOTAL | 0 | 0.00 | 0 | 0.00 | 0 | 0.00 | 0 | 0.00 | 4 | 100.00 | 0 | 0.00 | 0 | 0.00 | | | 0 | 0.00 | 4 |
| **Unit/Subunit 14C** | | | | | | | | | | | | | | | | | | | | |
| | SUCCESSFUL | 0 | 0.00 | 0 | 0.00 | 0 | 0.00 | 0 | 0.00 | 0 | 0.00 | 0 | 0.00 | 1 | 100.00 | | | 0 | 0.00 | 1 |
| | UNSUCCESSFUL | n/a | n/a | n/a | n/a | n/a | n/a | n/a | n/a | n/a | n/a | n/a | n/a | n/a | n/a | | | n/a | n/a | n/a |
| | TOTAL | 0 | 0.00 | 0 | 0.00 | 0 | 0.00 | 0 | 0.00 | 0 | 0.00 | 0 | 0.00 | 1 | 100.00 | | | 0 | 0.00 | 1 |
| **TOTAL UNIT** | | | | | | | | | | | | | | | | | | | | |
| | SUCCESSFUL | 0 | 0.00 | 0 | 0.00 | 0 | 0.00 | 5 | 50.00 | 4 | 40.00 | 0 | 0.00 | 1 | 10.00 | | | 0 | 0.00 | 10 |
| | UNSUCCESSFUL | n/a | n/a | n/a | n/a | n/a | n/a | n/a | n/a | n/a | n/a | n/a | n/a | n/a | n/a | | | n/a | n/a | n/a |
| | TOTAL | 0 | 0.00 | 0 | 0.00 | 0 | 0.00 | 5 | 50.00 | 4 | 40.00 | 0 | 0.00 | 1 | 10.00 | | | 0 | 0.00 | 10 |

# 1992-93 TRANSPORTATION METHODS BY SPECIES: WOLF

| UNIT | SUCCESS | AIRPLANE NUMBER | AIRPLANE % | HORSE/ DOG TEAM NUMBER | HORSE/ DOG TEAM % | BOAT NUMBER | BOAT % | 3-OR-4 WHEELER NUMBER | 3-OR-4 WHEELER % | SNOWMACHINE NUMBER | SNOWMACHINE % | OFF ROAD VEHICLE NUMBER | OFF ROAD VEHICLE % | HIGHWAY VEHICLE NUMBER | HIGHWAY VEHICLE % | WALKING (BEARS ONLY) NUMBER | WALKING (BEARS ONLY) % | UNKNOWN NUMBER | UNKNOWN % | TOTAL NUMBER |
|---|---|---|---|---|---|---|---|---|---|---|---|---|---|---|---|---|---|---|---|---|
| **Unit 15** | | | | | | | | | | | | | | | | | | | | |
| **Unit/Subunit 15A** | | | | | | | | | | | | | | | | | | | | |
| | SUCCESSFUL | 6 | 75.00 | 0 | 0.00 | 1 | 12.50 | 0 | 0.00 | 0 | 0.00 | 0 | 0.00 | 1 | 12.50 | | | 0 | 0.00 | 8 |
| | UNSUCCESSFUL | n/a | n/a | n/a | n/a | n/a | n/a | n/a | n/a | n/a | n/a | n/a | n/a | n/a | n/a | | | n/a | n/a | n/a |
| | TOTAL | 6 | 75.00 | 0 | 0.00 | 1 | 12.50 | 0 | 0.00 | 0 | 0.00 | 0 | 0.00 | 1 | 12.50 | | | 0 | 0.00 | 8 |
| **Unit/Subunit 15B** | | | | | | | | | | | | | | | | | | | | |
| | SUCCESSFUL | 0 | 0.00 | 0 | 0.00 | 0 | 0.00 | 0 | 0.00 | 1 | 100.00 | 0 | 0.00 | 0 | 0.00 | | | 0 | 0.00 | 1 |
| | UNSUCCESSFUL | n/a | n/a | n/a | n/a | n/a | n/a | n/a | n/a | n/a | n/a | n/a | n/a | n/a | n/a | | | n/a | n/a | n/a |
| | TOTAL | 0 | 0.00 | 0 | 0.00 | 0 | 0.00 | 0 | 0.00 | 1 | 100.00 | 0 | 0.00 | 0 | 0.00 | | | 0 | 0.00 | 1 |
| **Unit/Subunit 15C** | | | | | | | | | | | | | | | | | | | | |
| | SUCCESSFUL | 0 | 0.00 | 0 | 0.00 | 0 | 0.00 | 1 | 16.67 | 3 | 50.00 | 1 | 16.67 | 1 | 16.67 | | | 0 | 0.00 | 6 |
| | UNSUCCESSFUL | n/a | n/a | n/a | n/a | n/a | n/a | n/a | n/a | n/a | n/a | n/a | n/a | n/a | n/a | | | n/a | n/a | n/a |
| | TOTAL | 0 | 0.00 | 0 | 0.00 | 0 | 0.00 | 1 | 16.67 | 3 | 50.00 | 1 | 16.67 | 1 | 16.67 | | | 0 | 0.00 | 6 |
| **TOTAL UNIT** | | | | | | | | | | | | | | | | | | | | |
| | SUCCESSFUL | 6 | 40.00 | 0 | 0.00 | 1 | 6.67 | 1 | 6.67 | 4 | 26.67 | 1 | 6.67 | 2 | 13.33 | | | 0 | 0.00 | 15 |
| | UNSUCCESSFUL | n/a | n/a | n/a | n/a | n/a | n/a | n/a | n/a | n/a | n/a | n/a | n/a | n/a | n/a | | | n/a | n/a | n/a |
| | TOTAL | 6 | 40.00 | 0 | 0.00 | 1 | 6.67 | 1 | 6.67 | 4 | 26.67 | 1 | 6.67 | 2 | 13.33 | | | 0 | 0.00 | 15 |
| **Unit 16** | | | | | | | | | | | | | | | | | | | | |
| **Unit/Subunit 16A** | | | | | | | | | | | | | | | | | | | | |
| | SUCCESSFUL | 0 | 0.00 | 0 | 0.00 | 0 | 0.00 | 0 | 0.00 | 0 | 0.00 | 2 | 100.00 | 0 | 0.00 | | | 0 | 0.00 | 2 |
| | UNSUCCESSFUL | n/a | n/a | n/a | n/a | n/a | n/a | n/a | n/a | n/a | n/a | n/a | n/a | n/a | n/a | | | n/a | n/a | n/a |
| | TOTAL | 0 | 0.00 | 0 | 0.00 | 0 | 0.00 | 0 | 0.00 | 0 | 0.00 | 2 | 100.00 | 0 | 0.00 | | | 0 | 0.00 | 2 |
| **Unit/Subunit 16B** | | | | | | | | | | | | | | | | | | | | |
| | SUCCESSFUL | 3 | 75.00 | 0 | 0.00 | 0 | 0.00 | 0 | 0.00 | 1 | 25.00 | 0 | 0.00 | 0 | 0.00 | | | 0 | 0.00 | 4 |
| | UNSUCCESSFUL | n/a | n/a | n/a | n/a | n/a | n/a | n/a | n/a | n/a | n/a | n/a | n/a | n/a | n/a | | | n/a | n/a | n/a |
| | TOTAL | 3 | 75.00 | 0 | 0.00 | 0 | 0.00 | 0 | 0.00 | 1 | 25.00 | 0 | 0.00 | 0 | 0.00 | | | 0 | 0.00 | 4 |
| **TOTAL UNIT** | | | | | | | | | | | | | | | | | | | | |
| | SUCCESSFUL | 3 | 50.00 | 0 | 0.00 | 0 | 0.00 | 0 | 0.00 | 1 | 16.67 | 2 | 33.33 | 0 | 0.00 | | | 0 | 0.00 | 6 |
| | UNSUCCESSFUL | n/a | n/a | n/a | n/a | n/a | n/a | n/a | n/a | n/a | n/a | n/a | n/a | n/a | n/a | | | n/a | n/a | n/a |
| | TOTAL | 3 | 50.00 | 0 | 0.00 | 0 | 0.00 | 0 | 0.00 | 1 | 16.67 | 2 | 33.33 | 0 | 0.00 | | | 0 | 0.00 | 6 |
| **Unit 17** | | | | | | | | | | | | | | | | | | | | |
| **Unit/Subunit 17B** | | | | | | | | | | | | | | | | | | | | |
| | SUCCESSFUL | 1 | 7.14 | 1 | 7.14 | 0 | 0.00 | 0 | 0.00 | 12 | 85.71 | 0 | 0.00 | 0 | 0.00 | | | 0 | 0.00 | 14 |
| | UNSUCCESSFUL | n/a | n/a | n/a | n/a | n/a | n/a | n/a | n/a | n/a | n/a | n/a | n/a | n/a | n/a | | | n/a | n/a | n/a |
| | TOTAL | 1 | 7.14 | 1 | 7.14 | 0 | 0.00 | 0 | 0.00 | 12 | 85.71 | 0 | 0.00 | 0 | 0.00 | | | 0 | 0.00 | 14 |
| **Unit/Subunit 17C** | | | | | | | | | | | | | | | | | | | | |
| | SUCCESSFUL | 0 | 0.00 | 0 | 0.00 | 0 | 0.00 | 0 | 0.00 | 4 | 80.00 | 0 | 0.00 | 1 | 20.00 | | | 0 | 0.00 | 5 |
| | UNSUCCESSFUL | n/a | n/a | n/a | n/a | n/a | n/a | n/a | n/a | n/a | n/a | n/a | n/a | n/a | n/a | | | n/a | n/a | n/a |
| | TOTAL | 0 | 0.00 | 0 | 0.00 | 0 | 0.00 | 0 | 0.00 | 4 | 80.00 | 0 | 0.00 | 1 | 20.00 | | | 0 | 0.00 | 5 |
| **TOTAL UNIT** | | | | | | | | | | | | | | | | | | | | |
| | SUCCESSFUL | 1 | 5.26 | 1 | 5.26 | 0 | 0.00 | 0 | 0.00 | 16 | 84.21 | 0 | 0.00 | 1 | 5.26 | | | 0 | 0.00 | 19 |
| | UNSUCCESSFUL | n/a | n/a | n/a | n/a | n/a | n/a | n/a | n/a | n/a | n/a | n/a | n/a | n/a | n/a | | | n/a | n/a | n/a |
| | TOTAL | 1 | 5.26 | 1 | 5.26 | 0 | 0.00 | 0 | 0.00 | 16 | 84.21 | 0 | 0.00 | 1 | 5.26 | | | 0 | 0.00 | 19 |

# 1992-93 TRANSPORTATION METHODS BY SPECIES: WOLF

| UNIT | SUCCESS | AIRPLANE NUMBER | AIRPLANE % | HORSE/ DOG TEAM NUMBER | HORSE/ DOG TEAM % | BOAT NUMBER | BOAT % | 3-OR-4 WHEELER NUMBER | 3-OR-4 WHEELER % | SNOWMACHINE NUMBER | SNOWMACHINE % | OFF ROAD VEHICLE NUMBER | OFF ROAD VEHICLE % | HIGHWAY VEHICLE NUMBER | HIGHWAY VEHICLE % | WALKING (BEARS ONLY) NUMBER | WALKING (BEARS ONLY) % | UNKNOWN NUMBER | UNKNOWN % | TOTAL NUMBER |
|---|---|---|---|---|---|---|---|---|---|---|---|---|---|---|---|---|---|---|---|---|
| **Unit 19** | | | | | | | | | | | | | | | | | | | | |
| **Unit/Subunit 19A** | | | | | | | | | | | | | | | | | | | | |
| | SUCCESSFUL | 0 | 0.00 | 0 | 0.00 | 0 | 0.00 | 0 | 0.00 | 12 | 92.31 | 0 | 0.00 | 0 | 0.00 | | | 1 | 7.69 | 13 |
| | UNSUCCESSFUL | n/a | n/a | n/a | n/a | n/a | n/a | n/a | n/a | n/a | n/a | n/a | n/a | n/a | n/a | | | n/a | n/a | n/a |
| | TOTAL | 0 | 0.00 | 0 | 0.00 | 0 | 0.00 | 0 | 0.00 | 12 | 92.31 | 0 | 0.00 | 0 | 0.00 | | | 1 | 7.69 | 13 |
| **Unit/Subunit 19B** | | | | | | | | | | | | | | | | | | | | |
| | SUCCESSFUL | 0 | 0.00 | 0 | 0.00 | 0 | 0.00 | 0 | 0.00 | 2 | 50.00 | 0 | 0.00 | 0 | 0.00 | | | 2 | 50.00 | 4 |
| | UNSUCCESSFUL | n/a | n/a | n/a | n/a | n/a | n/a | n/a | n/a | n/a | n/a | n/a | n/a | n/a | n/a | | | n/a | n/a | n/a |
| | TOTAL | 0 | 0.00 | 0 | 0.00 | 0 | 0.00 | 0 | 0.00 | 2 | 50.00 | 0 | 0.00 | 0 | 0.00 | | | 2 | 50.00 | 4 |
| **Unit/Subunit 19C** | | | | | | | | | | | | | | | | | | | | |
| | SUCCESSFUL | 8 | 88.89 | 0 | 0.00 | 0 | 0.00 | 0 | 0.00 | 1 | 11.11 | 0 | 0.00 | 0 | 0.00 | | | 0 | 0.00 | 9 |
| | UNSUCCESSFUL | n/a | n/a | n/a | n/a | n/a | n/a | n/a | n/a | n/a | n/a | n/a | n/a | n/a | n/a | | | n/a | n/a | n/a |
| | TOTAL | 8 | 88.89 | 0 | 0.00 | 0 | 0.00 | 0 | 0.00 | 1 | 11.11 | 0 | 0.00 | 0 | 0.00 | | | 0 | 0.00 | 9 |
| **Unit/Subunit 19D** | | | | | | | | | | | | | | | | | | | | |
| | SUCCESSFUL | 0 | 0.00 | 0 | 0.00 | 0 | 0.00 | 0 | 0.00 | 2 | 66.67 | 0 | 0.00 | 0 | 0.00 | | | 1 | 33.33 | 3 |
| | UNSUCCESSFUL | n/a | n/a | n/a | n/a | n/a | n/a | n/a | n/a | n/a | n/a | n/a | n/a | n/a | n/a | | | n/a | n/a | n/a |
| | TOTAL | 0 | 0.00 | 0 | 0.00 | 0 | 0.00 | 0 | 0.00 | 2 | 66.67 | 0 | 0.00 | 0 | 0.00 | | | 1 | 33.33 | 3 |
| **Unit/Subunit 19Z** | | | | | | | | | | | | | | | | | | | | |
| | SUCCESSFUL | 0 | 0.00 | 0 | 0.00 | 0 | 0.00 | 0 | 0.00 | 0 | 0.00 | 0 | 0.00 | 0 | 0.00 | | | 2 | 100.00 | 2 |
| | UNSUCCESSFUL | n/a | n/a | n/a | n/a | n/a | n/a | n/a | n/a | n/a | n/a | n/a | n/a | n/a | n/a | | | n/a | n/a | n/a |
| | TOTAL | 0 | 0.00 | 0 | 0.00 | 0 | 0.00 | 0 | 0.00 | 0 | 0.00 | 0 | 0.00 | 0 | 0.00 | | | 2 | 100.00 | 2 |
| **TOTAL UNIT** | | | | | | | | | | | | | | | | | | | | |
| | SUCCESSFUL | 8 | 25.81 | 0 | 0.00 | 0 | 0.00 | 0 | 0.00 | 17 | 54.84 | 0 | 0.00 | 0 | 0.00 | | | 6 | 19.35 | 31 |
| | UNSUCCESSFUL | n/a | n/a | n/a | n/a | n/a | n/a | n/a | n/a | n/a | n/a | n/a | n/a | n/a | n/a | | | n/a | n/a | n/a |
| | TOTAL | 8 | 25.81 | 0 | 0.00 | 0 | 0.00 | 0 | 0.00 | 17 | 54.84 | 0 | 0.00 | 0 | 0.00 | | | 6 | 19.35 | 31 |
| **Unit 20** | | | | | | | | | | | | | | | | | | | | |
| **Unit/Subunit 20A** | | | | | | | | | | | | | | | | | | | | |
| | SUCCESSFUL | 21 | 37.50 | 3 | 5.36 | 0 | 0.00 | 0 | 0.00 | 30 | 53.57 | 0 | 0.00 | 0 | 0.00 | | | 2 | 3.57 | 56 |
| | UNSUCCESSFUL | n/a | n/a | n/a | n/a | n/a | n/a | n/a | n/a | n/a | n/a | n/a | n/a | n/a | n/a | | | n/a | n/a | n/a |
| | TOTAL | 21 | 37.50 | 3 | 5.36 | 0 | 0.00 | 0 | 0.00 | 30 | 53.57 | 0 | 0.00 | 0 | 0.00 | | | 2 | 3.57 | 56 |
| **Unit/Subunit 20B** | | | | | | | | | | | | | | | | | | | | |
| | SUCCESSFUL | 6 | 12.77 | 1 | 2.13 | 1 | 2.13 | 0 | 0.00 | 34 | 72.34 | 1 | 2.13 | 3 | 6.38 | | | 1 | 2.13 | 47 |
| | UNSUCCESSFUL | n/a | n/a | n/a | n/a | n/a | n/a | n/a | n/a | n/a | n/a | n/a | n/a | n/a | n/a | | | n/a | n/a | n/a |
| | TOTAL | 6 | 12.77 | 1 | 2.13 | 1 | 2.13 | 0 | 0.00 | 34 | 72.34 | 1 | 2.13 | 3 | 6.38 | | | 1 | 2.13 | 47 |
| **Unit/Subunit 20C** | | | | | | | | | | | | | | | | | | | | |
| | SUCCESSFUL | 1 | 7.14 | 3 | 21.43 | 0 | 0.00 | 0 | 0.00 | 10 | 71.43 | 0 | 0.00 | 0 | 0.00 | | | 0 | 0.00 | 14 |
| | UNSUCCESSFUL | n/a | n/a | n/a | n/a | n/a | n/a | n/a | n/a | n/a | n/a | n/a | n/a | n/a | n/a | | | n/a | n/a | n/a |
| | TOTAL | 1 | 7.14 | 3 | 21.43 | 0 | 0.00 | 0 | 0.00 | 10 | 71.43 | 0 | 0.00 | 0 | 0.00 | | | 0 | 0.00 | 14 |
| **Unit/Subunit 20D** | | | | | | | | | | | | | | | | | | | | |
| | SUCCESSFUL | 17 | 62.96 | 0 | 0.00 | 0 | 0.00 | 1 | 3.70 | 6 | 22.22 | 1 | 3.70 | 0 | 0.00 | | | 2 | 7.41 | 27 |
| | UNSUCCESSFUL | n/a | n/a | n/a | n/a | n/a | n/a | n/a | n/a | n/a | n/a | n/a | n/a | n/a | n/a | | | n/a | n/a | n/a |
| | TOTAL | 17 | 62.96 | 0 | 0.00 | 0 | 0.00 | 1 | 3.70 | 6 | 22.22 | 1 | 3.70 | 0 | 0.00 | | | 2 | 7.41 | 27 |

# 1992-93 TRANSPORTATION METHODS BY SPECIES: WOLF

| UNIT | SUCCESS | AIRPLANE NUMBER | % | HORSE/ DOG TEAM NUMBER | % | BOAT NUMBER | % | 3-OR-4 WHEELER NUMBER | % | SNOWMACHINE NUMBER | % | OFF ROAD VEHICLE NUMBER | % | HIGHWAY VEHICLE NUMBER | % | WALKING (BEARS ONLY) NUMBER | % | UNKNOWN NUMBER | % | TOTAL NUMBER |
|---|---|---|---|---|---|---|---|---|---|---|---|---|---|---|---|---|---|---|---|---|
| **Unit 20** | | | | | | | | | | | | | | | | | | | | |
| **Unit/Subunit 20E** | | | | | | | | | | | | | | | | | | | | |
| | SUCCESSFUL | 6 | 10.53 | 6 | 10.53 | 0 | 0.00 | 0 | 0.00 | 41 | 71.93 | 0 | 0.00 | 4 | 7.02 | | | 0 | 0.00 | 57 |
| | UNSUCCESSFUL | n/a | n/a | n/a | n/a | n/a | n/a | n/a | n/a | n/a | n/a | n/a | n/a | n/a | n/a | | | n/a | n/a | n/a |
| | TOTAL | 6 | 10.53 | 6 | 10.53 | 0 | 0.00 | 0 | 0.00 | 41 | 71.93 | 0 | 0.00 | 4 | 7.02 | | | 0 | 0.00 | 57 |
| **Unit/Subunit 20F** | | | | | | | | | | | | | | | | | | | | |
| | SUCCESSFUL | 0 | 0.00 | 0 | 0.00 | 0 | 0.00 | 0 | 0.00 | 1 | 50.00 | 0 | 0.00 | 1 | 50.00 | | | 0 | 0.00 | 2 |
| | UNSUCCESSFUL | n/a | n/a | n/a | n/a | n/a | n/a | n/a | n/a | n/a | n/a | n/a | n/a | n/a | n/a | | | n/a | n/a | n/a |
| | TOTAL | 0 | 0.00 | 0 | 0.00 | 0 | 0.00 | 0 | 0.00 | 1 | 50.00 | 0 | 0.00 | 1 | 50.00 | | | 0 | 0.00 | 2 |
| **TOTAL UNIT** | | | | | | | | | | | | | | | | | | | | |
| | SUCCESSFUL | 51 | 25.12 | 13 | 6.40 | 1 | 0.49 | 1 | 0.49 | 122 | 60.10 | 2 | 0.99 | 8 | 3.94 | | | 5 | 2.46 | 203 |
| | UNSUCCESSFUL | n/a | n/a | n/a | n/a | n/a | n/a | n/a | n/a | n/a | n/a | n/a | n/a | n/a | n/a | | | n/a | n/a | n/a |
| | TOTAL | 51 | 25.12 | 13 | 6.40 | 1 | 0.49 | 1 | 0.49 | 122 | 60.10 | 2 | 0.99 | 8 | 3.94 | | | 5 | 2.46 | 203 |
| **Unit 21** | | | | | | | | | | | | | | | | | | | | |
| **Unit/Subunit 21A** | | | | | | | | | | | | | | | | | | | | |
| | SUCCESSFUL | 0 | 0.00 | 0 | 0.00 | 0 | 0.00 | 0 | 0.00 | 6 | 100.00 | 0 | 0.00 | 0 | 0.00 | | | 0 | 0.00 | 6 |
| | UNSUCCESSFUL | n/a | n/a | n/a | n/a | n/a | n/a | n/a | n/a | n/a | n/a | n/a | n/a | n/a | n/a | | | n/a | n/a | n/a |
| | TOTAL | 0 | 0.00 | 0 | 0.00 | 0 | 0.00 | 0 | 0.00 | 6 | 100.00 | 0 | 0.00 | 0 | 0.00 | | | 0 | 0.00 | 6 |
| **Unit/Subunit 21B** | | | | | | | | | | | | | | | | | | | | |
| | SUCCESSFUL | 1 | 100.00 | 0 | 0.00 | 0 | 0.00 | 0 | 0.00 | 0 | 0.00 | 0 | 0.00 | 0 | 0.00 | | | 0 | 0.00 | 1 |
| | UNSUCCESSFUL | n/a | n/a | n/a | n/a | n/a | n/a | n/a | n/a | n/a | n/a | n/a | n/a | n/a | n/a | | | n/a | n/a | n/a |
| | TOTAL | 1 | 100.00 | 0 | 0.00 | 0 | 0.00 | 0 | 0.00 | 0 | 0.00 | 0 | 0.00 | 0 | 0.00 | | | 0 | 0.00 | 1 |
| **Unit/Subunit 21C** | | | | | | | | | | | | | | | | | | | | |
| | SUCCESSFUL | 1 | 100.00 | 0 | 0.00 | 0 | 0.00 | 0 | 0.00 | 0 | 0.00 | 0 | 0.00 | 0 | 0.00 | | | 0 | 0.00 | 1 |
| | UNSUCCESSFUL | n/a | n/a | n/a | n/a | n/a | n/a | n/a | n/a | n/a | n/a | n/a | n/a | n/a | n/a | | | n/a | n/a | n/a |
| | TOTAL | 1 | 100.00 | 0 | 0.00 | 0 | 0.00 | 0 | 0.00 | 0 | 0.00 | 0 | 0.00 | 0 | 0.00 | | | 0 | 0.00 | 1 |
| **Unit/Subunit 21D** | | | | | | | | | | | | | | | | | | | | |
| | SUCCESSFUL | 0 | 0.00 | 0 | 0.00 | 0 | 0.00 | 0 | 0.00 | 29 | 87.88 | 0 | 0.00 | 0 | 0.00 | | | 4 | 12.12 | 33 |
| | UNSUCCESSFUL | n/a | n/a | n/a | n/a | n/a | n/a | n/a | n/a | n/a | n/a | n/a | n/a | n/a | n/a | | | n/a | n/a | n/a |
| | TOTAL | 0 | 0.00 | 0 | 0.00 | 0 | 0.00 | 0 | 0.00 | 29 | 87.88 | 0 | 0.00 | 0 | 0.00 | | | 4 | 12.12 | 33 |
| **Unit/Subunit 21E** | | | | | | | | | | | | | | | | | | | | |
| | SUCCESSFUL | 0 | 0.00 | 0 | 0.00 | 0 | 0.00 | 0 | 0.00 | 4 | 80.00 | 0 | 0.00 | 0 | 0.00 | | | 1 | 20.00 | 5 |
| | UNSUCCESSFUL | n/a | n/a | n/a | n/a | n/a | n/a | n/a | n/a | n/a | n/a | n/a | n/a | n/a | n/a | | | n/a | n/a | n/a |
| | TOTAL | 0 | 0.00 | 0 | 0.00 | 0 | 0.00 | 0 | 0.00 | 4 | 80.00 | 0 | 0.00 | 0 | 0.00 | | | 1 | 20.00 | 5 |
| **TOTAL UNIT** | | | | | | | | | | | | | | | | | | | | |
| | SUCCESSFUL | 2 | 4.35 | 0 | 0.00 | 0 | 0.00 | 0 | 0.00 | 39 | 84.78 | 0 | 0.00 | 0 | 0.00 | | | 5 | 10.87 | 46 |
| | UNSUCCESSFUL | n/a | n/a | n/a | n/a | n/a | n/a | n/a | n/a | n/a | n/a | n/a | n/a | n/a | n/a | | | n/a | n/a | n/a |
| | TOTAL | 2 | 4.35 | 0 | 0.00 | 0 | 0.00 | 0 | 0.00 | 39 | 84.78 | 0 | 0.00 | 0 | 0.00 | | | 5 | 10.87 | 46 |

# 1992-93 TRANSPORTATION METHODS BY SPECIES: WOLF

| UNIT | SUCCESS | AIRPLANE NUMBER | AIRPLANE % | HORSE/ DOG TEAM NUMBER | HORSE/ DOG TEAM % | BOAT NUMBER | BOAT % | 3-OR-4 WHEELER NUMBER | 3-OR-4 WHEELER % | SNOWMACHINE NUMBER | SNOWMACHINE % | OFF ROAD VEHICLE NUMBER | OFF ROAD VEHICLE % | HIGHWAY VEHICLE NUMBER | HIGHWAY VEHICLE % | WALKING (BEARS ONLY) NUMBER | WALKING (BEARS ONLY) % | UNKNOWN NUMBER | UNKNOWN % | TOTAL NUMBER |
|---|---|---|---|---|---|---|---|---|---|---|---|---|---|---|---|---|---|---|---|---|
| **Unit 22** | | | | | | | | | | | | | | | | | | | | |
| **Unit/Subunit 22A** | | | | | | | | | | | | | | | | | | | | |
| | SUCCESSFUL | 0 | 0.00 | 0 | 0.00 | 0 | 0.00 | 0 | 0.00 | 13 | 92.86 | 0 | 0.00 | 0 | 0.00 | | | 1 | 7.14 | 14 |
| | UNSUCCESSFUL | n/a | n/a | n/a | n/a | n/a | n/a | n/a | n/a | n/a | n/a | n/a | n/a | n/a | n/a | | | n/a | n/a | n/a |
| | TOTAL | 0 | 0.00 | 0 | 0.00 | 0 | 0.00 | 0 | 0.00 | 13 | 92.86 | 0 | 0.00 | 0 | 0.00 | | | 1 | 7.14 | 14 |
| **Unit/Subunit 22B** | | | | | | | | | | | | | | | | | | | | |
| | SUCCESSFUL | 0 | 0.00 | 1 | 25.00 | 0 | 0.00 | 0 | 0.00 | 3 | 75.00 | 0 | 0.00 | 0 | 0.00 | | | 0 | 0.00 | 4 |
| | UNSUCCESSFUL | n/a | n/a | n/a | n/a | n/a | n/a | n/a | n/a | n/a | n/a | n/a | n/a | n/a | n/a | | | n/a | n/a | n/a |
| | TOTAL | 0 | 0.00 | 1 | 25.00 | 0 | 0.00 | 0 | 0.00 | 3 | 75.00 | 0 | 0.00 | 0 | 0.00 | | | 0 | 0.00 | 4 |
| **Unit/Subunit 22D** | | | | | | | | | | | | | | | | | | | | |
| | SUCCESSFUL | 0 | 0.00 | 0 | 0.00 | 0 | 0.00 | 0 | 0.00 | 0 | 0.00 | 0 | 0.00 | 1 | 100.00 | | | 0 | 0.00 | 1 |
| | UNSUCCESSFUL | n/a | n/a | n/a | n/a | n/a | n/a | n/a | n/a | n/a | n/a | n/a | n/a | n/a | n/a | | | n/a | n/a | n/a |
| | TOTAL | 0 | 0.00 | 0 | 0.00 | 0 | 0.00 | 0 | 0.00 | 0 | 0.00 | 0 | 0.00 | 1 | 100.00 | | | 0 | 0.00 | 1 |
| **TOTAL UNIT** | | | | | | | | | | | | | | | | | | | | |
| | SUCCESSFUL | 0 | 0.00 | 1 | 5.26 | 0 | 0.00 | 0 | 0.00 | 16 | 84.21 | 0 | 0.00 | 1 | 5.26 | | | 1 | 5.26 | 19 |
| | UNSUCCESSFUL | n/a | n/a | n/a | n/a | n/a | n/a | n/a | n/a | n/a | n/a | n/a | n/a | n/a | n/a | | | n/a | n/a | n/a |
| | TOTAL | 0 | 0.00 | 1 | 5.26 | 0 | 0.00 | 0 | 0.00 | 16 | 84.21 | 0 | 0.00 | 1 | 5.26 | | | 1 | 5.26 | 19 |
| **Unit 23** | | | | | | | | | | | | | | | | | | | | |
| **TOTAL UNIT** | | | | | | | | | | | | | | | | | | | | |
| | SUCCESSFUL | 2 | 2.94 | 0 | 0.00 | 0 | 0.00 | 0 | 0.00 | 66 | 97.06 | 0 | 0.00 | 0 | 0.00 | | | 0 | 0.00 | 68 |
| | UNSUCCESSFUL | n/a | n/a | n/a | n/a | n/a | n/a | n/a | n/a | n/a | n/a | n/a | n/a | n/a | n/a | | | n/a | n/a | n/a |
| | TOTAL | 2 | 2.94 | 0 | 0.00 | 0 | 0.00 | 0 | 0.00 | 66 | 97.06 | 0 | 0.00 | 0 | 0.00 | | | 0 | 0.00 | 68 |
| **Unit 24** | | | | | | | | | | | | | | | | | | | | |
| **TOTAL UNIT** | | | | | | | | | | | | | | | | | | | | |
| | SUCCESSFUL | 3 | 3.80 | 0 | 0.00 | 0 | 0.00 | 0 | 0.00 | 70 | 88.61 | 1 | 1.27 | 4 | 5.06 | | | 1 | 1.27 | 79 |
| | UNSUCCESSFUL | n/a | n/a | n/a | n/a | n/a | n/a | n/a | n/a | n/a | n/a | n/a | n/a | n/a | n/a | | | n/a | n/a | n/a |
| | TOTAL | 3 | 3.80 | 0 | 0.00 | 0 | 0.00 | 0 | 0.00 | 70 | 88.61 | 1 | 1.27 | 4 | 5.06 | | | 1 | 1.27 | 79 |
| **Unit 25** | | | | | | | | | | | | | | | | | | | | |
| **Unit/Subunit 25A** | | | | | | | | | | | | | | | | | | | | |
| | SUCCESSFUL | 3 | 12.00 | 0 | 0.00 | 0 | 0.00 | 0 | 0.00 | 21 | 84.00 | 0 | 0.00 | 1 | 4.00 | | | 0 | 0.00 | 25 |
| | UNSUCCESSFUL | n/a | n/a | n/a | n/a | n/a | n/a | n/a | n/a | n/a | n/a | n/a | n/a | n/a | n/a | | | n/a | n/a | n/a |
| | TOTAL | 3 | 12.00 | 0 | 0.00 | 0 | 0.00 | 0 | 0.00 | 21 | 84.00 | 0 | 0.00 | 1 | 4.00 | | | 0 | 0.00 | 25 |
| **Unit/Subunit 25B** | | | | | | | | | | | | | | | | | | | | |
| | SUCCESSFUL | 1 | 7.69 | 2 | 15.38 | 0 | 0.00 | 0 | 0.00 | 10 | 76.92 | 0 | 0.00 | 0 | 0.00 | | | 0 | 0.00 | 13 |
| | UNSUCCESSFUL | n/a | n/a | n/a | n/a | n/a | n/a | n/a | n/a | n/a | n/a | n/a | n/a | n/a | n/a | | | n/a | n/a | n/a |
| | TOTAL | 1 | 7.69 | 2 | 15.38 | 0 | 0.00 | 0 | 0.00 | 10 | 76.92 | 0 | 0.00 | 0 | 0.00 | | | 0 | 0.00 | 13 |
| **Unit/Subunit 25C** | | | | | | | | | | | | | | | | | | | | |
| | SUCCESSFUL | 13 | 46.43 | 0 | 0.00 | 0 | 0.00 | 0 | 0.00 | 15 | 53.57 | 0 | 0.00 | 0 | 0.00 | | | 0 | 0.00 | 28 |
| | UNSUCCESSFUL | n/a | n/a | n/a | n/a | n/a | n/a | n/a | n/a | n/a | n/a | n/a | n/a | n/a | n/a | | | n/a | n/a | n/a |
| | TOTAL | 13 | 46.43 | 0 | 0.00 | 0 | 0.00 | 0 | 0.00 | 15 | 53.57 | 0 | 0.00 | 0 | 0.00 | | | 0 | 0.00 | 28 |

# 1992-93 TRANSPORTATION METHODS BY SPECIES: WOLF

| UNIT | SUCCESS | AIRPLANE NUMBER | % | HORSE/ DOG TEAM NUMBER | % | BOAT NUMBER | % | 3-OR-4 WHEELER NUMBER | % | SNOWMACHINE NUMBER | % | OFF ROAD VEHICLE NUMBER | % | HIGHWAY VEHICLE NUMBER | % | WALKING (BEARS ONLY) NUMBER | % | UNKNOWN NUMBER | % | TOTAL NUMBER |
|---|---|---|---|---|---|---|---|---|---|---|---|---|---|---|---|---|---|---|---|---|
| **Unit 25** | | | | | | | | | | | | | | | | | | | | |
| **Unit/Subunit 25D** | | | | | | | | | | | | | | | | | | | | |
| | SUCCESSFUL | 1 | 9.09 | 0 | 0.00 | 0 | 0.00 | 0 | 0.00 | 9 | 81.82 | 0 | 0.00 | 1 | 9.09 | | | 0 | 0.00 | 11 |
| | UNSUCCESSFUL | n/a | n/a | n/a | n/a | n/a | n/a | n/a | n/a | n/a | n/a | n/a | n/a | n/a | n/a | | | n/a | n/a | n/a |
| | TOTAL | 1 | 9.09 | 0 | 0.00 | 0 | 0.00 | 0 | 0.00 | 9 | 81.82 | 0 | 0.00 | 1 | 9.09 | | | 0 | 0.00 | 11 |
| **TOTAL UNIT** | | | | | | | | | | | | | | | | | | | | |
| | SUCCESSFUL | 18 | 23.38 | 2 | 2.60 | 0 | 0.00 | 0 | 0.00 | 55 | 71.43 | 0 | 0.00 | 2 | 2.60 | | | 0 | 0.00 | 77 |
| | UNSUCCESSFUL | n/a | n/a | n/a | n/a | n/a | n/a | n/a | n/a | n/a | n/a | n/a | n/a | n/a | n/a | | | n/a | n/a | n/a |
| | TOTAL | 18 | 23.38 | 2 | 2.60 | 0 | 0.00 | 0 | 0.00 | 55 | 71.43 | 0 | 0.00 | 2 | 2.60 | | | 0 | 0.00 | 77 |
| **Unit 26** | | | | | | | | | | | | | | | | | | | | |
| **Unit/Subunit 26A** | | | | | | | | | | | | | | | | | | | | |
| | SUCCESSFUL | 2 | 7.41 | 0 | 0.00 | 0 | 0.00 | 0 | 0.00 | 25 | 92.59 | 0 | 0.00 | 0 | 0.00 | | | 0 | 0.00 | 27 |
| | UNSUCCESSFUL | n/a | n/a | n/a | n/a | n/a | n/a | n/a | n/a | n/a | n/a | n/a | n/a | n/a | n/a | | | n/a | n/a | n/a |
| | TOTAL | 2 | 7.41 | 0 | 0.00 | 0 | 0.00 | 0 | 0.00 | 25 | 92.59 | 0 | 0.00 | 0 | 0.00 | | | 0 | 0.00 | 27 |
| **Unit/Subunit 26B** | | | | | | | | | | | | | | | | | | | | |
| | SUCCESSFUL | 1 | 3.23 | 0 | 0.00 | 0 | 0.00 | 0 | 0.00 | 4 | 12.90 | 0 | 0.00 | 26 | 83.87 | | | 0 | 0.00 | 31 |
| | UNSUCCESSFUL | n/a | n/a | n/a | n/a | n/a | n/a | n/a | n/a | n/a | n/a | n/a | n/a | n/a | n/a | | | n/a | n/a | n/a |
| | TOTAL | 1 | 3.23 | 0 | 0.00 | 0 | 0.00 | 0 | 0.00 | 4 | 12.90 | 0 | 0.00 | 26 | 83.87 | | | 0 | 0.00 | 31 |
| **Unit/Subunit 26C** | | | | | | | | | | | | | | | | | | | | |
| | SUCCESSFUL | 3 | 50.00 | 0 | 0.00 | 0 | 0.00 | 0 | 0.00 | 3 | 50.00 | 0 | 0.00 | 0 | 0.00 | | | 0 | 0.00 | 6 |
| | UNSUCCESSFUL | n/a | n/a | n/a | n/a | n/a | n/a | n/a | n/a | n/a | n/a | n/a | n/a | n/a | n/a | | | n/a | n/a | n/a |
| | TOTAL | 3 | 50.00 | 0 | 0.00 | 0 | 0.00 | 0 | 0.00 | 3 | 50.00 | 0 | 0.00 | 0 | 0.00 | | | 0 | 0.00 | 6 |
| **TOTAL UNIT** | | | | | | | | | | | | | | | | | | | | |
| | SUCCESSFUL | 6 | 9.38 | 0 | 0.00 | 0 | 0.00 | 0 | 0.00 | 32 | 50.00 | 0 | 0.00 | 26 | 40.63 | | | 0 | 0.00 | 64 |
| | UNSUCCESSFUL | n/a | n/a | n/a | n/a | n/a | n/a | n/a | n/a | n/a | n/a | n/a | n/a | n/a | n/a | | | n/a | n/a | n/a |
| | TOTAL | 6 | 9.38 | 0 | 0.00 | 0 | 0.00 | 0 | 0.00 | 32 | 50.00 | 0 | 0.00 | 26 | 40.63 | | | 0 | 0.00 | 64 |
| **TOTAL STATEWIDE** | | | | | | | | | | | | | | | | | | | | |
| | SUCCESSFUL | 132 | 12.89 | 21 | 2.05 | 117 | 11.43 | 19 | 1.86 | 605 | 59.08 | 10 | 0.98 | 99 | 9.67 | | | 21 | 2.05 | 1024 |
| | UNSUCCESSFUL | n/a | n/a | n/a | n/a | n/a | n/a | n/a | n/a | n/a | n/a | n/a | n/a | n/a | n/a | | | n/a | n/a | n/a |
| | TOTAL | 132 | 12.89 | 21 | 2.05 | 117 | 11.43 | 19 | 1.86 | 605 | 59.08 | 10 | 0.98 | 99 | 9.67 | | | 21 | 2.05 | 1024 |

# 1992-93 TRANSPORTATION METHODS BY SPECIES: WOLVERINE

| UNIT | SUCCESS | AIRPLANE NUMBER | % | HORSE/ DOG TEAM NUMBER | % | BOAT NUMBER | % | 3-OR-4 WHEELER NUMBER | % | SNOWMACHINE NUMBER | % | OFF ROAD VEHICLE NUMBER | % | HIGHWAY VEHICLE NUMBER | % | WALKING (BEARS ONLY) NUMBER | % | UNKNOWN NUMBER | % | TOTAL NUMBER |
|---|---|---|---|---|---|---|---|---|---|---|---|---|---|---|---|---|---|---|---|---|
| **Unit 01** | | | | | | | | | | | | | | | | | | | | |
| **Unit/Subunit 01A** | | | | | | | | | | | | | | | | | | | | |
| | SUCCESSFUL | 0 | 0.00 | 0 | 0.00 | 2 | 100.00 | 0 | 0.00 | 0 | 0.00 | 0 | 0.00 | 0 | 0.00 | | | 0 | 0.00 | 2 |
| | UNSUCCESSFUL | n/a | n/a | n/a | n/a | n/a | n/a | n/a | n/a | n/a | n/a | n/a | n/a | n/a | n/a | | | n/a | n/a | n/a |
| | TOTAL | 0 | 0.00 | 0 | 0.00 | 2 | 100.00 | 0 | 0.00 | 0 | 0.00 | 0 | 0.00 | 0 | 0.00 | | | 0 | 0.00 | 2 |
| **Unit/Subunit 01B** | | | | | | | | | | | | | | | | | | | | |
| | SUCCESSFUL | 0 | 0.00 | 0 | 0.00 | 0 | 0.00 | 0 | 0.00 | 1 | 100.00 | 0 | 0.00 | 0 | 0.00 | | | 0 | 0.00 | 1 |
| | UNSUCCESSFUL | n/a | n/a | n/a | n/a | n/a | n/a | n/a | n/a | n/a | n/a | n/a | n/a | n/a | n/a | | | n/a | n/a | n/a |
| | TOTAL | 0 | 0.00 | 0 | 0.00 | 0 | 0.00 | 0 | 0.00 | 1 | 100.00 | 0 | 0.00 | 0 | 0.00 | | | 0 | 0.00 | 1 |
| **Unit/Subunit 01C** | | | | | | | | | | | | | | | | | | | | |
| | SUCCESSFUL | 0 | 0.00 | 0 | 0.00 | 1 | 100.00 | 0 | 0.00 | 0 | 0.00 | 0 | 0.00 | 0 | 0.00 | | | 0 | 0.00 | 1 |
| | UNSUCCESSFUL | n/a | n/a | n/a | n/a | n/a | n/a | n/a | n/a | n/a | n/a | n/a | n/a | n/a | n/a | | | n/a | n/a | n/a |
| | TOTAL | 0 | 0.00 | 0 | 0.00 | 1 | 100.00 | 0 | 0.00 | 0 | 0.00 | 0 | 0.00 | 0 | 0.00 | | | 0 | 0.00 | 1 |
| **Unit/Subunit 01D** | | | | | | | | | | | | | | | | | | | | |
| | SUCCESSFUL | 1 | 33.33 | 0 | 0.00 | 0 | 0.00 | 0 | 0.00 | 1 | 33.33 | 0 | 0.00 | 1 | 33.33 | | | 0 | 0.00 | 3 |
| | UNSUCCESSFUL | n/a | n/a | n/a | n/a | n/a | n/a | n/a | n/a | n/a | n/a | n/a | n/a | n/a | n/a | | | n/a | n/a | n/a |
| | TOTAL | 1 | 33.33 | 0 | 0.00 | 0 | 0.00 | 0 | 0.00 | 1 | 33.33 | 0 | 0.00 | 1 | 33.33 | | | 0 | 0.00 | 3 |
| **TOTAL UNIT** | | | | | | | | | | | | | | | | | | | | |
| | SUCCESSFUL | 1 | 14.29 | 0 | 0.00 | 3 | 42.86 | 0 | 0.00 | 2 | 28.57 | 0 | 0.00 | 1 | 14.29 | | | 0 | 0.00 | 7 |
| | UNSUCCESSFUL | n/a | n/a | n/a | n/a | n/a | n/a | n/a | n/a | n/a | n/a | n/a | n/a | n/a | n/a | | | n/a | n/a | n/a |
| | TOTAL | 1 | 14.29 | 0 | 0.00 | 3 | 42.86 | 0 | 0.00 | 2 | 28.57 | 0 | 0.00 | 1 | 14.29 | | | 0 | 0.00 | 7 |
| **Unit 03** | | | | | | | | | | | | | | | | | | | | |
| **TOTAL UNIT** | | | | | | | | | | | | | | | | | | | | |
| | SUCCESSFUL | 0 | 0.00 | 0 | 0.00 | 0 | 0.00 | 0 | 0.00 | 1 | 100.00 | 0 | 0.00 | 0 | 0.00 | | | 0 | 0.00 | 1 |
| | UNSUCCESSFUL | n/a | n/a | n/a | n/a | n/a | n/a | n/a | n/a | n/a | n/a | n/a | n/a | n/a | n/a | | | n/a | n/a | n/a |
| | TOTAL | 0 | 0.00 | 0 | 0.00 | 0 | 0.00 | 0 | 0.00 | 1 | 100.00 | 0 | 0.00 | 0 | 0.00 | | | 0 | 0.00 | 1 |
| **Unit 05** | | | | | | | | | | | | | | | | | | | | |
| **Unit/Subunit 05A** | | | | | | | | | | | | | | | | | | | | |
| | SUCCESSFUL | 0 | 0.00 | 0 | 0.00 | 0 | 0.00 | 1 | 50.00 | 0 | 0.00 | 0 | 0.00 | 1 | 50.00 | | | 0 | 0.00 | 2 |
| | UNSUCCESSFUL | n/a | n/a | n/a | n/a | n/a | n/a | n/a | n/a | n/a | n/a | n/a | n/a | n/a | n/a | | | n/a | n/a | n/a |
| | TOTAL | 0 | 0.00 | 0 | 0.00 | 0 | 0.00 | 1 | 50.00 | 0 | 0.00 | 0 | 0.00 | 1 | 50.00 | | | 0 | 0.00 | 2 |
| **TOTAL UNIT** | | | | | | | | | | | | | | | | | | | | |
| | SUCCESSFUL | 0 | 0.00 | 0 | 0.00 | 0 | 0.00 | 1 | 50.00 | 0 | 0.00 | 0 | 0.00 | 1 | 50.00 | | | 0 | 0.00 | 2 |
| | UNSUCCESSFUL | n/a | n/a | n/a | n/a | n/a | n/a | n/a | n/a | n/a | n/a | n/a | n/a | n/a | n/a | | | n/a | n/a | n/a |
| | TOTAL | 0 | 0.00 | 0 | 0.00 | 0 | 0.00 | 1 | 50.00 | 0 | 0.00 | 0 | 0.00 | 1 | 50.00 | | | 0 | 0.00 | 2 |
| **Unit 06** | | | | | | | | | | | | | | | | | | | | |
| **Unit/Subunit 06C** | | | | | | | | | | | | | | | | | | | | |
| | SUCCESSFUL | 0 | 0.00 | 0 | 0.00 | 0 | 0.00 | 0 | 0.00 | 5 | 55.56 | 0 | 0.00 | 4 | 44.44 | | | 0 | 0.00 | 9 |
| | UNSUCCESSFUL | n/a | n/a | n/a | n/a | n/a | n/a | n/a | n/a | n/a | n/a | n/a | n/a | n/a | n/a | | | n/a | n/a | n/a |
| | TOTAL | 0 | 0.00 | 0 | 0.00 | 0 | 0.00 | 0 | 0.00 | 5 | 55.56 | 0 | 0.00 | 4 | 44.44 | | | 0 | 0.00 | 9 |

# 1992-93 TRANSPORTATION METHODS BY SPECIES: WOLVERINE

| UNIT | SUCCESS | AIRPLANE NUMBER | % | HORSE/ DOG TEAM NUMBER | % | BOAT NUMBER | % | 3-OR-4 WHEELER NUMBER | % | SNOWMACHINE NUMBER | % | OFF ROAD VEHICLE NUMBER | % | HIGHWAY VEHICLE NUMBER | % | WALKING (BEARS ONLY) NUMBER | % | UNKNOWN NUMBER | % | TOTAL NUMBER |
|---|---|---|---|---|---|---|---|---|---|---|---|---|---|---|---|---|---|---|---|---|
| **Unit 06** | | | | | | | | | | | | | | | | | | | | |
| **Unit/Subunit 06D** | | | | | | | | | | | | | | | | | | | | |
| | SUCCESSFUL | 2 | 22.22 | 0 | 0.00 | 1 | 11.11 | 0 | 0.00 | 5 | 55.56 | 0 | 0.00 | 1 | 11.11 | | | 0 | 0.00 | 9 |
| | UNSUCCESSFUL | n/a | n/a | n/a | n/a | n/a | n/a | n/a | n/a | n/a | n/a | n/a | n/a | n/a | n/a | | | n/a | n/a | n/a |
| | TOTAL | 2 | 22.22 | 0 | 0.00 | 1 | 11.11 | 0 | 0.00 | 5 | 55.56 | 0 | 0.00 | 1 | 11.11 | | | 0 | 0.00 | 9 |
| **TOTAL UNIT** | | | | | | | | | | | | | | | | | | | | |
| | SUCCESSFUL | 2 | 11.11 | 0 | 0.00 | 1 | 5.56 | 0 | 0.00 | 10 | 55.56 | 0 | 0.00 | 5 | 27.78 | | | 0 | 0.00 | 18 |
| | UNSUCCESSFUL | n/a | n/a | n/a | n/a | n/a | n/a | n/a | n/a | n/a | n/a | n/a | n/a | n/a | n/a | | | n/a | n/a | n/a |
| | TOTAL | 2 | 11.11 | 0 | 0.00 | 1 | 5.56 | 0 | 0.00 | 10 | 55.56 | 0 | 0.00 | 5 | 27.78 | | | 0 | 0.00 | 18 |
| **Unit 07** | | | | | | | | | | | | | | | | | | | | |
| **TOTAL UNIT** | | | | | | | | | | | | | | | | | | | | |
| | SUCCESSFUL | 0 | 0.00 | 1 | 16.67 | 0 | 0.00 | 0 | 0.00 | 4 | 66.67 | 0 | 0.00 | 1 | 16.67 | | | 0 | 0.00 | 6 |
| | UNSUCCESSFUL | n/a | n/a | n/a | n/a | n/a | n/a | n/a | n/a | n/a | n/a | n/a | n/a | n/a | n/a | | | n/a | n/a | n/a |
| | TOTAL | 0 | 0.00 | 1 | 16.67 | 0 | 0.00 | 0 | 0.00 | 4 | 66.67 | 0 | 0.00 | 1 | 16.67 | | | 0 | 0.00 | 6 |
| **Unit 09** | | | | | | | | | | | | | | | | | | | | |
| **Unit/Subunit 09A** | | | | | | | | | | | | | | | | | | | | |
| | SUCCESSFUL | 0 | 0.00 | 0 | 0.00 | 0 | 0.00 | 0 | 0.00 | 1 | 100.00 | 0 | 0.00 | 0 | 0.00 | | | 0 | 0.00 | 1 |
| | UNSUCCESSFUL | n/a | n/a | n/a | n/a | n/a | n/a | n/a | n/a | n/a | n/a | n/a | n/a | n/a | n/a | | | n/a | n/a | n/a |
| | TOTAL | 0 | 0.00 | 0 | 0.00 | 0 | 0.00 | 0 | 0.00 | 1 | 100.00 | 0 | 0.00 | 0 | 0.00 | | | 0 | 0.00 | 1 |
| **Unit/Subunit 09B** | | | | | | | | | | | | | | | | | | | | |
| | SUCCESSFUL | 1 | 4.00 | 0 | 0.00 | 0 | 0.00 | 0 | 0.00 | 24 | 96.00 | 0 | 0.00 | 0 | 0.00 | | | 0 | 0.00 | 25 |
| | UNSUCCESSFUL | n/a | n/a | n/a | n/a | n/a | n/a | n/a | n/a | n/a | n/a | n/a | n/a | n/a | n/a | | | n/a | n/a | n/a |
| | TOTAL | 1 | 4.00 | 0 | 0.00 | 0 | 0.00 | 0 | 0.00 | 24 | 96.00 | 0 | 0.00 | 0 | 0.00 | | | 0 | 0.00 | 25 |
| **Unit/Subunit 09C** | | | | | | | | | | | | | | | | | | | | |
| | SUCCESSFUL | 0 | 0.00 | 0 | 0.00 | 0 | 0.00 | 3 | 21.43 | 9 | 64.29 | 0 | 0.00 | 2 | 14.29 | | | 0 | 0.00 | 14 |
| | UNSUCCESSFUL | n/a | n/a | n/a | n/a | n/a | n/a | n/a | n/a | n/a | n/a | n/a | n/a | n/a | n/a | | | n/a | n/a | n/a |
| | TOTAL | 0 | 0.00 | 0 | 0.00 | 0 | 0.00 | 3 | 21.43 | 9 | 64.29 | 0 | 0.00 | 2 | 14.29 | | | 0 | 0.00 | 14 |
| **Unit/Subunit 09D** | | | | | | | | | | | | | | | | | | | | |
| | SUCCESSFUL | 0 | 0.00 | 0 | 0.00 | 0 | 0.00 | 0 | 0.00 | 0 | 0.00 | 0 | 0.00 | 1 | 100.00 | | | 0 | 0.00 | 1 |
| | UNSUCCESSFUL | n/a | n/a | n/a | n/a | n/a | n/a | n/a | n/a | n/a | n/a | n/a | n/a | n/a | n/a | | | n/a | n/a | n/a |
| | TOTAL | 0 | 0.00 | 0 | 0.00 | 0 | 0.00 | 0 | 0.00 | 0 | 0.00 | 0 | 0.00 | 1 | 100.00 | | | 0 | 0.00 | 1 |
| **Unit/Subunit 09E** | | | | | | | | | | | | | | | | | | | | |
| | SUCCESSFUL | 0 | 0.00 | 1 | 50.00 | 0 | 0.00 | 0 | 0.00 | 1 | 50.00 | 0 | 0.00 | 0 | 0.00 | | | 0 | 0.00 | 2 |
| | UNSUCCESSFUL | n/a | n/a | n/a | n/a | n/a | n/a | n/a | n/a | n/a | n/a | n/a | n/a | n/a | n/a | | | n/a | n/a | n/a |
| | TOTAL | 0 | 0.00 | 1 | 50.00 | 0 | 0.00 | 0 | 0.00 | 1 | 50.00 | 0 | 0.00 | 0 | 0.00 | | | 0 | 0.00 | 2 |
| **TOTAL UNIT** | | | | | | | | | | | | | | | | | | | | |
| | SUCCESSFUL | 1 | 2.33 | 1 | 2.33 | 0 | 0.00 | 3 | 6.98 | 35 | 81.40 | 0 | 0.00 | 3 | 6.98 | | | 0 | 0.00 | 43 |
| | UNSUCCESSFUL | n/a | n/a | n/a | n/a | n/a | n/a | n/a | n/a | n/a | n/a | n/a | n/a | n/a | n/a | | | n/a | n/a | n/a |
| | TOTAL | 1 | 2.33 | 1 | 2.33 | 0 | 0.00 | 3 | 6.98 | 35 | 81.40 | 0 | 0.00 | 3 | 6.98 | | | 0 | 0.00 | 43 |

# 1992-93 TRANSPORTATION METHODS BY SPECIES: WOLVERINE

| UNIT | SUCCESS | AIRPLANE NUMBER | % | HORSE/ DOG TEAM NUMBER | % | BOAT NUMBER | % | 3-OR-4 WHEELER NUMBER | % | SNOWMACHINE NUMBER | % | OFF ROAD VEHICLE NUMBER | % | HIGHWAY VEHICLE NUMBER | % | WALKING (BEARS ONLY) NUMBER | % | UNKNOWN NUMBER | % | TOTAL NUMBER |
|---|---|---|---|---|---|---|---|---|---|---|---|---|---|---|---|---|---|---|---|---|
| **Unit 11** | | | | | | | | | | | | | | | | | | | | |
| **TOTAL UNIT** | | | | | | | | | | | | | | | | | | | | |
| | SUCCESSFUL | 0 | 0.00 | 1 | 20.00 | 0 | 0.00 | 0 | 0.00 | 4 | 80.00 | 0 | 0.00 | 0 | 0.00 | | | 0 | 0.00 | 5 |
| | UNSUCCESSFUL | n/a | n/a | n/a | n/a | n/a | n/a | n/a | n/a | n/a | n/a | n/a | n/a | n/a | n/a | | | n/a | n/a | n/a |
| | TOTAL | 0 | 0.00 | 1 | 20.00 | 0 | 0.00 | 0 | 0.00 | 4 | 80.00 | 0 | 0.00 | 0 | 0.00 | | | 0 | 0.00 | 5 |
| **Unit 12** | | | | | | | | | | | | | | | | | | | | |
| **TOTAL UNIT** | | | | | | | | | | | | | | | | | | | | |
| | SUCCESSFUL | 0 | 0.00 | 0 | 0.00 | 0 | 0.00 | 0 | 0.00 | 13 | 100.00 | 0 | 0.00 | 0 | 0.00 | | | 0 | 0.00 | 13 |
| | UNSUCCESSFUL | n/a | n/a | n/a | n/a | n/a | n/a | n/a | n/a | n/a | n/a | n/a | n/a | n/a | n/a | | | n/a | n/a | n/a |
| | TOTAL | 0 | 0.00 | 0 | 0.00 | 0 | 0.00 | 0 | 0.00 | 13 | 100.00 | 0 | 0.00 | 0 | 0.00 | | | 0 | 0.00 | 13 |
| **Unit 13** | | | | | | | | | | | | | | | | | | | | |
| **Unit/Subunit 13A** | | | | | | | | | | | | | | | | | | | | |
| | SUCCESSFUL | 0 | 0.00 | 0 | 0.00 | 0 | 0.00 | 0 | 0.00 | 5 | 100.00 | 0 | 0.00 | 0 | 0.00 | | | 0 | 0.00 | 5 |
| | UNSUCCESSFUL | n/a | n/a | n/a | n/a | n/a | n/a | n/a | n/a | n/a | n/a | n/a | n/a | n/a | n/a | | | n/a | n/a | n/a |
| | TOTAL | 0 | 0.00 | 0 | 0.00 | 0 | 0.00 | 0 | 0.00 | 5 | 100.00 | 0 | 0.00 | 0 | 0.00 | | | 0 | 0.00 | 5 |
| **Unit/Subunit 13B** | | | | | | | | | | | | | | | | | | | | |
| | SUCCESSFUL | 0 | 0.00 | 0 | 0.00 | 0 | 0.00 | 0 | 0.00 | 4 | 100.00 | 0 | 0.00 | 0 | 0.00 | | | 0 | 0.00 | 4 |
| | UNSUCCESSFUL | n/a | n/a | n/a | n/a | n/a | n/a | n/a | n/a | n/a | n/a | n/a | n/a | n/a | n/a | | | n/a | n/a | n/a |
| | TOTAL | 0 | 0.00 | 0 | 0.00 | 0 | 0.00 | 0 | 0.00 | 4 | 100.00 | 0 | 0.00 | 0 | 0.00 | | | 0 | 0.00 | 4 |
| **Unit/Subunit 13C** | | | | | | | | | | | | | | | | | | | | |
| | SUCCESSFUL | 0 | 0.00 | 0 | 0.00 | 0 | 0.00 | 0 | 0.00 | 2 | 100.00 | 0 | 0.00 | 0 | 0.00 | | | 0 | 0.00 | 2 |
| | UNSUCCESSFUL | n/a | n/a | n/a | n/a | n/a | n/a | n/a | n/a | n/a | n/a | n/a | n/a | n/a | n/a | | | n/a | n/a | n/a |
| | TOTAL | 0 | 0.00 | 0 | 0.00 | 0 | 0.00 | 0 | 0.00 | 2 | 100.00 | 0 | 0.00 | 0 | 0.00 | | | 0 | 0.00 | 2 |
| **Unit/Subunit 13D** | | | | | | | | | | | | | | | | | | | | |
| | SUCCESSFUL | 2 | 20.00 | 0 | 0.00 | 0 | 0.00 | 0 | 0.00 | 6 | 60.00 | 0 | 0.00 | 1 | 10.00 | | | 1 | 10.00 | 10 |
| | UNSUCCESSFUL | n/a | n/a | n/a | n/a | n/a | n/a | n/a | n/a | n/a | n/a | n/a | n/a | n/a | n/a | | | n/a | n/a | n/a |
| | TOTAL | 2 | 20.00 | 0 | 0.00 | 0 | 0.00 | 0 | 0.00 | 6 | 60.00 | 0 | 0.00 | 1 | 10.00 | | | 1 | 10.00 | 10 |
| **Unit/Subunit 13E** | | | | | | | | | | | | | | | | | | | | |
| | SUCCESSFUL | 1 | 14.29 | 0 | 0.00 | 0 | 0.00 | 0 | 0.00 | 5 | 71.43 | 0 | 0.00 | 1 | 14.29 | | | 0 | 0.00 | 7 |
| | UNSUCCESSFUL | n/a | n/a | n/a | n/a | n/a | n/a | n/a | n/a | n/a | n/a | n/a | n/a | n/a | n/a | | | n/a | n/a | n/a |
| | TOTAL | 1 | 14.29 | 0 | 0.00 | 0 | 0.00 | 0 | 0.00 | 5 | 71.43 | 0 | 0.00 | 1 | 14.29 | | | 0 | 0.00 | 7 |
| **TOTAL UNIT** | | | | | | | | | | | | | | | | | | | | |
| | SUCCESSFUL | 3 | 10.71 | 0 | 0.00 | 0 | 0.00 | 0 | 0.00 | 22 | 78.57 | 0 | 0.00 | 2 | 7.14 | | | 1 | 3.57 | 28 |
| | UNSUCCESSFUL | n/a | n/a | n/a | n/a | n/a | n/a | n/a | n/a | n/a | n/a | n/a | n/a | n/a | n/a | | | n/a | n/a | n/a |
| | TOTAL | 3 | 10.71 | 0 | 0.00 | 0 | 0.00 | 0 | 0.00 | 22 | 78.57 | 0 | 0.00 | 2 | 7.14 | | | 1 | 3.57 | 28 |
| **Unit 14** | | | | | | | | | | | | | | | | | | | | |
| **Unit/Subunit 14A** | | | | | | | | | | | | | | | | | | | | |
| | SUCCESSFUL | 1 | 25.00 | 1 | 25.00 | 0 | 0.00 | 0 | 0.00 | 2 | 50.00 | 0 | 0.00 | 0 | 0.00 | | | 0 | 0.00 | 4 |
| | UNSUCCESSFUL | n/a | n/a | n/a | n/a | n/a | n/a | n/a | n/a | n/a | n/a | n/a | n/a | n/a | n/a | | | n/a | n/a | n/a |
| | TOTAL | 1 | 25.00 | 1 | 25.00 | 0 | 0.00 | 0 | 0.00 | 2 | 50.00 | 0 | 0.00 | 0 | 0.00 | | | 0 | 0.00 | 4 |

# 1992-93 TRANSPORTATION METHODS BY SPECIES: WOLVERINE

| UNIT | SUCCESS | AIRPLANE NUMBER | % | HORSE/ DOG TEAM NUMBER | % | BOAT NUMBER | % | 3-OR-4 WHEELER NUMBER | % | SNOWMACHINE NUMBER | % | OFF ROAD VEHICLE NUMBER | % | HIGHWAY VEHICLE NUMBER | % | WALKING (BEARS ONLY) NUMBER | % | UNKNOWN NUMBER | % | TOTAL NUMBER |
|---|---|---|---|---|---|---|---|---|---|---|---|---|---|---|---|---|---|---|---|---|
| **Unit 14** | | | | | | | | | | | | | | | | | | | | |
| **Unit/Subunit 14B** | | | | | | | | | | | | | | | | | | | | |
| | SUCCESSFUL | 1 | 50.00 | 0 | 0.00 | 0 | 0.00 | 0 | 0.00 | 1 | 50.00 | 0 | 0.00 | 0 | 0.00 | | | 0 | 0.00 | 2 |
| | UNSUCCESSFUL | n/a | n/a | n/a | n/a | n/a | n/a | n/a | n/a | n/a | n/a | n/a | n/a | n/a | n/a | | | n/a | n/a | n/a |
| | TOTAL | 1 | 50.00 | 0 | 0.00 | 0 | 0.00 | 0 | 0.00 | 1 | 50.00 | 0 | 0.00 | 0 | 0.00 | | | 0 | 0.00 | 2 |
| **Unit/Subunit 14C** | | | | | | | | | | | | | | | | | | | | |
| | SUCCESSFUL | 1 | 100.00 | 0 | 0.00 | 0 | 0.00 | 0 | 0.00 | 0 | 0.00 | 0 | 0.00 | 0 | 0.00 | | | 0 | 0.00 | 1 |
| | UNSUCCESSFUL | n/a | n/a | n/a | n/a | n/a | n/a | n/a | n/a | n/a | n/a | n/a | n/a | n/a | n/a | | | n/a | n/a | n/a |
| | TOTAL | 1 | 100.00 | 0 | 0.00 | 0 | 0.00 | 0 | 0.00 | 0 | 0.00 | 0 | 0.00 | 0 | 0.00 | | | 0 | 0.00 | 1 |
| **TOTAL UNIT** | | | | | | | | | | | | | | | | | | | | |
| | SUCCESSFUL | 3 | 42.86 | 1 | 14.29 | 0 | 0.00 | 0 | 0.00 | 3 | 42.86 | 0 | 0.00 | 0 | 0.00 | | | 0 | 0.00 | 7 |
| | UNSUCCESSFUL | n/a | n/a | n/a | n/a | n/a | n/a | n/a | n/a | n/a | n/a | n/a | n/a | n/a | n/a | | | n/a | n/a | n/a |
| | TOTAL | 3 | 42.86 | 1 | 14.29 | 0 | 0.00 | 0 | 0.00 | 3 | 42.86 | 0 | 0.00 | 0 | 0.00 | | | 0 | 0.00 | 7 |
| **Unit 15** | | | | | | | | | | | | | | | | | | | | |
| **Unit/Subunit 15B** | | | | | | | | | | | | | | | | | | | | |
| | SUCCESSFUL | 1 | 33.33 | 0 | 0.00 | 0 | 0.00 | 0 | 0.00 | 1 | 33.33 | 0 | 0.00 | 0 | 0.00 | | | 1 | 33.33 | 3 |
| | UNSUCCESSFUL | n/a | n/a | n/a | n/a | n/a | n/a | n/a | n/a | n/a | n/a | n/a | n/a | n/a | n/a | | | n/a | n/a | n/a |
| | TOTAL | 1 | 33.33 | 0 | 0.00 | 0 | 0.00 | 0 | 0.00 | 1 | 33.33 | 0 | 0.00 | 0 | 0.00 | | | 1 | 33.33 | 3 |
| **Unit/Subunit 15C** | | | | | | | | | | | | | | | | | | | | |
| | SUCCESSFUL | 0 | 0.00 | 0 | 0.00 | 0 | 0.00 | 1 | 50.00 | 1 | 50.00 | 0 | 0.00 | 0 | 0.00 | | | 0 | 0.00 | 2 |
| | UNSUCCESSFUL | n/a | n/a | n/a | n/a | n/a | n/a | n/a | n/a | n/a | n/a | n/a | n/a | n/a | n/a | | | n/a | n/a | n/a |
| | TOTAL | 0 | 0.00 | 0 | 0.00 | 0 | 0.00 | 1 | 50.00 | 1 | 50.00 | 0 | 0.00 | 0 | 0.00 | | | 0 | 0.00 | 2 |
| **TOTAL UNIT** | | | | | | | | | | | | | | | | | | | | |
| | SUCCESSFUL | 1 | 20.00 | 0 | 0.00 | 0 | 0.00 | 1 | 20.00 | 2 | 40.00 | 0 | 0.00 | 0 | 0.00 | | | 1 | 20.00 | 5 |
| | UNSUCCESSFUL | n/a | n/a | n/a | n/a | n/a | n/a | n/a | n/a | n/a | n/a | n/a | n/a | n/a | n/a | | | n/a | n/a | n/a |
| | TOTAL | 1 | 20.00 | 0 | 0.00 | 0 | 0.00 | 1 | 20.00 | 2 | 40.00 | 0 | 0.00 | 0 | 0.00 | | | 1 | 20.00 | 5 |
| **Unit 16** | | | | | | | | | | | | | | | | | | | | |
| **Unit/Subunit 16A** | | | | | | | | | | | | | | | | | | | | |
| | SUCCESSFUL | 0 | 0.00 | 0 | 0.00 | 0 | 0.00 | 0 | 0.00 | 0 | 0.00 | 0 | 0.00 | 1 | 100.00 | | | 0 | 0.00 | 1 |
| | UNSUCCESSFUL | n/a | n/a | n/a | n/a | n/a | n/a | n/a | n/a | n/a | n/a | n/a | n/a | n/a | n/a | | | n/a | n/a | n/a |
| | TOTAL | 0 | 0.00 | 0 | 0.00 | 0 | 0.00 | 0 | 0.00 | 0 | 0.00 | 0 | 0.00 | 1 | 100.00 | | | 0 | 0.00 | 1 |
| **Unit/Subunit 16B** | | | | | | | | | | | | | | | | | | | | |
| | SUCCESSFUL | 4 | 36.36 | 0 | 0.00 | 0 | 0.00 | 0 | 0.00 | 7 | 63.64 | 0 | 0.00 | 0 | 0.00 | | | 0 | 0.00 | 11 |
| | UNSUCCESSFUL | n/a | n/a | n/a | n/a | n/a | n/a | n/a | n/a | n/a | n/a | n/a | n/a | n/a | n/a | | | n/a | n/a | n/a |
| | TOTAL | 4 | 36.36 | 0 | 0.00 | 0 | 0.00 | 0 | 0.00 | 7 | 63.64 | 0 | 0.00 | 0 | 0.00 | | | 0 | 0.00 | 11 |
| **TOTAL UNIT** | | | | | | | | | | | | | | | | | | | | |
| | SUCCESSFUL | 4 | 33.33 | 0 | 0.00 | 0 | 0.00 | 0 | 0.00 | 7 | 58.33 | 0 | 0.00 | 1 | 8.33 | | | 0 | 0.00 | 12 |
| | UNSUCCESSFUL | n/a | n/a | n/a | n/a | n/a | n/a | n/a | n/a | n/a | n/a | n/a | n/a | n/a | n/a | | | n/a | n/a | n/a |
| | TOTAL | 4 | 33.33 | 0 | 0.00 | 0 | 0.00 | 0 | 0.00 | 7 | 58.33 | 0 | 0.00 | 1 | 8.33 | | | 0 | 0.00 | 12 |

# 1992-93 TRANSPORTATION METHODS BY SPECIES: WOLVERINE

| UNIT | SUCCESS | AIRPLANE NUMBER | % | HORSE/ DOG TEAM NUMBER | % | BOAT NUMBER | % | 3-OR-4 WHEELER NUMBER | % | SNOWMACHINE NUMBER | % | OFF ROAD VEHICLE NUMBER | % | HIGHWAY VEHICLE NUMBER | % | WALKING (BEARS ONLY) NUMBER | % | UNKNOWN NUMBER | % | TOTAL NUMBER |
|---|---|---|---|---|---|---|---|---|---|---|---|---|---|---|---|---|---|---|---|---|
| **Unit 17** | | | | | | | | | | | | | | | | | | | | |
| **Unit/Subunit 17A** | | | | | | | | | | | | | | | | | | | | |
| | SUCCESSFUL | 0 | 0.00 | 0 | 0.00 | 0 | 0.00 | 0 | 0.00 | 3 | 100.00 | 0 | 0.00 | 0 | 0.00 | | | 0 | 0.00 | 3 |
| | UNSUCCESSFUL | n/a | n/a | n/a | n/a | n/a | n/a | n/a | n/a | n/a | n/a | n/a | n/a | n/a | n/a | | | n/a | n/a | n/a |
| | TOTAL | 0 | 0.00 | 0 | 0.00 | 0 | 0.00 | 0 | 0.00 | 3 | 100.00 | 0 | 0.00 | 0 | 0.00 | | | 0 | 0.00 | 3 |
| **Unit/Subunit 17B** | | | | | | | | | | | | | | | | | | | | |
| | SUCCESSFUL | 0 | 0.00 | 0 | 0.00 | 0 | 0.00 | 0 | 0.00 | 5 | 100.00 | 0 | 0.00 | 0 | 0.00 | | | 0 | 0.00 | 5 |
| | UNSUCCESSFUL | n/a | n/a | n/a | n/a | n/a | n/a | n/a | n/a | n/a | n/a | n/a | n/a | n/a | n/a | | | n/a | n/a | n/a |
| | TOTAL | 0 | 0.00 | 0 | 0.00 | 0 | 0.00 | 0 | 0.00 | 5 | 100.00 | 0 | 0.00 | 0 | 0.00 | | | 0 | 0.00 | 5 |
| **Unit/Subunit 17C** | | | | | | | | | | | | | | | | | | | | |
| | SUCCESSFUL | 0 | 0.00 | 0 | 0.00 | 0 | 0.00 | 0 | 0.00 | 2 | 100.00 | 0 | 0.00 | 0 | 0.00 | | | 0 | 0.00 | 2 |
| | UNSUCCESSFUL | n/a | n/a | n/a | n/a | n/a | n/a | n/a | n/a | n/a | n/a | n/a | n/a | n/a | n/a | | | n/a | n/a | n/a |
| | TOTAL | 0 | 0.00 | 0 | 0.00 | 0 | 0.00 | 0 | 0.00 | 2 | 100.00 | 0 | 0.00 | 0 | 0.00 | | | 0 | 0.00 | 2 |
| **TOTAL UNIT** | | | | | | | | | | | | | | | | | | | | |
| | SUCCESSFUL | 0 | 0.00 | 0 | 0.00 | 0 | 0.00 | 0 | 0.00 | 10 | 100.00 | 0 | 0.00 | 0 | 0.00 | | | 0 | 0.00 | 10 |
| | UNSUCCESSFUL | n/a | n/a | n/a | n/a | n/a | n/a | n/a | n/a | n/a | n/a | n/a | n/a | n/a | n/a | | | n/a | n/a | n/a |
| | TOTAL | 0 | 0.00 | 0 | 0.00 | 0 | 0.00 | 0 | 0.00 | 10 | 100.00 | 0 | 0.00 | 0 | 0.00 | | | 0 | 0.00 | 10 |
| **Unit 18** | | | | | | | | | | | | | | | | | | | | |
| **TOTAL UNIT** | | | | | | | | | | | | | | | | | | | | |
| | SUCCESSFUL | 0 | 0.00 | 0 | 0.00 | 0 | 0.00 | 0 | 0.00 | 8 | 100.00 | 0 | 0.00 | 0 | 0.00 | | | 0 | 0.00 | 8 |
| | UNSUCCESSFUL | n/a | n/a | n/a | n/a | n/a | n/a | n/a | n/a | n/a | n/a | n/a | n/a | n/a | n/a | | | n/a | n/a | n/a |
| | TOTAL | 0 | 0.00 | 0 | 0.00 | 0 | 0.00 | 0 | 0.00 | 8 | 100.00 | 0 | 0.00 | 0 | 0.00 | | | 0 | 0.00 | 8 |
| **Unit 19** | | | | | | | | | | | | | | | | | | | | |
| **Unit/Subunit 19A** | | | | | | | | | | | | | | | | | | | | |
| | SUCCESSFUL | 0 | 0.00 | 0 | 0.00 | 0 | 0.00 | 0 | 0.00 | 3 | 100.00 | 0 | 0.00 | 0 | 0.00 | | | 0 | 0.00 | 3 |
| | UNSUCCESSFUL | n/a | n/a | n/a | n/a | n/a | n/a | n/a | n/a | n/a | n/a | n/a | n/a | n/a | n/a | | | n/a | n/a | n/a |
| | TOTAL | 0 | 0.00 | 0 | 0.00 | 0 | 0.00 | 0 | 0.00 | 3 | 100.00 | 0 | 0.00 | 0 | 0.00 | | | 0 | 0.00 | 3 |
| **Unit/Subunit 19B** | | | | | | | | | | | | | | | | | | | | |
| | SUCCESSFUL | 3 | 20.00 | 0 | 0.00 | 0 | 0.00 | 0 | 0.00 | 12 | 80.00 | 0 | 0.00 | 0 | 0.00 | | | 0 | 0.00 | 15 |
| | UNSUCCESSFUL | n/a | n/a | n/a | n/a | n/a | n/a | n/a | n/a | n/a | n/a | n/a | n/a | n/a | n/a | | | n/a | n/a | n/a |
| | TOTAL | 3 | 20.00 | 0 | 0.00 | 0 | 0.00 | 0 | 0.00 | 12 | 80.00 | 0 | 0.00 | 0 | 0.00 | | | 0 | 0.00 | 15 |
| **Unit/Subunit 19C** | | | | | | | | | | | | | | | | | | | | |
| | SUCCESSFUL | 13 | 81.25 | 0 | 0.00 | 0 | 0.00 | 0 | 0.00 | 2 | 12.50 | 1 | 6.25 | 0 | 0.00 | | | 0 | 0.00 | 16 |
| | UNSUCCESSFUL | n/a | n/a | n/a | n/a | n/a | n/a | n/a | n/a | n/a | n/a | n/a | n/a | n/a | n/a | | | n/a | n/a | n/a |
| | TOTAL | 13 | 81.25 | 0 | 0.00 | 0 | 0.00 | 0 | 0.00 | 2 | 12.50 | 1 | 6.25 | 0 | 0.00 | | | 0 | 0.00 | 16 |
| **Unit/Subunit 19D** | | | | | | | | | | | | | | | | | | | | |
| | SUCCESSFUL | 4 | 66.67 | 0 | 0.00 | 0 | 0.00 | 0 | 0.00 | 2 | 33.33 | 0 | 0.00 | 0 | 0.00 | | | 0 | 0.00 | 6 |
| | UNSUCCESSFUL | n/a | n/a | n/a | n/a | n/a | n/a | n/a | n/a | n/a | n/a | n/a | n/a | n/a | n/a | | | n/a | n/a | n/a |
| | TOTAL | 4 | 66.67 | 0 | 0.00 | 0 | 0.00 | 0 | 0.00 | 2 | 33.33 | 0 | 0.00 | 0 | 0.00 | | | 0 | 0.00 | 6 |
| **Unit/Subunit 19Z** | | | | | | | | | | | | | | | | | | | | |
| | SUCCESSFUL | 0 | 0.00 | 0 | 0.00 | 0 | 0.00 | 0 | 0.00 | 1 | 100.00 | 0 | 0.00 | 0 | 0.00 | | | 0 | 0.00 | 1 |
| | UNSUCCESSFUL | n/a | n/a | n/a | n/a | n/a | n/a | n/a | n/a | n/a | n/a | n/a | n/a | n/a | n/a | | | n/a | n/a | n/a |
| | TOTAL | 0 | 0.00 | 0 | 0.00 | 0 | 0.00 | 0 | 0.00 | 1 | 100.00 | 0 | 0.00 | 0 | 0.00 | | | 0 | 0.00 | 1 |

# 1992-93 TRANSPORTATION METHODS BY SPECIES: WOLVERINE

| UNIT | SUCCESS | AIRPLANE NUMBER | % | HORSE/ DOG TEAM NUMBER | % | BOAT NUMBER | % | 3-OR-4 WHEELER NUMBER | % | SNOWMACHINE NUMBER | % | OFF ROAD VEHICLE NUMBER | % | HIGHWAY VEHICLE NUMBER | % | WALKING (BEARS ONLY) NUMBER | % | UNKNOWN NUMBER | % | TOTAL NUMBER |
|---|---|---|---|---|---|---|---|---|---|---|---|---|---|---|---|---|---|---|---|---|
| **Unit 19** | | | | | | | | | | | | | | | | | | | | |
| **TOTAL UNIT** | | | | | | | | | | | | | | | | | | | | |
| | SUCCESSFUL | 20 | 48.78 | 0 | 0.00 | 0 | 0.00 | 0 | 0.00 | 20 | 48.78 | 1 | 2.44 | 0 | 0.00 | | | 0 | 0.00 | 41 |
| | UNSUCCESSFUL | n/a | n/a | n/a | n/a | n/a | n/a | n/a | n/a | n/a | n/a | n/a | n/a | n/a | n/a | | | n/a | n/a | n/a |
| | TOTAL | 20 | 48.78 | 0 | 0.00 | 0 | 0.00 | 0 | 0.00 | 20 | 48.78 | 1 | 2.44 | 0 | 0.00 | | | 0 | 0.00 | 41 |
| **Unit 20** | | | | | | | | | | | | | | | | | | | | |
| **Unit/Subunit 20A** | | | | | | | | | | | | | | | | | | | | |
| | SUCCESSFUL | 0 | 0.00 | 0 | 0.00 | 0 | 0.00 | 0 | 0.00 | 6 | 85.71 | 0 | 0.00 | 1 | 14.29 | | | 0 | 0.00 | 7 |
| | UNSUCCESSFUL | n/a | n/a | n/a | n/a | n/a | n/a | n/a | n/a | n/a | n/a | n/a | n/a | n/a | n/a | | | n/a | n/a | n/a |
| | TOTAL | 0 | 0.00 | 0 | 0.00 | 0 | 0.00 | 0 | 0.00 | 6 | 85.71 | 0 | 0.00 | 1 | 14.29 | | | 0 | 0.00 | 7 |
| **Unit/Subunit 20B** | | | | | | | | | | | | | | | | | | | | |
| | SUCCESSFUL | 0 | 0.00 | 0 | 0.00 | 0 | 0.00 | 0 | 0.00 | 5 | 100.00 | 0 | 0.00 | 0 | 0.00 | | | 0 | 0.00 | 5 |
| | UNSUCCESSFUL | n/a | n/a | n/a | n/a | n/a | n/a | n/a | n/a | n/a | n/a | n/a | n/a | n/a | n/a | | | n/a | n/a | n/a |
| | TOTAL | 0 | 0.00 | 0 | 0.00 | 0 | 0.00 | 0 | 0.00 | 5 | 100.00 | 0 | 0.00 | 0 | 0.00 | | | 0 | 0.00 | 5 |
| **Unit/Subunit 20C** | | | | | | | | | | | | | | | | | | | | |
| | SUCCESSFUL | 1 | 50.00 | 1 | 50.00 | 0 | 0.00 | 0 | 0.00 | 0 | 0.00 | 0 | 0.00 | 0 | 0.00 | | | 0 | 0.00 | 2 |
| | UNSUCCESSFUL | n/a | n/a | n/a | n/a | n/a | n/a | n/a | n/a | n/a | n/a | n/a | n/a | n/a | n/a | | | n/a | n/a | n/a |
| | TOTAL | 1 | 50.00 | 1 | 50.00 | 0 | 0.00 | 0 | 0.00 | 0 | 0.00 | 0 | 0.00 | 0 | 0.00 | | | 0 | 0.00 | 2 |
| **Unit/Subunit 20D** | | | | | | | | | | | | | | | | | | | | |
| | SUCCESSFUL | 1 | 16.67 | 0 | 0.00 | 0 | 0.00 | 0 | 0.00 | 5 | 83.33 | 0 | 0.00 | 0 | 0.00 | | | 0 | 0.00 | 6 |
| | UNSUCCESSFUL | n/a | n/a | n/a | n/a | n/a | n/a | n/a | n/a | n/a | n/a | n/a | n/a | n/a | n/a | | | n/a | n/a | n/a |
| | TOTAL | 1 | 16.67 | 0 | 0.00 | 0 | 0.00 | 0 | 0.00 | 5 | 83.33 | 0 | 0.00 | 0 | 0.00 | | | 0 | 0.00 | 6 |
| **Unit/Subunit 20E** | | | | | | | | | | | | | | | | | | | | |
| | SUCCESSFUL | 0 | 0.00 | 0 | 0.00 | 0 | 0.00 | 0 | 0.00 | 4 | 100.00 | 0 | 0.00 | 0 | 0.00 | | | 0 | 0.00 | 4 |
| | UNSUCCESSFUL | n/a | n/a | n/a | n/a | n/a | n/a | n/a | n/a | n/a | n/a | n/a | n/a | n/a | n/a | | | n/a | n/a | n/a |
| | TOTAL | 0 | 0.00 | 0 | 0.00 | 0 | 0.00 | 0 | 0.00 | 4 | 100.00 | 0 | 0.00 | 0 | 0.00 | | | 0 | 0.00 | 4 |
| **Unit/Subunit 20F** | | | | | | | | | | | | | | | | | | | | |
| | SUCCESSFUL | 0 | 0.00 | 0 | 0.00 | 0 | 0.00 | 0 | 0.00 | 3 | 100.00 | 0 | 0.00 | 0 | 0.00 | | | 0 | 0.00 | 3 |
| | UNSUCCESSFUL | n/a | n/a | n/a | n/a | n/a | n/a | n/a | n/a | n/a | n/a | n/a | n/a | n/a | n/a | | | n/a | n/a | n/a |
| | TOTAL | 0 | 0.00 | 0 | 0.00 | 0 | 0.00 | 0 | 0.00 | 3 | 100.00 | 0 | 0.00 | 0 | 0.00 | | | 0 | 0.00 | 3 |
| **TOTAL UNIT** | | | | | | | | | | | | | | | | | | | | |
| | SUCCESSFUL | 2 | 7.41 | 1 | 3.70 | 0 | 0.00 | 0 | 0.00 | 23 | 85.19 | 0 | 0.00 | 1 | 3.70 | | | 0 | 0.00 | 27 |
| | UNSUCCESSFUL | n/a | n/a | n/a | n/a | n/a | n/a | n/a | n/a | n/a | n/a | n/a | n/a | n/a | n/a | | | n/a | n/a | n/a |
| | TOTAL | 2 | 7.41 | 1 | 3.70 | 0 | 0.00 | 0 | 0.00 | 23 | 85.19 | 0 | 0.00 | 1 | 3.70 | | | 0 | 0.00 | 27 |
| **Unit 21** | | | | | | | | | | | | | | | | | | | | |
| **Unit/Subunit 21B** | | | | | | | | | | | | | | | | | | | | |
| | SUCCESSFUL | 0 | 0.00 | 0 | 0.00 | 0 | 0.00 | 0 | 0.00 | 1 | 100.00 | 0 | 0.00 | 0 | 0.00 | | | 0 | 0.00 | 1 |
| | UNSUCCESSFUL | n/a | n/a | n/a | n/a | n/a | n/a | n/a | n/a | n/a | n/a | n/a | n/a | n/a | n/a | | | n/a | n/a | n/a |
| | TOTAL | 0 | 0.00 | 0 | 0.00 | 0 | 0.00 | 0 | 0.00 | 1 | 100.00 | 0 | 0.00 | 0 | 0.00 | | | 0 | 0.00 | 1 |
| **Unit/Subunit 21D** | | | | | | | | | | | | | | | | | | | | |
| | SUCCESSFUL | 0 | 0.00 | 0 | 0.00 | 0 | 0.00 | 0 | 0.00 | 5 | 100.00 | 0 | 0.00 | 0 | 0.00 | | | 0 | 0.00 | 5 |
| | UNSUCCESSFUL | n/a | n/a | n/a | n/a | n/a | n/a | n/a | n/a | n/a | n/a | n/a | n/a | n/a | n/a | | | n/a | n/a | n/a |
| | TOTAL | 0 | 0.00 | 0 | 0.00 | 0 | 0.00 | 0 | 0.00 | 5 | 100.00 | 0 | 0.00 | 0 | 0.00 | | | 0 | 0.00 | 5 |

# 1992-93 TRANSPORTATION METHODS BY SPECIES: WOLVERINE

| UNIT | SUCCESS | AIRPLANE NUMBER | % | HORSE/ DOG TEAM NUMBER | % | BOAT NUMBER | % | 3-OR-4 WHEELER NUMBER | % | SNOWMACHINE NUMBER | % | OFF ROAD VEHICLE NUMBER | % | HIGHWAY VEHICLE NUMBER | % | WALKING (BEARS ONLY) NUMBER | % | UNKNOWN NUMBER | % | TOTAL NUMBER |
|---|---|---|---|---|---|---|---|---|---|---|---|---|---|---|---|---|---|---|---|---|
| **Unit 21** | | | | | | | | | | | | | | | | | | | | |
| **Unit/Subunit 21E** | | | | | | | | | | | | | | | | | | | | |
| | SUCCESSFUL | 0 | 0.00 | 0 | 0.00 | 0 | 0.00 | 0 | 0.00 | 2 | 100.00 | 0 | 0.00 | 0 | 0.00 | | | 0 | 0.00 | 2 |
| | UNSUCCESSFUL | n/a | n/a | n/a | n/a | n/a | n/a | n/a | n/a | n/a | n/a | n/a | n/a | n/a | n/a | | | n/a | n/a | n/a |
| | TOTAL | 0 | 0.00 | 0 | 0.00 | 0 | 0.00 | 0 | 0.00 | 2 | 100.00 | 0 | 0.00 | 0 | 0.00 | | | 0 | 0.00 | 2 |
| **TOTAL UNIT** | | | | | | | | | | | | | | | | | | | | |
| | SUCCESSFUL | 0 | 0.00 | 0 | 0.00 | 0 | 0.00 | 0 | 0.00 | 8 | 100.00 | 0 | 0.00 | 0 | 0.00 | | | 0 | 0.00 | 8 |
| | UNSUCCESSFUL | n/a | n/a | n/a | n/a | n/a | n/a | n/a | n/a | n/a | n/a | n/a | n/a | n/a | n/a | | | n/a | n/a | n/a |
| | TOTAL | 0 | 0.00 | 0 | 0.00 | 0 | 0.00 | 0 | 0.00 | 8 | 100.00 | 0 | 0.00 | 0 | 0.00 | | | 0 | 0.00 | 8 |
| **Unit 22** | | | | | | | | | | | | | | | | | | | | |
| **Unit/Subunit 22A** | | | | | | | | | | | | | | | | | | | | |
| | SUCCESSFUL | 0 | 0.00 | 0 | 0.00 | 0 | 0.00 | 0 | 0.00 | 3 | 100.00 | 0 | 0.00 | 0 | 0.00 | | | 0 | 0.00 | 3 |
| | UNSUCCESSFUL | n/a | n/a | n/a | n/a | n/a | n/a | n/a | n/a | n/a | n/a | n/a | n/a | n/a | n/a | | | n/a | n/a | n/a |
| | TOTAL | 0 | 0.00 | 0 | 0.00 | 0 | 0.00 | 0 | 0.00 | 3 | 100.00 | 0 | 0.00 | 0 | 0.00 | | | 0 | 0.00 | 3 |
| **Unit/Subunit 22B** | | | | | | | | | | | | | | | | | | | | |
| | SUCCESSFUL | 0 | 0.00 | 0 | 0.00 | 0 | 0.00 | 0 | 0.00 | 10 | 100.00 | 0 | 0.00 | 0 | 0.00 | | | 0 | 0.00 | 10 |
| | UNSUCCESSFUL | n/a | n/a | n/a | n/a | n/a | n/a | n/a | n/a | n/a | n/a | n/a | n/a | n/a | n/a | | | n/a | n/a | n/a |
| | TOTAL | 0 | 0.00 | 0 | 0.00 | 0 | 0.00 | 0 | 0.00 | 10 | 100.00 | 0 | 0.00 | 0 | 0.00 | | | 0 | 0.00 | 10 |
| **Unit/Subunit 22C** | | | | | | | | | | | | | | | | | | | | |
| | SUCCESSFUL | 0 | 0.00 | 0 | 0.00 | 0 | 0.00 | 0 | 0.00 | 7 | 100.00 | 0 | 0.00 | 0 | 0.00 | | | 0 | 0.00 | 7 |
| | UNSUCCESSFUL | n/a | n/a | n/a | n/a | n/a | n/a | n/a | n/a | n/a | n/a | n/a | n/a | n/a | n/a | | | n/a | n/a | n/a |
| | TOTAL | 0 | 0.00 | 0 | 0.00 | 0 | 0.00 | 0 | 0.00 | 7 | 100.00 | 0 | 0.00 | 0 | 0.00 | | | 0 | 0.00 | 7 |
| **Unit/Subunit 22D** | | | | | | | | | | | | | | | | | | | | |
| | SUCCESSFUL | 0 | 0.00 | 0 | 0.00 | 0 | 0.00 | 0 | 0.00 | 3 | 100.00 | 0 | 0.00 | 0 | 0.00 | | | 0 | 0.00 | 3 |
| | UNSUCCESSFUL | n/a | n/a | n/a | n/a | n/a | n/a | n/a | n/a | n/a | n/a | n/a | n/a | n/a | n/a | | | n/a | n/a | n/a |
| | TOTAL | 0 | 0.00 | 0 | 0.00 | 0 | 0.00 | 0 | 0.00 | 3 | 100.00 | 0 | 0.00 | 0 | 0.00 | | | 0 | 0.00 | 3 |
| **Unit/Subunit 22E** | | | | | | | | | | | | | | | | | | | | |
| | SUCCESSFUL | 0 | 0.00 | 0 | 0.00 | 0 | 0.00 | 0 | 0.00 | 1 | 100.00 | 0 | 0.00 | 0 | 0.00 | | | 0 | 0.00 | 1 |
| | UNSUCCESSFUL | n/a | n/a | n/a | n/a | n/a | n/a | n/a | n/a | n/a | n/a | n/a | n/a | n/a | n/a | | | n/a | n/a | n/a |
| | TOTAL | 0 | 0.00 | 0 | 0.00 | 0 | 0.00 | 0 | 0.00 | 1 | 100.00 | 0 | 0.00 | 0 | 0.00 | | | 0 | 0.00 | 1 |
| **TOTAL UNIT** | | | | | | | | | | | | | | | | | | | | |
| | SUCCESSFUL | 0 | 0.00 | 0 | 0.00 | 0 | 0.00 | 0 | 0.00 | 24 | 100.00 | 0 | 0.00 | 0 | 0.00 | | | 0 | 0.00 | 24 |
| | UNSUCCESSFUL | n/a | n/a | n/a | n/a | n/a | n/a | n/a | n/a | n/a | n/a | n/a | n/a | n/a | n/a | | | n/a | n/a | n/a |
| | TOTAL | 0 | 0.00 | 0 | 0.00 | 0 | 0.00 | 0 | 0.00 | 24 | 100.00 | 0 | 0.00 | 0 | 0.00 | | | 0 | 0.00 | 24 |
| **Unit 23** | | | | | | | | | | | | | | | | | | | | |
| **TOTAL UNIT** | | | | | | | | | | | | | | | | | | | | |
| | SUCCESSFUL | 0 | 0.00 | 0 | 0.00 | 0 | 0.00 | 0 | 0.00 | 36 | 100.00 | 0 | 0.00 | 0 | 0.00 | | | 0 | 0.00 | 36 |
| | UNSUCCESSFUL | n/a | n/a | n/a | n/a | n/a | n/a | n/a | n/a | n/a | n/a | n/a | n/a | n/a | n/a | | | n/a | n/a | n/a |
| | TOTAL | 0 | 0.00 | 0 | 0.00 | 0 | 0.00 | 0 | 0.00 | 36 | 100.00 | 0 | 0.00 | 0 | 0.00 | | | 0 | 0.00 | 36 |

# 1992-93 TRANSPORTATION METHODS BY SPECIES: WOLVERINE

| UNIT | SUCCESS | AIRPLANE NUMBER | AIRPLANE % | HORSE/ DOG TEAM NUMBER | HORSE/ DOG TEAM % | BOAT NUMBER | BOAT % | 3-OR-4 WHEELER NUMBER | 3-OR-4 WHEELER % | SNOWMACHINE NUMBER | SNOWMACHINE % | OFF ROAD VEHICLE NUMBER | OFF ROAD VEHICLE % | HIGHWAY VEHICLE NUMBER | HIGHWAY VEHICLE % | WALKING (BEARS ONLY) NUMBER | WALKING (BEARS ONLY) % | UNKNOWN NUMBER | UNKNOWN % | TOTAL NUMBER |
|---|---|---|---|---|---|---|---|---|---|---|---|---|---|---|---|---|---|---|---|---|
| **Unit 24** | | | | | | | | | | | | | | | | | | | | |
| **TOTAL UNIT** | | | | | | | | | | | | | | | | | | | | |
| | SUCCESSFUL | 1 | 12.50 | 0 | 0.00 | 0 | 0.00 | 2 | 25.00 | 5 | 62.50 | 0 | 0.00 | 0 | 0.00 | | | 0 | 0.00 | 8 |
| | UNSUCCESSFUL | n/a | n/a | n/a | n/a | n/a | n/a | n/a | n/a | n/a | n/a | n/a | n/a | n/a | n/a | | | n/a | n/a | n/a |
| | TOTAL | 1 | 12.50 | 0 | 0.00 | 0 | 0.00 | 2 | 25.00 | 5 | 62.50 | 0 | 0.00 | 0 | 0.00 | | | 0 | 0.00 | 8 |
| **Unit 25** | | | | | | | | | | | | | | | | | | | | |
| **Unit/Subunit 25A** | | | | | | | | | | | | | | | | | | | | |
| | SUCCESSFUL | 1 | 6.25 | 0 | 0.00 | 0 | 0.00 | 0 | 0.00 | 15 | 93.75 | 0 | 0.00 | 0 | 0.00 | | | 0 | 0.00 | 16 |
| | UNSUCCESSFUL | n/a | n/a | n/a | n/a | n/a | n/a | n/a | n/a | n/a | n/a | n/a | n/a | n/a | n/a | | | n/a | n/a | n/a |
| | TOTAL | 1 | 6.25 | 0 | 0.00 | 0 | 0.00 | 0 | 0.00 | 15 | 93.75 | 0 | 0.00 | 0 | 0.00 | | | 0 | 0.00 | 16 |
| **Unit/Subunit 25B** | | | | | | | | | | | | | | | | | | | | |
| | SUCCESSFUL | 0 | 0.00 | 4 | 36.36 | 0 | 0.00 | 0 | 0.00 | 7 | 63.64 | 0 | 0.00 | 0 | 0.00 | | | 0 | 0.00 | 11 |
| | UNSUCCESSFUL | n/a | n/a | n/a | n/a | n/a | n/a | n/a | n/a | n/a | n/a | n/a | n/a | n/a | n/a | | | n/a | n/a | n/a |
| | TOTAL | 0 | 0.00 | 4 | 36.36 | 0 | 0.00 | 0 | 0.00 | 7 | 63.64 | 0 | 0.00 | 0 | 0.00 | | | 0 | 0.00 | 11 |
| **Unit/Subunit 25C** | | | | | | | | | | | | | | | | | | | | |
| | SUCCESSFUL | 1 | 50.00 | 0 | 0.00 | 0 | 0.00 | 0 | 0.00 | 1 | 50.00 | 0 | 0.00 | 0 | 0.00 | | | 0 | 0.00 | 2 |
| | UNSUCCESSFUL | n/a | n/a | n/a | n/a | n/a | n/a | n/a | n/a | n/a | n/a | n/a | n/a | n/a | n/a | | | n/a | n/a | n/a |
| | TOTAL | 1 | 50.00 | 0 | 0.00 | 0 | 0.00 | 0 | 0.00 | 1 | 50.00 | 0 | 0.00 | 0 | 0.00 | | | 0 | 0.00 | 2 |
| **Unit/Subunit 25D** | | | | | | | | | | | | | | | | | | | | |
| | SUCCESSFUL | 1 | 25.00 | 0 | 0.00 | 0 | 0.00 | 0 | 0.00 | 3 | 75.00 | 0 | 0.00 | 0 | 0.00 | | | 0 | 0.00 | 4 |
| | UNSUCCESSFUL | n/a | n/a | n/a | n/a | n/a | n/a | n/a | n/a | n/a | n/a | n/a | n/a | n/a | n/a | | | n/a | n/a | n/a |
| | TOTAL | 1 | 25.00 | 0 | 0.00 | 0 | 0.00 | 0 | 0.00 | 3 | 75.00 | 0 | 0.00 | 0 | 0.00 | | | 0 | 0.00 | 4 |
| **TOTAL UNIT** | | | | | | | | | | | | | | | | | | | | |
| | SUCCESSFUL | 3 | 9.09 | 4 | 12.12 | 0 | 0.00 | 0 | 0.00 | 26 | 78.79 | 0 | 0.00 | 0 | 0.00 | | | 0 | 0.00 | 33 |
| | UNSUCCESSFUL | n/a | n/a | n/a | n/a | n/a | n/a | n/a | n/a | n/a | n/a | n/a | n/a | n/a | n/a | | | n/a | n/a | n/a |
| | TOTAL | 3 | 9.09 | 4 | 12.12 | 0 | 0.00 | 0 | 0.00 | 26 | 78.79 | 0 | 0.00 | 0 | 0.00 | | | 0 | 0.00 | 33 |
| **Unit 26** | | | | | | | | | | | | | | | | | | | | |
| **Unit/Subunit 26A** | | | | | | | | | | | | | | | | | | | | |
| | SUCCESSFUL | 3 | 37.50 | 0 | 0.00 | 0 | 0.00 | 0 | 0.00 | 5 | 62.50 | 0 | 0.00 | 0 | 0.00 | | | 0 | 0.00 | 8 |
| | UNSUCCESSFUL | n/a | n/a | n/a | n/a | n/a | n/a | n/a | n/a | n/a | n/a | n/a | n/a | n/a | n/a | | | n/a | n/a | n/a |
| | TOTAL | 3 | 37.50 | 0 | 0.00 | 0 | 0.00 | 0 | 0.00 | 5 | 62.50 | 0 | 0.00 | 0 | 0.00 | | | 0 | 0.00 | 8 |
| **Unit/Subunit 26B** | | | | | | | | | | | | | | | | | | | | |
| | SUCCESSFUL | 1 | 50.00 | 0 | 0.00 | 0 | 0.00 | 0 | 0.00 | 1 | 50.00 | 0 | 0.00 | 0 | 0.00 | | | 0 | 0.00 | 2 |
| | UNSUCCESSFUL | n/a | n/a | n/a | n/a | n/a | n/a | n/a | n/a | n/a | n/a | n/a | n/a | n/a | n/a | | | n/a | n/a | n/a |
| | TOTAL | 1 | 50.00 | 0 | 0.00 | 0 | 0.00 | 0 | 0.00 | 1 | 50.00 | 0 | 0.00 | 0 | 0.00 | | | 0 | 0.00 | 2 |
| **Unit/Subunit 26C** | | | | | | | | | | | | | | | | | | | | |
| | SUCCESSFUL | 0 | 0.00 | 0 | 0.00 | 0 | 0.00 | 0 | 0.00 | 1 | 100.00 | 0 | 0.00 | 0 | 0.00 | | | 0 | 0.00 | 1 |
| | UNSUCCESSFUL | n/a | n/a | n/a | n/a | n/a | n/a | n/a | n/a | n/a | n/a | n/a | n/a | n/a | n/a | | | n/a | n/a | n/a |
| | TOTAL | 0 | 0.00 | 0 | 0.00 | 0 | 0.00 | 0 | 0.00 | 1 | 100.00 | 0 | 0.00 | 0 | 0.00 | | | 0 | 0.00 | 1 |

# 1992-93 TRANSPORTATION METHODS BY SPECIES: WOLVERINE

| UNIT | SUCCESS | AIRPLANE NUMBER | AIRPLANE % | HORSE/ DOG TEAM NUMBER | HORSE/ DOG TEAM % | BOAT NUMBER | BOAT % | 3-OR-4 WHEELER NUMBER | 3-OR-4 WHEELER % | SNOWMACHINE NUMBER | SNOWMACHINE % | OFF ROAD VEHICLE NUMBER | OFF ROAD VEHICLE % | HIGHWAY VEHICLE NUMBER | HIGHWAY VEHICLE % | WALKING (BEARS ONLY) NUMBER | WALKING (BEARS ONLY) % | UNKNOWN NUMBER | UNKNOWN % | TOTAL NUMBER |
|---|---|---|---|---|---|---|---|---|---|---|---|---|---|---|---|---|---|---|---|---|
| **Unit 26** | | | | | | | | | | | | | | | | | | | | |
| **TOTAL UNIT** | | | | | | | | | | | | | | | | | | | | |
| | SUCCESSFUL | 4 | 36.36 | 0 | 0.00 | 0 | 0.00 | 0 | 0.00 | 7 | 63.64 | 0 | 0.00 | 0 | 0.00 | | | 0 | 0.00 | 11 |
| | UNSUCCESSFUL | n/a | n/a | n/a | n/a | n/a | n/a | n/a | n/a | n/a | n/a | n/a | n/a | n/a | n/a | | | n/a | n/a | n/a |
| | TOTAL | 4 | 36.36 | 0 | 0.00 | 0 | 0.00 | 0 | 0.00 | 7 | 63.64 | 0 | 0.00 | 0 | 0.00 | | | 0 | 0.00 | 11 |
| **TOTAL STATEWIDE** | | | | | | | | | | | | | | | | | | | | |
| | SUCCESSFUL | 45 | 12.75 | 9 | 2.55 | 4 | 1.13 | 7 | 1.98 | 270 | 76.49 | 1 | 0.28 | 15 | 4.25 | | | 2 | 0.57 | 353 |
| | UNSUCCESSFUL | n/a | n/a | n/a | n/a | n/a | n/a | n/a | n/a | n/a | n/a | n/a | n/a | n/a | n/a | | | n/a | n/a | n/a |
| | TOTAL | 45 | 12.75 | 9 | 2.55 | 4 | 1.13 | 7 | 1.98 | 270 | 76.49 | 1 | 0.28 | 15 | 4.25 | | | 2 | 0.57 | 353 |

# 1992-93 REGULATIONS AND SEASONS



# 1992-93 ALASKA HUNTING AND TRAPPING REGULATIONS AND SEASONS

The Regulations and Seasons section of this book lists all hunting and trapping seasons open in Alaska during regulatory year 1992-93. The descriptions of the seasons, bag limits, hunt areas, and methods and means are the same as those listed in *Alaska Game Regulations, no. 33, effective July 1, 1992 - June 30, 1993.*

However,
**The *season dates*, defined hunt areas and/or bag limits *have been adjusted to reflect actual opening and closing dates*, boundary changes or hunt conditions as mandated by Emergency Orders issued by state biologists.**

Adjustment of season lengths is only one method by which harvest levels may be manipulated from year to year. When comparing differences in harvest levels between years, possible differences in season lengths, size and location of hunt areas, bag limits, and methods and means should be kept in mind. For a more detailed discussion of the limitations of multi-year comparisons, please refer to the *Introduction/How To Use This Book* section.

## *BEAVER -- TRAPPING*

| Game Management Unit and Bag Limits | Subsistence/ Resident Open Seasons | Nonresident Open Seasons |
|---|---|---|
| **Units 1** (except 1(D)), **2, 3** (except Mitkof Island), **and 4** (that portion east of Chatham Strait). Trapping restricted in a portion of the area<br>No limit | Dec. 1--May 15 | Dec. 1--May 15 |
| **Unit 1(D)** | No open season | No open season |
| **Unit 3**, Mitkof Island<br>No limit | Dec. 1--April 15 | Dec. 1--April 15 |
| **Unit 4** (that portion west of Chatham Strait) | No open season | No open season |
| **Unit 5**<br>No limit | Nov. 10--May 15 | Nov. 10--May 15 |
| **Unit 6, 7, and 15.** Trapping restricted in a portion of the area<br>Twenty per season | Dec. 1--Mar. 31 | Dec. 1--Mar. 31 |
| **Units 8, 11, 14(A), 14(B), and 16**<br>Thirty per season | Nov. 10--Apr. 30 | Nov. 10--Apr. 30 |
| **Unit 9.** Trapping restricted in a portion of the area<br>Forty per season | Jan. 1--Mar. 31 | Jan. 1--Mar. 31 |
| **Units 10 and 26** | No open season | No open season |
| **Unit 12**<br>Fifteen per season | Nov. 1--Apr. 15 | Nov. 1--Apr. 15 |
| **Unit 13**<br>Thirty per season | Oct. 10--Apr. 30 | Oct. 10--Apr. 30 |
| **Unit 14(C)**, that portion within the drainages of Glacier Creek, Kern Creek, Peterson Creek, and Twentymile River and the drainages of Knik River outside Chugach State Park<br>Twenty per season | Dec. 1--Apr. 15 | Dec. 1--Apr. 15 |
| **Remainder of Unit 14(C)** | No open season | No open season |
| **Unit 17(A).** Trapping restricted in a portion of the area<br>Twenty per season | Jan. 1--Jan. 31 | Jan. 1--Jan. 31 |
| **Units 17(B) and 17(C)**<br>Twenty per season | Jan. 1--Feb. 28 | Jan. 1--Feb. 28 |
| **Unit 18**<br>No limit | Nov. 1--June 10 | Nov. 1--June 10 |
| **Units 19, 21, (except 21(E)) and 24**<br>No limit | Nov. 1--Apr. 15 | Nov. 1--Apr. 15 |
| **Unit 21(E)**<br>No limit | Nov. 1--June 1 | Nov. 1--June 1 |
| **Unit 20(A)**<br>Twenty five per season | Nov. 1--Apr. 15 | Nov. 1--Apr. 15 |

## *BEAVER -- TRAPPING*

| | | |
|---|---|---|
| **Unit 20(B)**, that portion of the Chena River downstream from its confluence with the Little Chena River, and Badger (Piledriver) Slough downstream from Plack Road | No open season | No open season |
| **Remainder of Unit 20(B), and Units 20(C), 20(E), and that portion of Unit 20(D)** draining into the north bank of the Tanana River, including the islands in the Tanana River<br>Twenty five per season | Nov. 1--Apr. 15 | Nov. 1--Apr. 15 |
| **Remainder of Unit 20(D)**<br>Fifteen per season | Feb. 1--Apr. 15 | Feb. 1--Apr. 15 |
| **Units 20(F) and 25 (except Unit 25(C))**<br>Fifty per season | Nov. 1--Apr. 15 | Nov. 1--Apr. 15 |
| **Units 22(A) and 22(B)**<br>Fifty per season | Nov. 1--June 10 | Nov. 1--June 10 |
| **Remainder of Unit 22**<br>Fifty per season | Nov. 1--Apr. 15 | Nov. 1--Apr. 15 |
| **Unit 23**, the Kobuk and Selawik River drainages<br>Fifty per season | Nov. 1--June 10 | Nov. 1--June 10 |
| **Remainder of Unit 23**<br>Thirty per season | Nov. 1--June 10 | Nov. 1--June 10 |
| **Unit 25(C)**<br>Twenty five per season | Nov. 1--Apr. 15 | Nov. 1--Apr. 15 |

## *BISON*

| **Game Management Unit and Bag Limits** | **Subsistence/ Resident Open Seasons** | **Nonresident Open Seasons** |
|---|---|---|
| **Unit 11**, drainages of the Chitina River east of the Chakina River and south and east of the Nizina River | No open season | No open season |
| **Unit 11**, east of the Copper River, south of the Nadina River, Nadina Glacier, and Sanford Glacier, and west of a line from Mount Sanford to Mount Wrangell to Long Glacier, and west of the Kotsina River | No open season | No open season |
| **Unit 19**<br>One bison every 5 reg. years by drawing permit only. Up to 100 permits may be issued | Aug. 22--Sep. 30<br>Mar. 1--Mar. 31 | Aug. 22--Sep. 30<br>Mar. 1--Mar. 31 |
| **Unit 20(D)**<br>One bison every 5 reg. years by drawing permit only. Up to 100 permits may be issued. | Oct. 7--Mar. 31 | Oct. 7--Mar. 31 |

## *BLACK BEAR*

| Game Management Unit and Bag Limits | Subsistence/ Resident Open Seasons | Nonresident Open Seasons |
|---|---|---|
| **Units 1, 2, 3, and 5** | | |
| **SUBSISTENCE/RESIDENT HUNTERS:** Two bears, not more than one of which may be a blue or glacier bear | Sep. 1--June 30 | |
| **NONRESIDENT HUNTERS:** One bear | | Sep. 1--June 30 |
| **Unit 6** One bear | Sept. 1--June 30 | Sept. 1--June 30 |
| **Units 7, 9, 11--13 and 15--26** Three bears | No closed season | No closed season |
| **Unit 14(A)** One bear | Sept. 1--May 25 | Sept. 1--May 25 |
| **Remainder of Unit 14** One bear. See special restrictions in Chugach State Park | No closed season | No closed season |

## *BRANT*

| Game Management Unit and Bag Limits | Subsistence/ Resident Open Seasons | Nonresident Open Seasons |
|---|---|---|
| **Units 1-7, 9, 10 (Unimak Island only) and 11-26** Two a day, four in possession | Sep. 1--Dec. 16 | Sep. 1--Dec. 16 |
| **Units 8 and 10 (except Unimak Island)** Two a day, four in possession | Oct. 8--Jan. 22 | Oct. 8--Jan. 22 |

## *BROWN BEAR and GRIZZLY BEAR*

| Game Management Unit and Bag Limits | Subsistence/ Resident Open Seasons | Nonresident Open Seasons |
|---|---|---|
| **Unit 1** One bear every four regulatory years by registration permit only | Sep. 15--Dec. 31<br>Mar. 15--May 31 | Sep. 15--Dec. 31<br>Mar. 15--May 31 |
| **Units 2 and 3** | No open season | No open season |
| **Unit 4,** Chichagof Island south and west of a line which follows the crest of the island from Rock Point (58° N. lat., 136° 21 'W. long.), to Rodgers Point (57° 35 'N. lat., 135° 33' W. long.), including Yakobi and other adjacent islands; Baranof Island south and west of a line which follows the crest of the island from Nismeni Point (57° 34' N. lat., 135° 25' W. long.), to the entrance of Gut Bay (56° 44' N. lat., 134° 38' W. long.), including the drainages into Gut Bay and including Kruzof and other adjacent islands<br>One bear every four regulatory years by registration permit only. Evidence of sex required | Sep. 15--Dec. 31<br>Mar. 15--May 31 | Sep. 15--Dec. 31<br>Mar. 15--May 31 |

## *BROWN BEAR*

| | | |
|---|---|---|
| **Unit 4,** that portion in the Northeast Chichagof Controlled Use Area<br>One bear every four regulatory years by registration permit only | Mar. 15--May 20 | Mar. 15--May 20 |
| **Remainder of Unit 4**<br>One bear every four regulatory years by registration permit only | Sep. 15--Dec. 31<br>Mar. 15--May 20 | Sep. 15--Dec. 31<br>Mar. 15--May 20 |
| **Unit 5**<br>One bear every four regulatory years | Sep. 1--May 31 | Sep. 1--May 31 |
| **Unit 6,** Montague Island<br>One bear every four regulatory years | Apr. 1--May 15 | Apr. 1--May 15 |
| **Remainder of Unit 6**<br>One bear every four regulatory years | Oct. 1--May 31 | Oct. 1--May 31 |
| **Units 7 and 15**<br>One bear every four regulatory years | Sep. 15--Oct. 15<br>May 10--May 25 | Sep. 15--Oct. 15<br>May 10--May 25 |
| **Unit 8,** that portion of Kodiak Island east of a line from the mouth of Saltery Creek to Crag Point, and Spruce Island<br>One bear every four regulatory years by registration permit only | Oct. 25--Nov. 30<br>Apr. 1--May 15 | Oct. 25--Nov. 30<br>Apr. 1--May 15 |
| **Remainder of Unit 8**<br>One bear every four regulatory years, by permit only. Residents, and nonresidents accompanied by residents within the second degree of kindred, may take bear by drawing permit only; nonresidents guided by a registered, master or Class A assistant guide may take bear by registration permit only | Oct. 25--Nov. 30<br>Apr. 1--May 15 | Oct. 25--Nov. 30<br>Apr. 1--May 15 |
| **Unit 9(A),** those drainages into Kamishak Bay from Contact Point to the McNeil River State Game Sanctuary including adjacent tidelands<br>One bear every four regulatory years by registration permit only. Note: these areas are only open in the fall of odd-numbered years and the spring of even-numbered years | Oct. 1--Oct. 21<br>May 10--May 25 | Oct. 1--Oct. 21<br>May 10--May 25 |
| **Remainder of Unit 9(A)**<br>One bear every four regulatory years. Note: these areas are only open in the fall of odd-numbered years and the spring of even-numbered years | Oct. 1--Oct. 21<br>May 10--May 25 | Oct. 1--Oct. 21<br>May 10--May 25 |
| **Unit 9(B)**<br>One bear every four regulatory years. Note: these areas are only open in the fall of odd-numbered years and the spring of even-numbered years | Oct. 1--Oct. 21<br>May 10--May 25 | Oct. 1--Oct. 21<br>May 10--May 25 |
| **Unit 9(C),** that portion of the Naknek River drainage within the Big Creek drainage<br>One bear every four regulatory years by registration permit only | Sep. 1--Sept. 18<br>(General hunt only)<br>May 1--June 30<br>(General hunt only | Sep. 1--Sept 18<br>May 1--June 30 |
| **Unit 9(C),** remainder of the Naknek River drainage<br>One bear every four regulatory years by registration permit only | Sep. 1--Oct 31<br>(General hunt only)<br>May 1--June 30<br>(General hunt only) | Sep. 1--Oct. 31<br>May 1--June 30 |

## *BROWN BEAR*

| | | |
|---|---|---|
| **Unit 9(D),** south and west of a line from Moffett Point to the eastern side of the eastern entrance of Kinzarof Lagoon, and north of a line from the base of Cape Glazenap to Frosty Peak to the mouth of Old Man's Lagoon<br>One bear every four years by registration permit only. The season will be closed by emergency order when allowable harvest is reached | Oct. 7--Oct. 21<br>May 10--May 25 | Oct. 7--Oct.21<br>May 10--May 19 |
| **Remainder of Unit 9(C) and 9(D) and 9(E)**<br>One bear every four regulatory years. Note: these areas are only open in the fall of odd-numbered years and the spring of even-numbered years | Oct. 7--Oct. 21<br>May 10--May 25 | Oct. 7--Oct. 21<br>May 10--May 25 |
| **Unit 10,** (Unimak Island)<br>One bear every four regulatory years by drawing permit only. Up to 15 permits may be issued | Oct. 1--Oct. 21<br>May 10--May 25 | Oct. 1--Oct. 21<br>May 10--May 25 |
| **Unit 11**<br>One bear every four regulatory years. See Federal Regulations for people qualified to hunt in National Parks and Monuments | Sep. 1--Oct. 31<br>Apr. 25--May 31 | Sep. 1--Oct. 31<br>Apr. 25--May 31 |
| **Unit 12**<br>One bear every regulatory year. A bear taken in this unit does not count against the one bear every four years bag limit in other units; however, no person may take more than one bear statewide per regulatory year | Sep. 1--May 31 | Sep. 1--May 31 |
| **Units 13(A), 13(B), 13(C), and 13(E)**<br>One bear every four regulatory years | Sep. 10--May 31 | Sep. 10--May 31 |
| **Unit 13(D)**<br>One bear every four regulatory years | Sep. 1--May 31 | Sep. 1--May 31 |
| **Units 14**<br>One bear every four regulatory years. Special restrictions apply in Chugach State Park | Sep. 15--Oct. 10<br>May 1--May 25 | Sep. 15--Oct. 10<br>May 1--May 25 |
| **Unit 16**<br>One bear every four regulatory years | Sep. 1--May 25 | Sep. 1--May 25 |
| **Units 17(A) and 17(C)**<br>One bear every four regulatory years | Sep. 10--Oct. 10<br>May 10--May 25 | Sep. 10--Oct. 10<br>May 10--May 25 |
| **Units 17(A), 17(B), 18, 9(A), and 19(B)** those portions in the Western Alaska Brown Bear Management Area<br>One bear every regulatory year. Hunters must register to hunt | Sept. 1--May 31<br>(Subsistence hunt only) | No open season |
| **Unit 17(B)**<br>One bear every four regulatory years | Sep. 20--Oct. 10<br>May 10--May 25 | Sep. 20--Oct. 10<br>May 10--May 25 |
| **Unit 18**<br>One bear every four regulatory years | Sep. 10--Oct. 10<br>April 10--May 25 | Sep. 10--Oct. 10<br>May 10--May 25 |
| **Units 19(A),19(C), 19(D), Unit 20 (except 20(E) and 20(D) north of the Tanana River), and 21**<br>One bear every four regulatory years | Sep. 1--May 31 | Sep. 1--May 31 |
| **Unit 19(B)**<br>One bear every four regulatory years | Sep. 10--May 25 | Sep. 10--May 25 |

## *BROWN BEAR*

| | | |
|---|---|---|
| **Unit 20(D)** north of the Tanana River and **Unit 20(E)**<br>One bear every regulatory year. A bear taken in either unit does not count against the one bear every four years bag limits in other units; however, no person may take more than one bear, statewide, per regulatory year | Aug. 10--June 30 | Aug. 10--June 30 |
| **Unit 20(E)**<br>One bear. A bear taken in this unit does not count against the one bear every 4 years bag limits in other units; however, no person may take more than 1 bear, statewide, per regulatory year | Aug. 10--June 30 | Aug. 10--June 30 |
| **Unit 22(A)**<br>One bear every four regulatory years | Sep. 1--Oct. 31<br>Apr. 15--May 25 | Sep. 1--Oct. 31<br>Apr. 15--May 25 |
| **Unit 22(B)** | | |
| **SUBSISTENCE/RESIDENT HUNTERS:**<br>One bear every four regulatory years | Sep. 1--Oct. 31<br>Apr. 15--May 25 | |
| **NONRESIDENT HUNTERS:**<br>One bear every four regulatory years by drawing permit only. Up to 20 permits may be issued for this hunt in combination with **Unit 22(C)** | | Sep. 1--Oct. 31<br>May 10--May 25 |
| **Unit 22(C)** | | |
| **RESIDENT HUNTERS:**<br>One bear every four regulatory years | Sep. 1--Oct. 31<br>May 10--May 25 | |
| **NONRESIDENT HUNTERS:**<br>One bear every four regulatory year by drawing permit only. 20 permits may be issued for this hunt in combination with **Unit 22(B)** | | Sep. 1--Oct. 31<br>May 10--May 25 |
| **Remainder of Unit 22** | | |
| **RESIDENT HUNTERS:**<br>One bear every four regulatory years | Sep. 1--Oct. 31<br>Apr. 15--May 25 | |
| **NONRESIDENT HUNTERS:**<br>One bear every four regulatory year by drawing permit only. 5 permits may be issued | | Sep. 1--Oct. 31<br>Apr. 15--May 25 |
| **Unit 23** | | |
| **SUBSISTENCE/RESIDENT HUNTERS:**<br>One bear every four regulatory years | Sep. 1--Oct. 10<br>Apr. 15--May 25 | |
| **NONRESIDENT HUNTERS:**<br>One bear every four regulatory years by drawing permit only. 25 permits may be issued | | Sep. 1--Oct. 10<br>Apr. 15--May 25 |
| **Units 23, 24, and 26(A)** those portions in the Northwest Alaska Brown Bear Management Area.<br>One bear every regulatory year. Hunters must register to hunt | Sept. 1--May 31<br>(Subsistence hunt only) | No open season |
| **Unit 24**<br>One bear every four regulatory years | Sept. 1--May 20 | Sept. 1--May 20 |

## *BROWN BEAR*

| | | |
|---|---|---|
| **Unit 25(A),** within the Hodzana River drainage<br>One bear every four regulatory years | Sep. 1--May 20 | Sep. 1--May 20 |
| **Remainder of Unit 25(A)** | | |
| **SUBSISTENCE/RESIDENT HUNTERS:**<br>One bear every four regulatory years | Sep. 1--May 20 | |
| **NONRESIDENT HUNTERS:**<br>One bear every four regulatory years by drawing permit only. Up to 36 permits may be issued | | Sep. 1--May 20 |
| **Units 25(B), 25(C), and 25(D)**<br>One bear every four regulatory years | Sep. 1--May 31 | Sep. 1--May 31 |
| **Unit 26 (A)** east of 159° W. long. | | |
| **SUBSISTENCE/RESIDENT HUNTERS:**<br>One bear every four regulatory years | Sep. 1--May 31 | |
| **NONRESIDENT HUNTERS:**<br>One bear every four regulatory years by drawing permit only. Up to 12 permits may be issued | | Sep. 1--May 20 |
| **Unit 26(A),** west of 159° W. long. | | |
| **SUBSISTENCE/RESIDENT HUNTERS:**<br>One bear every four regulatory years | Sep. 1--May 31 | |
| **NONRESIDENT HUNTERS:**<br>One bear every four regulatory years by drawing permit only. Up to 22 permits may be issued | | Sep. 1--May 20 |
| **Unit 26(B)** | | |
| **SUBSISTENCE/RESIDENT HUNTERS:**<br>One bear every four regulatory years | Sep. 1--May 31 | |
| **NONRESIDENT HUNTERS:**<br>One bear every four regulatory years by drawing permit only up to 10 permits may be issued | | Sep. 1--May 20 |
| **Unit 26(C)** | | |
| **SUBSISTENCE/RESIDENT HUNTERS:**<br>One bear every four regulatory years | Sep. 1--May 31 | |
| **NONRESIDENT HUNTERS:**<br>One bear every four regulatory years by drawing permit only up to 10 permits may be issued | | Sep. 1--May 20 |

## *CACKLING CANADA GEESE*

| **Game Management Unit and Bag Limits** | **Subsistence/ Resident Open Seasons** | **Nonresident Open Seasons** |
|---|---|---|
| **Units 1 thru 26** | No open season | No open season |

## *CANADA GEESE*

| Game Management Unit and Bag Limits | Subsistence/ Resident Open Seasons | Nonresident Open Seasons |
|---|---|---|
| **Unit 1-4, 7, 9 (except 9(E)), 10 (Unimak Island only), 11-17, and 19-26**<br>Four a day, eight in possession | Sep. 1--Dec. 16 | Sep. 1--Dec. 16 |
| **Units 5 and 6**<br>Four a day, eight in possession | Sep. 21--Dec. 16 | Sep. 21--Dec. 16 |
| **Unit 8** | No open season | No open season |
| **Units 9(E), 10 (except Unimak Island) and 18** | No open season | No open season |

## *CARIBOU*

Hunters residing south of the Yukon River must obtain either harvest tickets or a permit.
Hunters residing north of the Yukon River must obtain harvest tickets or a permit to hunt south of the Yukon River or must register to hunt north of the Yukon River.
In bag limit, "caribou" means an animal of either sex; "bull" means a male caribou.

| Game Management Unit and Bag Limits | Subsistence/ Resident Open Seasons | Nonresident Open Seasons |
|---|---|---|
| **Unit 7** north of the Sterling Highway and west of the Seward Highway<br>One caribou by drawing permit only. Up to 100 permits may be issued | Aug. 10--Sep. 30 | Aug. 10--Sep. 30 |
| **Remainder of Unit 7** | No open season | No open season |
| **Unit 8**<br>No limit. Harvest ticket required | No closed season | No closed season |
| **Units 9(A), 9(B), 9(C), 9(E), 17(B), and that portion of 17(C)** east of the Nushagak River | | |
| **SUBSISTENCE/RESIDENT HUNTERS:**<br>Four caribou; however, no more than two caribou may be taken Aug. 10--Aug. 31 and no more than one caribou may be taken Sep. 1--Nov. 30. Harvest ticket required | Aug. 10--Mar. 31 | |
| **NONRESIDENT HUNTERS:**<br>One caribou. Harvest ticket required | | Aug. 10--Mar. 31 |
| **Unit 9(D) and Unit 10,** Unimak Island only<br>One bull<br>Note: Under federal subsistence hunting regulations, federal public lands in Unit 9(D) and Unimak Island are closed to caribou hunting, except by residents of Unit 9(D) and False Pass | Aug. 10--Sept. 30<br>Dec. 1--Mar. 31 | Sep. 1--Sep. 30 |
| **Unit 10,** Adak Island only<br>Two caribou by registration permit only | Sep. 1--Mar. 31 | Sep. 1--Mar. 31 |
| **Unit 10,** Umnak Island only | No open season | No open season |

## *CARIBOU*

| | | |
|---|---|---|
| **Remainder of Unit 10**<br>No limit. Harvest ticket required | No closed season | No closed season |
| **Unit 11** and that portion of **Unit 12** west of the Nabesna River within the drainages of Jack Creek, Platinum Creek, and Totschunda Creek. See Federal Regulations for people qualified to hunt in National Parks and Monuments | No open season | No open season |
| **Remainder of Unit 12** | | |
| **SUBSISTENCE/RESIDENT HUNTERS:**<br>One bull | Sep. 1--Sep. 20 | |
| **NONRESIDENT HUNTERS:**<br>One bull | | Sep. 1--Sep. 20 |
| **Units 13 and 14(B)**<br>One caribou by Tier II permit only;up to 4,100 caribou may be taken and up to 3,565 of this quota may be taken in the fall. Caribou may not be taken within 1/2 mile of the Alaska Pipeline. During the winter hunt only antlered caribou may be taken and only in **Unit 13** except for that portion of Unit 13 within one-half mile of the Alaska Pipeline, and that portion of Unit 13(C) south of the Glenn (Tok Cutoff) Highway | Aug. 10--Sept. 20<br>Jan. 5--Mar. 31 | No open season |
| **Unit 15(A),** that portion within the Kenai National Wildlife Refuge<br>One bull by drawing permit only. Up to three permits may be issued. Evidence of sex required | Sep. 1--Sep. 20 | Sep. 1--Sep. 20 |
| **Units 14(A), 14(C) and Remainder of Unit 15** | No open season | No open season |
| **Unit 16**<br>One caribou. Harvest ticket required | Aug. 10--Oct. 31 | Aug. 10--Oct. 31 |
| **Unit 17(A)** and that portion of **Unit 17(C)** west of the Nushagak River | No open season | No open season |
| **Unit 18** north of the Yukon River<br>One caribou<br>Note: Under federal subsistence hunting regulations, federal public lands in Unit 18 north of the Yukon River are closed to all caribou hunting | Feb. 1--Mar. 31 | Feb. 1--Mar. 31 |
| **Unit 18** south of the Kuskokwim River<br>One bull caribou registration permit only. Evidence of sex required | Sept. 1--Sept. 15 | No open season |
| **Remainder of Unit 18**<br>One caribou | No open season | No open season |
| **Unit 19(A),** that portion within the Lime Village Management Area | | |
| **SUBSISTENCE/RESIDENT HUNTERS:**<br>Four caribou however,cows and calves may not be taken from April 1--Aug. 9. Harvest ticket required | July 1--June 30 | |
| **NONRESIDENT HUNTERS:**<br>One caribou. Harvest ticket required | | Aug. 10--Mar. 31 |

# *CARIBOU*

| | | |
|---|---|---|
| **Unit 19(A)** north of the Kuskokwim River | | |
| **SUBSISTENCE/RESIDENT HUNTERS:**<br>One caribou. Harvest ticket required | Aug. 10--Sep. 30<br>Nov. 1--Feb. 28 | |
| **NONRESIDENT HUNTERS:**<br>One caribou. Harvest ticket required | | Aug. 10--Sep. 30 |
| **Remainder of Unit 19(A) and Unit 19(B)** | | |
| **SUBSISTENCE/RESIDENT HUNTERS:**<br>Four caribou; however, no more than 2 caribou may be taken Aug. 10--Aug. 31 and no more than 1 caribou may be taken Sep. 1--Nov. 30. Harvest ticket required | Aug. 10--Mar. 31 | |
| **NONRESIDENT HUNTERS:**<br>One caribou. Harvest ticket required | | Aug. 10--Mar. 31 |
| **Unit 19(C)**<br>One caribou. Harvest ticket required | Aug. 10--Oct. 10 | Aug. 10--Oct. 10 |
| **Unit 19(D)** south and east of the Kuskokwim River and North Fork of the Kuskokwim River | | |
| **SUBSISTENCE/RESIDENT HUNTERS:**<br>One caribou. Harvest ticket required | Aug. 10--Sept. 30<br>Nov. 1--Jan. 31 | |
| **NONRESIDENT HUNTERS:**<br>One caribou. Harvest ticket required | | Aug. 10--Sept. 30 |
| **Remainder of Unit 19(D)**<br>One caribou. Harvest ticket required | Aug. 10--Sept. 30 | Aug. 10--Sept. 30 |
| **Unit 20(A)** | No open season | No open season |
| **Units 20(B), 20(F), and 25(C),** those portions north and west of the Steese Highway, north and east of the Elliott and Dalton Highways and south of the Yukon River<br>One caribou; however, only bull caribou may be taken during Aug. 10-- Sept. 20 and caribou may be taken by drawing permit only between Feb. 15-- Mar. 15; up to 150 permits may be issued. Evidence of sex required. Harvest ticket required | Aug. 10--Sept. 20<br>Feb. 15--Mar. 15 | Aug. 10--Sept. 20<br>Feb. 15--Mar. 15 |
| **Unit 20(C)** | No open season | No open season. |
| **Unit 20(D)** north of the south bank of the Tanana River and the **remainder of Units 20(B) and 25(C)**<br>One bull. Evidence of sex required | Aug.10--Aug. 14 | Aug. 10--Aud. 14 |
| **Unit 20(D)** south of the Tanana River | No open season | No open season |
| **Unit 20(E)** that portion accessible by the Taylor Highway and associated trails, as described in the permit hunt supplement<br>One caribou by registration permit only; however only bulls may be taken prior to Dec. 1; the season may be closed by emergency order. Evidence of sex required | Aug. 10--Sept.30 | No open season |

## *CARIBOU*

| | | |
|---|---|---|
| **Unit 20(E),** that portion drained by the Yukon River downstream from and including the Seventy-mile and Charley Rivers, the North Fork of Forty-mile River upstream from and including Independence Creek, the Middle Fork Forty-mile River upstream from Fish Creek, and the Mosquito Fork Forty-mile River upstream from and including Ketchumstuck Creek | | |
| **SUBSISTENCE/RESIDENT HUNTERS:**<br>One caribou. Harvest ticket required. Evidence of sex required | Aug. 10--Aug. 14 | |
| **NONRESIDENT HUNTERS:**<br>One bull. Harvest ticket required. Evidence of sex required | | Aug. 10--Aug. 14 |
| **Remainder of Unit 20(E)** accessible by the Taylor Highway and associated trails, as described in the permit | | |
| **SUBSISTENCE/RESIDENT HUNTERS:**<br>One caribou by registration permit only; however, only bulls may be taken before Dec. 1; season will be closed when 500 caribou have been taken | Aug. 10--Aug. 14 | |
| **NONRESIDENT HUNTERS:** | | No open season |
| **Unit 20(F),** south of the Yukon River and west of the Dalton Highway<br>One bull. Harvest ticket required. Evidence of sex required | Aug. 10--Sept. 20 | Aug.10--Sept. 20 |
| **Unit 20(F),** Tozitna River drainage | | |
| **SUBSISTENCE/RESIDENT HUNTERS:**<br>One caribou; however only bull caribou may be taken during the Aug. 10-Sept. 30 season. Harvest ticket required. Evidence of sex required | Aug. 10--Sept. 30<br>Dec. 1--Dec. 10<br>Mar. 1--Mar. 15 | |
| **NONRESIDENT HUNTERS:**<br>One bull. Harvest ticket required. Evidence of sex required | | Aug. 10--Sept. 30 |
| **Remainder of Unit 20(F)**<br>One bull. Evidence of sex required | Aug. 10--Sept. 30 | Aug. 10--Sept. 30 |
| **Unit 21(A)**<br>One caribou. Harvest ticket required | Aug. 10--Sept. 30<br>Dec. 10--Dec. 20 | Aug. 10--Sept. 30<br>Dec. 10--Dec. 20 |
| **Unit 21(B), 21(C), and that portion of 21(D)** north of the Yukon River and east of the Koyukuk River and **Unit 21(E)**<br>One caribou; however 2 additional caribou may be taken during a winter season to be announced | Aug 10--Sept. 30<br>Nov. 11--Mar. 31 | Aug 10--Sept. 30 |
| **Remainder of Unit 21(D), Units 22(A), 22(B), 23 and 26(A)** | | |
| **SUBSISTENCE/RESIDENT HUNTERS:**<br>Five caribou per day; however cow caribou may not be taken May 16--June 30. Harvest ticket required | July 1--June 30 | |

## *CARIBOU*

| | | |
|---|---|---|
| **NONRESIDENT HUNTERS:**<br>Five caribou. Cow caribou may not be taken May 16--June 30. Harvest ticket required | | July 1--June 30 |
| **Units 22(C), 22(D), and 22(E)** | No open season | No open season |
| **Unit 24,** the Kanuti River drainage upstream from Kanuti, Chalatna Creek, and the Fish Creek drainage, including Bonanza Creek, and that portion of **Unit 25(D)** drained by the west fork of the Dall River, west of 150° W. long.<br>One bull. Evidence of sex required | Aug. 10--Sept. 30 | Aug. 10--Sept. 30 |
| **Remainder of Unit 24** | | |
| **SUBSISTENCE/RESIDENT HUNTERS:**<br>Five caribou per day; however cow caribou may not be taken May 16--June 30 | July 1--June 30 | |
| **NONRESIDENT HUNTERS:**<br>Five caribou; cow caribou may not be taken May 16--June 30 | | July 1--June 30 |
| **Units 25(A), 25(B). and remainder of 25(D)** | | |
| **SUBSISTENCE/RESIDENT HUNTERS:**<br>Ten caribou; however no more than five caribou may be transported from these units per regulatory year | July 1--Apr. 30 | |
| **NONRESIDENT HUNTERS:**<br>Five caribou | | July 1--Apr. 30 |
| **Unit 26(B)** | | |
| **SUBSISTENCE/RESIDENT HUNTERS:**<br>One bull may be taken from July 1--Sept. 30; or up to 2 caribou may be taken from Oct. 1--Apr. 30 | July 1--Apr. 30 | |
| **NONRESIDENT HUNTERS:**<br>One bull | | July 1--Apr 30 |
| **Unit 26(C)** | | |
| **SUBSISTENCE/RESIDENT HUNTERS:**<br>Ten caribou; however not more than five caribou may be transported from Unit 26(C) per regulatory year and only bull caribou may be taken June 23--June 30 | July 1--Apr. 30<br>June 23--June 30 | |
| **NONRESIDENT HUNTERS:**<br>Five caribou | | July 1--Apr. 30 |

## *COYOTE -- HUNTING*

| Game Management Unit and Bag Limits | Subsistence/ Resident Open Seasons | Nonresident Open Seasons |
|---|---|---|
| **Units 1-26.**<br>Two coyotes. Special restrictions apply in Chugach State Park | Sept. 1--April 30 | Sept. 1--April 30 |

## *COYOTE -- TRAPPING*

| Game Management Unit and Bag Limits | Subsistence/ Resident Open Seasons | Nonresident Open Seasons |
|---|---|---|
| **Units 1-5** Trapping restricted in a portion of the area<br>No limit. | Dec. 1--Feb. 15 | Dec. 1--Feb. 15 |
| **Unit 6(C),** that portion south of the Copper River highway and east of the Heney Range. Trapping restricted in a portion of the area<br>No limit | Nov. 10--Apr. 30 | Nov. 10--Apr. 30 |
| **Remainder of Unit 6, and Units 9-11, 13, 14(A), 14(B), and 16-18.** Trapping restricted in a portion of the area<br>No limit | Nov. 10--Mar. 31 | Nov. 10--Mar. 31 |
| **Units 7, 14(C) and 15.** Trapping restricted in a portion of the area<br>No limit | Nov. 10--Feb. 28 | Nov. 10--Feb. 28 |
| **Units 12 and 20(E)**<br>No limit | Nov. 1--Feb. 28 | Nov. 1--Feb. 28 |
| **Units 19, 21, 24, 25, and remainder of Unit 20**<br>No limit | Nov. 1--Mar. 31 | Nov. 1--Mar. 31 |
| **Units 22, 23, and 26**<br>No limit | Nov. 1--Apr. 15 | Nov. 1--Apr. 15 |

## *DEER*

| Game Management Unit and Bag Limits | Subsistence/ Resident Open Seasons | Nonresident Open Seasons |
|---|---|---|
| **Units 1(A) and (2)**<br>Four antlered deer. Harvest ticket required. Evidence of sex required | Aug. 1--Dec. 31 | Aug. 1--Dec. 31 |
| **Unit 1(B)**<br>Two antlered deer. Harvest ticket required. Evidence of sex required | Aug. 1--Dec. 31 | Aug. 1--Dec. 31 |
| **Unit 1(C),** that portion including Douglas, Lincoln, Shelter and Sullivan Islands<br>Four deer; however antlerless deer may be taken only from Sept. 15--Dec. 31. Harvest ticket required. Evidence of sex required | Aug. 1--Dec. 31 | Aug. 1--Dec. 31 |
| **Remainder of Unit 1(C)**<br>Two antlered deer. Harvest ticket required. Evidence of sex required | Aug. 1--Dec. 31 | Aug. 1--Dec. 31 |
| **Unit 1(D)** | No open season | No open season |
| **Unit 3,** that portion of Mitkof Island south of the Petersburg city limits Woewodski Island and Butterworth Island<br>One antlered deer by registration permit only. Harvest ticket required. Evidence of sex required | Oct. 15--Oct. 31 | Oct. 15--Oct. 31 |

## *DEER*

| | | |
|---|---|---|
| **Unit 3,** that portion south of Sumner Strait and Decision Passage, including the Vank Island group but not including Level, Conclusion, and Channel Islands<br>Two antlered deer. Harvest ticket required. Evidence of sex required | Aug. 1--Nov. 30 | Aug. 1--Nov. 30 |
| **Remainder of Unit 3** | No open season | No open season |
| **Unit 4,** that portion of Chichagof Island east of Port Frederick and north of Tenakee Inlet including all drainages into Tenakee Inlet<br>Three deer, however antlerless deer may be taken only from Sept. 15--Jan. 31. Harvest ticket required. Evidence of sex required | Aug. 1--Jan. 31 | Aug. 1--Jan. 31 |
| **Remainder of Unit 4**<br>Six deer; however, antlerless deer may be taken only from Sept. 15--Jan. 31. Harvest ticket required. Evidence of sex required | Aug. 1--Jan. 31 | Aug. 1--Jan. 31 |
| **Unit 5(A)**<br>One antlered deer. Harvest ticket required. Evidence of sex required | Nov. 1--Nov. 30 | Nov. 1--Nov. 30 |
| **Unit 5(B)** | No open season | No open season |
| **Unit 6**<br>Four deer; however antlerless deer may be taken only from Nov. 1--Dec. 31. Harvest ticket required. Evidence of sex required | Aug. 1--Dec. 31 | Aug. 1--Dec. 31 |
| **Unit 8,** that portion of Kodiak Island north of a line from the head of Settlers Cove to Crescent Lake (57° 52'N., 152° 58' W.), and east of a line from the outlet of Crescent Lake to Mount Ellison Peak to Pokati Point at Whale Passage, and that portion of Kodiak Island east of a line from the mouth of Saltery Creek to Crag Point and adjacent small islands in Chiniak Bay<br>One deer; however, antlerless deer may be taken only from Oct. 25--Oct. 31. Harvest ticket required. Evidence of sex required | Aug. 1--Oct. 31 | Aug. 1--Oct. 31 |
| **Unit 8,** that portion of Kodiak Island and adjacent islands south and west of a line from the head of Terror Bay to the head of the southwestern most arm of Ugak Bay<br>One deer; however antlerless deer may be taken only from Oct. 1--Dec. 31. Harvest ticket required. Evidence of sex required | Aug. 1--Dec. 31 | Aug. 1--Dec. 31 |
| **Remainder of Unit 8**<br>Four deer; however antlerless deer may be taken only from Oct. 1--Dec. 31; no more than 1 antlerless deer may be taken from Oct. 1--Nov. 30. Harvest ticket required. Evidence of sex required | Aug. 1--Dec. 31 | Aug. 1--Dec. 31 |

## *DUCKS*

Except sea ducks, mergansers and harlequin ducks
No more than 2 per day, or 6 in possession may be pintail ducks
No more than 1 per day and 3 in possession, may be canvasbacks

| Game Management Unit and Bag Limits | Subsistence/ Resident Open Seasons | Nonresident Open Seasons |
|---|---|---|
| **Units 1-4**<br>Five a day, fifteen in possession | Sept. 1--Dec. 16 | Sept. 1--Dec. 16 |
| **Units 5-7, 9, 10 (Unimak Island only), and 14-16**<br>Six a day, eighteen in possession | Sept. 1--Dec. 16 | Sept. 1--Dec. 16 |
| **Units 8 and 10 (except Unimak Island)**<br>Five a day, fifteen in possession | Oct. 8--Jan. 22 | Oct. 8--Jan. 22 |
| **Units 11-13 and 17-26**<br>Eight a day, twenty-four in possession | Sept. 1--Dec. 16 | Sept. 1--Dec. 16 |

## *ELK*

| Game Management Unit and Bag Limits | Subsistence/ Resident Open Seasons | Nonresident Open Seasons |
|---|---|---|
| **Units 1--5** | No open season | No open season |
| **Unit 8,** Raspberry Island<br>One elk by drawing permit only. Up to 300 permits will be issued | Oct. 1--Nov. 15<br>(General hunt only) | Oct. 1--Nov. 15 |
| **Unit 8,** that portion of Afognak Island south and west of a line from the head of Malina Bay to the head of Back Bay<br>One elk by drawing permit only; up to 150 permits will be issued | Sept. 1--Oct. 10<br>(General hunt only) | Sept. 1--Oct. 10 |
| **Unit 8,** that portion of Afognak Island east of a line from the head of the northwest arm of Kazakof Bay to Delphin Point in Perenosa Bay and south and west of a line from Delphin Point to the head of Saposa Bay<br>One elk by registration permit only | Sept. 1--Oct. 5<br>(General hunt only) | Sept. 1--Oct. 5 |
| **Unit 8,** that portion of Afognak Island south of a line from the northwest arm of Kazakof Bay to the head of Maline Bay and north and east of a line from the head of Malina Bay to the head of Back Bay<br>One elk by registration permit only | Sept. 1--Oct. 5<br>(General hunt only) | Sept. 1--Oct. 5 |
| **Remainder of Unit 8**<br>One elk by registration permit only | Sept. 1--Dec. 15<br>(General Hunt only) | Sept. 1--Dec. 15 |

## *EMPEROR GEESE*

| Game Management Unit and Bag Limits | Subsistence/ Resident Open Seasons | Nonresident Open Seasons |
|---|---|---|
| **Units 1--26** | No open season | No open season |

## *FOX, ARCTIC -- HUNTING*

| Game Management Unit and Bag Limits | Subsistence/ Resident Open Seasons | Nonresident Open Seasons |
|---|---|---|
| **Units 9, 17, 18, 22, 23, and 26**<br>Two foxes | Sept.1--Apr. 30 | Sept.1--Apr. 30 |
| **Unit 10**<br>No limit | No closed season | No closed season |

## *FOX, ARCTIC -- TRAPPING*

| Game Management Unit and Bag Limits | Subsistence/ Resident Open Seasons | Nonresident Open Seasons |
|---|---|---|
| **Units 9, 10, and 17.** Trapping restricted in a portion of the area<br>No limit | Nov. 10--Feb. 28 | Nov. 10--Feb. 28 |
| **Unit 18**<br>No limit | Nov. 10--Mar. 31 | Nov. 10--Mar. 31 |
| **Units 22, 23, and 26**<br>No limit | Nov. 1--Apr. 15 | Nov. 1--Apr. 15 |

## *FOX, RED -- HUNTING*

| Game Management Unit and Bag Limits | Subsistence/ Resident Open Seasons | Nonresident Open Seasons |
|---|---|---|
| **Units 1-7, 14 and 15** | No open season | No open season |
| **Units 8-11, 13, 16, and 17**<br>Two foxes | Sept. 1--Feb. 15 | Sept 1--Feb. 15 |
| **Units 12 and 18-26**<br>Ten foxes; however, no more than two foxes may be taken prior to Oct. 1 | Sept. 1--Mar. 15 | Sept. 1--Mar. 15 |

## *FOX, RED -- TRAPPING*

| Game Management Unit and Bag Limits | Subsistence/ Resident Open Seasons | Nonresident Open Seasons |
|---|---|---|
| **Units 1-5.** Trapping restricted in a portion of the area<br>No limit | Dec. 1--Feb. 15 | Dec. 1--Feb. 15 |
| **Units 6, 9-11, 13, 14(A), 14(B), 16 and 17.**<br>Trapping restricted in a portion of the area<br>No limit | Nov. 10--Feb. 28 | Nov. 10--Feb. 28 |

## *FOX, RED -- TRAPPING*

| | | |
|---|---|---|
| **Units 7, 14(C), and 15.** Trapping restricted in a portion of the area<br>One fox | Nov. 10--Feb. 28 | Nov. 10--Feb. 28 |
| **Unit 8**<br>No limit | Nov. 10--Mar. 31 | Nov. 10--Mar. 31 |
| **Units 12, 20, 21, 24, and 25**<br>No limit | Nov. 1--Feb. 28 | Nov. 1--Feb. 28 |
| **Unit 18**<br>No limit | Nov. 10--Mar. 31 | Nov. 10--Mar. 31 |
| **Unit 19**<br>No limit | Nov. 1--Mar. 31 | Nov. 1--Mar. 31 |
| **Units 22, 23, and 26**<br>No limit | Nov. 1--Apr. 15 | Nov. 1--Apr. 15 |

## *LYNX -- HUNTING*

| **Game Management Unit and Bag Limits** | **Subsistence/ Resident Open Seasons** | **Nonresident Open Seasons** |
|---|---|---|
| **Units 1-8, 10 and 15** | No open season | No open season |
| **Units 11 and 13**<br>Two lynx | Nov. 10--Jan. 31 | Nov. 10--Jan. 31 |
| **Units 14 and 16**<br>Two lynx. Special restrictions apply in Chugach State Park | Dec. 15--Jan 15 | Dec. 15--Jan. 15 |
| **Units 9 and 17**<br>Two lynx | Nov. 10--Feb. 28 | Nov. 10--Feb. 28 |
| **Units 12 and 20(E)**<br>Two lynx | Nov. 1--Jan. 31 | Nov. 1--Jan. 31 |
| **Unit 18**<br>Two lynx | Nov. 10--Mar. 31 | Nov. 10--Mar. 31 |
| **Remainder of Unit 20, and Unit 25(C)**<br>Two lynx | Dec. 1--Jan. 31 | Dec. 1--Jan. 31 |
| **Unit 23**<br>Two lynx | Dec. 1--Jan 15 | Dec. 1--Jan 15 |
| **Units 19, 21, 24, and remainder of Unit 25**<br>Two lynx | Nov. 1--Feb. 28 | Nov. 1--Feb. 28 |
| **Units 22 and 26**<br>Two lynx | Nov. 1--Apr. 15 | Nov. 1--Apr. 15 |

## *LYNX -- TRAPPING*

| **Game Management Unit and Bag Limits** | **Subsistence/ Resident Open Seasons** | **Nonresident Open Seasons** |
|---|---|---|
| **Units 1-5.** Trapping restricted in a portion of the area<br>No limit | Dec. 1--Feb. 15 | Dec. 1--Feb. 15 |

## *LYNX – TRAPPING*

| | | |
|---|---|---|
| **Units 6, 14, and 16.** Trapping restricted in a portion of the area<br>No limit | Dec. 15--Jan. 15 | Dec. 15--Jan. 15 |
| **Units 11 and 13**<br>No limit | Nov. 10--Jan. 31 | Nov. 10--Jan. 31 |
| **Units 7 , 8, 10, and 15** | No open season | No open season |
| **Units 9 and 17.** Trapping restricted in a portion of the area<br>No limit | Nov. 10--Feb. 28 | Nov. 10--Feb. 28 |
| **Units 12 and 20E**<br>No limit | Nov. 1--Feb. 15 | Nov. 1--Feb. 15 |
| **Unit 20(D)**<br>No limit | Dec. 1--Jan. 31 | Dec. 1--Jan. 31 |
| **Unit 18**<br>No limit | Nov. 10--Mar. 31 | Nov. 10--Mar. 31 |
| **Units 19, 21, and 25(C)**<br>No limit | Nov. 1--Feb. 28 | Nov. 1--Feb. 28 |
| **Remainder of Unit 20 and Unit 25(C)**<br>No limit | Nov. 1--Jan. 31 | Nov. 1--Jan. 31 |
| **Units 22 and 26**<br>No limit | Nov. 1--Apr. 15 | Nov. 1--Apr. 15 |
| **Unit 23**<br>Three lynx | Dec. 1--Jan. 15 | Dec. 1--Jan. 15 |
| **Remainder of Unit 25**<br>No limit | Nov. 1--Feb. 28 | Nov. 1--Feb. 28 |

## *MARTEN – TRAPPING*

| **Game Management Unit and Bag Limits** | **Subsistence/ Resident Open Seasons** | **Nonresident Open Seasons** |
|---|---|---|
| **Units 1-3.** Trapping restricted in a portion of the area<br>No limit. | Dec. 1--Feb. 15 | Dec. 1--Feb. 15 |
| **Unit 4,** that portion of Chichagof Island east of Idaho Inlet and north of the Trail River and Tenakee Inlet and north of a line from the headwaters of Trail River to the head of Tenakee Inlet<br>No limit<br><br>Note: Under federal subsistence trapping regulations, federal public lands in this portion of Unit 4 are closed to marten trapping, except by federally-eligible rural residents of Alaska | Dec. 1--Dec. 31 | Dec. 1--Dec. 31 |
| **Remainder of Unit 4:**<br>No limit | Dec. 1--Feb. 15 | Dec. 1--Feb. 15 |
| **Unit 5**<br>No limit | Nov. 10--Feb. 15 | Nov. 10--Feb. 15 |

## *MARTEN -- TRAPPING*

| | | |
|---|---|---|
| **Units 6-8, 11, and 13 (except 13(E)).** Trapping restricted in a portion of the area<br>No limit | Nov. 10--Jan. 31 | Nov. 10--Jan. 31 |
| **Units 13(E), 14 and 16**<br>No limit | Nov. 10--Dec. 10 | Nov. 10--Dec. 10 |
| **Units 9 and 17.** Trapping restricted in a portion of the area<br>No limit | Nov. 10--Feb. 28 | Nov. 10--Feb. 28 |
| **Unit 15(B),** that portion east of the Kenai River, Skilak Lake, Skilak River and Skilak Glacier | No open season | No open season |
| **Remainder of Unit 15.** Trapping restricted in a portion of the area<br>No limit | Nov. 10--Jan 31 | Nov. 10--Jan 31 |
| **Units 12, 19-21, 24, and 25**<br>No limit | Nov. 1--Feb. 28 | Nov. 1--Feb. 28 |
| **Unit 18**<br>No limit | Nov. 10--Mar. 31 | Nov. 10--Mar. 31 |
| **Units 22, 23, and 26**<br>No limit | Nov. 1--Apr. 15 | Nov. 1--Apr. 15 |

## *MINK and WEASELS -- TRAPPING*

| **Game Management Unit and Bag Limits** | **Subsistence/ Resident Open Seasons** | **Nonresident Open Seasons** |
|---|---|---|
| **Units 1-3.** Trapping restricted in a portion of the area<br>No limit | Dec. 1--Feb. 15 | Dec. 1--Feb. 15 |
| **Unit 4,** that portion of Chichagof Island east of Idaho Inlet and north of the Trail River and Tenakee Inlet and north of a line from the headwaters of Trail River to the head of Tenakee Inlet<br>No limit<br><br>Note: Under federal subsistence trapping regulations, federal public lands in this portion of Unit 4 are closed to mink and weasel trapping, except by federally-eligible rural residents of Alaska | Dec. 1--Dec. 31 | Dec. 1--Dec. 31 |
| **Remainder of Unit 4**<br>No limit | Dec. 1--Feb. 15 | Dec. 1--Feb. 15 |
| **Unit 5**<br>No limit | Nov. 10--Feb. 15 | Nov. 10--Feb. 15 |
| **Units 6-8, 11, 13-16 and 18.** Trapping restricted in a portion of the area<br>No limit | Nov. 10--Jan. 31 | Nov. 10--Jan. 31 |
| **Units 9, 10, and 17.** Trapping restricted in a portion of the area<br>No limit | Nov. 10--Feb. 28 | Nov. 10--Feb. 28 |
| **Units 12, 19-21, 24, and 25**<br>No limit | Nov. 1--Feb. 28 | Nov. 1--Feb. 28 |

## *MINK and WEASELS – TRAPPING*

| | | |
|---|---|---|
| **Units 22, 23, and 26**<br>No limit | Nov. 1--Jan. 31 | Nov. 1--Jan. 31 |

## *MOOSE*

| Game Management Unit and Bag Limits | Subsistence/ Resident Open Seasons | Nonresident Open Seasons |
|---|---|---|
| **Unit 1(A) and Unit 1(B)** south of LeConte Glacier (Stikine)<br>One bull. Harvest ticket required. Evidence of sex required | Sept. 15--Oct. 15 | Sept. 15--Oct. 15 |
| **Unit 1(B),** north of LeConte Glacier (Thomas Bay)<br>One bull with spike-fork or 50-inch antlers by registration permit only. Evidence of sex required | Oct. 1--Oct. 15 | Oct. 1--Oct. 15 |
| **Unit 1(C),** Berners Bay drainages only<br>One bull by drawing permit only. Up to 10 permits will be issued. Evidence of sex required | Sept. 15--Oct. 15 | No open season |
| **Remainder of Unit 1(C)**<br>One bull by registration permit only. Evidence of sex required | Sept. 15--Oct. 15 | Sept. 15--Oct. 15 |
| **Unit 1(D)**<br>One bull by Tier II subsistence hunting permit only; up to 20 permits will be issued. Evidence of sex required | No open season | No open season |
| **Unit 3,** Mitkof Island and Wrangell Islands<br>One bull with spike-fork or 50-inch antlers. Harvest ticket required. Evidence of sex required | Oct. 1--Oct. 15 | Oct. 1--Oct. 15 |
| **Unit 2, remainder of Unit 3 and Unit 4** | No open season | No open season |
| **Unit 5(A),** except Nunatak Bench, that portion west of the Dangerous River<br>One bull by registration permit only. Evidence of sex required | Oct. 15--Oct. 29 | Oct. 15--Oct. 29 |
| Note: Under federal subsistence hunting regulations federal public lands in Unit 5(A) are closed to moose hunting from Oct. 15--Oct. 21, except by residents of Unit 5(A) | | |
| **Unit 5(A),** Nunatak Bench | No open season | No open season |
| **Remainder Unit 5(A),** except Nunatak Bench<br>One bull by registration permit only; up to 60 bull may be taken in the subunit. Evidence of sex required | Oct. 15--Nov. 15 | Oct. 15--Nov. 15 |
| **Unit 5(B)**<br>One bull by registration permit only; up to 25 bulls may be taken. See Federal Regulations for people qualified to hunt in National Parks and Monuments. Evidence of sex required | Sept. 1--Nov. 15 | Sept. 1--Nov. 15 |

## *MOOSE*

| | | |
|---|---|---|
| **Unit 6(A)**<br>One moose. Harvest ticket required. Evidence of sex required. See Federal regulations for people qualified to hunt in National Parks and Monuments | Aug. 20--Dec. 31 | Aug. 20--Dec. 31 |
| **Unit 6(B)**<br>One moose by permit only. Up to 20 antlered moose may be taken by registration permit only from Sept. 1--Sept. 3. Up to 30 drawing permits will be issued for antlerless moose.Evidence of sex required | Sept. 1--Sept. 30<br>(General hunt only) | No open season |
| **Unit 6(C)**<br>One moose by drawing permit only. Up to 20 permits for antlered moose and up to 20 permits for antlerless moose will be issued. Evidence of sex required | Sept. 1--Sept. 30<br>(General hunt only) | No open season |
| **Unit 6(D)**<br>One bull. Harvest ticket required. Evidence of sex required | Sept. 1--Sept. 30<br>(General hunt only) | Sept. 1--Sept. 30 |
| **Unit 7,** that portion known as the Resurrection Creek Closed Area | No open season | No open season |
| **Unit 7,** the Placer River drainages, and that portion of Placer Creek drainage (Bear Valley) outside the Portage Glacier Closed Area and that portion of **Unit 14(C)** within the 20-mile River drainage<br>One moose by drawing permit only. Up to 60 permits for antlered moose and up to 70 permits for antlerless moose will be issued. The antlered moose season will close Sept. 30. Evidence of sex required | Aug. 20--Oct. 10 | No open season |
| **Remainder of Unit 7**<br>One bull with spike-fork or 50 inch antlers. Harvest ticket required. Evidence of sex required | Sept. 1--Sept. 20 | Sept. 1--Sept. 20 |
| **Unit 8** | No open season | No open season |
| **Unit 9(A)**<br>One bull. Harvest ticket required. Evidence of sex required. See Federal Regulations for people qualified to hunt in National Parks and Monuments | Sept. 1--Sept. 15 | Sept. 1--Sept. 15 |
| **Unit 9(B)** | | |
| **SUBSISTENCE/RESIDENT HUNTERS:**<br>One bull. Harvest ticket required. Evidence of sex required. See Federal Regulations for people qualified to hunt in National Parks and Monuments | Sept. 1--Sept. 15<br>Dec. 1--Dec. 31 | |
| **NONRESIDENT HUNTERS:**<br>One bull with 50-inch antlers. Harvest ticket required. Evidence of sex required. See Federal Regulations for people qualified to hunt in National Parks and Monuments | | Sept. 1--Sept. 15 |

## *MOOSE*

| | | |
|---|---|---|
| **Unit 9(C),** that portion draining into the Naknek River | | |
| **SUBSISTENCE/RESIDENT HUNTERS:** One bull. Harvest ticket required. Evidence of sex required. See Federal Regulations for people qualified to hunt in National Parks and Monuments | Sept. 1--Sept. 15<br>Dec. 1--Dec. 31 | |
| **NONRESIDENT HUNTERS:** One bull with 50-inch antlers. Harvest ticket required. Evidence of sex required. See Federal Regulations for people qualified to hunt in National Parks and Monuments | | Sept. 5--Sept. 15 |
| **Remainder of Unit 9(C)** | | |
| **SUBSISTENCE/RESIDENT HUNTERS:** One moose; however antlerless moose may be taken only from Dec. 1--Dec. 31. Harvest ticket required. Evidence of sex required. See Federal Regulations for people qualified to hunt in National Parks and Monuments | Sept. 1--Sept. 15<br>Dec. 1--Dec. 31 | |
| **NONRESIDENT HUNTERS:** One bull with 50-inch antlers. Harvest ticket required. Evidence of sex required. See Federal Regulations for people qualified to hunt in National Parks and Monuments | | Sept. 5--Sept. 15 |
| **Unit 9(D)** | No open season | No open season |
| **Unit 9(E)** One bull; however moose taken from Sept. 10--Sept. 20 must have 50-inch antlers. Harvest ticket required. Evidence of sex required | Sept. 10--Sept. 20<br>Dec. 1--Dec. 15 | Sept. 10--Sept. 20 |
| **Unit 11** One bull. Harvest ticket required. Evidence of sex required. See Federal Regulations for people qualified to hunt in National Parks and Monuments | Sept. 1--Sept. 15 | Sept. 1--Sept. 15 |
| **Unit 12,** that portion lying east of the Nabesna River and south of the winter trail running southeast from Pickerel Lake to the Canadian border<br>One bull with 50 inch antlers. Harvest ticket required. Evidence of sex required. See Federal Regulations for people qualified to hunt in National Parks and Monuments | Sept. 1--Sept. 30 | Sept. 1--Sept. 30 |
| **Remainder of Unit 12** | | |
| **SUBSISTENCE/RESIDENT HUNTERS:** One bull. Harvest ticket required. Evidence of sex required | Sept. 1--Sept. 15 | |
| **NONRESIDENT HUNTERS:** One bull with 50-inch antlers. Harvest ticket required. Evidence of sex required | | Sept. 5--Sept. 15 |

## *MOOSE*

| | | |
|---|---|---|
| **Unit 13(A),**that portion northwest of the Black River<br>One bull with spike-fork or 50-inch antlers per household. The use of any motorized vehicle, including aircraft but excepting boats, for hunting moose or for access to hunt moose from Aug. 26--Sept. 7 is prohibited, including transportation of moose hunters or parts of moose; however, this does not apply to a motorized vehicle on a State or borough-maintained highway/road. Harvest ticket required. Evidence of sex required | Sept. 1--Sept 14 | No open season |
| **Unit 13(A),** that portion west of the Lake Louise road, Lake Louise, Lake Susitna, and Tyone River, and southeast of Black River<br>One bull with spike-fork antlers per household. The use of any motorized vehicle, including aircraft but excepting boats, for hunting moose or for access to hunt moose from Aug. 26--Sept. 7 is prohibited, including transportation of moose hunters or parts of moose; however, this does not apply to a motorized vehicle on a State or borough-maintained highway/road. Harvest ticket required. Evidence of sex required | Sept. 1--Sept. 14 | No open season |
| **Remainder of Unit 13**<br>One bull with 36-inch antlers per household. The use of any motorized vehicle, including aircraft but excepting boats, for hunting moose or for access to hunt moose from Aug. 26--Sept. 7 is prohibited, including transportation of moose hunters or parts of moose; however, this does not apply to a motorized vehicle on a State or borough-maintained highway/road. Harvest ticket required. Evidence of sex required | Sept. 1--Sept. 14 | No open season |
| **Unit 14(A)**<br>One bull; however antlerless moose may be taken by drawing permit only; up to 400 permits will be issued. Harvest ticket required. Evidence of sex required | Sept. 1--Sept. 20 | Sept. 1--Sept. 20 |
| **Unit 14(B),** that portion east of and including the Anchorage-Fairbanks powerline intertie right-of-way<br>One bull. Harvest ticket required. Evidence of sex required | Sept. 1--Sept 10 | Sept. 1--Sept 10 |
| **Remainder of Unit 14(B)** | No open season | No open season |
| **Unit 14(C),** that portion of the Fort Richardson Management Area south of Eagle River<br>One moose by drawing permit, by bow and arrow only. Up to 75 permits will be issued. Evidence of sex required | Sept. 8--Nov. 15 | Sept. 8--Nov. 15 |
| **Unit 14(C),** that portion of the Fort Richardson Management Area north of Eagle River<br>One moose by drawing permit, by muzzle loading rifle; up to 25 permits will be issued. Evidence of sex required | Sept. 8--Nov. 15 | Sept. 8--Nov. 15 |

## *MOOSE*

| | | |
|---|---|---|
| **Unit 14(C),** Fort Richardson Management Area<br>One moose by drawing permit by bow and arrow only; up to 50 permits will be issued. Evidence of sex required | Dec. 15--Jan. 15 | Dec. 15--Jan. 15 |
| **Unit 14(C),** Elmendorf Air Force Base<br>One moose by drawing permit, by bow and arrow only; up to 15 permits will be issued. Evidence of sex required | Sept. 8--Sept. 30 | Sept. 8--Sept. 30 |
| **Unit 14(C),** that portion known as the Peters Creek Management Area<br>One moose by drawing permit only, by bow and arrow only: up to 25 permits will be issued. Evidence of sex required | Sept. 8--Sept. 30 | Sept. 8--Sept. 30 |
| **Unit 14(C),** that portion known as Anchorage Management Area | No open season | No open season |
| **Unit 14(C),** the Eklutna Lake Management Area<br>One moose by bow and arrow only, by registration permit; up to 10 bulls may be taken. Evidence of sex required/ Special restrictions apply in Chugach State Park | Sept. 8--Sept. 30 | Sept. 8--Sept 30 |
| **Unit 14(C),** the 20 Mile River drainage--See **Unit 7** | | |
| **Remainder of Unit 14(C)** | | |
| **SUBSISTENCE/RESIDENT HUNTERS:**<br>One moose; however, antlerless moose may be taken by drawing permit only. Up to 40 permits will be issued. Harvest ticket required. Evidence of sex required. Special restrictions apply in Chugach State Park | Sept. 8--Sept. 20 | |
| **NONRESIDENT HUNTERS:**<br>One bull. Harvest ticket required. Evidence of sex required. Special restrictions apply in Chugach State Park | | Sept. 8--Sept. 20 |
| **Unit 15(A),** the Skilak Loop Wildlife Management Area<br>One antlerless moose by drawing permit only; up to 20 permits may be issued. The taking of calves and females accompanied by calves is prohibited. Evidence of sex required | Sept. 21--Sept. 30 | Sept. 21--Sept. 30 |
| **Remainder of Unit 15(A)**<br>One bull with spike-fork or 50 inch antlers;during the Aug 25--Aug. 29 season, by bow and arrow only. Harvest ticket required. Evidence of sex required | Aug. 25--Aug. 29<br>Sept. 1--Sept. 20 | Aug. 25--Aug. 29<br>Sept. 1--Sept. 20 |

## *MOOSE*

| | | |
|---|---|---|
| **Unit 15(B),** that portion bounded by a line running from the mouth of Shantatalik Creek on Tustumena Lake, northward to the west fork of Funny River; then downstream along the west fork of Funny River to the Kenai National Moose Range boundary; then east along the refuge boundary to its junction with the Kenai River; then eastward along the south side of the Kenai River and Skilak Lake; then south along the western side of Skilak River, Skilak Glacier, and Harding Icefield; then west along the Subunit 15(B) boundary to the mouth of Shantatalik Creek<br>One bull with 50 inch antlers by drawing permit only; up to 100 permits may be issued. Evidence of sex required | Sept. 1--Sept. 20<br>Sept. 26--Oct. 15 | Sept. 1--Sept. 20<br>Sept. 26--Oct. 15 |
| **Unit 15(C),** that portion southwest of a line from Point Pogibshi to the point of land between Rocky Bay and Windy Bay<br>One bull by Tier II subsistence hunting permit only. Evidence of sex required | Sept. 1--Sept. 17 | No open season |
| **Remainder of Units 15(B) and 15(C)**<br>One bull with spike-fork or 50 inch antlers. Harvest ticket required. Evidence of sex required | Sept. 1--Sept. 20 | Sept. 1--Sept. 20 |
| **Unit 16(A)**<br>One bull. Harvest ticket required. Evidence of sex required | Sept. 1--Sept. 15 | Sept. 1--Sept. 15 |
| **Unit 16(B),** Kalgin Island<br>One bull. Harvest ticket required. Evidence of sex required | Sept. 1--Sept. 20 | Sept. 1--Sept. 20 |
| **Unit 16(B),** Redoubt Bay drainages south and west of and including the Kustatan River drainage<br>One bull. Harvest ticket required. Evidence of sex required | Sept. 1--Sept. 10 | Sept. 1--Sept. 10 |
| **Remainder of Unit 16(B)** | | |
| **SUBSISTENCE/RESIDENT HUNTERS:**<br>One bull; during the period Jan. 14--Jan. 27 and Feb. 17--Feb. 23, up to 75 bulls may be taken by Tier II subsistence hunting permit only. Evidence of sex required | Sept. 1--Sept. 20<br>Jan. 14--Jan. 27<br>Feb. 17--Feb. 23<br>(Subsistence hunt only) | |
| **NONRESIDENT HUNTERS:**<br>One bull. Evidence of sex required | | Sept. 1--Sept. 20 |
| **Unit 17(A)** | No open season | No open season |
| **Unit 17(B),** that portion which includes all drainages of the Mulchatna River upstream from and including the Chilchitna River drainage | | |
| **SUBSISTENCE/RESIDENT HUNTERS:**<br>One bull. Harvest ticket required. Evidence of sex required | Sept. 1--Sept. 20 | |
| **NONRESIDENT HUNTERS:**<br>One bull with 50-inch antlers. Harvest ticket required. Evidence of sex required | | Sept. 1--Sept. 20 |

# *MOOSE*

**Remainder of Unit 17(B)**

| | | |
|---|---|---|
| **SUBSISTENCE/RESIDENT HUNTERS:**<br>One bull; however, during the period Aug. 20-Aug. 31 bull moose may be taken by registration permit only. Harvest ticket required. Evidence of sex required | Aug. 20--Sept. 20<br>Dec. 1--Dec. 31 | |
| **NONRESIDENT HUNTERS:**<br>One bull with 50-inch antlers. Harvest ticket required. Evidence of sex required | | Sept. 5--Sept. 15 |
| **Unit 17(C),** that portion including the Iowithla drainage, Sunshine Valley, and all lands west of Wood River and south of Aleknagik Lake<br>One bull; however during the period Aug. 20--Aug. 31 bull moose may be taken by registration permit only. Harvest ticket required after Aug. 31. Evidence of sex required | Aug. 20--Sept. 15 | No open season |
| **Remainder of Unit 17(C)**<br>One bull; however, during the period Aug. 20--Aug. 31 bull moose may be taken by registration permit only. Harvest ticket required after Aug. 31. Evidence of sex required | Aug. 20--Sep 15<br>Dec. 1--Dec. 31 | No open season |
| **Unit 18,** that portion north and west of a line from Cape Romanzof to Kuzilvak Mountain, and then to Mountain Village, and west of (but not including) the drainage of the Andreafsky River | No open season | No open season |
| **Remainder of Unit 18**<br>One bull. Evidence of sex required | Sept. 1--Sept. 30<br>Dec. 20--Dec. 30 | Sept. 1--Sept. 30 |
| Note: Under federal subsistence hunting regulations, federal public lands in Unit 18 are closed to moose hunting, except by residents of Unit 18 and Upper Kalskag | | |
| **Unit 19(A),** that portion within the Lime Village Management Area<br>Up to 25 moose may be taken by Tier II subsistence hunting permit only | Aug. 10--Sept. 25<br>Nov. 20--Mar. 31 | No open season |
| **Remainder of Unit 19(A)** | | |
| **SUBSISTENCE/RESIDENT HUNTERS:**<br>One moose; however antlerless moose may be taken only from Nov. 20--Nov. 30 and Feb. 1--Feb. 10. Harvest ticket required. Evidence of sex required | Sept. 1--Sept. 20<br>Nov. 20--Nov. 30<br>Feb. 1--Feb. 10 | |
| **NONRESIDENT HUNTERS:**<br>One bull with 50-inch antlers. Harvest ticket required. Evidence of sex required | | Sept. 1--Sept. 20 |
| **Unit 19(B) and 19(C)** | | |
| **SUBSISTENCE/RESIDENT HUNTERS:**<br>One bull. Harvest ticket required. Evidence of sex required | Sept. 1--Sept. 25 | |
| **NONRESIDENT HUNTERS:**<br>One bull with 50-inch antlers. Harvest ticket required. Evidence of sex required | | Sept. 1--Sept. 25 |

# *MOOSE*

| | | |
|---|---|---|
| **Unit 19(D),** that portion of the Upper Kuskokwim Controlled Use Area within the drainage of the North Fork upstream from the confluence of the South Fork to the mouth of the Swift Fork | | |
| **SUBSISTENCE/RESIDENT HUNTERS:** One bull. Harvest ticket required. Evidence of sex required | Sept. 1--Sept. 30 | |
| **NONRESIDENT HUNTERS:** One bull with 50-inch antlers. Harvest ticket required. Evidence of sex required | | Sept. 1--Sept. 30 |
| **Unit 19(D),** remainder of the Upper Kuskokwim Controlled Use Area | | |
| **SUBSISTENCE/RESIDENT HUNTERS:** One bull. Harvest ticket required. Evidence of sex required | Sept. 1--Sept. 30<br>Dec. 1--Feb. 28 | |
| **NONRESIDENT HUNTERS:** One bull with 50-inch antlers | | Sept. 1--Sept. 30 |
| **Remainder of Unit 19(D)** | | |
| **SUBSISTENCE/RESIDENT HUNTERS:** One bull. Harvest ticket required. Evidence of sex required | Sept. 1--Sept. 30<br>Dec. 1--Dec. 15 | |
| **NONRESIDENT HUNTERS:** One bull with 50-inch antlers. Harvest ticket required. Evidence of sex required | | Sept. 1--Sept. 30 |
| **Unit 20(A),** the Ferry Trail Management Area and the Yanert Controlled Use Area One bull with a spike-fork or 50 inch antlers. Harvest ticket required. Evidence of sex required | Sept. 1--Sept. 20 | Sept. 1--Sept. 20 |
| **Remainder of Unit 20(A)** One bull. Harvest ticket required. Evidence of sex required | Sept. 1--Sept. 20 | Sept. 1--Sept. 20 |
| **Unit 20(B),** that portion within the Fairbanks Management Area One bull by bow and arrow only by registration permit. Harvest ticket required. Evidence of sex required | Sept. 1--Sept. 30<br>Nov. 21--Nov. 27 | Sept. 1--Sept. 30<br>Nov. 21--Nov. 27 |
| **Unit 20(B),** that portion within the Minto Flats Management Area One bull by Tier II subsistence permit only; up to 150 permits will be issued. Evidence of sex required | Sept. 1--Sept. 20<br>Jan. 10--Feb. 28 | No open season |
| **Unit 20(B),** the drainage of the Middle Fork of the Chena River and that portion of the Salcha River drainage upstream from and including Goose Creek One bull. Harvest ticket required. Evidence of sex required | Sept. 1--Sept. 20 | Sept. 1--Sept. 20 |
| **Remainder of Unit 20(B)** One bull. Harvest ticket required. Evidence of sex required | Sept. 1--Sept. 15 | Sept. 5--Sept. 15 |

## *MOOSE*

| | | |
|---|---|---|
| **Unit 20(C)**<br>One bull; however, white-phased or partial albino (more than 50 percent white) moose may not be taken. Harvest ticket required. Evidence of sex required | Sept. 1--Sept. 20 | Sept. 5--Sept. 15 |
| **Unit 20(D),** that portion lying west of the east bank of the Johnson River and south of the north bank of the Tanana River, except the Delta Junction Closed Area | | |
| **SUBSISTENCE/RESIDENT HUNTERS:**<br>One bull with spike-fork or 50-inch antlers. Harvest ticket required. Evidence of sex required | Sept. 1--Sept. 15 | |
| **NONRESIDENT HUNTERS:**<br>One bull with 50-inch antlers. Harvest ticket required. Evidence of sex required | | Sept. 5--Sept. 15 |
| **Unit 20(D),** that portion lying south of the north bank of the Tanana River and east of the east bank of the Johnson River<br>One bull. During the winter season, one bull by Tier II subsistence permit only; up to five bulls may be taken. Harvest ticket required. Evidence of sex required | Sept. 1--Sept. 15<br>Jan. 1--Feb 15 | No open season |
| **Unit 20(D)** that portion north of the Tanana River and west of the Trans Alaska Pipeline<br>One bull. Harvest ticket required. Evidence of sex required | Sept. 1--Sept. 15 | Sept. 5--Sept. 15 |
| **Unit 20(D),** that portion known as the Delta Junction Closed Area | No open season | No open season |
| **Remainder of Unit 20(D)**<br>One bull. Harvest ticket required. Evidence of sex required | Sept. 1--Sept. 10 | Sept. 1--Sept. 10 |
| **Unit 20(E),** that portion drained by the Ladue, Sixty-mile, and Forty-mile Rivers (all forks) from 9 1/2 to 145 mile Taylor Highway, including the Boundary Cutoff road | | |
| **SUBSISTENCE/RESIDENT HUNTERS:**<br>One bull. Harvest ticket required. Evidence of sex required | Sept. 1--Sept. 15 | |
| **NONRESIDENT HUNTERS:**<br>One bull with 50-inch antlers. Harvest ticket required. Evidence of sex required | | Sept. 5--Sept. 15 |
| **Remainder of Unit 20(E),** that portion draining into the Yukon River upstream from and including the Charlie River drainages to and including the Boundary Creek drainages and the Taylor Highway from mile 145 to Eagle | | |
| **SUBSISTENCE/RESIDENT HUNTERS:**<br>One bull. Harvest ticket required. Evidence of sex required | Sept. 5--Sept. 25 | |
| **NONRESIDENT HUNTERS:**<br>One bull with 50-inch antlers. Harvest ticket required. Evidence of sex required | | Sept.5--Sept. 25 |

## *MOOSE*

| | | |
|---|---|---|
| **Unit 20(F)**, that portion drained by the Yukon River downstream from the mouth of Hess Creek<br>One bull. Harvest ticket required. Evidence of sex required | Sept. 1--Sept. 15<br>Dec. 1--Dec. 10 | No open season |
| **Remainder of Unit 20(F)**<br>One bull. Harvest ticket required. Evidence of sex required | Sept. 1--Sept. 15 | No open season |
| **Unit 21(A)** | | |
| **SUBSISTENCE/RESIDENT HUNTERS:**<br>One bull. Harvest ticket required. Evidence of sex required | Sept. 5--Sept. 25<br>Nov. 1--Nov. 30 | |
| **NONRESIDENT HUNTERS:**<br>One bull with 50-inch antlers. Harvest ticket required. Evidence of sex required | | Sept. 5--Sept. 25 |
| **Unit 21(B)**<br>One bull. Harvest ticket required. Evidence of sex required | Sept. 5--Sept. 25 | Sept. 5--Sept. 20 |
| **Unit 21(C)**<br>One bull. Harvest ticket required. Evidence of sex required | Sept. 5--Sept. 25 | Sept. 5--Sept. 25 |
| **Unit 21(D)** | | |
| **SUBSISTENCE/RESIDENT HUNTERS:**<br>One moose; antlerless moose may be taken only from Sept. 21--Sept. 25 and Feb. 1--Feb 5 and Feb. 12--Feb. 14. Moose may not be taken within 1/2 mile of the Yukon River, or in that area south of Bear Creek and a line from the confluence of Bear Creek and Nikolai Slough to Bishop Rock, or in the area south of the Yukon River between Bishop Creek and the Yuki River during the Feb. 1--Feb. 5 and Feb. 12--Feb. 14 seasons. Harvest ticket required. Evidence of sex required | Sept. 5--Sept. 25<br>(General hunt only)<br>Feb. 1--Feb. 5<br>(General hunt only)<br>Feb. 12--Feb. 14<br>(General hunt only) | |
| **NONRESIDENT HUNTERS:**<br>One bull with 50-inch antlers. Harvest ticket required. Evidence of sex required | | Sept. 5--Sept. 25 |
| Note: In this subunit the definition of a 50-inch bull differs from the rest of the state. Here a 50-inch bull means the antlers of a bull moose with a spread of 50 inches or more, or with **four or more brow tines** on either side | | |
| **Unit 21(E)** | | |
| **SUBSISTENCE/RESIDENT HUNTERS:**<br>One moose; however, antlerless moose may be taken only from Feb. 1--Feb. 10; moose may not be taken within 1/2 mile of the Yukon River during the February season. Harvest ticket required. Evidence of sex required | Sept. 5--Sept. 25<br>Feb. 1--Feb. 10 | |
| **NONRESIDENT HUNTERS:**<br>One bull with 50-inch antlers. Harvest ticket required. Evidence of sex required | | Sept. 5--Sept. 25 |

# *MOOSE*

| | | |
|---|---|---|
| **Unit 22(A)**<br>One bull. Harvest ticket required. Evidence of sex required | Aug. 1--Sept. 30<br>Dec. 1--Jan. 31 | Aug. 1--Sept. 30 |
| **Unit 22(B)**<br>One moose; however, antlerless moose may be taken only from Dec. 1--Dec. 31. No person may take a cow accompanied by a calf. Only antlered moose may be taken Jan. 1--Jan. 31. Harvest ticket required. Evidence of sex required | Aug. 1--Jan. 31 | Aug. 1--Jan. 31 |
| **Unit 22(C)**<br>One bull. Harvest ticket required. Evidence of sex required | Sept. 1--Sept. 14 | Sept. 1--Sept. 14 |
| **Unit 22(D)**<br>One moose; however, antlerless moose may be taken only from Aug. 1--Dec. 31. No person may take a cow accompanied by a calf; only antlered moose may be taken Jan. 1--Jan. 31. Harvest ticket required. Evidence of sex required | Aug. 1--Jan. 31 | Aug. 1--Jan. 31 |
| **Unit 22(E)**<br>One moose. No person may take a cow accompanied by a calf. Harvest ticket required. Evidence of sex required | Aug. 1--Mar. 31 | Aug. 1--Mar. 31 |
| **Unit 23** | | |
| **SUBSISTENCE/RESIDENT HUNTERS:**<br>One moose;no person may take a cow accompanied by a calf. Harvest ticket required. Evidence of sex required | Aug. 1--Mar. 31 | |
| **NONRESIDENT HUNTERS:**<br>One bull with spike-fork or 50-inch antlers only. Harvest ticket required. Evidence of sex required | | Sept. 1--Sept. 20 |
| **Unit 24,** that portion within the Koyukuk Controlled Use Area<br>One moose; however, antlerless moose may be taken only from Sept. 21--Sept. 25, Dec. 1--Dec. 10, and Mar. 1--Mar. 10. Harvest ticket required. Evidence of sex required | Sept. 5--Sept. 25<br>Dec. 1--Dec. 10<br>Mar. 1--Mar. 10 | Sept. 5--Sept. 25 |
| **Unit 24,** that portion including the John River drainage upstream from but excluding the Hunt Fork drainage<br>One moose. Harvest ticket required. See Federal Regulations for people qualified to hunt in National Parks and Monuments | Aug. 1--Dec. 31 | No open season |
| **Unit 24,** the Alatna River drainage upstream from and including Helpmejack Creek drainage,the John River drainage upstream from and including the Malemute Fork drainage and downstream from and including the Hunt Fork drainage, the Wild River drainage upstream from and including the Michigan Creek drainage, and the North Fork Koyukuk River drainage north of the Bettles/Coldfoot winter trail | | |

## *MOOSE*

| | | |
|---|---|---|
| **SUBSISTENCE/RESIDENT HUNTERS:**<br>One moose; however, antlerless moose may be taken only from Sept. 21--Sept. 25 and Mar. 1--Mar. 10. Harvest ticket required. Evidence of sex required. See Federal Regulations for people qualified to hunt in National Parks and Monuments | Aug. 25--Sept. 25<br>Mar. 1--Mar. 10 | |
| **NONRESIDENT HUNTERS:**<br>One bull with 50-inch antlers. Harvest ticket required. Evidence of sex required. See Federal Regulations for people qualified to hunt in National Parks and Monuments | | Sept. 5--Sept. 25 |
| **Remainder of Unit 24** | | |
| **SUBSISTENCE/RESIDENT HUNTERS:**<br>One bull. Harvest ticket required. Evidence of sex required | Aug. 25--Sept. 25 | |
| **NONRESIDENT HUNTERS:**<br>One bull with 50-inch antlers. Harvest ticket required. Evidence of sex required | | Aug. 25--Sept. 25 |
| Note: Under federal subsistence hunting regulations, federal public lands in the Kanuti Controlled Use Area are closed to moose hunting except by residents of Unit 24, Anaktuvuk Pass, Koyukuk, and Galena | Sept. 5--Sept. 25 | Sept. 5--Sept. 25 |
| **Unit 25(A)**<br>One bull. Harvest ticket required. Evidence of sex required | | |
| **Unit 25(B),** that portion within the Porcupine River drainage upstream from but excluding the Coleen River drainage<br>One bull. Harvest ticket required. Evidence of sex required | Sept. 20--Sept. 30 | Sept. 20--Sept. 30 |
| **Remainder of Unit 25(B)**<br>One bull. Harvest ticket required. Evidence of sex required | Sept. 5--Sept. 25<br>Dec. 1--Dec. 15 | Sept. 5--Sept. 25 |
| **Unit 25(C)**<br>One bull. Harvest ticket required. Evidence of sex required | Sept. 1--Sept. 15 | Sept. 5--Sept. 15 |
| **Unit 25(D),** that portion lying west of a line extending from the Unit 25(D) boundary on Preacher Creek, then downstream along Preacher Creek, Birch Creek, and Lower Mouth Birch Creek to the Yukon River, then downstream along the north bank of the Yukon River (including islands) to the confluence of the Hadweenzik River, then upstream along the west bank of the Hadweenzik River to the confluence of Forty and One-Half Mile Creek, then upstream along Forty and One-Half Mile Creek to Nelson Mountain on the Unit 25(D) boundary<br>One bull by Tier II subsistence permit only; up to 125 permits will be issued. Evidence of sex required | Aug. 25--Sept. 25<br>Dec. 1--Dec. 10<br>Feb. 18--Feb. 28 | No open season |
| **Remainder of Unit 25(D)** | | |
| **SUBSISTENCE/RESIDENT HUNTERS:**<br>One bull. Harvest ticket required. Evidence of sex required | Sept. 10--Sept. 20<br>Dec. 1--Dec. 10 | |

## *MOOSE*

| | | |
|---|---|---|
| **NONRESIDENT HUNTERS:**<br>One bull with 50-inch antlers. Harvest ticket required. Evidence of sex required | | Sept. 10--Sept. 20 |
| **Unit 26(A)** | | |
| **SUBSISTENCE/RESIDENT HUNTERS:**<br>One moose. No person may take a cow accompanied by a calf. Harvest ticket required. See Federal Regulations for people qualified to hunt in National Parks and Monuments | Aug. 1--Dec. 31 | |
| **NONRESIDENT HUNTERS:**<br>One bull with 50-inch antlers. Harvest ticket required. See Federal Regulations for people qualified to hunt in National Parks and Monuments | | Sept. 1--Dec. 31 |
| **Unit 26(B),** that portion within two miles of the Dalton Highway Corridor Management Area<br>One bull with 50-inch antlers by bow and arrow only. Harvest ticket required. Evidence of sex required | Sept. 5--Sept. 15 | Sept. 5--Sept. 15 |
| **Remainder of Unit 26(B), and Unit 26(C)** | | |
| **SUBSISTENCE/RESIDENT HUNTERS:**<br>One bull. Harvest ticket required. Evidence of sex required. See Federal Regulations for people qualified to hunt in National Parks and Monuments | Sept. 5--Sept. 15<br>Nov. 1--Dec. 31 | |
| **NONRESIDENT HUNTERS:**<br>One bull with 50-inch antlers. Harvest ticket required. Evidence of sex required. See Federal Regulations for people qualified to hunt in National Parks and Monuments | | Sept. 5--Sept. 15 |

## *MOUNTAIN GOAT*

| Game Management Unit and Bag Limits | Subsistence/ Resident Open Seasons | Nonresident Open Seasons |
|---|---|---|
| **Unit 1(A),** Revillagigedo Island only | No open season | No open season |
| **Remainder of Unit 1(A)**<br>Two goats by registration permit only | Aug. 1--Dec. 31 | Aug. 1--Dec. 31 |
| **Unit 1(B),** that portion bounded by Frosty Creek on the South; Boulder Lake, Anan Lake, and Anan Creek on the East; Bradfield Canal on the North; and Ernest Sound on the West<br>One goat, by registration permit only. However, the taking of kids or nannies with kids is prohibited | Aug. 1--Sept. 27 | Aug. 1--Sept. 27 |
| **Remainder of Unit 1(B)**<br>Two goats by registration permit only | Aug. 1--Dec. 31 | Aug. 1--Dec. 31 |
| **Unit 1(C),** that portion draining into Lynn Canal and Stephens Passage between Antler River and Eagle Glacier and River<br>One goat by registration permit only | Oct. 1--Nov. 30 | Oct. 1--Nov. 30 |

## *MOUNTAIN GOAT*

| | | |
|---|---|---|
| **Unit 1(C),** that portion draining into Stephens Passage and Taku Inlet between Eagle Glacier and River and Taku Glacier, and all drainages of the Chilkat Range south of the Endicott River | No open season | No open season |
| **Remainder of Unit 1(C)**<br>One goat by registration permit only | Aug. 1--Nov. 30 | Aug. 1--Nov. 30 |
| **Unit 1(D),** that portion between the Haines Highway and the Ferebee River/Glacier<br>One goat by registration permit only | Sept. 15--Nov. 19 | Sept. 15--Nov. 19 |
| **Unit 1(D),** that portion between Taiya Inlet and River and White Pass and Yukon Railroad | No open season | No open season |
| **Unit 1(D),** that portion between the Ferebee River/Glacier and the Katzehin River, excluding the area between Taiya Inlet/River and the White Pass and Yukon Railroad<br>One goat by registration permit only | Sept. 15--Nov. 30 | Sept. 15--Nov. 30 |
| **Unit 1(D),** that portion south of the Haines Highway and that portion south of the Katzehin River<br>One goat by registration permit only | Aug. 1--Dec. 31 | Aug. 1--Dec. 31 |
| **Remainder of Unit 1(D), and Units 4 and 5**<br>One goat by registration permit only | Aug. 1--Dec. 31 | Aug. 1--Dec. 31 |
| **Unit 6(A),**Hunt #R0825, Don Miller Hills; specifically that portion west and south of Bering River, south of Bering Lake, south of a line between the mouth of Split Creek and Katalla River, and east of Katalla River<br>One goat by registration permit only | Aug. 20--Oct. 1 | Aug. 20--Oct. 1 |
| **Unit 6(A),** Hunt #R0826; specifically that portion west of Katalla River; and **Unit 6(B),** hunt #R0826; specifically that portion west of Martin Lake and its middle inlet stream, south of Martin River and east of Martin River Slough<br>One goat by registration permit only | Aug. 20--Oct. 4 | Aug. 20--Oct. 4 |
| **Unit 6(A),** the Berg Lakes portion of hunt #R0820; specifically that portion west and north of Steller Glacier and east of Canyon Creek; and the White River/Icy Bay portion of hunt #R0820; specifically that portion east of White River and White River Glacier, and south of Guyot Glacier<br>One goat by registration permit only | Aug. 20--Oct. 4 | Aug. 20--Oct. 4 |
| **Unit 6(A),** the Khitrov Hills portion of hunt #R0820; specifically that portion east of Stellar Glacier, north and west of Bering Glacier, and south of Waxell Ridge; and the Brower Ridge portion of hunt #R0820; specifically that portion south and east of the South Channel of Yakataga River, south of Clear Creek, and west of White River Glacier and White River<br>One goat by registration permit only | Aug. 20--Sept. 17 | Aug. 20--Sept. 17 |

## *MOUNTAIN GOAT*

| | | |
|---|---|---|
| **Unit 6(D),** Hunt #R0828, specifically the southern drainages of Port Valdez and Lowe River upstream to the mouth of Browns Creek, the western drainages of Browns Creek, and the northern drainages of Jack Bay, Jack River and North Fork of Jack River<br>One goat by registration permit only | Aug. 20--Sept. 17 | Aug. 20--Sept. 17 |
| **Unit 6(D),** Hunt #R0829; specifically that portion east of Columbia Glacier, north of Valdez Arm and west of Port Valdez, Shoup Bay and Shoup Glacier<br>One goat by registration permit only | Aug. 20--Oct. 16 | Aug. 20--Oct. 16 |
| **Unit 6(D),** Hunt #R0830; specifically the mainland drainages south of Icy Bay, Tiger Glacier, and Sargent Icefield, and east of Cape Fairfield<br>One goat by registration permit only | Aug. 20--Oct. 25 | Aug. 20--Oct. 25 |
| **Remainder of Unit 6**<br>One goat by registration permit only | Aug. 20--Jan. 31 | Aug. 20--Jan. 31 |
| **Units 7 and 15(C),** those portions south and west of the Kenai Fjords National Park, the creek draining Southern Glacier and Tutka Bay<br>One goat by Tier II subsistence hunting permit only in the Aug. 1--Sept. 30 season; one goat by registration permit only during the Oct. 15--Nov. 30 season | Aug 1-Sept. 30<br>Oct. 15--Nov. 30 | No open season |
| **Units 7 and 15,** Hunts R0833 and R0861.<br>One goat by drawing permit only in the Aug. 10-Sept. 30 season or one goat by registration permit only in the Oct. 15-Oct. 28 season | Aug. 10--Sept. 30<br>(General hunt only)<br>Oct. 15--Oct. 28<br>(General hunt only) | Aug. 10--Sept. 30<br>Oct. 15--Oct. 28 |
| **Units 7 and 15,** Hunts R0836, R0863, and R0864<br>One goat by drawing permit only in the Aug. 10-Sept. 30 season, or one goat by registration permit only in the Oct. 15-Oct. 23 season | Aug. 10--Sept. 30<br>(General hunt only)<br>Oct. 15--Oct. 23<br>(General hunt only) | Aug. 10--Sept. 30<br>Oct. 15--Oct. 23 |
| **Units 7 and 15,** Hunt R0845, R0859, and R0860<br>One goat by drawing permit only in the Aug. 10-Sept. 30 season, or one goat by registration permit only in the Oct. 15-Oct. 21 season | Aug. 10--Sept. 30<br>(General hunt only)<br>Oct. 15--Oct. 21<br>(General hunt only) | Aug. 10--Sept. 30<br>Oct. 15--Oct. 21 |
| **Units 7 and 15,** Hunt R0839<br>One goat by drawing permit only in the Aug. 10--Sept. 30 season, or one goat by registration permit only in the Oct. 15--Oct. 19 season | Aug. 10--Sept. 30<br>(General hunt only)<br>Oct. 15--Oct. 19<br>(General hunt only) | Aug. 10--Sept. 30<br>(General hunt only)<br>Oct. 15--Oct. 19<br>(General hunt only) |
| **Remainder of Units 7 and 15**<br>One goat by drawing permit only in the Aug. 10--Sept. 30 season; up to 400 permits will be issued; or one goat by registration permit only in the Oct. 15--Nov. 30 season | Aug. 10--Sept. 30<br>Oct. 15--Nov. 30 | Aug. 10--Sept. 30<br>Oct. 15--Nov. 30 |
| **Unit 8**<br>One goat by drawing permit only; up to 111 permits will be issued | Sept. 1--Oct. 31 | Sept. 1--Oct. 31 |

## *MOUNTAIN GOAT*

| | | |
|---|---|---|
| **Unit 11**<br>One goat by registration permit only. See Federal Regulations for people qualified to hunt in National Parks and Monuments | Sept. 1--Nov. 30 | Sept. 1--Nov. 30 |
| **Unit 13(D)**<br>One goat by drawing permit only; up to 35 permits will be issued; the taking of kids with a horn length of 3" or less or nannies accompanied by kids is prohibited. Evidence of sex required | Aug. 10--Sept. 20 | Aug. 10--Sept. 20 |
| **Units 12, remainder of Unit 13 and 14(A)** north of the Matanuska River, and **14B** | No open season | No open season |
| **Remainder of Unit 14**<br>One goat by registration permit only; however, from Oct. 16--Oct. 31 goats may be taken by bow and arrow only in **Unit 14(C)** only | Sept. 1--Oct. 31 | Sept. 1--Oct. 31 |

## *MUSK OXEN*

| **Game Management Unit and Bag Limits** | **Subsistence/ Resident Open Seasons** | **Nonresident Open Seasons** |
|---|---|---|
| **Unit 18,** Nunivak Island<br>One bull by drawing permit only, with up to 10 permits issued for the fall season and up to 35 permits for the spring season; however one cow may be taken by registration permit only with up to 30 permits issued on a first-come, first-served basis, beginning in the fall and continuing in the spring. Evidence of sex required | Sept. 1--Sept. 30<br>Feb. 1--Mar. 15 | Sept. 1--Sept. 30<br>Feb. 1--Mar. 15 |
| **Unit 18,** Nelson Island<br>One musk ox by registration permit only; up to 30 permits may be issued on a first-come, first-served basis. Evidence of sex required | Feb. 1--Mar. 25 | Feb. 1--Mar. 25 |
| **Remainder of Unit 18** | No open season | No open season |
| **Unit 26(B)**<br>One bull by Tier 11 permit only; up to 2 muskoxen may be taken. Evidence of sex required | Oct. 1--Oct. 31<br>Mar. 1--Mar. 31 | No open season |
| **Remainder of Unit 26** | No open season | No open season |

## *OTTER, LAND -- TRAPPING*

| **Game Management Unit and Bag Limits** | **Subsistence/ Resident Open Seasons** | **Nonresident Open Seasons** |
|---|---|---|
| **Units 1-4.** Trapping restricted in a portion of the area<br>No limit | Dec. 1--Feb. 15 | Dec. 1--Feb. 15 |
| **Unit 5**<br>No limit | Nov. 10--Feb. 15 | Nov. 10--Feb. 15 |
| **Unit 6, 9-11, 13, 14(A), 14(B), 16-18.**<br>Trapping restricted in a portion of the area<br>No limit | Nov. 10--Mar. 31 | Nov. 10--Mar. 31 |

## *OTTER, LAND -- TRAPPING*

| | | |
|---|---|---|
| **Units 7, 14(C), and 15(C).** Trapping restricted in a portion of the area<br>No limit | Nov. 10--Feb. 28 | Nov. 10--Feb. 28 |
| **Units 8, 15(A) and 15(B).** Trapping restricted in a portion of the area<br>No limit | Nov. 10--Jan. 31 | Nov. 10--Jan. 31 |
| **Units 12 and 19-26**<br>No limit | Nov. 1--Apr. 15 | Nov. 1--Apr. 15 |

## *SEA DUCKS • King and common eiders, scoters, old squaw, and mergansers*

| **Game Management Unit and Bag Limits** | **Subsistence/ Resident Open Seasons** | **Nonresident Open Seasons** |
|---|---|---|
| **Note:** The total combined bag limit for sea ducks, including harlequin ducks, is 15 per day, 30 in possession | Sept. 1--Dec. 16 | Sept. 1--Dec. 16 |
| **Units 1-7, 9, 10 (Unimak Island only) and 11-26**<br>Fifteen a day, thirty in possession | | |
| **Units 8 and 10 (except Unimak Island)**<br>Fifteen a day, thirty in possession | Oct. 8--Jan. 22 | Oct. 8--Jan. 22 |

## *SEA DUCKS • Harlequin Ducks*

| **Game Management Unit and Bag Limits** | **Subsistence/ Resident Open Seasons** | **Nonresident Open Seasons** |
|---|---|---|
| **Note:** The total combined bag limit for sea ducks, including harlequin ducks, is 15 per day, 30 in possession | Sept. 1--Dec. 16 | Sept. 1--Dec. 16 |
| **Units 1-5, 6(A-C), 9, 10 (Unimak Island only) and 11-26**<br>Fifteen per day, thirty in possession | | |
| Units 6(D) and 7<br>Fifteen per day, thirty in possession | Oct. 1--Dec. 16 | Oct. 1--Dec. 16 |
| Units 8 and 10 (except Unimak Island)<br>Fifteen per day, thirty in possession | Oct. 8--Jan. 22 | Oct. 8--Jan. 22 |

## *SEA DUCKS • Spectacled and Steller's eider*

| **Game Management Unit and Bag Limits** | **Subsistence/ Resident Open Seasons** | **Nonresident Open Seasons** |
|---|---|---|
| **Note:** The total combined bag limit for sea ducks, including harlequin ducks, is 15 per day, 30 in possession | No open season | No open season |
| **Units 1-26** | | |

## *SHEEP*

| Game Management Unit and Bag Limits | Subsistence/ Resident Open Seasons | Nonresident Open Seasons |
|---|---|---|
| **Units 6, 7, 9, remainder of Unit 13, 14(A), 14(B), 15-17 and 19**<br>One ram with full curl horn or larger. Harvest ticket required | Aug. 10--Sept. 20 | Aug. 10--Sept. 20 |
| **Unit 11** | | |
| **SUBSISTENCE/RESIDENT HUNTERS:**<br>One sheep. Harvest ticket required | Aug. 10--Sept. 20 | |
| **NONRESIDENT HUNTERS:**<br>One ram with full curl horn or larger. Harvest ticket required | | Aug. 10--Sept. 20 |
| **Units 12, 13, and 20,** those portions known as the Tok Management Area<br>One ram with full curl horn or larger, every four regulatory years, by drawing permit only. Up to 120 permits may be issued | Aug. 10--Sept. 20 | Aug. 10--Sept. 20 |
| **Remainder of Unit 12**<br>One ram with full curl horn or larger. Harvest ticket required | Aug. 10--Sept. 20 | Aug. 10--Sept. 20 |
| **Units 13 and 20,** those portions known as the Delta Controlled Use Area<br>One ram with full curl horn or larger, by drawing permit only. Up to 150 permits may be issued | Aug. 10--Sept. 20 | Aug. 10--Sept. 20 |
| **Unit 14(C),** the Eklutna Management Area<br>One sheep by drawing permit only, and by bow and arrow only; up to 25 permits will be issued. See special restrictions in Chugach State Park | Sept. 8--Sept. 30 | Sept. 8--Sept. 30 |
| **Remainder of Unit 14(C)**<br>One sheep by drawing permit only; up to 240 permits will be issued. One sheep by drawing permit only; up to 80 permits will be issued for bow and arrow only. See special restrictions in Chugach State Park | Aug. 10--Sept. 30<br>Oct. 1--Oct. 10 | Aug. 10--Sept. 30<br>Oct. 1--Oct. 10 |
| **Unit 20(E),** that portion known as Glacier Mountain Controlled Use Area<br>One ram with full curl horn or larger. Harvest ticket required | Aug. 10--Sept. 20 | Aug. 10--Sept. 20 |
| **Remainder of Unit 20(E),** and that portion of **Unit 20(D)** north of the Alaska Highway<br>One ram with full curl horn or larger, by drawing permit only. 12 permits will be issued | Aug. 10--Sept. 20 | Aug. 10--Sept. 20 |
| **Remainder of Unit 20**<br>One ram with full curl horn or larger | Aug. 10--Sept. 20 | Aug. 10--Sept. 20 |
| **Unit 23,** that portion south and east of the Noatak River (excluding Gates of the Arctic National Park) and including the Igichuk Hills (that area west of the Noatak River and south of Noatak Village | No open season | No open season |

## *SHEEP*

| | | |
|---|---|---|
| Note: Under federal subsistence hunting regulations, public lands in Unit 23 are closed to sheep hunting from Oct. 1--April 30, except by residents of Unit 23 living north of the Arctic Circle | Sept 1--Sept 20<br>Oct. 1--Apr. 30 | Sept. 1--Sept. 20 |
| **Remainder of Unit 23**<br>One ram with 7/8 curl horn or larger; however, 1 sheep may be taken October 1--April 30 | | |
| **Units 25(A) and 26(C)** | | |
| **SUBSISTENCE/RESIDENT HUNTERS:**<br>One ram with 7/8 curl horn or larger Aug. 10--Sept. 20; or three sheep maybe taken by registration permit Oct. 1--Apr. 30. Harvest ticket required | Aug. 10--Sept. 20<br>Oct. 1--Apr. 30 | |
| **NONRESIDENT HUNTERS:**<br>One ram with 7/8 curl horn or larger.<br>Harvest ticket required | | Aug. 10--Sept. 20 |
| Note: Under federal subsistence hunting regulations, federal public lands in that portion of Unit 25(A) established as the Arctic Village Sheep Management Area are closed to sheep hunting except by residents of Arctic Village, Venetie, Fort Yukon, Kaktovik, and Chalkytsik. | Aug. 10--Sept. 20 | Aug. 10--Sept. 20 |
| **Remainder of Unit 25**<br>One ram with a full curl horn or larger.<br>Harvest ticket required | | |
| **Units 24, and 26(A),** those portions within the Gates of the Arctic National Park<br>Three sheep | Aug. 1--Apr. 30 | No open season |
| **Unit 26(A),** that portion west of Howard Pass<br>One ram with 7/8 curl horn or larger | Sept. 1--Sept. 20 | Sept. 1--Sept. 20 |
| **Remainder of Units 24, 26(A), and 26(B),** including the Gates of the Arctic National Preserve<br>One ram with 7/8 curl horn or larger.<br>Harvest ticket required | Aug. 10--Sept. 20 | Aug. 10--Sept. 20 |

## *SNOW GEESE*

| Game Management Unit and Bag Limits | Subsistence/ Resident Open Seasons | Nonresident Open Seasons |
|---|---|---|
| **Units 1 (except 1(C)), 2-7, 9, 10 (Unimak Island only), and 11-26**<br>Six a day, twelve in possession | Sept. 1--Dec. 16 | Sept. 1--Dec. 16 |
| **Unit 1(C)** | No open season | No open season |
| **Units 8 and 10 (except Unimak Island)**<br>Six a day, twelve in possession | Oct. 8--Jan. 22 | Oct. 8--Jan. 22 |

## *WOLF -- HUNTING*

| Game Management Unit and Bag Limits | Subsistence/ Resident Open Seasons | Nonresident Open Seasons |
|---|---|---|
| **Units 1-5**<br>No limit | Aug. 1--Apr. 30 | Aug. 1--Apr. 30 |
| **Units 6-25** (except those portions of **Units 7 and 15** within the Kenai National Wildlife Refuge<br>Five wolves | Aug. 10--Apr. 30 | Aug. 10--Apr. 30 |
| **Units 7 and 15** within the Kenai National Wildlife Refuge<br>Two wolves | Aug. 10--Apr. 30 | Aug. 10--Apr. 30 |
| **Unit 26**<br>Ten wolves | Aug. 10--Apr. 30 | Aug. 10--Apr. 30 |

## *WOLF -- TRAPPING*

| Game Management Unit and Bag Limits | Subsistence/ Resident Open Seasons | Nonresident Open Seasons |
|---|---|---|
| **Units 1--5** Trapping restricted in a portion of the area<br>No limit | Nov. 10--Apr. 30 | Nov. 10--Apr. 30 |
| **Units 6, 9, 10, 11, 13, 14(A), 14(B), and 16-18.** Trapping restricted in a portion of the area<br>No limit | Nov. 10--Mar. 31 | Nov. 10--Mar. 31 |
| **Units 7, 14(C) and 15**<br>No limit | Nov. 10--Feb. 28 | Nov. 10--Feb. 28 |
| **Units 12 and 20(E)**<br>No limit | Oct. 1--April 30 | Oct. 1--April 30 |
| **Units 19, 21, 24, 25, and remainder of Unit 20**<br>No limit | Nov. 1--March 31 | Nov. 1--March 31 |
| **Units 22, 23 and 26**<br>No limit | Nov. 1--April 15 | Nov. 1--April 15 |

## *WOLVERINE --HUNTING*

| Game Management Unit and Bag Limits | Subsistence/ Resident Open Seasons | Nonresident Open Seasons |
|---|---|---|
| **Units 1--5**<br>One wolverine | Nov. 10--Feb. 15 | Nov. 10--Feb. 15 |
| **Units 6--10, 12, 15, 16(B), and 17--26**<br>One wolverine. See special restrictions in Chugach State Park | Sept. 1--Mar. 31 | Sept. 1--Mar. 31 |

## *WOLVERINE --HUNTING*

| | | |
|---|---|---|
| **Units 11, 13, 14, and 16(A)**<br>One wolverine | Sept. 1--Jan 31 | Sept. 1--Jan. 31 |

Note: Under federal subsistence hunting regulations, federal public lands in Units 11 and 13 are closed to wolverine hunting except by federally-eligible rural residents of Alaska

## *WOLVERINE -- TRAPPING*

| **Game Management Unit and Bag Limits** | **Subsistence/ Resident Open Seasons** | **Nonresident Open Seasons** |
|---|---|---|
| **Units 1--5.** Trapping restricted in a portion of the area<br>No limit | Nov. 10--April 30 | Nov. 10--April 30 |
| **Units 6--10, 15(B), 15(C), 16(B), and 17.**<br>Trapping restricted in a portion of the area<br>No limit | Nov. 10--Feb. 28 | Nov. 10--Feb. 28 |
| **Units 11, 13, 14, and 16(A)**<br>Two wolverines | Nov. 10--Jan. 31 | Nov. 10--Jan. 31 |
| **Unit 15(A)** | No open season | No open season |
| **Units 12, 20, and 25(C)**<br>No limit | Nov. 1--Feb. 28 | Nov. 1--Feb. 28 |
| **Unit 18**<br>No limit | Nov. 10--Mar. 31 | Nov. 10--Mar. 31 |
| **Units 19, 21, 24, and remainder of Unit 25**<br>No limit | Nov. 1--Mar. 31 | Nov. 1--Mar. 31 |
| **Units 22, 23, and 26**<br>No limit | Nov. 1--Apr. 15 | Nov. 1--Apr. 15 |