ALASKA WILDLIFE

HARVEST SUMMARY

1991-1992



Alaska Department of Fish and Game
Division of Wildlife Conservation

Alaska Wildlife

HARVEST SUMMARY

1991-1992

Prepared by:
Division of Wildlife Conservation
Information Management Section
Wildlife Information Data Base
Enid Goodwin, Project Leader

March 1, 1993

This book was partially financed by Federal Aid in Wildlife Restoration funds under Project W-23-5, Job. No. 22.0, Alaska Wildlife Statistics Information Data Base, Segment Period July 1, 1992 - June 30, 1993.

This publication was released by the Alaska Department of Fish and Game, Division of Wildlife Conservation, produced at a cost of $21.40 per copy to present summary data of wildlife harvests for regulatory year 1991-92, and printed in Anchorage, Alaska.

The Alaska Department of Fish and Game conducts all programs and activities free from discrimination on the basis of sex, color, race, religion, national origin, age, marital status, pregnancy, parenthood, or disability. For information on alternative formats available for this and other department publication, please contact the department ADA Coordinator at (voice) 907-465-4120, (TDD) 1-800-478-3648, or (FAX) 907-586-6595. Any person who believes she/he has been discriminated against should write to: ADF&G, P.O. Box 25526, Juneau, AK 99802-5526; or O.E.O., U.S. Department of the Interior, Washington, D.C. 20240.

This book is printed on recycled paper.



TABLE OF CONTENTS

TABLE OF CONTENTS

Introduction/How to Use this Book

Introduction 1
A Key to Using the Tables 3

Sources of Data

Sources of Harvest Information 9

Miscellaneous Statistics

Alaskan License Sale Statistics 17
License Revenues 18
Drawing Permit Statistics, 1991-92 19
Comparison of Harvest Tickets, Issued and Returned 20
Comparision of Permits, Issued and Returned 21

Maps

Game Management Unit 1 ..... M-1
Game Management Unit 2 ..... M-2
Game Management Unit 3 ..... M-3
Game Management Unit 4 ..... M-4
Game Management Unit 5 ..... M-5
Game Management Unit 6 ..... M-6
Game Management Unit 7 ..... M-7
Game Management Unit 8 ..... M-8
Game Management Unit 9 ..... M-9
Game Management Unit 10 ..... M-10
Game Management Unit 11 ..... M-11
Game Management Unit 12 ..... M-12
Game Management Unit 13 ..... M-13
Game Management Unit 14 ..... M-14
Game Management Unit 15 ..... M-15
Game Management Unit 16 ..... M-16
Game Management Unit 17 ..... M-17
Game Management Unit 18 ..... M-18
Game Management Unit 19 ..... M-19
Game Management Unit 20 ..... M-20
Game Management Unit 21 ..... M-21
Game Management Unit 22 ..... M-22
Game Management Unit 23 ..... M-23
Game Management Unit 24 ..... M-24
Game Management Unit 25 ..... M-25
Game Management Unit 26 ..... M-26
Alaska State Map/Game Management Units M-27
Alaska State Map/Game Management Regions M-28

Harvest Totals

Statewide Harvest Totals and % Take by Residency 23
Reported Harvest Totals by Region, by year 26
Reported Harvest Totals by GMU, by year 28

TABLE OF CONTENTS (CONTINUED)

Species

1991-92 Harvest Information:

Beaver 35
Bison 39
Black Bear 40
Brown Bear 44
Caribou 53
Herds by Unit/Subunit 58
Harvest Information by Herd 59
Coyote 61
Deer 65
Elk 66
Fox 67
Lynx 71
Marten 74
Mink 78
Moose 82
Mountain Goat 88
Muskox 91
Otter 92
Sheep 96
By Mountain Range 100
Wolf 104
Wolverine 108

1991-92 Hunter Information:

Beaver 113
Bison 114
Black Bear 115
Brown Bear 119
Caribou 128
Herds by Unit/Subunit 131
Hunter Information by Herd 132
Coyote 134
Deer 135
Elk 136
Fox 137
Lynx 138
Marten 141
Mink 142
Moose 143
Mountain Goat 149
Muskox 152
Otter 153
Sheep 156
By Mountain Range 160
Wolf 164
Wolverine 166

TABLE OF CONTENTS (CONTINUED)

Unit/Subunit

1991-92 Harvest Information:

Game Management Unit 1 169
Game Management Unit 2 172
Game Management Unit 3 174
Game Management Unit 4 176
Game Management Unit 5 178
Game Management Unit 6 180
Game Management Unit 7 183
Game Management Unit 8 185
Game Management Unit 9 191
Game Management Unit 10 195
Game Management Unit 11 197
Game Management Unit 12 199
Game Management Unit 13 201
Game Management Unit 14 206
Game Management Unit 15 210
Game Management Unit 16 213
Game Management Unit 17 215
Game Management Unit 18 218
Game Management Unit 19 220
Game Management Unit 20 224
Game Management Unit 21 229
Game Management Unit 22 232
Game Management Unit 23 235
Game Management Unit 24 237
Game Management Unit 25 239
Game Management Unit 26 242
Game Management Unit 27 (Unknowns) 245
Statewide 247

1991-92 Hunter Information:

Game Management Unit 1 249
Game Management Unit 2 252
Game Management Unit 3 254
Game Management Unit 4 256
Game Management Unit 5 258
Game Management Unit 6 260
Game Management Unit 7 263
Game Management Unit 8 265
Game Management Unit 9 271
Game Management Unit 10 275
Game Management Unit 11 277
Game Management Unit 12 279
Game Management Unit 13 281
Game Management Unit 14 285
Game Management Unit 15 289
Game Management Unit 16 292
Game Management Unit 17 294

TABLE OF CONTENTS (CONTINUED)

Unit/Subunit

1991-92 Hunter Information by Unit/Subunit:

Game Management Unit 18 297
Game Management Unit 19 299
Game Management Unit 20 302
Game Management Unit 21 307
Game Management Unit 22 310
Game Management Unit 23 313
Game Management Unit 24 315
Game Management Unit 25 317
Game Management Unit 26 320
Game Management Unit 27 (Unknowns) 323
Statewide 325

Tier II/Federal Hunts (Subsistence)

Harvest Information 327
Hunter Information 330

Historical Tables

Caribou Hunt Information by Herd, by Year 333
Sheep Hunt Information by Mountain Range, by Year 339
Duck Harvest/Hunter Information, by Year 341
Goose Harvest/Hunter Information, by Year 347

Commercial Services/Transport Type

1991-92 Commercial Services Information by Species 351
1991-92 Hunter Information by Transportation Type:
Beaver 355
Bison 363
Black Bear 364
Brown Bear 371
Caribou 379
Deer 383
Elk 384
Lynx 385
Marten 391
Moose 393
Mountain Goat 403
Muskox 406
Otter 407
Sheep 415
Wolf 421
Wolverine 429

TABLE OF CONTENTS (CONTINUED)

1991-92 Regulations and Seasons

Beaver
- Trapping 438

Bison 439
Black Bear 439
Brant 440
Brown Bear and Grizzly Bear 440
Cackling Canada Geese 443
Canada Geese 443
Caribou 444
Coyote
- Hunting 448
- Trapping 449

Deer 449
Ducks 450
Elk 451
Emperor Geese 451
Fox, Arctic
- Hunting 451
- Trapping 451

Fox, Red
- Hunting 452
- Trapping 452

Lynx
- Hunting 452
- Trapping 453

Marten
- Trapping 454

Mink
- Trapping 454

Moose 455
Mountain Goat 464
Musk Oxen 466
Otter, Land
- Trapping 467

Sea Ducks 467
Sheep 468
Snow Geese 469
Wolf
- Hunting 469
- Trapping 470

Wolverine
- Hunting 470
- Trapping 470



INTRODUCTION

As a part of the Division of Wildlife Conservation's continuing commitment to provide reliable data for those concerned with Alaska wildlife issues, the Wildlife Information Data Base Project presents the 1991-92 Wildlife Harvest Summary Book.

This book is the fourth in an ongoing series of yearly publications. As you look at the data and compare information from year to year, you should keep in mind some aspects of the 1991-92 regulatory year which may have affected harvest levels and produced differences between this and previous years:

Under-reporting of harvests for all species continued to be a chronic problem for wildlife managers in many remote rural areas.

During regulatory year 1991-92, the Tier II system went into effect for the Nelchina herd caribou. While large numbers of hunters qualified for this hunt, unusual herd movements to inaccessible areas led to lower than anticipated harvests.

The Alaska Peninsula (GMU 9) was open for Fall and Spring brown bear hunting in 1991-92 (the season was closed in '90-91).

The winter of 1990-91 was severe for wildlife over much of Alaska. Interior Alaska subsequently shortened moose and caribou season lengths during '91-92, and enacted 50-inch moose antler restrictions for some nonresident hunts to compensate for reductions in affected populations. In Southcentral, existing spike/fork regulations lessened harvests where necessary. On portions of Kodiak Island (GMU 8), deer seasons were shortened and the bag limit reduced. In Southeastern Alaska, some deer seasons were closed early. High winter mortalities combined with increased predation on sheep and moose in GMU 23 as a result of failure of the Western Arctic caribou herd to winter there resulted in closure of sheep seasons and shortened nonresident moose seasons.

This year's Harvest Summary Book contains format improvements, more types of totals than previously, and a separate section for maps. Maps contain square mile figures. In the Unit/Subunit and Species sections, harvest and hunter data have been organized into discrete subsections. We hope these changes make the Book more convenient for you to use. Please feel free to provide your comments and suggestions on the design, content, and/or utility of the book.

We hope you find the information in this book useful.



David Kelleyhouse
Director
Division of Wildlife Conservation

ACKNOWLEDGEMENTS

Thanks is extended to the Information Management Section staff for their diligence and dedication in producing this book. Special thanks goes to Becky Strauch for her exceptional computer capabilities and dedication to a job well done, to Suzan Bowen without whose ideas, attention to detail, and good humor this book would have been impossible; to Thela Divens, Bob Walker, Tammy Wettin, and Ruth Moulton for their efforts, and high standards of accuracy. Thanks goes to other Divisional staff making significant contributions to this book: to each area and assistant area management biologist for his/her outstanding cooperation and willing effort; to the Management Coordinators; to the Regional Supervisors; to Deputy Director Wayne Regelin for his encouragement and support; and especially to SuzAnne Miller for her dedication of staff time and budgetary resources for the annual completion of this program.

1991-1992 ALASKA WILDLIFE HARVEST SUMMARY

A KEY TO USING THE TABLES

FOR EASIER INTERPRETATION OF TABLE CONTENTS, PLEASE NOTE THE FOLLOWING:

1. **"n/a"** means **NO DATA WAS AVAILABLE.**

2. A **"Z"** designation following a Game Management Unit (GMU) number refers to data for which the **SUBUNIT WAS UNKNOWN**; during central processing, data could only be assigned to the GMU level due to omissions or illegibility of information.

3. **"Unit 27Z"** refers to data for which the **GAME MANAGEMENT UNIT** was unknown.

4. Hunt numbers followed by an **"F"** refer to **FALL HUNTS**; numbers followed by an **"S"** refer to **SPRING HUNTS**. Not all Fall or Spring hunts have an F or S designation. For a more complete listing of Fall or Spring hunt numbers, please refer to the 1991-92 Permit Hunt Supplement Hunt newspapers.

5. Hunt numbers followed by a **"T"** refer to **TIER II SUBSISTENCE HUNTS**. Not all subsistence hunts have a "T" designation, but all "T" hunts are tier II subsistence hunts.

6. **"General Season"** refers to a season not regulated by the drawing or registration permit systems and is open to one or more of the following categories of hunters: Alaska Resident, Non-Resident, or Subsistence. In general season hunts, the numbers of hunters are not regulated; the numbers of animals taken are regulated by bag limits, season lengths, methods and means, and access restrictions.

7. Throughout this book, **"SHEEP"** refers to **DALL SHEEP**; **"DEER"** refers to **SITKA BLACKTAIL DEER**; and **"OTTER"** refers to **RIVER OTTER** (also known as **LAND OTTER**).

8. If a species is not listed for a particular GMU/subunit, it does not occur in that area.

You are urged to be aware of the scope and limitations of the data presented here before interpreting it for other applications. In using these wildlife harvest statistics, you should check available information (the Comments column in the main tables and the Seasons section) to note actual season lengths, applicable regulations , or other conditions which may have affected harvest levels. Other factors affecting harvest (such as weather conditions, availability of other food sources, alternative hunting opportunities, or travel costs) are not quantified here.

HOW THIS BOOK IS ORGANIZED

WHAT IS IN THE DATA TABLES

The harvest data presented in this book have been compiled from two main sources:

1. **CENTRALLY PROCESSED DATA** obtained from keypunched harvest reports (e.g., moose harvest tickets, bear and furbearer sealing certificates, etc.), from keypunched permit reports (includes most drawing permit data and some registration hunt data), and from a deer hunter survey for South East and South Central Alaska.

2. **BIOLOGIST-COMPILED RECORDS** (e.g., some drawing permit hunt data; data from most registration hunts; general seasons where harvest reports are not required; Defense of Life and Property [DLP] kills ; and illegal and unreported kills).

Please refer to the **SOURCES OF DATA** section of this book for a more detailed explanation of the systems used for collecting the wildlife harvest data presented here.

The State of Alaska's summary harvest data for regulatory year 1991-1992 (July 1, 1991-June 30, 1992) is presented in two ways, each in its own section:

1. By **GAME MANAGEMENT UNIT/SUBUNIT**

2. By **SPECIES**

Within each section of these two sections, the data are presented in two parts:

1. **HARVEST INFORMATION**

2. **HUNTER INFORMATION**

The two parts are presented separately to avoid confusion when the tables are read. In other words, in the GMU/Subunit section, all harvest information for all units is presented, followed by tables for all hunter information for all units. In the Species section, all harvest for a species is presented, followed by all hunter information for that species.

All data are identified as to species, GMU/Subunit, type of hunting season (i.e., general season, drawing permit, registration permit, trapping, etc.) and hunt number, where applicable. Information regarding permit or harvest ticket holders who did not hunt is not reported in this book.

HARVEST INFORMATION contains the following:

1. **Total Harvest**: Total number of animals harvested. Reported harvest only. Does NOT include DLP's for bears or unreported/illegal harvest.

2. **Sex** breakdown of reported harvest: (male + female + unknown = Total Harvest).

3. **DLP, Bear**: Defense of Life and Property kills. Applies to brown and black bears only.

4. **Unreported/Illegal**: Estimates of unreported and/or illegally taken harvest. In

some areas, for some species, unreported and illegal harvest may equal or exceed the reported harvest.

5. **Average Horn Length/Antler Width**: Horn length applies to Dall Sheep and Mountain Goat.
   Antler width applies to moose.
   Caribou rack size data are not collected.

6. **Comments**: Explanatory information pertinent to interpretation of the data.

HUNTER INFORMATION contains the following:

1. **Successful Hunters**

   a. **Total**: Total number of successful hunters. Total Successful = Successful Unit Residents + Other Successful State Residents + Total Successful Non-Residents + Total Successful Unknown Residents.

      For hunts and species which have a single animal bag limit, Total Successful = Total Harvest.

   b. **Unit Residents**: Number of successful hunters whose primary place of residence is the GMU in which the hunt or season is held. Unit residents are also State Residents.

   c. **Other State Residents:** Total number of successful hunters who are Alaska State residents but who are not residents of the GMU for which data is reported.

   d. **Non-Residents**: Total number of successful hunters who are non-residents. Non-residents includes aliens who reside outside of the U.S.

   e. **Unknown Residents**: Total number of successful hunters whose residency is unknown, generally because of illegibly written address information or failure to include it on the harvest or permit report.

2. **Unsuccessful Hunters**
   The residency categories for Unsuccessful hunters are the same as for Successful categories, except that Unsuccessful data apply. Total = Unsuccessful Unit Residents + Unsuccessful Other State Residents + Unsuccessful Non-Residents + Unsuccessful Unknown Residency hunters.

   For many hunts, Unsuccessful residency information is not available and is denoted by "n/a" in the appropriate columns. No Unsuccessful residency is collected for brown and black bear harvests (except for permitted hunts), caribou General Season hunts, or all furbearers.

3. **Per Cent Successful**:
   For those hunts where both Successful and Unsuccessful hunter residency data is available, % Success is calculated.

   a. **Total % Success** = (Total number of successful hunters / [Total number of successful hunters + Total number of unsuccessful hunters]) x 100.

b. **Unit Resident % Success** = (Total number of successful GMU resident hunters/[Total number of successful GMU resident hunters + Total number of unsuccessful GMU resident hunters]) x 100.

c. **Other State Resident % Success** = (Total number of successful other Alaska resident hunters/[Total number of successful Alaska resident hunters + Total number of unsuccessful Alaska resident hunters] x 100.

d. **Non-Resident % Success** = (Total number of successful non-resident hunters/[Total number of successful non-resident hunters + Total number of unsuccessful non-resident hunters]) x 100.

e. **Unknown Resident % Success** = (Total number of successful unknown residency hunters/[Total number of successful unknown residency hunters + Total number of unsuccessful unknown residency hunters]) x 100.

4. **Total Days** = Total number of days or parts of days spent in the field by all hunters having the intent to harvest a given species.

5. **Average Effort** = Total number of days spent by all hunters in the field / Total number of hunters, where Total number of hunters = Total Successful + Total Unsuccessfuls.

CALCULATION OF TOTALS

AT THE SUBUNIT LEVEL:

HUNTER AND HARVEST INFORMATION:

1. **TOTAL HUNT**: When more than one hunt with the same hunt number appears within a subunit (e.g., Fall and Spring hunts with the same number; or a registration hunt open to anyone and a subsistence hunt, with the same number, open to local residents), the data for those hunts will be totalled.

2. **TOTAL SUBUNIT**: When more than one hunt for a given species occurs within a subunit, the data for all hunts for that species is totalled. Single hunts within a subunit for a given species are their own totals.

AT THE GAME MANAGEMENT UNIT LEVEL:

HARVEST INFORMATION:

1. **TOTAL UNIT**: All reported harvest for a given species, regardless of hunt number or hunt type, is totalled at the Unit level and is presented at the end of the Subunit tables.

   a. **When a GMU has no Subunits**, data from individual hunts are shown as in Subunit tables, then totalled in a GMU summary table, consistent with the format for GMU's with Subunits.

   b. **For unsealed furbearers (coyote, fox, mink, and marten** [except marten taken in GMU's 1-5, and 7, 18, and 19]**), harvest data is generally**

unavailable and (denoted by "n/a" in the tables). Documents dealing with these species relate more to transactions between trappers and fur dealers who export furs outside Alaska, rather than to the actual harvest of those animals in a given year. While useful for trend information, these documents are not generally reliable sources of harvest information. For marten, sealing is required in GMU's 1-5 and 7; in GMU's 18 and 19 the area biologists have taken extra care (through personal contact with trappers and fur dealers and/or intensive trapper questionnaire use) to document furbearer harvest. For those units, data is considered a reliable reflection of harvest levels.

c. **For sealed furbearers** (beaver, marten taken from GMU's 1-5 and 7, lynx, otter, wolf, and wolverine), data are totalled at the GMU level.

HUNTER INFORMATION:

Even though problems exist because of duplicate reporting when a single individual hunts in more than one subunit (one individual would be counted as more than one), **hunter data is totalled at the Unit level as well as at the subunit level. These data are intended for use as indices only and may overestimate the true number of hunters utilizing the resource.**

AT THE STATEWIDE LEVEL

TOTAL STATEWIDE

1. The sum total of all harvest data Statewide is shown in a separate table at the end of the GMU/SUBUNIT section.

2. Statewide totals by species are shown at the end of the GMU summaries in the SPECIES section.

3. No statewide totals for unsealed furbearers are given (lack of available data).

COMPARATIVE TABLES

The **HISTORICAL TABLES** section of this book contains tables which compare harvest and/or hunter information on a multi-year basis. These tables present statewide, regional or GMU totals from the previous Harvest Summary Books (1988-89, 1989-90) along with the 1990-91 information in a comparative format.

The HISTORICAL TABLES section is also the place to obtain information updated from previous years. Frequently, harvest documents are sent in for processing after the appointed deadlines; the data provided from these documents may not be received in time to be included for publication in the Harvest Summary Book. However, as the late information is received, the files are updated and corrected as necessary. This new information is then used to produce the updated totals seen in the tables containing comparative data. **You are cautioned to check the most current issue of the Harvest Summary Book for updates before using summary data presented in previous issues.**

MULTI-YEAR COMPARISONS OF HARVEST DATA

When comparing harvest levels by hunt number from one year to the next, you are cautioned to remember that hunt numbers, areas, bag limits, and/or methods and means may have been changed from one year to the next. In these cases, comparisons between years should only be made with those changes firmly in mind. In some cases, direct comparisons should not be made at all, depending upon what types of changes have been made.

As an example of changes which may make year-by year hunt comparisons invalid, consider GMU 14C moose drawing permit hunt number 923:

In 1986-87, hunt 923 had the following conditions:

1. Season dates: 12/1/86 - 2/28/87
2. Methods and Means: Any legal hunting weaponry
3. Hunt area: Specified portions of Ft. Richardson Military Base.
4. Bag Limit: 1 moose, either sex.

In 1987-88, hunt 923 had the following conditions:

1. Season dates: 9/8/87 - 10/31/87
2. Methods and Means: Archery only
3. Hunt Area: Specified portions of Ft. Richardson, south of Eagle River
4. Bag Limit: 1 moose, either sex, 10 bull quota

In 1988-89, hunt 923 had the following conditions:

1. Season dates: 9/6/89 - 10/31/89
2. Methods and Means: Archery only
3. Hunt Area: Specified portions of Ft. Richardson, north of Eagle River
4. Bag Limit: 1 moose, antlerless only

In 1989-90, hunt 923 had the following conditions:

1. Season dates: 9/5/89 - 10/31/89
2. Methods and Means: Black powder muzzle-loaders only
3. Hunt Area: Specified portions of Ft. Richardson, north of Eagle River
4. Bag Limit: 1 moose, antlerless only

Any direct multi-year comparison of harvest levels for hunt 923 would be invalid. Similar situations apply to many other drawing and registration hunts across the state.

This book contains no multi-year comparisons of harvest data at the hunt number level. Because a comprehensive history of hunt numbers and conditions is not yet available, you are urged to exercise extreme caution before you attempt to make such comparisons. Until such time as documentation of hunt histories is available, please refer to the Seasons section of this book, to past and current issues of *Alaska Game Regulations*, the annual drawing and registration permit hunt supplemental newspapers, and Division of Wildlife Conservation staff who have knowledge of hunt histories (specific area biologists, Regional Regulation Specialists, Regional Management Coordinators, etc.).


Herman Griese 83

SOURCES OF HARVEST INFORMATION

The Division of Wildlife Conservation compiles Alaska wildlife harvest information from a diverse array of sources. This section outlines the various data sources for the species whose harvests are summarized in this book. Specific sources of harvest information for each separate species are delineated in the second part of this section.

HARVEST TICKETS

Harvest tickets are the primary means of collecting information on caribou, moose, and sheep harvests in areas not administered by registration or drawing permit hunts. License vendors and Department staff issue harvest tickets to individual hunters. Each "harvest ticket" has three parts: an overlay, containing hunter's name, residency information and license number; a hunt report containing harvest data; and a harvest ticket carried into the field by the hunter and validated when an animal is harvested., License vendors return overlays to the Division of Wildlife Conservation in Anchorage. Alalska law requires hunters to send in a completed hunt report within a specified time frame after the hunt. Reports are postage-paid and pre-addressed to be sent to Anchorage for central processing by the Information Management Section.

Moose and sheep overlays are keypunched, and hunters not returning reports are sent up to three reminder letters. Deer overlays are keypunched and the information is used for annual (southeastern Alaska) or periodic (Kodiak and Prince William Sound) survey questionnaires to randomly selected hunters. No hunter reports are required of deer hunters or Western Arctic caribou hunters. Caribou overlays are not presently keypunched.

Hunter reports provide information on hunter residency, effort, success, location of kill, method of take, transport means, commercial services used, sex of animal(s) killed, number of animals killed if multiple bag limits apply, horn or antler measurements where applicable, and chronology of kill.

DRAWING PERMITS AND REGISTRATION PERMITS

A drawing permit is obtained through a lottery drawing in which qualified applicants are chosen on the basis of a computerized random assignment of winning numbers. Harvest levels are regulated through the numbers of permits allotted within each hunt. Drawing winners are issued a permit, part of which is a hunt report which must be filled out and returned to the Division of Wildlife Conservation as part of the conditions of the permit hunt. Failure to return a hunt report for a drawing permit may lead to the exclusion of the hunter from eligibility for drawing permits in the following year.

Registration permits are obtained by application in person at designated area offices. In general, registration permit hunts, unlike drawing permit hunts, have no limiting quota of permits that may be issued. For a few hunts, the total number of permits is limited and permits are issued on a first-come-first-serve basis at designated offices. Harvest levels are regulated through emergency closures of each hunt when desired harvest levels have been reached. In certain registration hunts, only qualified local residents may participate. In some other hunts, only Alaskans holding a resident hunting license may participate; in others, any licensed hunter, regardless of residency, may hunt.

Registration permits contain a hunt report which must be returned either in person or by mail to a designated ADF&G office at a specified time following each hunt. Some drawing and registration hunts may also require hunters to telephone in hunt information.

Permit harvest reports provide hunter residency, effort, location of kill, success, method of take, transport means, and commercial services used in addition to harvest data (sex and horn/antler measurements where applicable).

TIER II PERMITS

1991-92 Tier II subsistence hunts were created by the Alaska Board of Game. Tier II subsistence hunts occur when there is not enough wild game in an area for all subsistence hunters to have a reasonable opportunity to take. Hunting permits are given to people who get the highest number of points on a scored application. Points are awarded by the following criteria (defined by law):

1. Customary and direct dependence upon the game population as the mainstay of one's livelihood
2. Local residency
3. Availability of alternative resources

In the 1991-92 regulatory year, 12 Tier II subsistence hunts were held for moose, caribou, mountain goat, and muskox.

FEDERAL PERMITS

During the 1991-92 regulatory year, 13 Federal subsistence hunts were held for caribou, moose, sheep and mountain goat. Federal regulations were set by a governing board analogous to Alaska's Board of Game. All Federal hunts were registration hunts and all permits issued were valid only for hunt areas on Federal lands. Harvest information was provided by a hunt report similar to the State's, to be returned by each permit holder by a specified deadline. Processing of all Federal harvest data was done by the Division of Wildlife Conservation, Information Management Section.

SEALING DOCUMENTS

Sealing certificates are used in gathering information on black and brown bear harvests not regulated under permit hunts, and some furbearer harvests.

Brown bear and black bear sealing certificates are filled out by an authorized Department employee at the time a hunter brings in a bear skull and hide to have a numbered locking tag (seal) affixed. Hunter residency, location of kill, transport means, commercial services used, and successful hunter effort data are obtained from bear sealing certificates, along with sex, age, and color-phase information. No information concerning unsuccessful bear hunters is collected. Sealing of black bears is required only for GMU's 1 - 7, 11 - 16, and 20. For those units where sealing is not required, harvest levels must be estimated and where available, are shown as "unreported harvest".

Of the furbearers harvested in Alaska, five species require sealing: beaver, lynx, otter, wolf, and wolverine. In addition, marten are required to be sealed in GMU's 1-5 (Southeastern Alaska) and GMU's 7 and 15. Furbearers are sealed by affixing a numbered locking seal to each pelt. Trapper residency data are not routinely collected, nor is effort or success information. Information on number of animals taken, location of harvest, method of take, transport means, pelt size and sex data (where applicable) are obtained from furbearer sealing certificates.

HUNTER QUESTIONNAIRES/SURVEYS

Hunter questionnaires are used to obtain harvest and hunter information for some species in lieu of other sources of reliable harvest information. Deer harvest is generally monitored through the use of hunter surveys: yearly in southeastern Alaska and periodically in Kodiak and Prince William Sound. The deer harvest information presented in this year's book was obtained through a deer survey covering both of these areas. Some biologists employ trapper questionnaires to monitor furbearer harvests, and some caribou harvest information is obtained through the use of hunter surveys.

Hunter questionnaires are direct mail surveys sent to a random sample of appropriate hunters and trappers based on names obtained from harvest tickets, sealing certificates, or tag sales. Follow-up questionnaires are frequently used to encourage hunters to respond. The total harvest of a population in question is estimated based on a statistical analysis of hunter questionnaire results. Questionnaires can be used as a vehicle for obtaining comprehensive information from hunters. In addition to the same information provided by hunt reports, hunter questionnaires may also provide information on hunter motivations, hunter expenses, use of public facilities, and observations of other wildlife .

HUNTER INTERVIEWS

Many area management biologists augment their more formal sources of harvest data by conducting informal interviews of hunters in the field, at local airports, and in rural towns and villages. Interviews can provide word-of-mouth information on otherwise unreported harvests, information on illegal kills, and a check on hunter reporting rates. While hunter interview information is subjective data, it can be of great help to the biologist in assessing harvest levels and harvest-related activities in his area.

FUR EXPORT AND FUR ACQUISITION REPORTS

Of the 18 furbearer species trapped in Alaska, only five have mandatory sealing requirements statewide. To estimate harvest of the remaining species, biologists may use information from raw fur export and fur acquisition reports. More frequently, when information is collected at all, it is obtained from trapper questionnaires and personal trapper interviews.

Fur acquisition reports are filled out by a fur buyer when raw furs are purchased from a trapper or fur dealer. A report of the transaction, showing species, number, and location in which the furs were trapped (GMU) is sent to ADF&G. Information on trapper residency, transport means, etc. are not available on fur export or acquisition reports. Fur acquisition reports may include reporting of animals taken in previous years.

Fur export reports are filled out when an individual sends raw furs out of state. The same information is collected from export reports as from acquisition reports, and the reports are sent to the Information Management Section in Anchorage for compilation.

Since fur reports provide a record of commercial transactions involving furs (animals kept for home tanning are not documented in fur reports), and are not an actual record of numbers of furbearers harvested in a given regulatory year, harvest estimate information extrapolated from fur reports should be considered marginal in quality. Raw fur purchase plus trapper export numbers may be summed for an index of harvest trends but do not necessarily reflect actual harvest. In view of this, reliable harvest data for unsealed furbearers are generally unavailable throughout the state. Where marten are sealed, data are shown; where specific area biologists make a concerted effort

to collect reliable furbearer information using all methods available, data are shown. However, no data are compiled on a Statewide basis for these species (coyote, fox, marten, mink).

HARVEST INFORMATION SOURCES: BY SPECIES

BEAVER

Beaver harvest information is collected from beaver sealing certificates. No residency data are collected. No data are available on unsuccessful beaver trappers, thus making trapper effort and per cent success information also unavailable. Since there is a multiple-animal bag limit on beaver, harvest totals are generally larger than numbers of successful trappers.

Beaver sealing certificate data may be augmented by information from trapper questionnaires, hunter interviews, and fur acquisition and export reports.

BISON

Bison harvest in Alaska is regulated by drawing permit and registration permit only. Bison harvest information is collected from permit hunt reports submitted by permit holders at some specified time after each hunt or by personal interviews with hunters before they leave the area of the hunt. In the 1991-92 regulatory year, 180 drawing permits were issued. A total of 90 (50%) permit reports were returned.

BLACK BEAR

Black bear harvest information is collected from black bear sealing certificates. Since information collected is for successful hunters only, unsuccessful hunter residency, hunter effort and per cent success figures are not available. In some units, a multiple-animal bag limit applies to black bear. In these cases, numbers of successful hunters may be smaller than total numbers of animals harvested. In some GMU's, black bears are not required to be sealed (see Sealing Certificates, above).

BROWN BEAR

Brown bear harvest information is collected from brown bear sealing certificates and from drawing and registration permit hunt reports. Special hunts are held on Kodiak, Southeastern Alaska, and in several game management units north of the Brooks Range. General season information on brown bear harvest is for successful hunters only; permit reports include unsuccessful hunter data as well. In 1991-92, 1547 brown bear registration permits were issued, and 1535 (99%) reports were returned. A total of 431 brown bear drawing permits were issued and 293 (68%) reports were returned.

CARIBOU

Caribou are a migratory species, and at any given time a caribou herd may range over more than one GMU or Subunit. When a caribou hunt is held, it generally applies to a specific herd rather than to a specific GMU/Subunit. Within Alaska, caribou are managed by herd, for which 33 have been identified. However, some biologists do examine their data on a GMU/Subunit basis as well. To accommodate both types of data collection, caribou harvest data is presented both ways, on a herd summary basis, and on an individual GMU/subunit basis. Because not all area biologists report their caribou harvest information by GMU/Subunit, the GMU information may be incomplete. ***For the most accurate statewide caribou harvest data, see the tables presenting harvest by herd.*** These tables may be found in the *SPECIES* section of this book. Because

of problems with non-reporting in many general season areas, data on caribou harvest are especially limited. In the table which presents caribou harvest by herd, low estimates (representing reported harvest + the low estimate of unreported kills) and high estimates (representing reported harvest + high estimates of unreported kills) are given. Reported harvest figures are obtained from returned harvest ticket reports. You should keep in mind that both High Total Harvest, and Low Total Harvest figures are estimates because of under-reporting or non-reporting by many caribou hunters. In some cases, unreported harvest equals or exceeds the reported harvest from a given herd.

Reporting on caribou harvest regulated by the permit system is somewhat more reliable. In the 1991-92 caribou permit hunt seasons, 3,898 State drawing and registration non-subsistence permits were issued; 2802 State Tier II subsistence permits were issued; 2601 Federal registration permits were issued. A total of 3,781 State hunt non-subsistence reports (97%) were returned; 2760 Tier II subsistence reports (99%) were returned; 2410 Federal hunt reports (93%) were returned.

In many units, a multiple-animal bag limit applies to caribou. In these cases, the numbers of successful hunters shown may be smaller than the total numbers of animals harvested.

COYOTE, FOX, MARTEN, AND MINK

Coyote, fox, marten and mink harvests are not easily documented since these furs are not generally required to be sealed (marten require sealing in GMU's 1 - 5 , 7 and 15). Documentation regarding unsealed furbearers generally amounts to records of transactions between trappers and fur dealers, and records of shipments of furs outside the state, either for sale or for tanning. Because such transactions may include furs taken in previous years, and because many trappers, especially in Northern and Western Alaska, may keep their trapped furs for tanning and use at home, these documents are not especially useful for reflecting true harvest levels. In addition, non-reporting of transactions may be substantial. As a result, figures derived from these documents may be useful only as trend indicators or as an index of harvest. Consequently, we have chosen not to include data from these sources as representative of harvest numbers. In some GMU's, particularly in GMU 18 and 19, where local economies may depend heavily on furbearer harvests, area biologists have made a concerted effort to accurately monitor the harvest through the use of trapper questionnaires, and personal interviews with trappers and fur dealers. We have reported their figures at the GMU level, but have not incorporated them into any Statewide estimates of unsealed furbearer harvests. Where marten are sealed (GMU 1-5, and 7), harvest figures are presented but are not incorporated into a Statewide estimate.

DEER

While harvest tickets are issued to deer hunters, no hunt reports are required upon completion of a hunt. Deer harvest information is routinely calculated through the use of deer surveys. For the 1991-92 Sitka Blacktail Deer harvest, 8005 deer surveys were issued for Southeastern and South Central Alaska, and 2732 were returned (34%). The survey covered harvests in Southeastern Alaska, Prince William Sound and Kodiak. Up to three follow-up questionnaires are sent to encourage hunters to report. Estimates of harvest size are calculated from questionnaire responses. In 1991-92, 700 deer registration permits were issued for newly-instituted hunts in Southeastern Alaska; 674 hunt reports (96%) were returned.

ELK

Alaska's elk harvest is regulated by drawing permit and registration permit hunts. All legal elk harvest occurs on Raspberry and Afognak Islands, in the Kodiak Island archipelago, in GMU 8. Elk harvest information is obtained from permit hunt reports. In the 1991-92 regulatory year, 2,867 drawing and registration permits were issued, with a 97% permit hunt report return rate (2774 returned).

LYNX

Lynx harvest information is collected from furbearer sealing certificates. No residency data are collected. No data are available on unsuccessful lynx trappers, thus making trapper effort and % success information also unavailable. Since there is a multiple-animal bag limit on lynx, harvest totals are generally larger than numbers of successful trappers.

Lynx sealing certificate data may be augmented by information from trapper questionnaires, hunter interviews, and fur acquisition and export reports.

MOOSE

Moose harvest information is collected from permit hunt reports, registration hunt reports, and harvest ticket hunt reports. For the 1991-92 regulatory year, there were 45,577 harvest tickets issued and 33,290 hunt reports returned (73%). A total of 2,731 State drawing and registration permits (non-Tier II) were issued, with 2,626 (96%) permit hunt reports returned. A total of 398 Tier II permits were issued, and 335 hunt reports (84%) were returned. Federal agencies issued 769 registration permits, and 728 reports were returned (94%).

MOUNTAIN GOAT

Mountain goat harvest information is collected from registration permit hunt reports and drawing permit hunt reports. There are no general seasons on mountain goats in Alaska. GMU's 6 and 15 have several subsistence registration permit hunts for mountain goat and there were 4 Tier II and 2 Federal mountain goat hunts held. In the 1991-92 regulatory year, 1,977 registration permits were issued; 1858 hunt reports (94%) were returned. In that same period, 480 drawing permits were issued, and 477 hunt reports (99%) were returned. Tier II permits issued numbered 94, with 92 (98%) being returned. Federal agencies issued 16 subsistence permits for mountain goats, and 14 reports were returned (88%).

MUSKOX

Muskox harvest information is collected from drawing and registration permit hunt reports. There are no general seasons on muskoxen in Alaska. This year, there were 2 Tier II muskox hunts held. In the 1991-92 regulatory year, 114 non-Tier II drawing and registration permits were issued; 114 permit reports (100%) were returned.

OTTER

River otter harvest information is collected from furbearer sealing certificates. No residency data are collected. No data are available on unsuccessful otter trappers, thus making trapper effort and per cent success information also unavailable. Since there is a multiple-animal bag limit on otter, harvest totals are generally larger than numbers of successful trappers.

River otter sealing certificate data is frequently augmented by information from trapper questionnaires, hunter interviews, and fur acquisition and export reports.

SHEEP

Dall sheep harvest information is obtained from drawing and registration permit reports and from general season hunt reports. During the 1991-92 sheep hunting seasons, 7,901 harvest tickets were issued and 5,442 (82%) hunt reports were returned. During that same period, 627 dall sheep drawing permits were issued, and 621 (99%) permit hunt reports were returned. Six Federal sheep permits were issued; 2 (33%) hunt reports were returned.

WATERFOWL

Statewide waterfowl harvest information is collected annually through the use of hunter surveys. The distribution of hunter questionnaires has been incorporated into the sales of the state duck stamp. Self-addressed, pre-paid questionnaires are issued to the purchasers of the first 2 stamps out of each booklet of 5 stamps (40% sample). Harvest and hunter activity is compiled from survey cards returned by a specified date. No reminder surveys are sent to non-respondents. No hunter questionnaires were issued in 1991-92; therefore, no estimate of statewide waterfowl harvest is available.

WOLF

Wolf harvest information is collected from furbearer sealing certificates. No residency data are collected. No data are available on unsuccessful wolf trappers and hunters, thus making trapper and hunter effort and % success information also unavailable. Since there is a multiple-animal bag limit on wolves, harvest totals are generally larger than numbers of successful trappers.

Wolf sealing certificate data may be augmented by information from trapper questionnaires, hunter interviews, and fur acquisition and export reports.

WOLVERINE

Wolverine harvest information is collected from furbearer sealing certificates. No residency data are collected. No data are available on unsuccessful wolverine trappers or hunters, thus making trapper and hunter effort and % success information also unavailable. Since there is a multiple-animal bag limit on wolverine, harvest totals are generally larger than numbers of successful trappers.

Wolverine sealing certificate data may be augmented by information from trapper questionnaires, hunter interviews, and fur acquisition and export reports.



ALASKAN LICENSE SALE STATISTICS

NUMBER SOLD

BIG GAME TAG SUMMARY	1988-89	1989-90	1990-91	1991-92
RESIDENT TAGS				
Brown and Grizzly Bear	6,441	6,821	5,777	6,936
Muskox ($500)	28	37	39	43
Muskox ($25)	65	65	75	75
TOTAL	**6,534**	**6,923**	**5,891**	**7,054**
NON-RESIDENT TAGS				
Brown and Grizzly Bear	1,100	1,565	1,143	1,513
Black Bear	1,448	1,391	1,360	1,201
Deer	864	953	740	700
Moose	2,958	2,784	2,414	2,206
Sheep	763	754	835	718
Elk	57	36	48	36
Goat	317	106	97	97
Bison	1	11	2	4
Caribou	3,107	3,248	3,193	2,711
Wolf	169	238	218	284
Wolverine	16	46	28	27
Muskox	2	5	3	3
TOTAL	**10,802**	**11,137**	**10,081**	**9,500**
LICENSE SUMMARY				
Resident hunting licenses	89,424[1]	85,837[1]	84,008[1]	87,402[1]
Non-resident hunting licenses	10,236[2]	10,725[2]	9,784[2]	10,282[2]
TOTAL	**99,660**	**96,562**	**93,792**	**97,684**
Resident trapping licenses	22,481[1]	21,190[1]	19,696[1]	19,195[1]
Non-resident trapping licenses	28	33	22	26
TOTAL	**22,509**	**21,223**	**19,718**	**19,221**
Resident sport fishing, hunting and trapping licenses ($0.25)	14,972	12,566	11,536	10,806[3]
Waterfowl stamps	37,570	32,185	29,030	23,709

[1]Includes low income licenses.
[2]Includes military small game licenses.
[3]Low income license fees increased to $5.00 in 1991-92.

LICENSE REVENUES

ESTIMATED REVENUES TO DIVISION OF WILDLIFE CONSERVATION

	1988-89	1989-90	1990-91	1991-92
Resident hunting licenses	n/a	n/a	$834,064	$892,921
Non-resident hunting licenses	n/a	n/a	533,194	718,701
Resident trapping licenses	n/a	n/a	$83,092	$96,365
Non-resident trapping licenses	n/a	n/a	1,640	4,133
Resident big game tags	n/a	n/a	$159,280	$188,755
Non-resident big game tags	n/a	n/a	2,804,000	3,220,490

ESTIMATED NET TO WILDLIFE CONSERVATION FUND

Hunting	$4,835,647	$4,833,904	$4,930,901	$5,461,311
Waterfowl	199,296	157,563	141,668	115,586
TOTAL	**$5,034,943**	**$4,991,467**	**$5,072,569**	**$5,576,897**
ESTIMATED NET TO FURBEARER FUND	**$119,572**	**$82,635**	**$83,096**	**$95,997**

DRAWING PERMIT STATISTICS, 1991-92

APPLICATIONS WITH:	RES	NON-RES	TOTAL APPLICATIONS	TOTAL ELIGIBLE APPLICANTS	WINNER RES	WINNER NONRES	PERCENT DRAWN
BROWN BEAR							
1 Hunt	534	101	635	635	39	63	16.06
2 Hunts	415	45	460	920	88	27	25.00
3 Hunts	1083	34	1117	3351	201	13	19.16
Subtotal	2032	180	2212	4906	328	103	19.48
BISON							
1 Hunt	4134	73	4207	4207	51	2	1.26
2 Hunts	3339	56	3395	6790	78	2	2.36
3 Hunts	569	12	581	1743	45	2	8.09
Subtotal	8042	141	8183	12740	174	6	2.20
CARIBOU							
1 Hunt	2751	64	2815	2815	250	6	9.09
2 Hunts	599	9	608	1216	92	2	15.46
3 Hunts	130	2	132	396	51	2	40.15
Subtotal	3480	75	3555	4427	393	10	11.34
ELK							
1 Hunt	457	4	461	461	65	1	14.32
2 Hunts	269	3	272	544	92	1	34.19
3 Hunts	335	6	341	1023	112	4	34.02
Subtotal	1061	13	1074	2028	269	6	25.61
MT. GOAT							
1 Hunt	1119	42	1161	1161	111	11	10.51
2 Hunts	659	19	678	1356	109	3	16.52
3 Hunts	851	25	876	2628	239	7	28.08
Subtotal	2629	86	2715	5145	459	21	17.68
MOOSE							
1 Hunt	2594	45	2639	2639	57	1	2.20
2 Hunts	3540	52	3592	7184	167	1	4.68
3 Hunts	4171	57	4228	12684	415	9	10.03
Subtotal	10305	154	10459	22507	639	11	6.21
MUSKOX							
1 Hunt	290	20	310	310	28	3	10.00
2 Hunts	66	3	69	138	13	1	20.29
3 Hunts	0	0	0	0	0	0	0.00
Subtotal	356	23	379	448	41	4	11.87
SHEEP							
1 Hunt	1709	64	1773	1773	115	1	6.54
2 Hunts	1210	45	1255	2510	196	5	16.02
3 Hunts	1914	82	1996	5988	295	15	15.53
Subtotal	4833	191	5024	10271	606	21	12.48
TOTAL	16957	672	17629	62472	2909	182	17.53

COMPARISON OF HARVEST TICKETS ISSUED AND REPORTS RETURNED

SPECIES	YEAR	NUMBER HARVEST TICKETS ISSUED	NUMBER REPORTS RETURNED	PERCENT REPORTS RETURNED
DEER [1,2,3]	1988-89	n/a	n/a	n/a
	1989-90	14638	7500	51.2
	1990-91	8073	4234	52.4
	1991-92	8005	2732	34.1
MOOSE [4]	1988-89	48765	33579	68.9
	1989-90	47544	33349	70.1
	1990-91	39864	28723	72.1
	1991-92	45577	33290	73.0
SHEEP [4]	1988-89	7426	5803	78.1
	1989-90	7540	5982	79.3
	1990-91	7330	5906	80.6
	1991-92	7901	6442	81.5
WATERFOWL [1,5]	1988-89	n/a	n/a	n/a
	1989-90	n/a	n/a	n/a
	1990-91	5052	1054	20.9
	1991-92	n/a	n/a	n/a

[1]Numbers shown represent no. surveys issued, no. surveys returned, % surveys returned.
[2]Numbers returned reflect 2-3 follow-up surveys.
[3]No statewide deer survey in 1988. Available data are for S.E. Alaska only and not included here.
[4]Numbers returned reflect 1 reminder letter mailing.
[5]Numbers returned reflect no reminder letter mailing.

COMPARISON OF PERMITS ISSUED AND REPORTS RETURNED

SPECIES	YEAR	NUMBER PERMITS[1] AVAILABLE	NUMBER PERMITS ISSUED	NUMBER REPORTS RETURNED	PERCENT REPORTS RETURNED
BISON	1988-89	96	96	96	100.0
(Drawing)	1989-90	135	135	135	100.0
	1990-91	100	100	100	100.0
	1991-92	180	180	90	50.0
BROWN BEAR	1988-89	n/a	135	119	88.2
(Registration)	1989-90	n/a	305	250	81.2
	1990-91[3]	n/a	n/a	n/a	n/a
	1991-92	n/a	1547	1535	99.2
BROWN BEAR	1988-89	451	415	411	99.0
(Drawing)	1989-90	451	421	416	99.0
	1990-91[3]	n/a	n/a	n/a	n/a
	1991-92	460	431	293	68.0
CARIBOU [2]	1988-89	n/a	3632	3538	97.4
	1989-90	n/a	5814	5707	98.2
	1990-91	n/a	10161	9963	98.1
	1991-92	n/a	3898	3081	79.04
CARIBOU	1991-92	2800	2802	2760	98.5
(Tier II)					
CARIBOU	1990-91	n/a	971	897	92.4
(Federal)	1991-92	n/a	2601	2410	92.7
DEER	1991-92	n/a	700	674	96.3
(Registration)					
ELK	1988-89	n/a	737	633	85.9
(Registration)	1989-90	n/a	1045	996	95.3
	1990-91[3]	n/a	n/a	n/a	n/a
	1991-92	n/a	2592	2502	96.5
ELK	1988-89	530	530	510	96.2
(Drawing)	1989-90	500	500	490	98.0
	1990-91[3]	n/a	n/a	n/a	n/a
	1991-92	275	275	272	98.9

[1]Drawing permits only.
[2]Drawing & Registration permit data are combined.
[3]Only combined drawing & registration permit data available. To avoid inappropriate comparisons, these data are not presented.

COMPARISON OF PERMITS ISSUED AND REPORTS RETURNED

SPECIES	YEAR	NUMBER PERMITS[1] AVAILABLE	NUMBER PERMITS ISSUED	NUMBER REPORTS RETURNED	PERCENT REPORTS RETURNED
MOOSE [2]	1988-89	960	3403	3319	97.5
	1989-90	1030	3670	3572	97.3
	1990-91	n/a	3109	2965	95.4
	1991-92	n/a	2731	2626	96.2
MOOSE (Tier II)	1991-92	478	398	335	84.2
MOOSE (Federal)	1990-91	n/a	723	617	85.3
	1991-92	n/a	769	728	94.7
MT. GOAT (Registration)	1988-89	n/a	1882	1827	97.1
	1989-90	n/a	1942	1782	91.8
	1990-91	n/a	1955	1854	94.8
	1991-92	n/a	1977	1858	94.0
MT. GOAT (Drawing)	1988-89	470	470	455	96.8
	1989-90	467	467	461	98.7
	1990-91	452	452	449	99.3
	1991-92	480	480	477	99.4
MT. GOAT (Tier II)	1991-92	82	94	92	97.9
MT. GOAT (Federal)	1990-91	n/a	10	5	50.0
	1991-92	n/a	16	14	87.5
MUSKOX (Drawing)	1988-89	35	35	35	100.0
	1989-90	45	45	45	100.0
	1990-91[2]	117	117	106	90.6
	1991-92[2]	n/a	114	114	100.0
MUSKOX (Tier II)	1991-92	11	11	4	36.4
SHEEP (Drawing)	1988-89	627	627	619	98.7
	1989-90	627	627	619	98.7
	1990-91	627	627	613	97.8
	1991-92	627	627	621	99.0
SHEEP (Federal)	1991-92	n/a	6	2	33.3

[1]Drawing permits only.
[2]Drawing & registration permit data are combined.


R.T. WALLEN

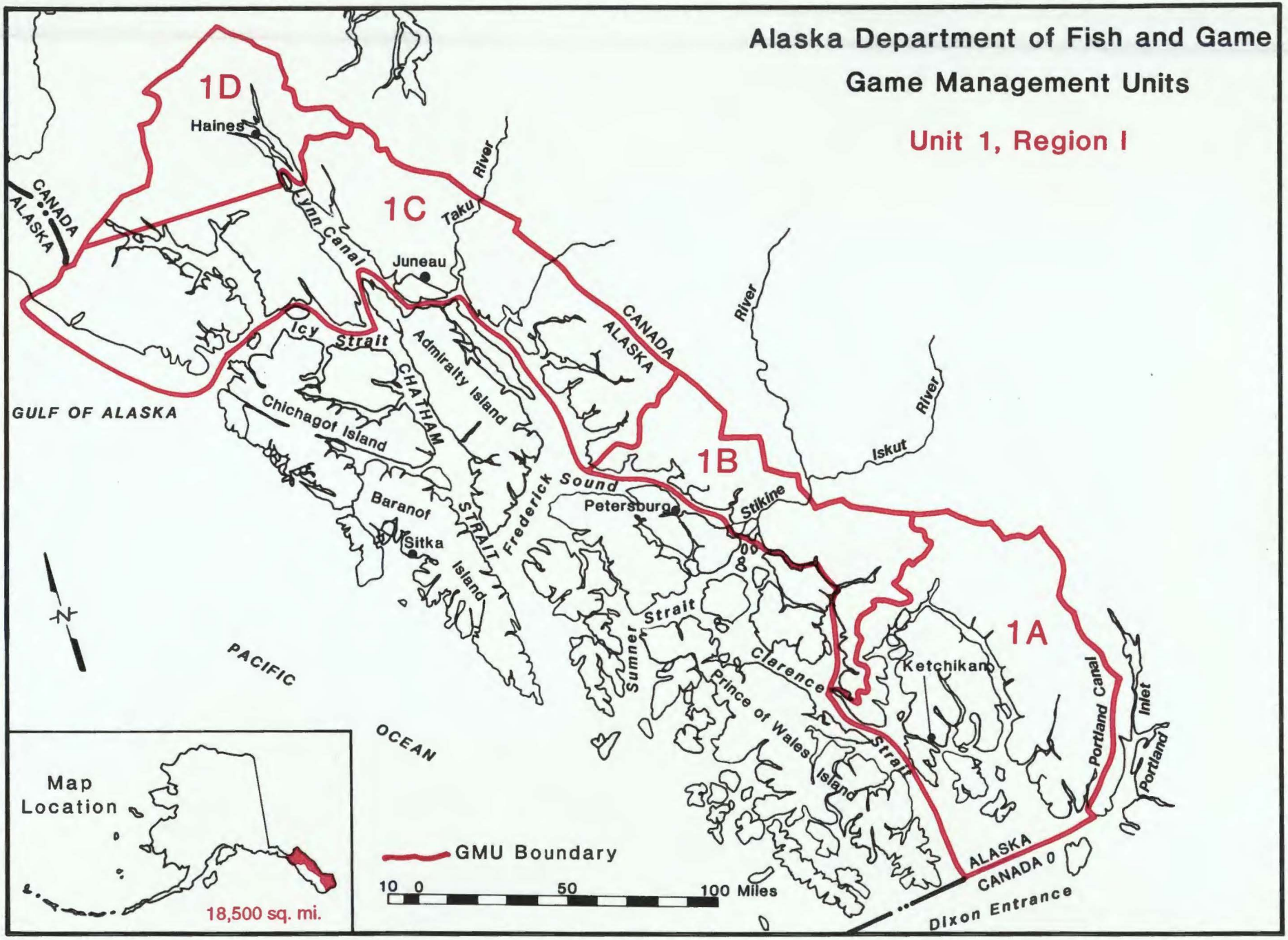
Alaska Department of Fish and Game
Game Management Units
Unit 1, Region I
1D
1C
1B
1A
Haines
Juneau
Petersburg
Ketchikan
Sitka
CANADA
ALASKA
Lynn Canal
Taku River
Icy Strait
Admiralty Island
CHATHAM
Chichagof Island
Baranof Island
STRAIT
Frederick Sound
Stikine River
Iskut River
Sumner Strait
Clarence Strait
Prince of Wales Island
Portland Canal
Portland Inlet
Dixon Entrance
GULF OF ALASKA
PACIFIC OCEAN
Map Location
18,500 sq. mi.
GMU Boundary
10 0 50 100 Miles

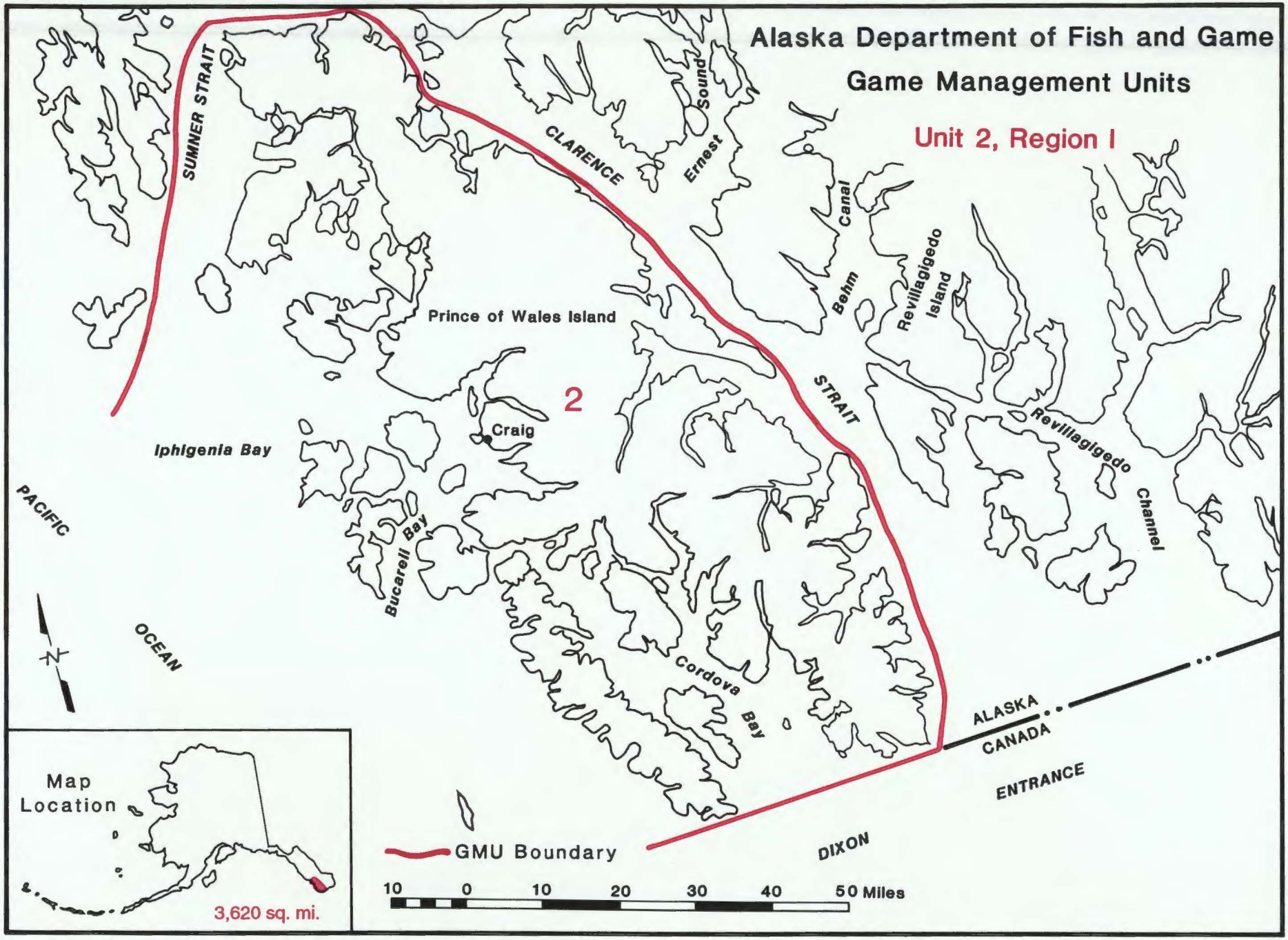
Alaska Department of Fish and Game
Game Management Units
Unit 2, Region I
SUMNER STRAIT
CLARENCE STRAIT
Ernest Sound
Behm Canal
Revillagigedo Island
Revillagigedo Channel
Prince of Wales Island
2
Craig
Iphigenia Bay
Bucarell Bay
Cordova Bay
PACIFIC OCEAN
ALASKA
CANADA
ENTRANCE
DIXON
Map Location
3,620 sq. mi.
GMU Boundary
10 0 10 20 30 40 50 Miles

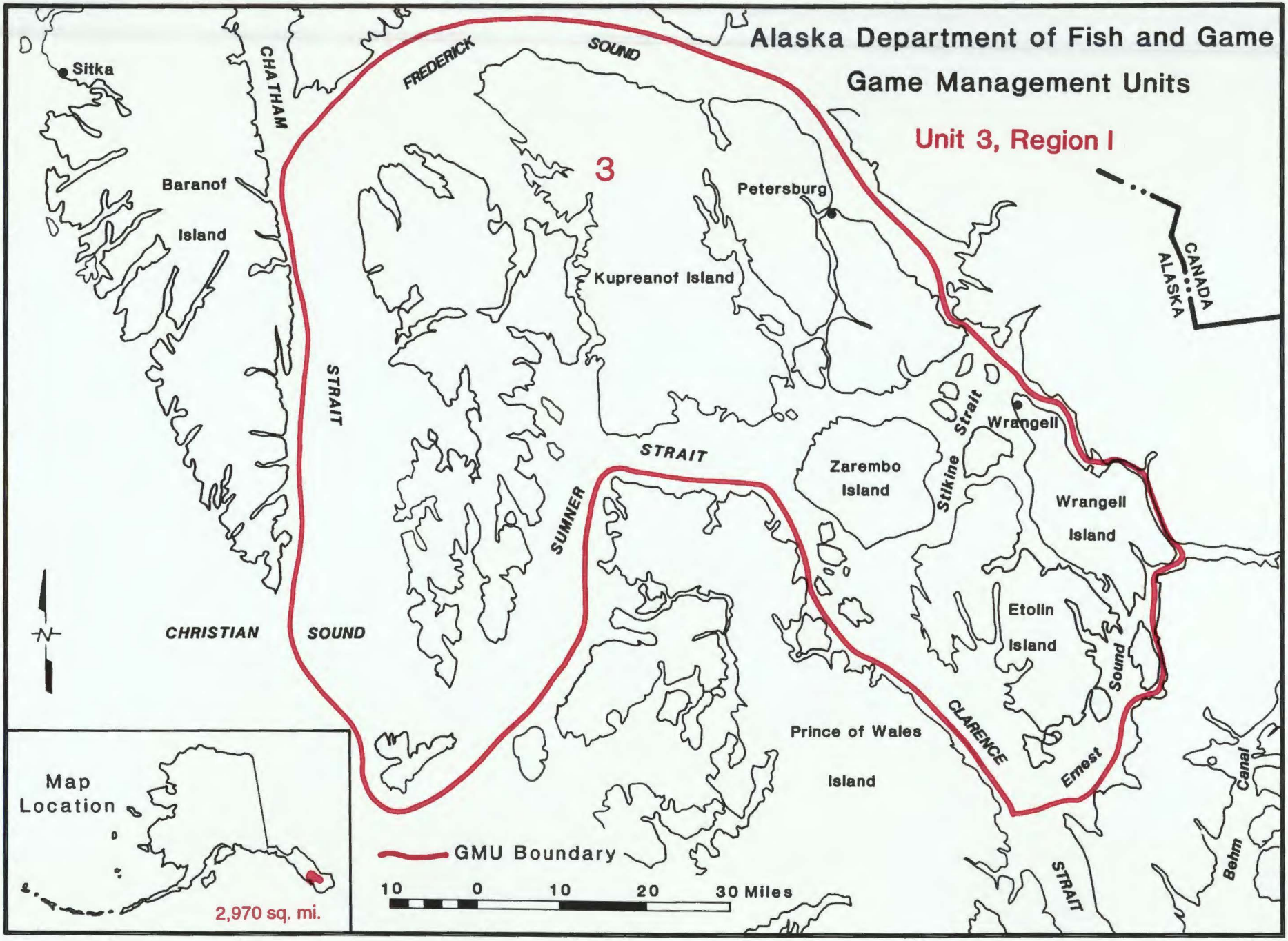
Alaska Department of Fish and Game
Game Management Units
Unit 3, Region I
3
Sitka
CHATHAM
STRAIT
FREDERICK
SOUND
Baranof
Island
Petersburg
Kupreanof Island
CANADA
ALASKA
Wrangell
Stikine Strait
Zarembo
Island
SUMNER
STRAIT
Wrangell
Island
CHRISTIAN
SOUND
Etolin
Island
Sound
CLARENCE
Prince of Wales
Island
Ernest
Canal
Behm
STRAIT
Map
Location
2,970 sq. mi.
GMU Boundary
10 0 10 20 30 Miles

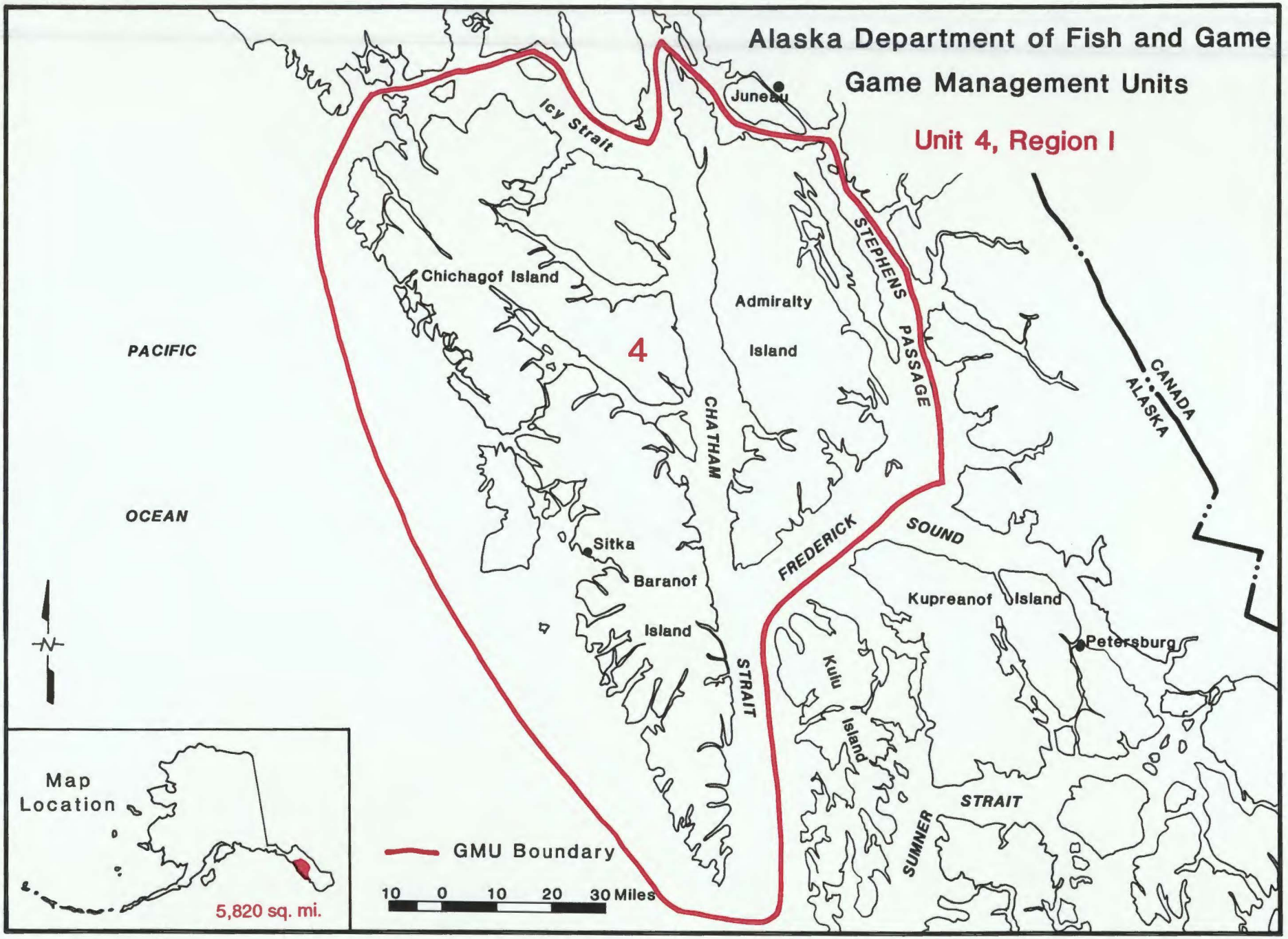
Alaska Department of Fish and Game
Game Management Units
Unit 4, Region I
Juneau
Icy Strait
Chichagof Island
Admiralty
Island
4
PACIFIC
OCEAN
CHATHAM
STRAIT
STEPHENS PASSAGE
CANADA
ALASKA
Sitka
Baranof
Island
FREDERICK
SOUND
Kupreanof Island
Petersburg
Kuiu
Island
STRAIT
SUMNER
Map
Location
5,820 sq. mi.
GMU Boundary
10 0 10 20 30 Miles

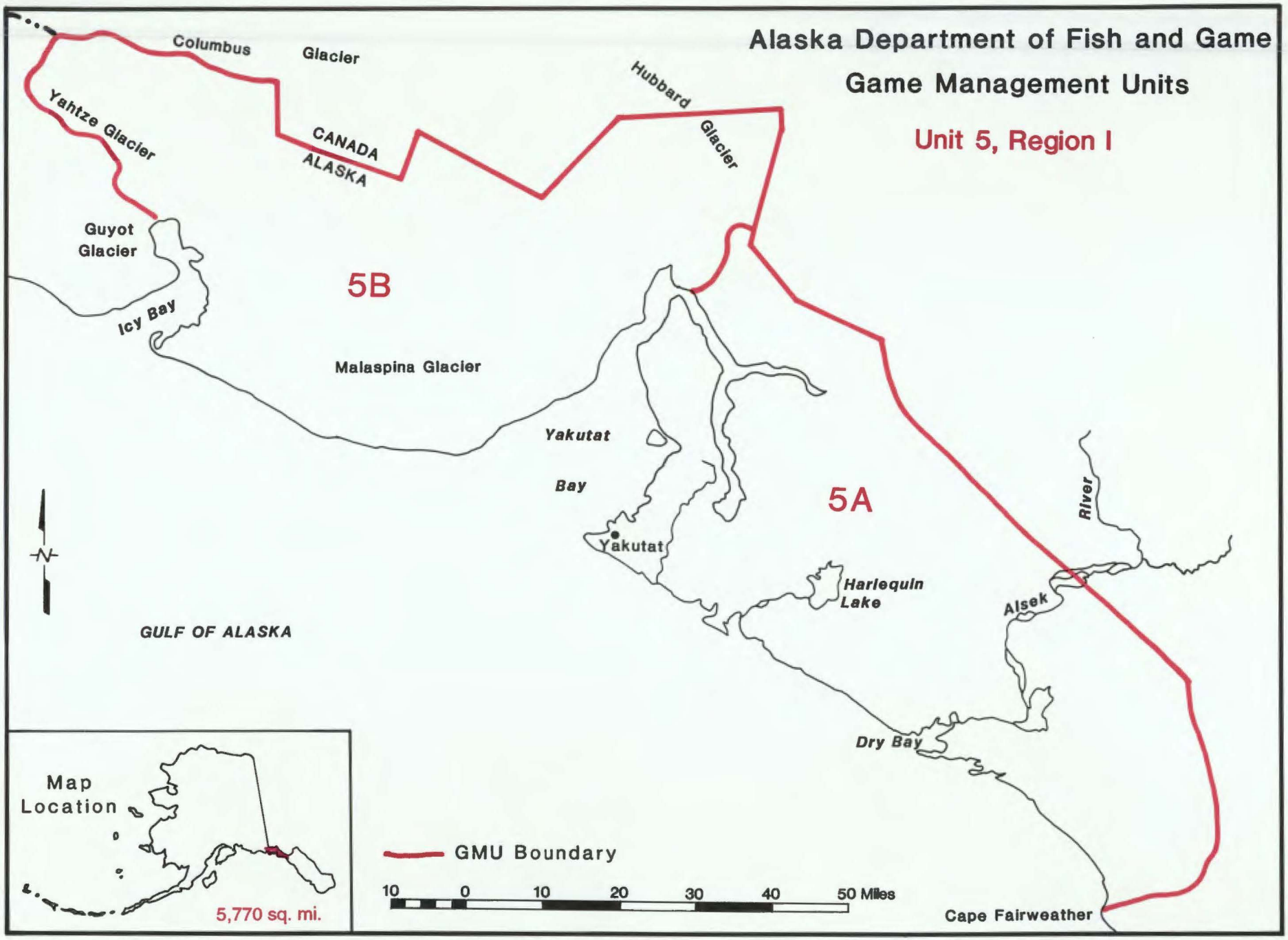
Alaska Department of Fish and Game
Game Management Units
Unit 5, Region I
Columbus Glacier
Yahtze Glacier
CANADA
ALASKA
Hubbard Glacier
Guyot Glacier
Icy Bay
5B
Malaspina Glacier
Yakutat Bay
5A
Yakutat
Harlequin Lake
Alsek River
GULF OF ALASKA
Dry Bay
Cape Fairweather
Map Location
5,770 sq. mi.
GMU Boundary
10 0 10 20 30 40 50 Miles

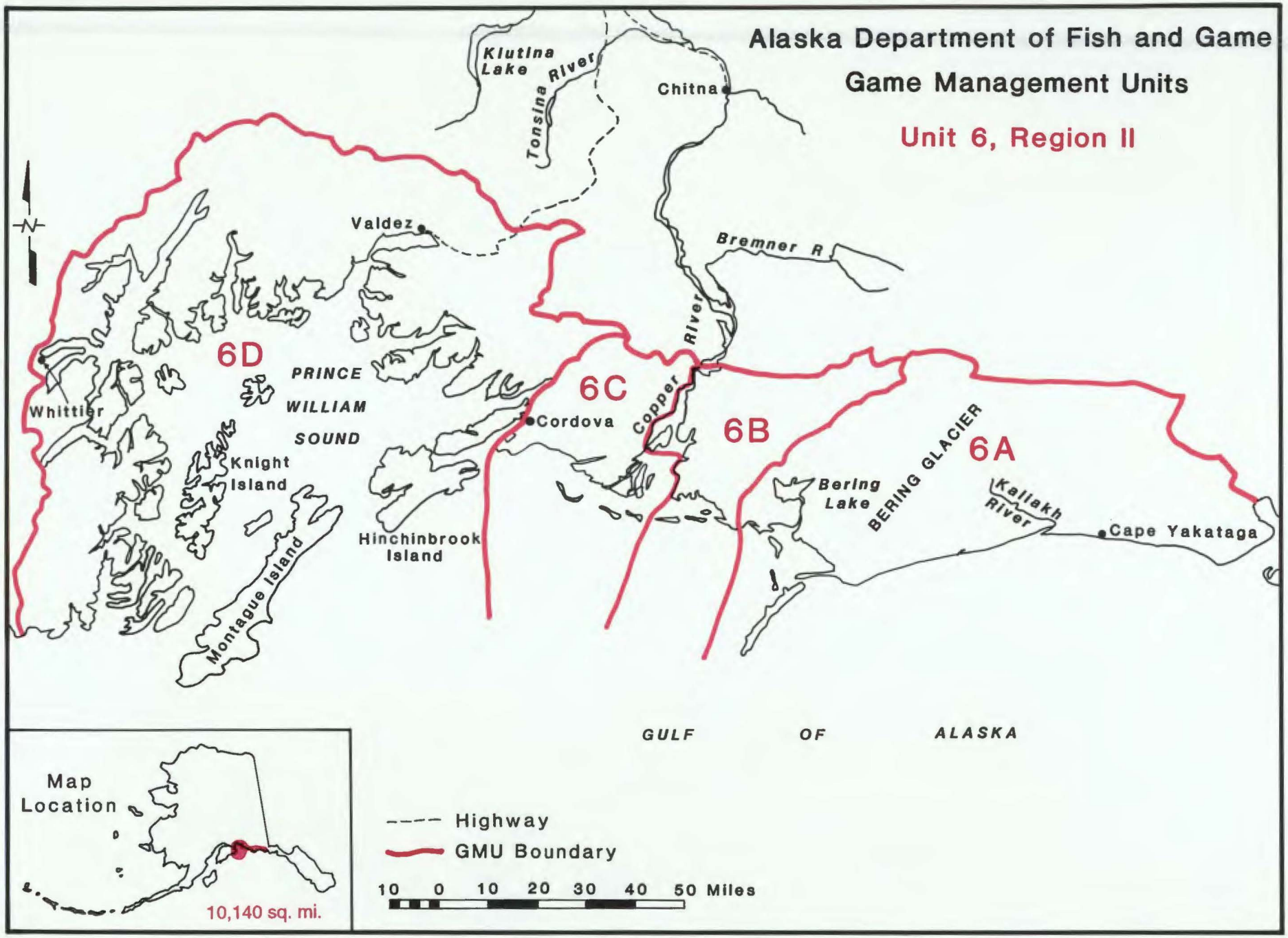
Alaska Department of Fish and Game
Game Management Units
Unit 6, Region II
Klutina Lake
Tonsina River
Chitna
Valdez
Bremner R
Copper River
6D
PRINCE WILLIAM SOUND
6C
6B
6A
Whittier
Cordova
Knight Island
Hinchinbrook Island
Montague Island
Bering Lake
BERING GLACIER
Kaliakh River
Cape Yakataga
GULF OF ALASKA
Map Location
10,140 sq. mi.
Highway
GMU Boundary
10 0 10 20 30 40 50 Miles

M-6

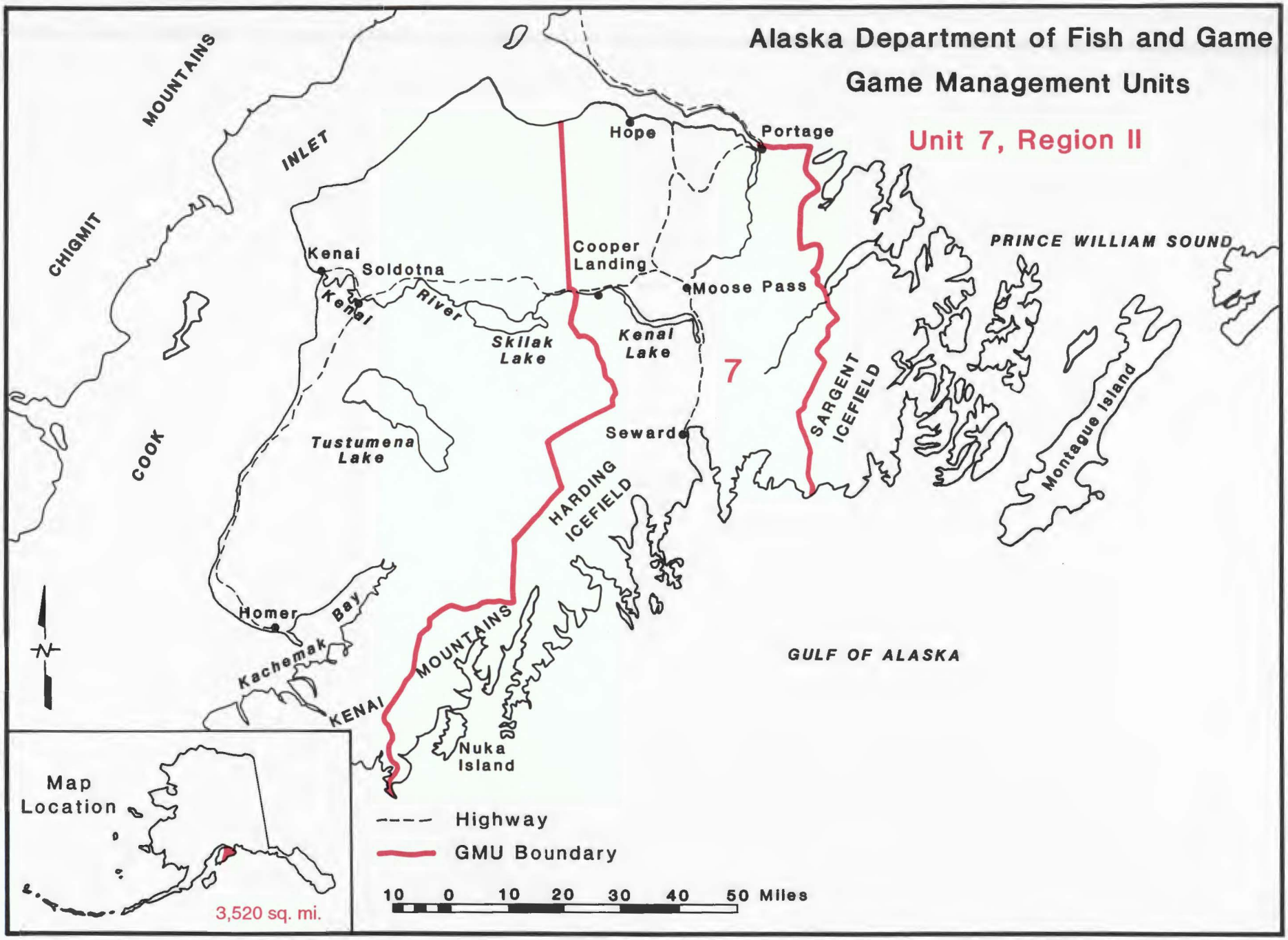
Alaska Department of Fish and Game
Game Management Units
Unit 7, Region II
MOUNTAINS
INLET
CHIGMIT
COOK
Hope
Portage
Kenai
Soldotna
Kenai River
Cooper Landing
Moose Pass
Skilak Lake
Kenai Lake
7
Tustumena Lake
Seward
SARGENT ICEFIELD
PRINCE WILLIAM SOUND
Montague Island
HARDING ICEFIELD
Homer
Bay
Kachemak
KENAI
MOUNTAINS
GULF OF ALASKA
Nuka Island
Map Location
3,520 sq. mi.
Highway
GMU Boundary
10 0 10 20 30 40 50 Miles

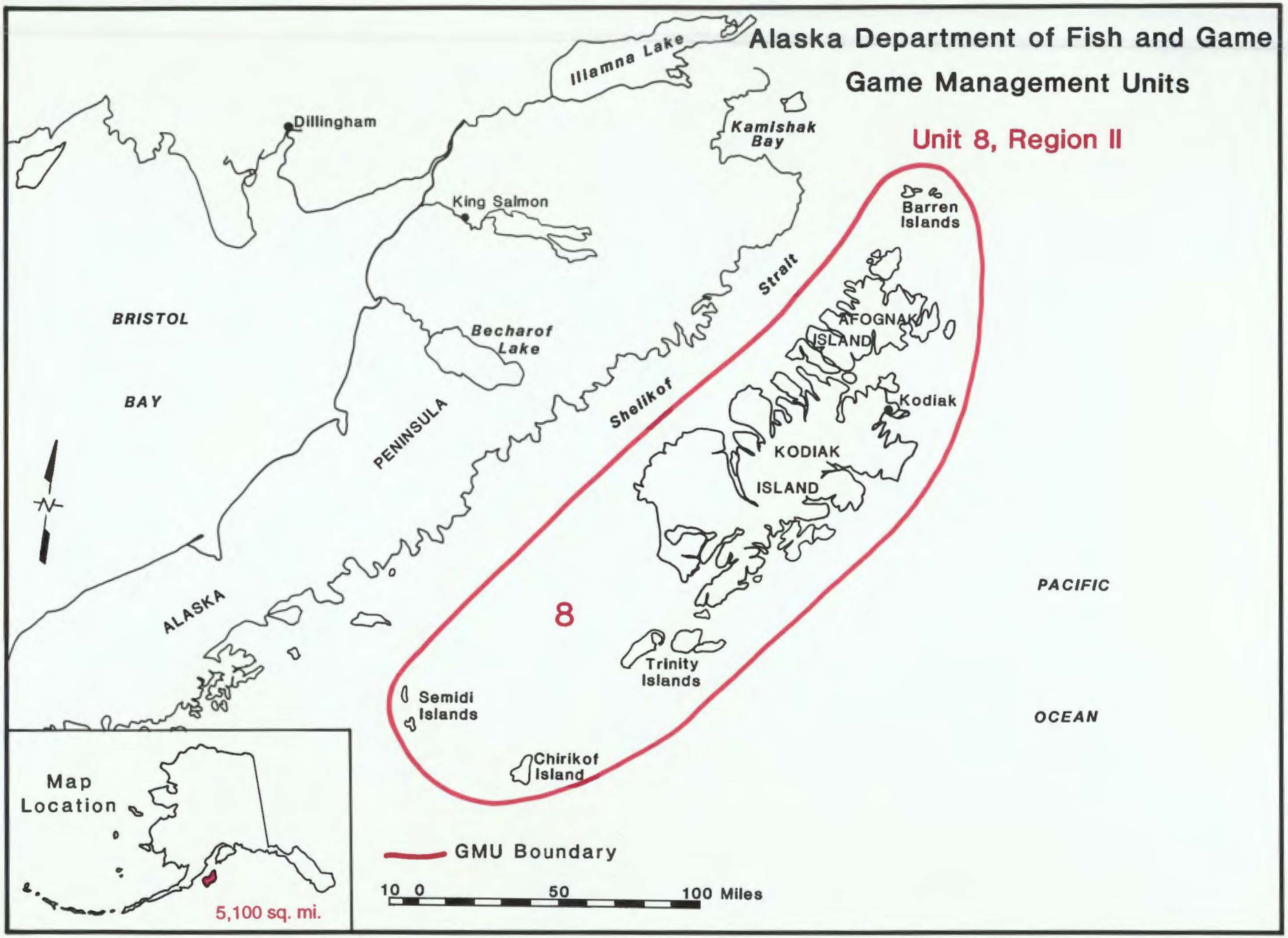
Alaska Department of Fish and Game
Game Management Units
Unit 8, Region II
Iliamna Lake
Dillingham
Kamishak Bay
King Salmon
Barren Islands
BRISTOL
BAY
Becharof Lake
Strait
AFOGNAK ISLAND
Shelikof
Kodiak
PENINSULA
KODIAK ISLAND
ALASKA
PACIFIC
OCEAN
8
Trinity Islands
Semidi Islands
Chirikof Island
Map Location
5,100 sq. mi.
GMU Boundary
10 0 50 100 Miles

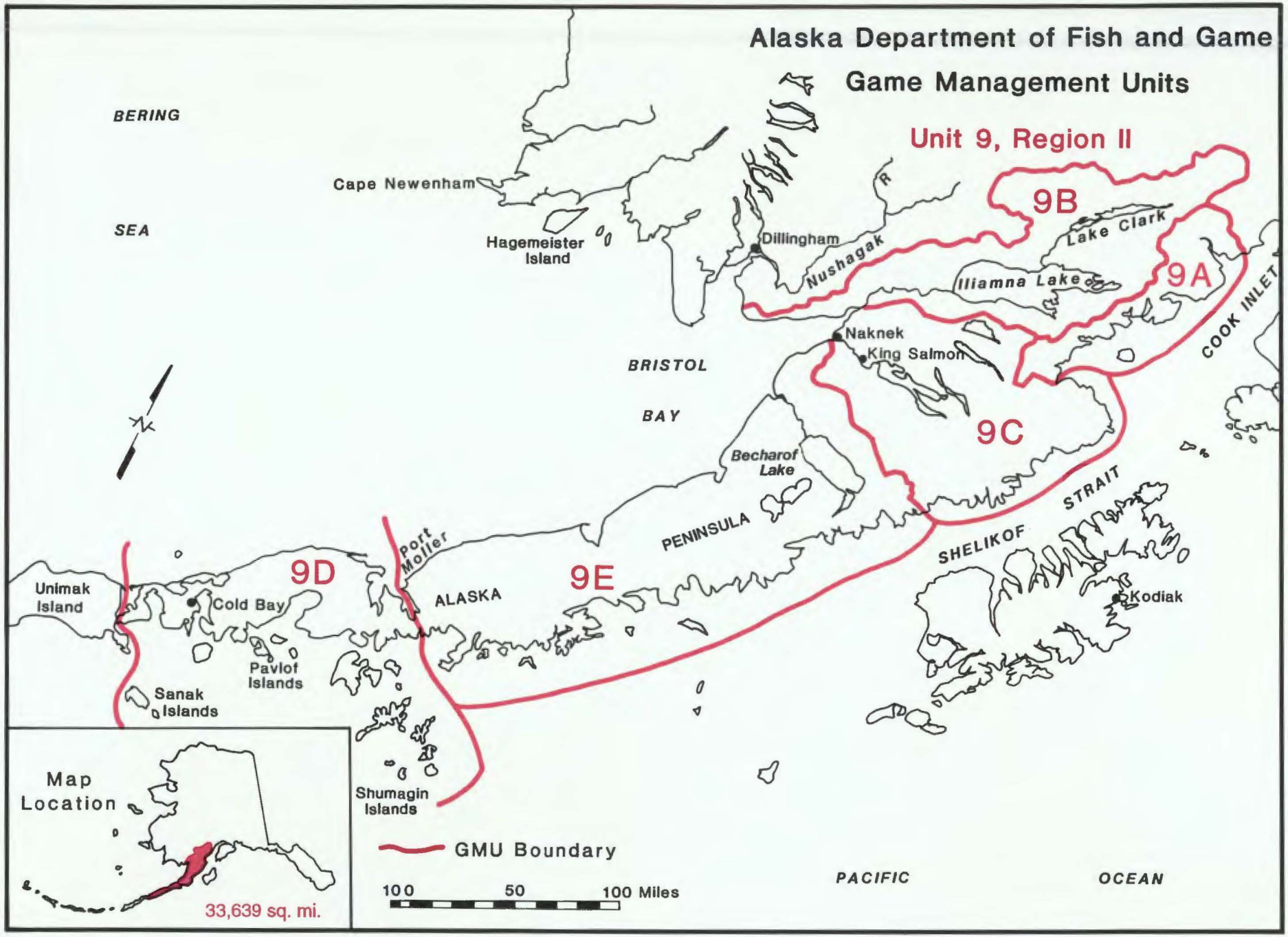
Alaska Department of Fish and Game
Game Management Units
Unit 9, Region II
9A
9B
9C
9D
9E
BERING
SEA
Cape Newenham
Hagemeister Island
Dillingham
Nushagak R.
Lake Clark
Iliamna Lake
COOK INLET
Naknek
King Salmon
BRISTOL
BAY
Becharof Lake
PENINSULA
Port Moller
ALASKA
SHELIKOF
STRAIT
Kodiak
Unimak Island
Cold Bay
Pavlof Islands
Sanak Islands
Shumagin Islands
Map Location
33,639 sq. mi.
GMU Boundary
100 50 100 Miles
PACIFIC
OCEAN

M-9

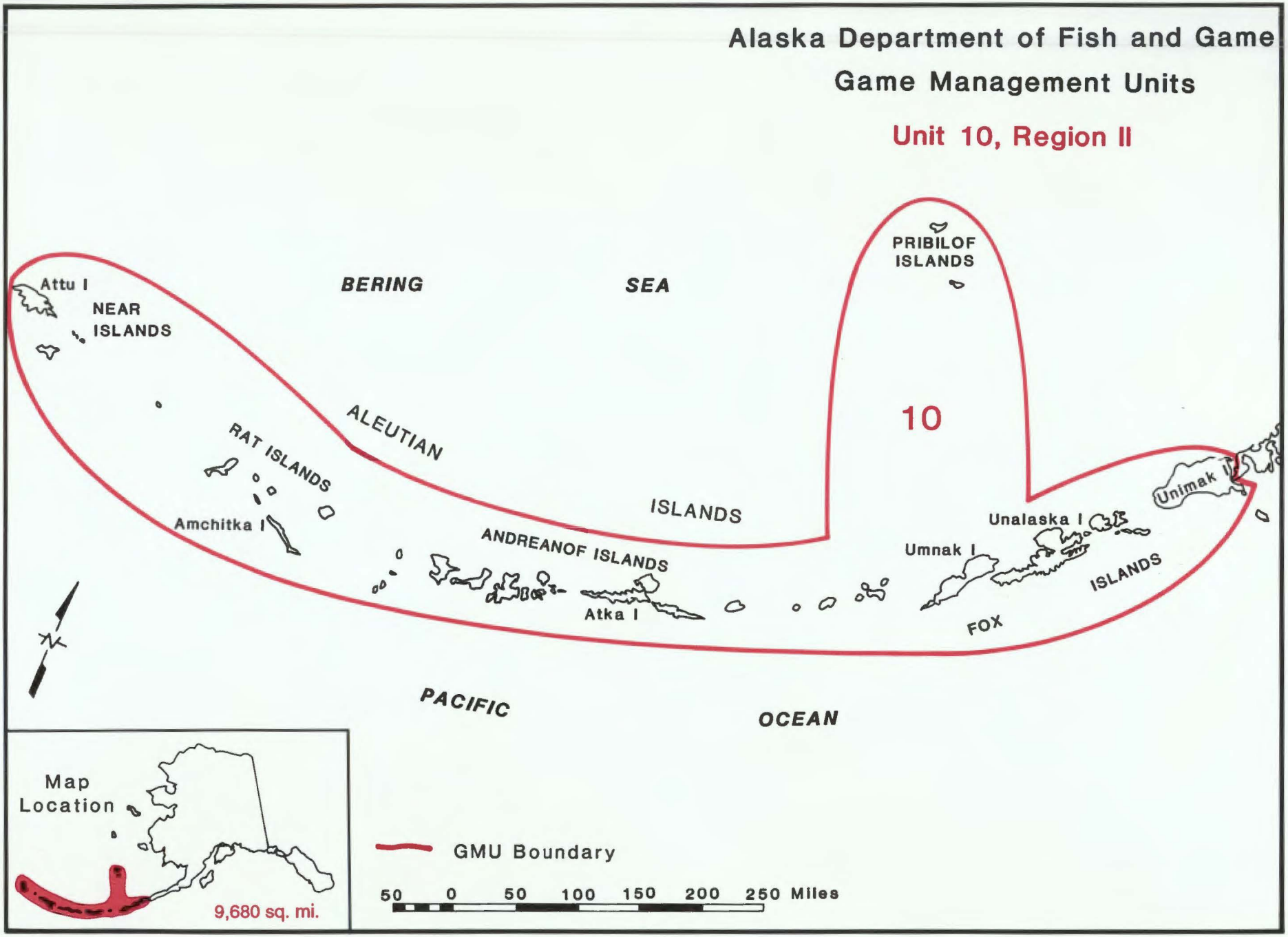
Alaska Department of Fish and Game
Game Management Units
Unit 10, Region II
PRIBILOF ISLANDS
Attu I
NEAR ISLANDS
BERING SEA
ALEUTIAN ISLANDS
RAT ISLANDS
Amchitka I
ANDREANOF ISLANDS
Atka I
10
Unimak I
Unalaska I
Umnak I
FOX ISLANDS
PACIFIC OCEAN
Map Location
9,680 sq. mi.
GMU Boundary
50 0 50 100 150 200 250 Miles
M-10

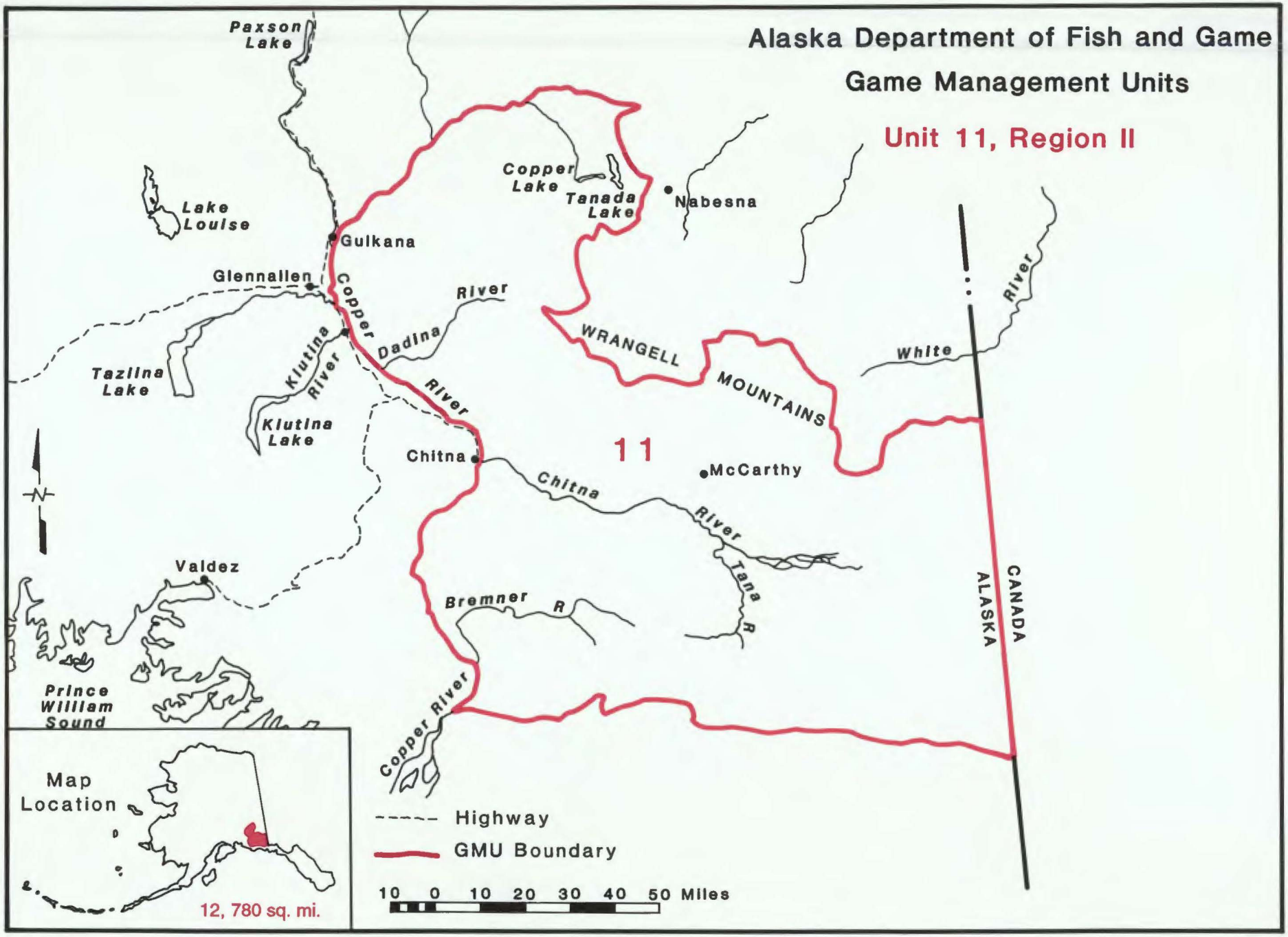
Alaska Department of Fish and Game
Game Management Units
Unit 11, Region II
Paxson Lake
Lake Louise
Gulkana
Glennallen
Copper River
Dadina River
Klutina River
Tazlina Lake
Klutina Lake
Copper Lake
Tanada Lake
Nabesna
WRANGELL MOUNTAINS
White River
11
Chitna
McCarthy
Chitna River
Tana R
Bremner R
Valdez
Prince William Sound
Copper River
CANADA
ALASKA
Map Location
12, 780 sq. mi.
Highway
GMU Boundary
10 0 10 20 30 40 50 Miles

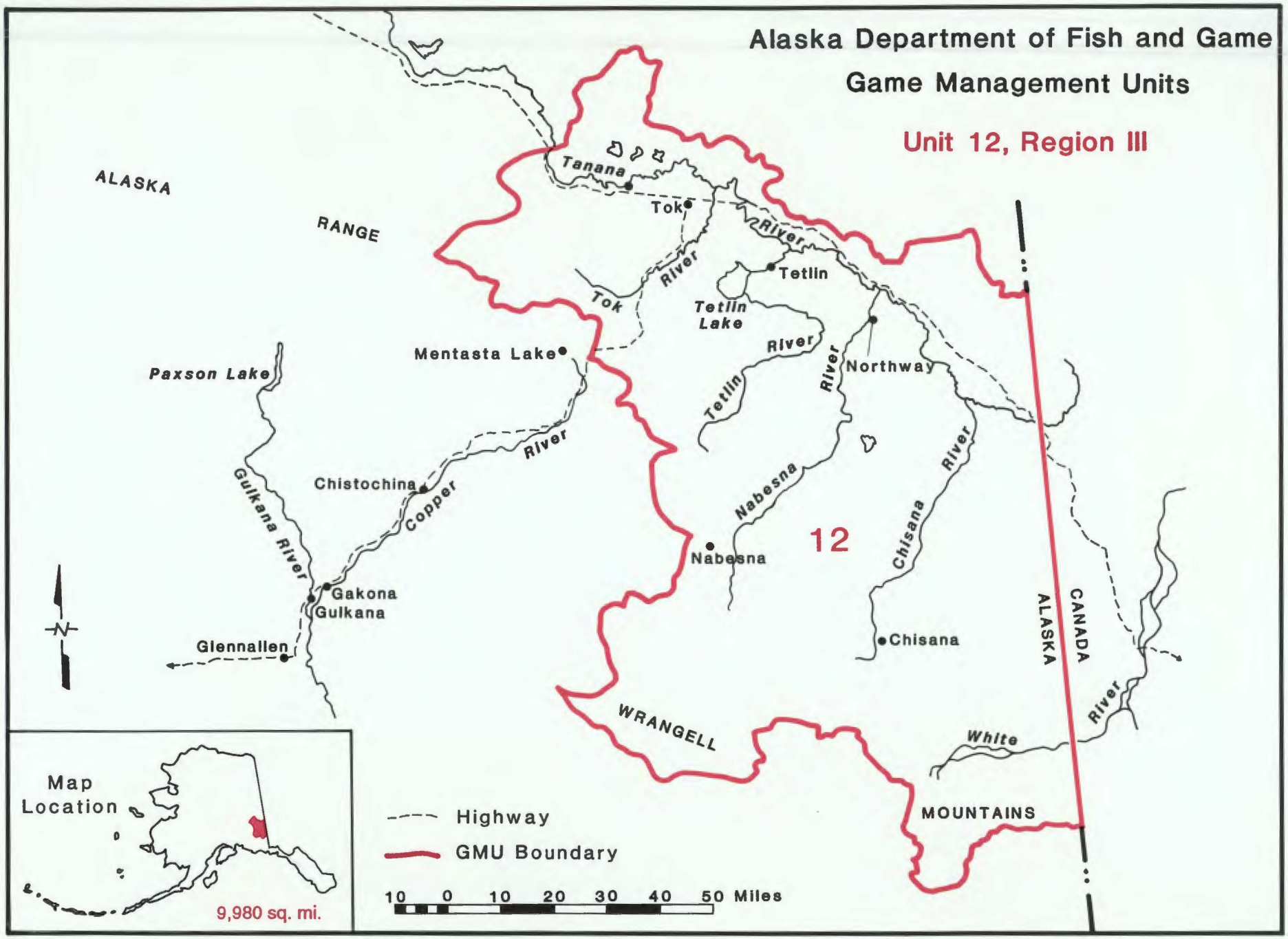
Alaska Department of Fish and Game
Game Management Units
Unit 12, Region III
ALASKA
RANGE
Tanana
Tok
River
Tetlin
Tok
River
Tetlin Lake
Mentasta Lake
Paxson Lake
River
Tetlin
River
Northway
River
Gulkana River
Chistochina
Copper
Nabesna
Chisana
River
12
Gakona
Gulkana
Nabesna
Glennallen
Chisana
ALASKA
CANADA
WRANGELL
White
River
MOUNTAINS
Map Location
9,980 sq. mi.
Highway
GMU Boundary
10 0 10 20 30 40 50 Miles

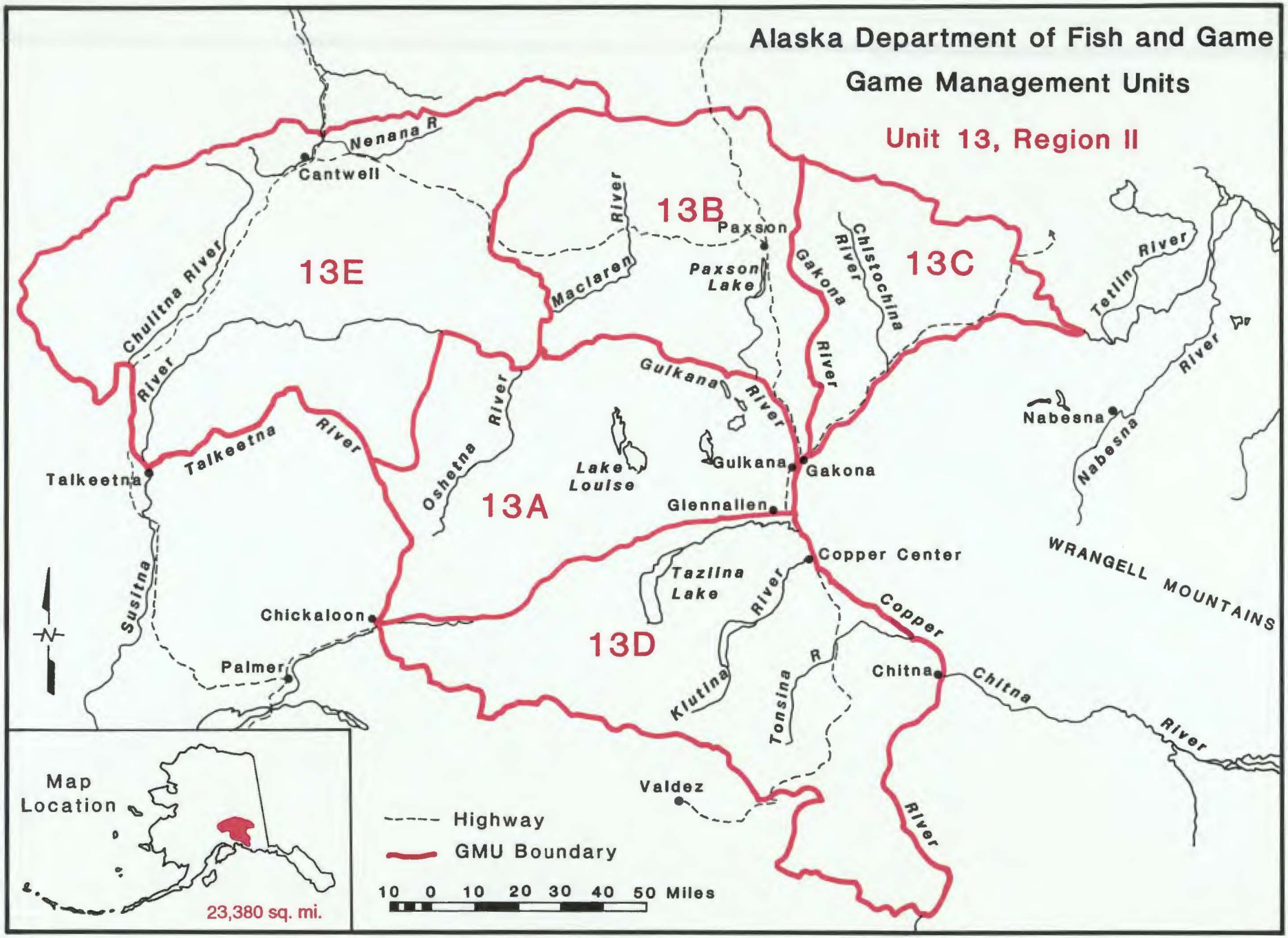
Alaska Department of Fish and Game
Game Management Units
Unit 13, Region II
13A
13B
13C
13D
13E
Nenana R
Cantwell
Chulitna River
Talkeetna
Talkeetna River
Susitna River
Oshetna River
Maclaren River
Paxson
Paxson Lake
Lake Louise
Gulkana River
Gulkana
Gakona
Gakona River
Chistochina River
Glennallen
Copper Center
Tazlina Lake
Tazlina River
Chickaloon
Palmer
Klutina River
Tonsina R
Copper River
Chitna
Chitna River
Valdez
Tetlin River
Nabesna
Nabesna River
WRANGELL MOUNTAINS
Map Location
23,380 sq. mi.
Highway
GMU Boundary
10 0 10 20 30 40 50 Miles

M-13

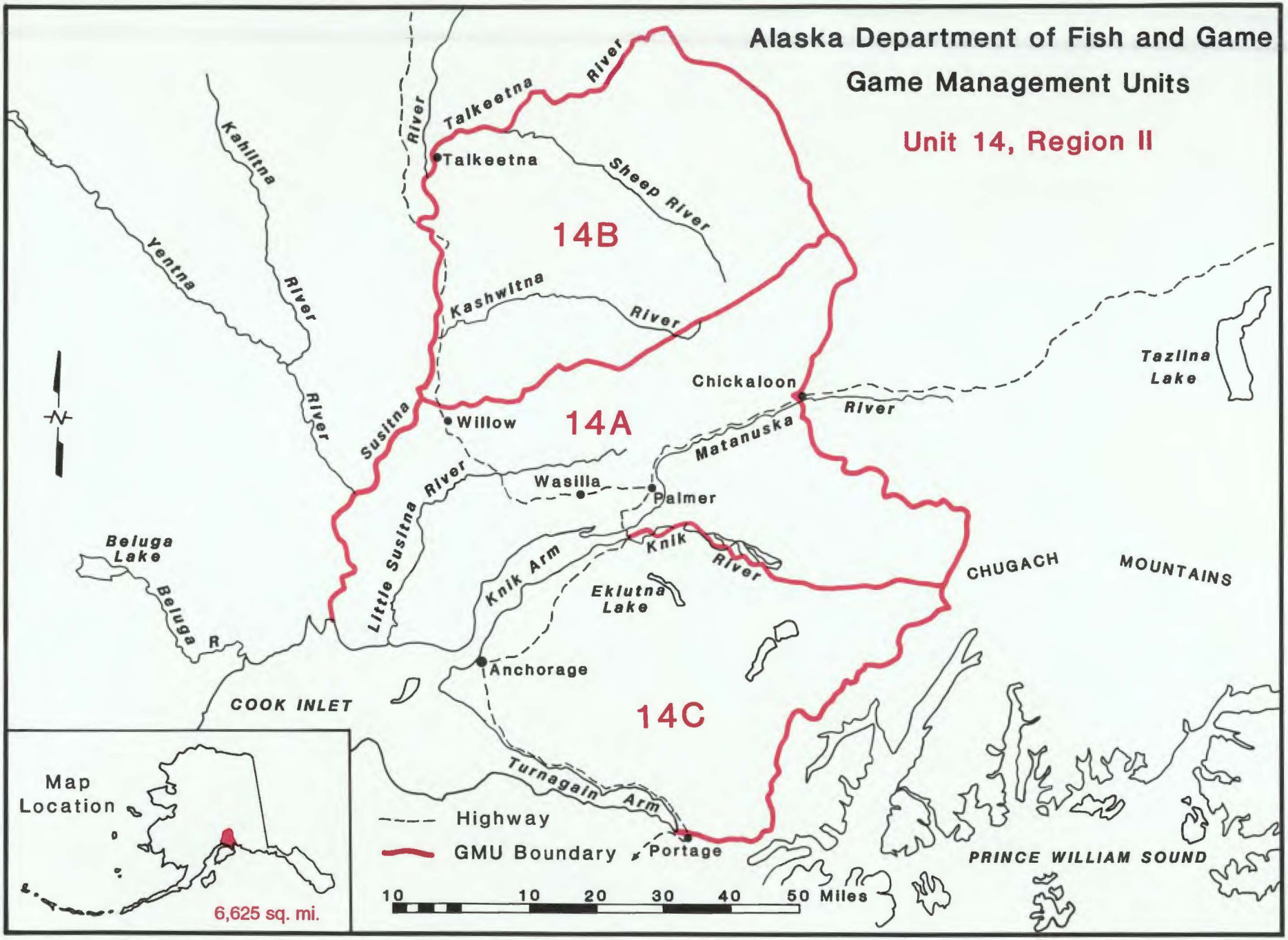
Alaska Department of Fish and Game
Game Management Units
Unit 14, Region II
14A
14B
14C
Talkeetna River
Talkeetna
Sheep River
Kashwitna River
Kahiltna River
Yentna River
Susitna River
Willow
Little Susitna River
Wasilla
Palmer
Matanuska River
Chickaloon
Tazlina Lake
Knik River
Knik Arm
Eklutna Lake
Beluga Lake
Beluga R
Anchorage
COOK INLET
Turnagain Arm
Portage
CHUGACH MOUNTAINS
PRINCE WILLIAM SOUND
Highway
GMU Boundary
10 0 10 20 30 40 50 Miles
Map Location
6,625 sq. mi.

M-14

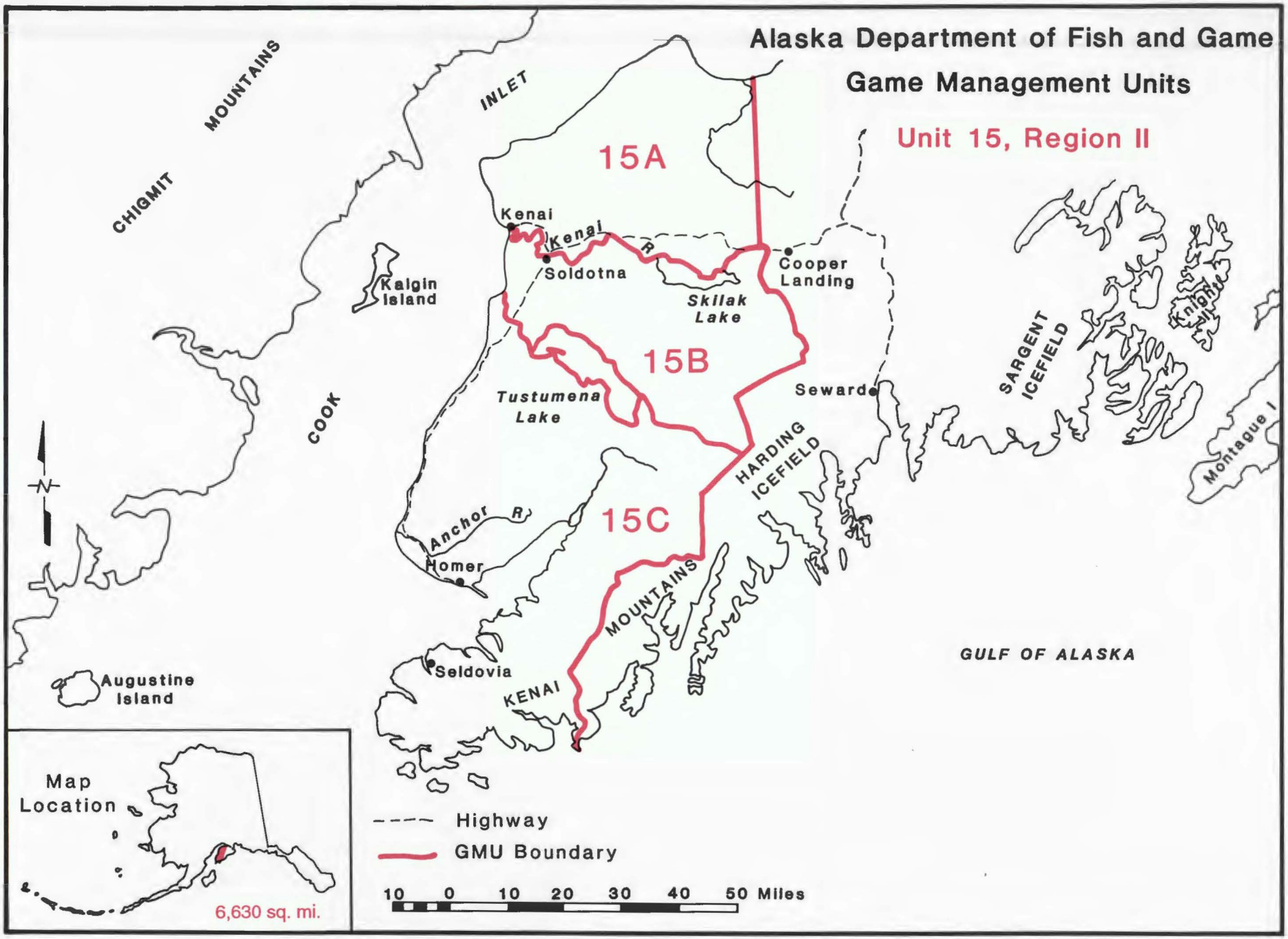
Alaska Department of Fish and Game
Game Management Units
Unit 15, Region II
15A
15B
15C
Kenai
Kenai R
Soldotna
Cooper Landing
Skilak Lake
Kalgin Island
Tustumena Lake
Seward
Anchor R
Homer
Seldovia
Augustine Island
CHIGMIT MOUNTAINS
INLET
COOK
HARDING ICEFIELD
SARGENT ICEFIELD
Knight I
Montague I
MOUNTAINS
KENAI
GULF OF ALASKA
Map Location
6,630 sq. mi.
Highway
GMU Boundary
10 0 10 20 30 40 50 Miles

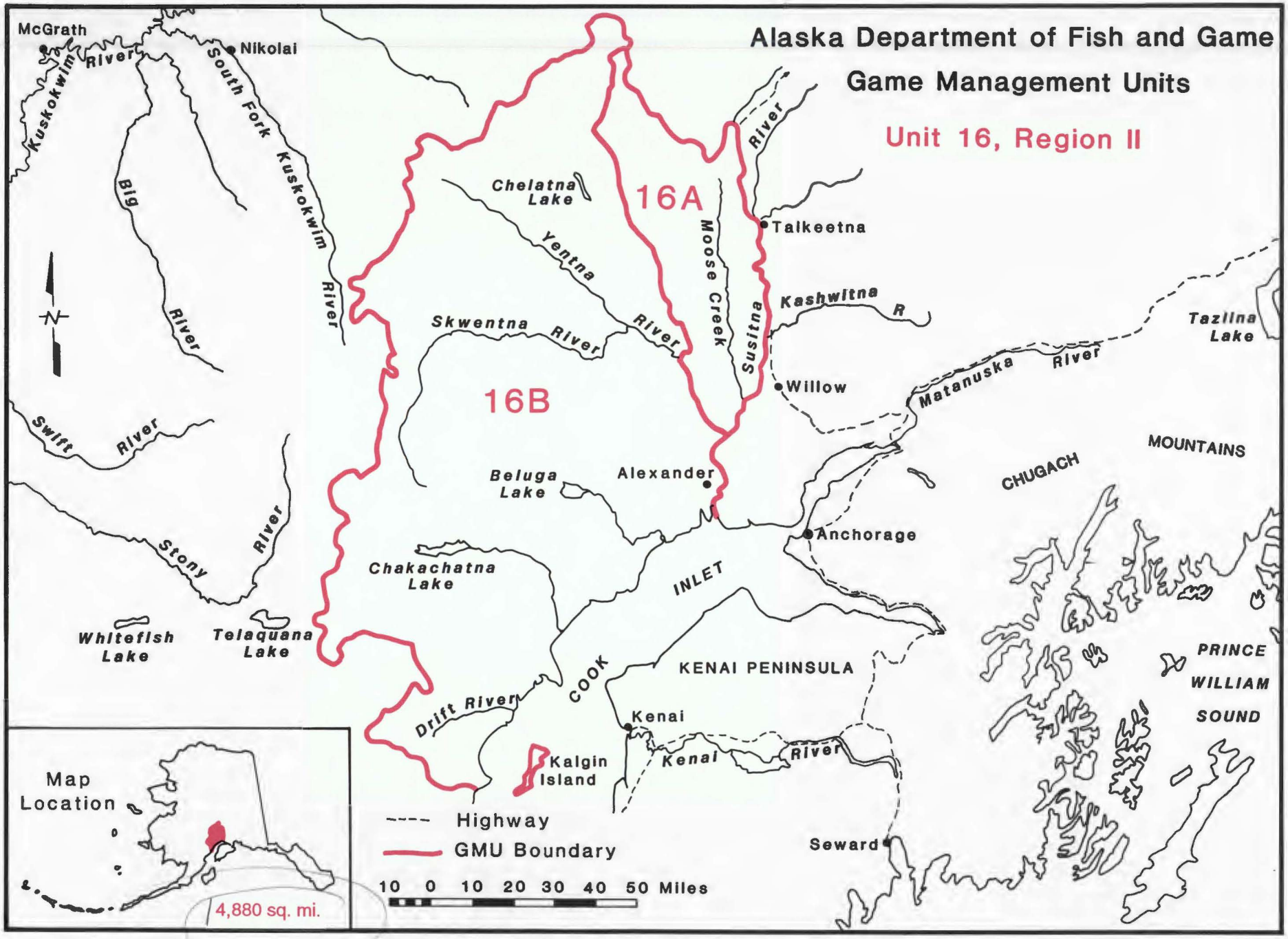
Alaska Department of Fish and Game
Game Management Units
Unit 16, Region II
16A
16B
McGrath
Nikolai
Kuskokwim River
South Fork Kuskokwim River
Big River
Swift River
Stony River
Whitefish Lake
Telaquana Lake
Chelatna Lake
Yentna River
Skwentna River
Beluga Lake
Chakachatna Lake
Drift River
Kalgin Island
Moose Creek
Susitna River
Talkeetna
Kashwitna R
Willow
Alexander
Anchorage
Matanuska River
Tazlina Lake
CHUGACH MOUNTAINS
INLET
COOK
KENAI PENINSULA
Kenai
Kenai River
Seward
PRINCE WILLIAM SOUND
Map Location
4,880 sq. mi.
Highway
GMU Boundary
10 0 10 20 30 40 50 Miles

M-16

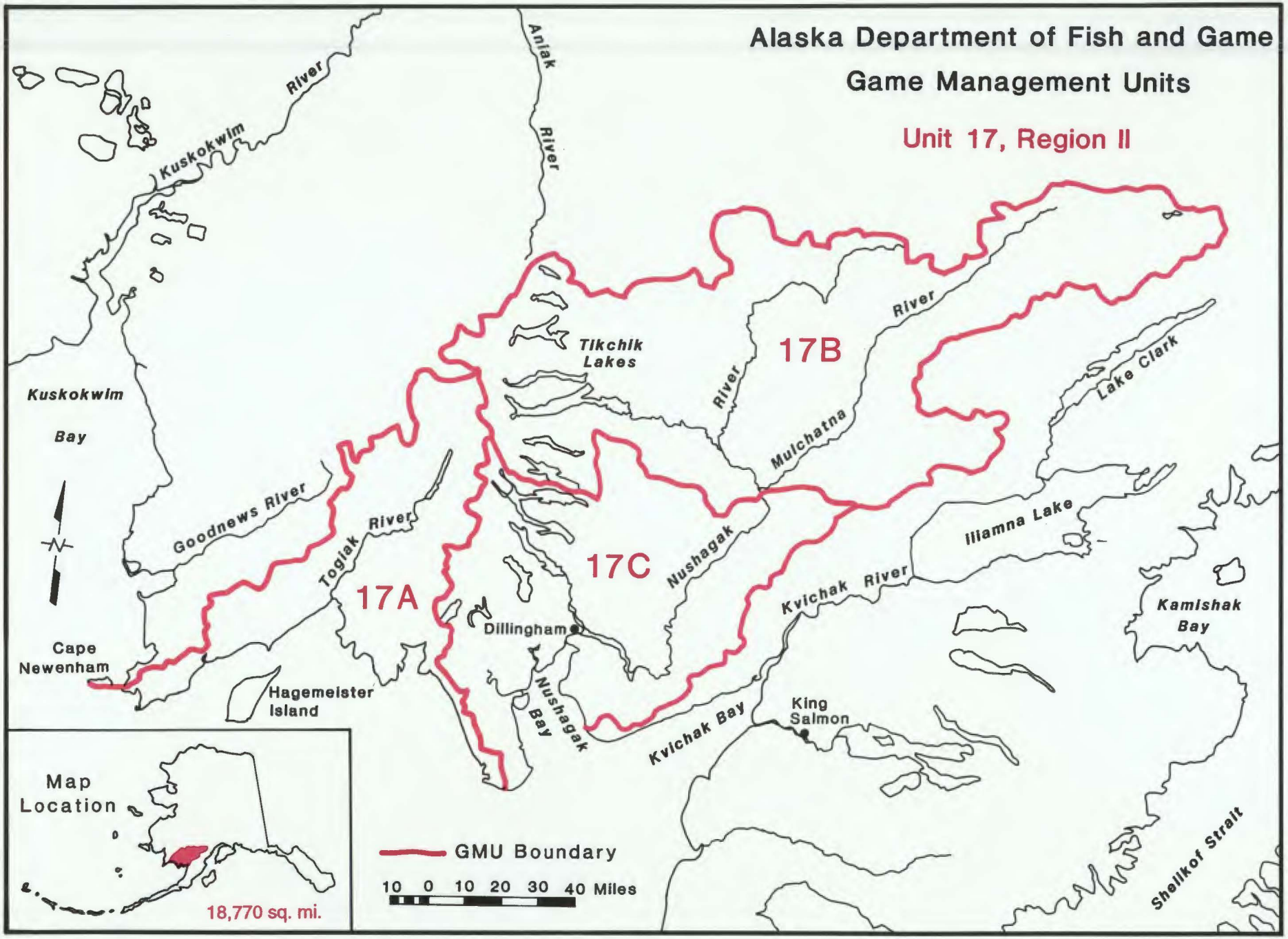
Alaska Department of Fish and Game
Game Management Units
Unit 17, Region II
Aniak River
Kuskokwim River
Kuskokwim Bay
Tikchik Lakes
17B
Mulchatna River
Lake Clark
Goodnews River
Togiak River
17A
17C
Nushagak
Iliamna Lake
Kvichak River
Kamishak Bay
Dillingham
Cape Newenham
Hagemeister Island
Nushagak Bay
Kvichak Bay
King Salmon
Shelikof Strait
Map Location
18,770 sq. mi.
GMU Boundary
10 0 10 20 30 40 Miles

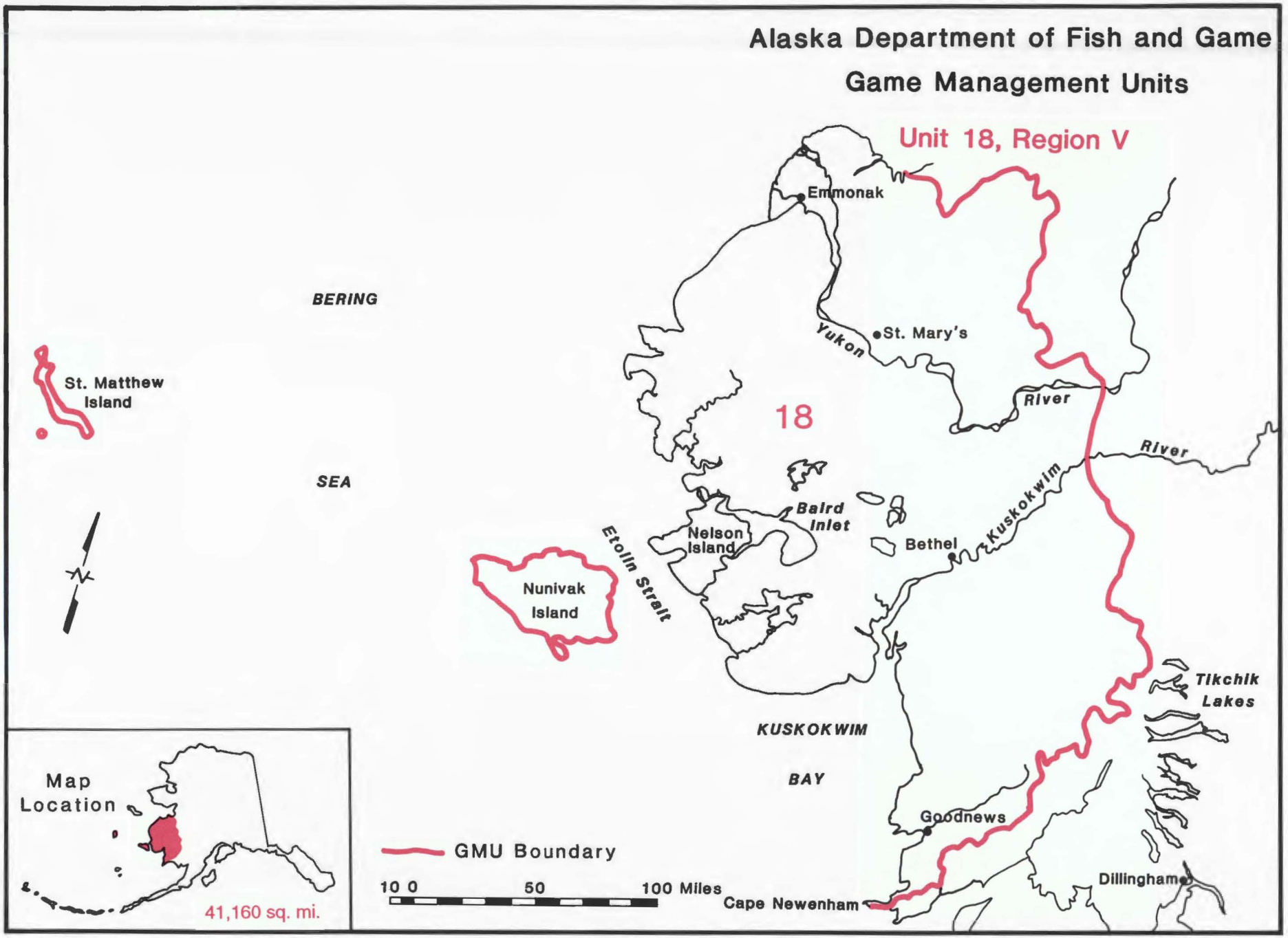
Alaska Department of Fish and Game
Game Management Units
Unit 18, Region V
Emmonak
BERING
SEA
St. Matthew Island
Yukon
St. Mary's
River
18
River
Baird Inlet
Nelson Island
Etolin Strait
Nunivak Island
Bethel
Kuskokwim
Tikchik Lakes
KUSKOKWIM
BAY
Goodnews
Dillingham
Cape Newenham
Map Location
41,160 sq. mi.
GMU Boundary
10 0 50 100 Miles

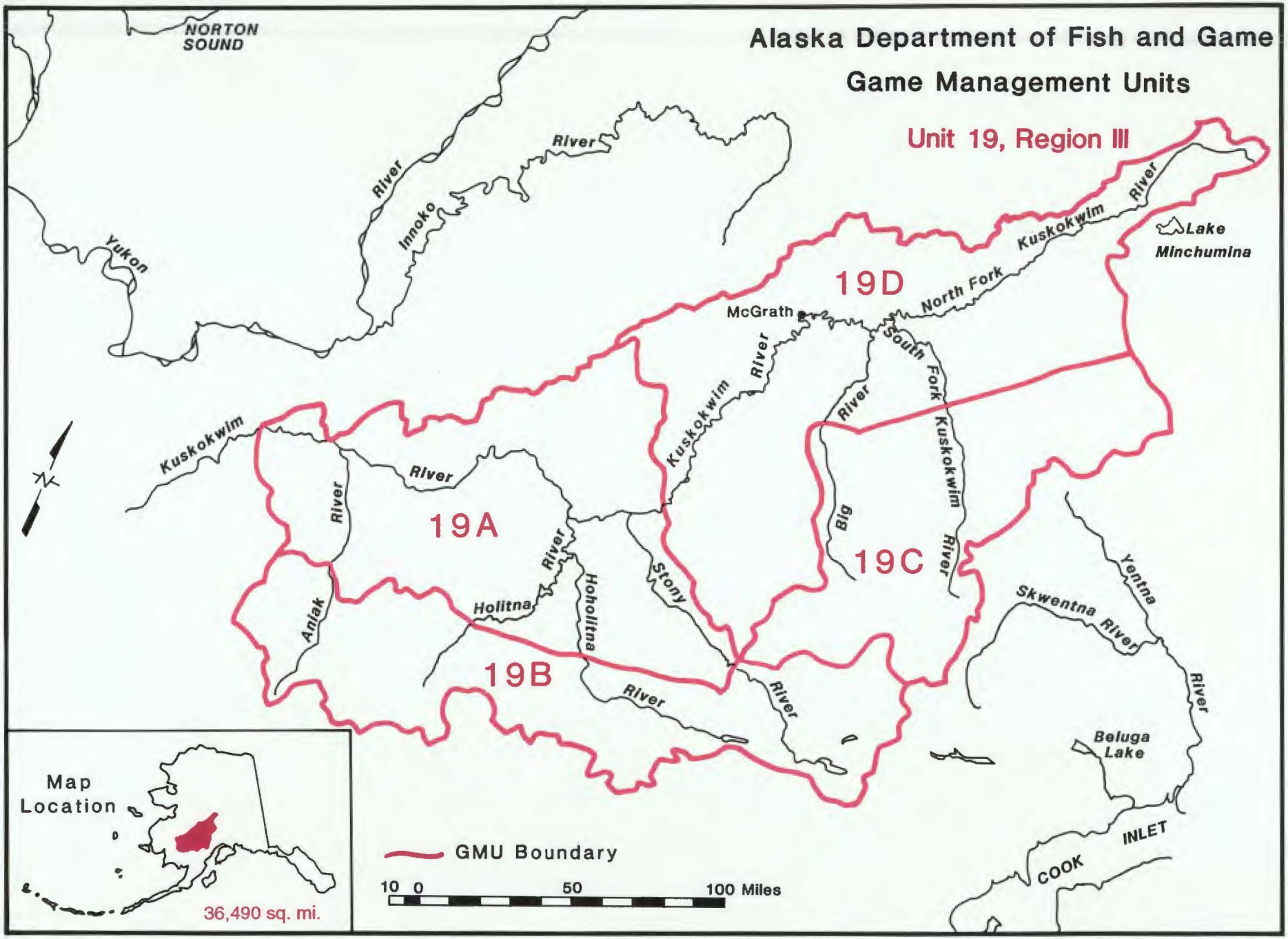
Alaska Department of Fish and Game
Game Management Units
Unit 19, Region III
NORTON SOUND
Yukon
River
Innoko
River
Kuskokwim
River
Lake Minchumina
North Fork
Kuskokwim
River
19D
McGrath
South Fork
Kuskokwim
River
Big
River
Kuskokwim
River
Kuskokwim
River
19A
River
Aniak
Holitna
River
Hoholitna
Stony
River
River
19B
19C
Yentna
River
Skwentna
River
Beluga Lake
COOK
INLET
Map Location
36,490 sq. mi.
GMU Boundary
10 0 50 100 Miles

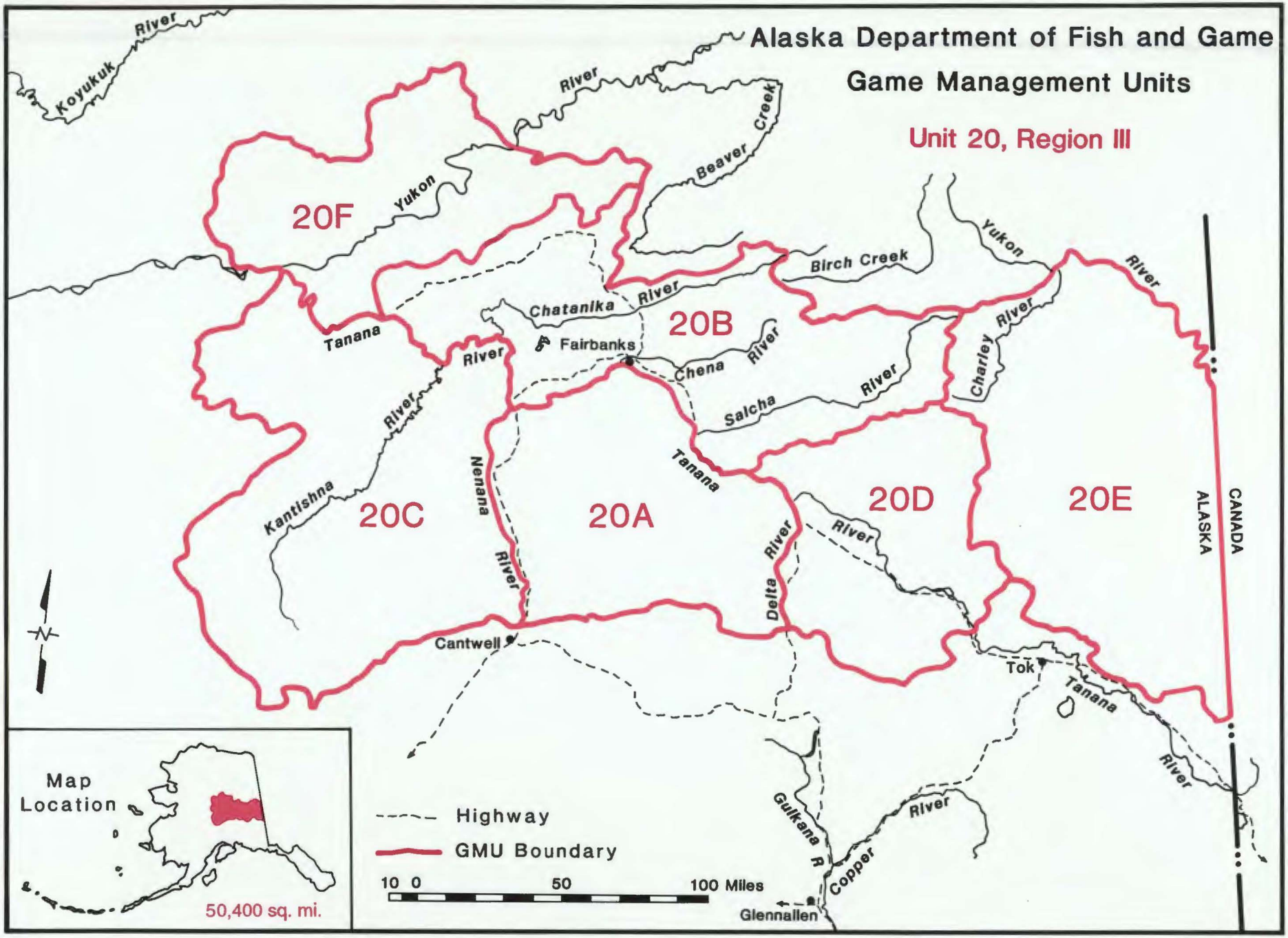
Alaska Department of Fish and Game
Game Management Units
Unit 20, Region III
20F
20B
20C
20A
20D
20E
Koyukuk River
Yukon River
Beaver Creek
Birch Creek
Yukon River
Chatanika River
Tanana River
Fairbanks
Chena River
Salcha River
Charley River
Kantishna River
Nenana River
Tanana River
Delta River
Cantwell
Tok
Tanana River
Gulkana R
Copper River
Glennallen
ALASKA
CANADA
Map Location
50,400 sq. mi.
Highway
GMU Boundary
10 0 50 100 Miles

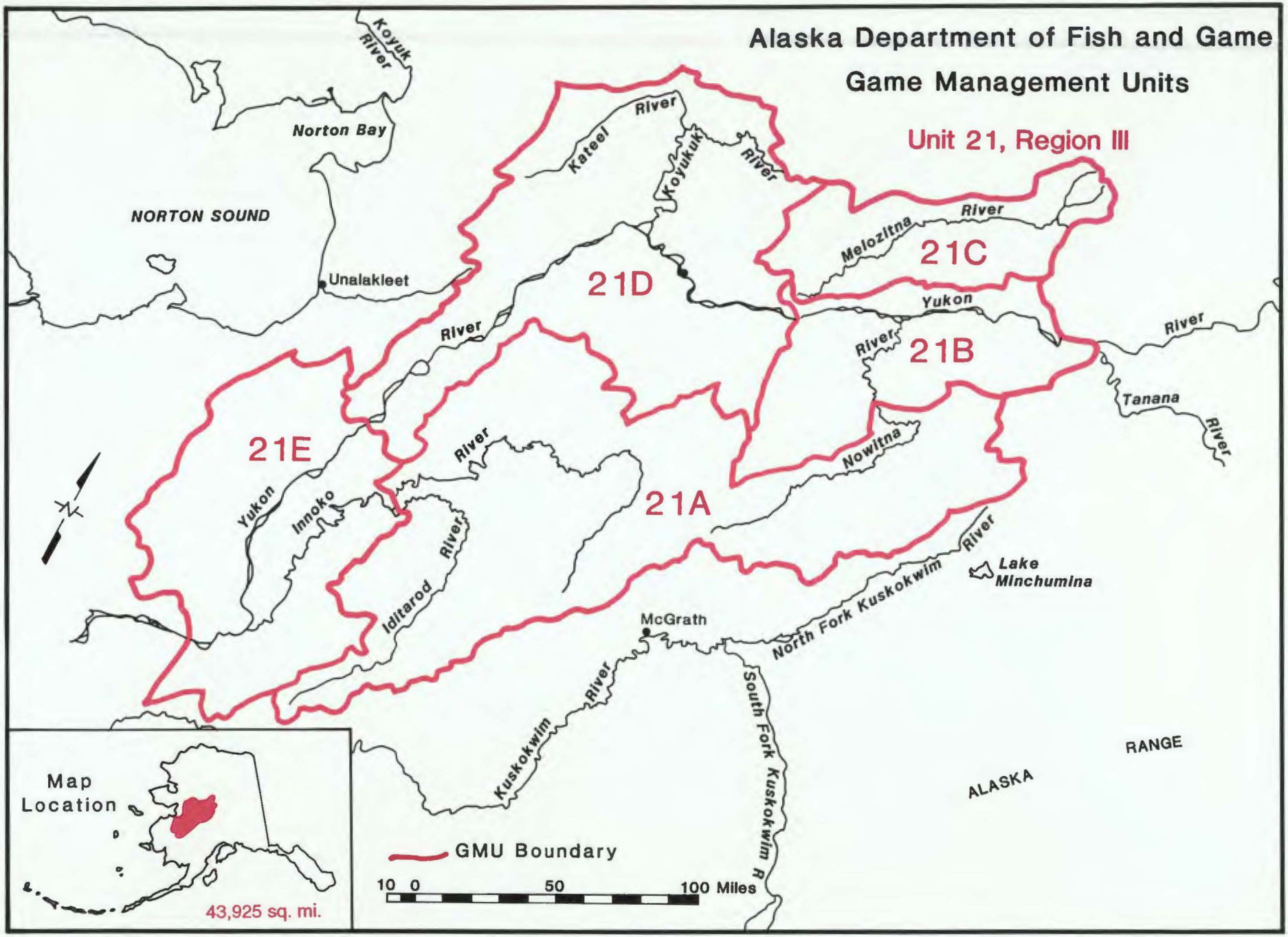
Alaska Department of Fish and Game
Game Management Units
Unit 21, Region III
Koyuk River
Norton Bay
NORTON SOUND
Unalakleet
Kateel River
Koyukuk River
Melozitna River
21C
21D
Yukon River
21B
Tanana River
21E
Innoko River
Yukon River
Nowitna River
21A
Iditarod River
Lake Minchumina
North Fork Kuskokwim River
McGrath
Kuskokwim River
South Fork Kuskokwim R
RANGE
ALASKA
Map Location
43,925 sq. mi.
GMU Boundary
10 0 50 100 Miles

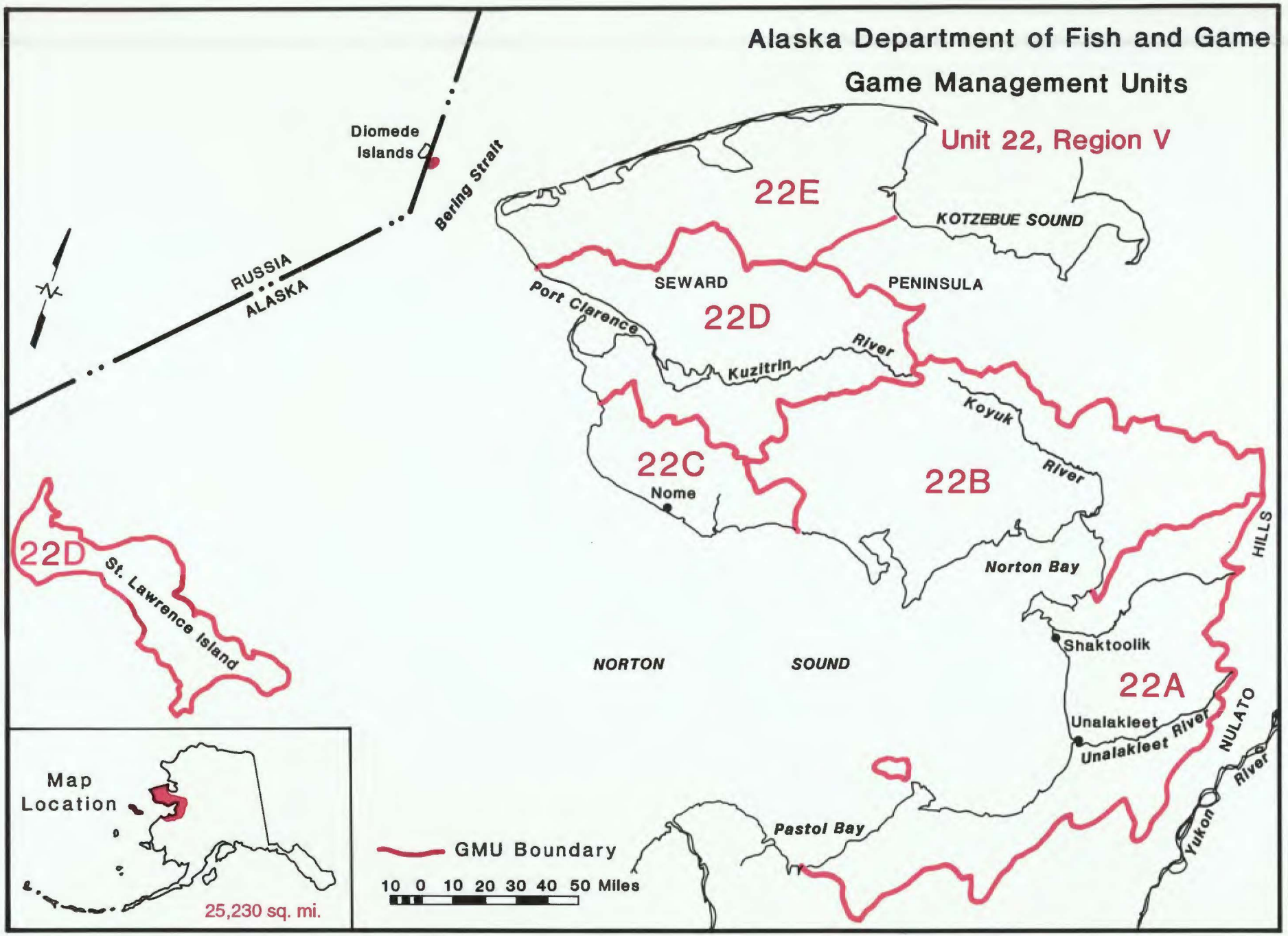
Alaska Department of Fish and Game
Game Management Units
Unit 22, Region V
22E
22D
22C
22B
22A
22D
Diomede Islands
Bering Strait
RUSSIA
ALASKA
KOTZEBUE SOUND
SEWARD PENINSULA
Port Clarence
Kuzitrin River
Koyuk River
Nome
St. Lawrence Island
Norton Bay
HILLS
NORTON SOUND
Shaktoolik
Unalakleet
Unalakleet River
NULATO
Yukon River
Pastol Bay
Map Location
25,230 sq. mi.
GMU Boundary
10 0 10 20 30 40 50 Miles

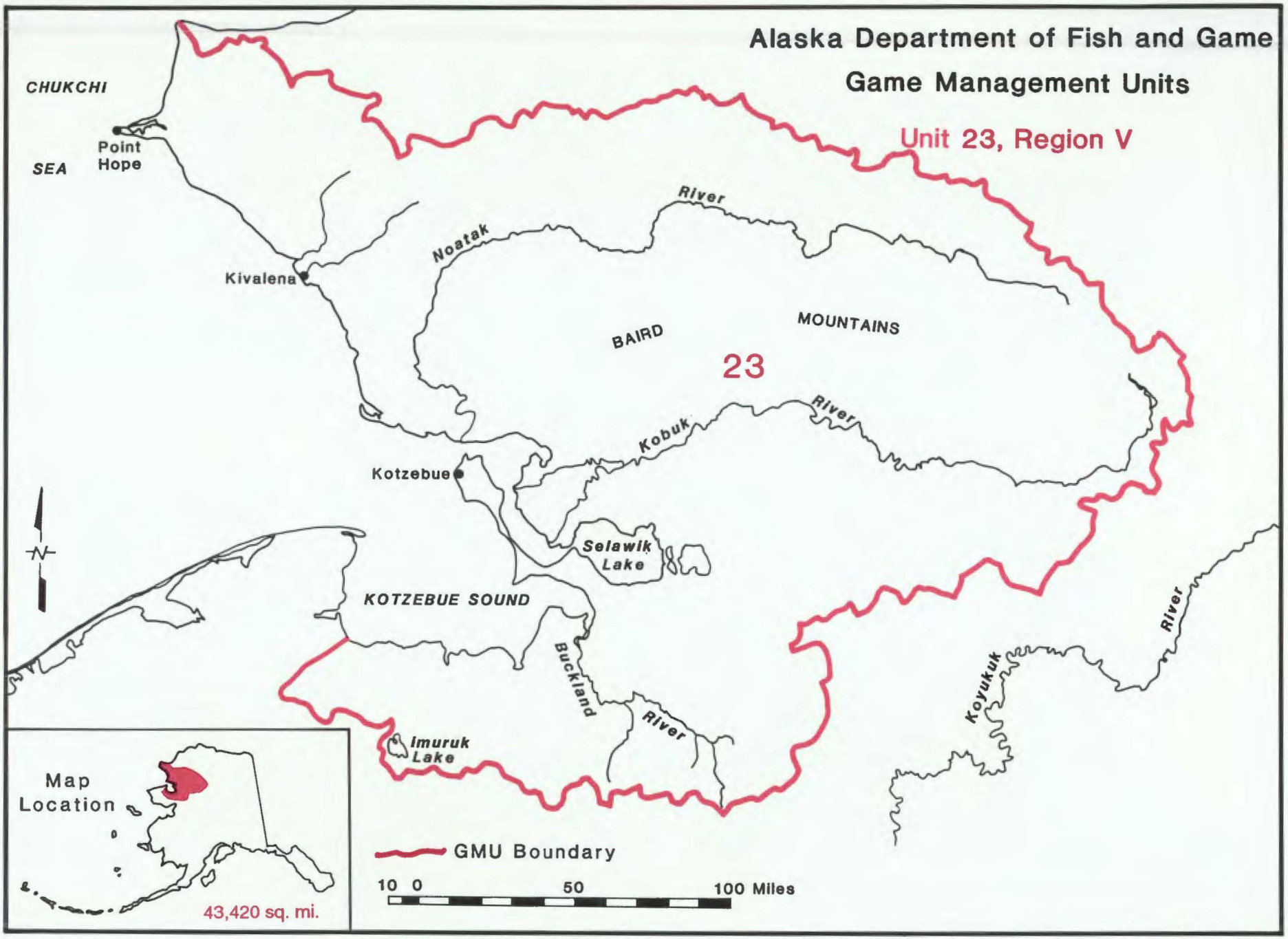
Alaska Department of Fish and Game
Game Management Units
Unit 23, Region V
CHUKCHI SEA
Point Hope
Kivalena
Noatak River
BAIRD MOUNTAINS
23
Kobuk River
Kotzebue
Selawik Lake
KOTZEBUE SOUND
Buckland River
Imuruk Lake
Koyukuk River
Map Location
43,420 sq. mi.
GMU Boundary
10 0 50 100 Miles

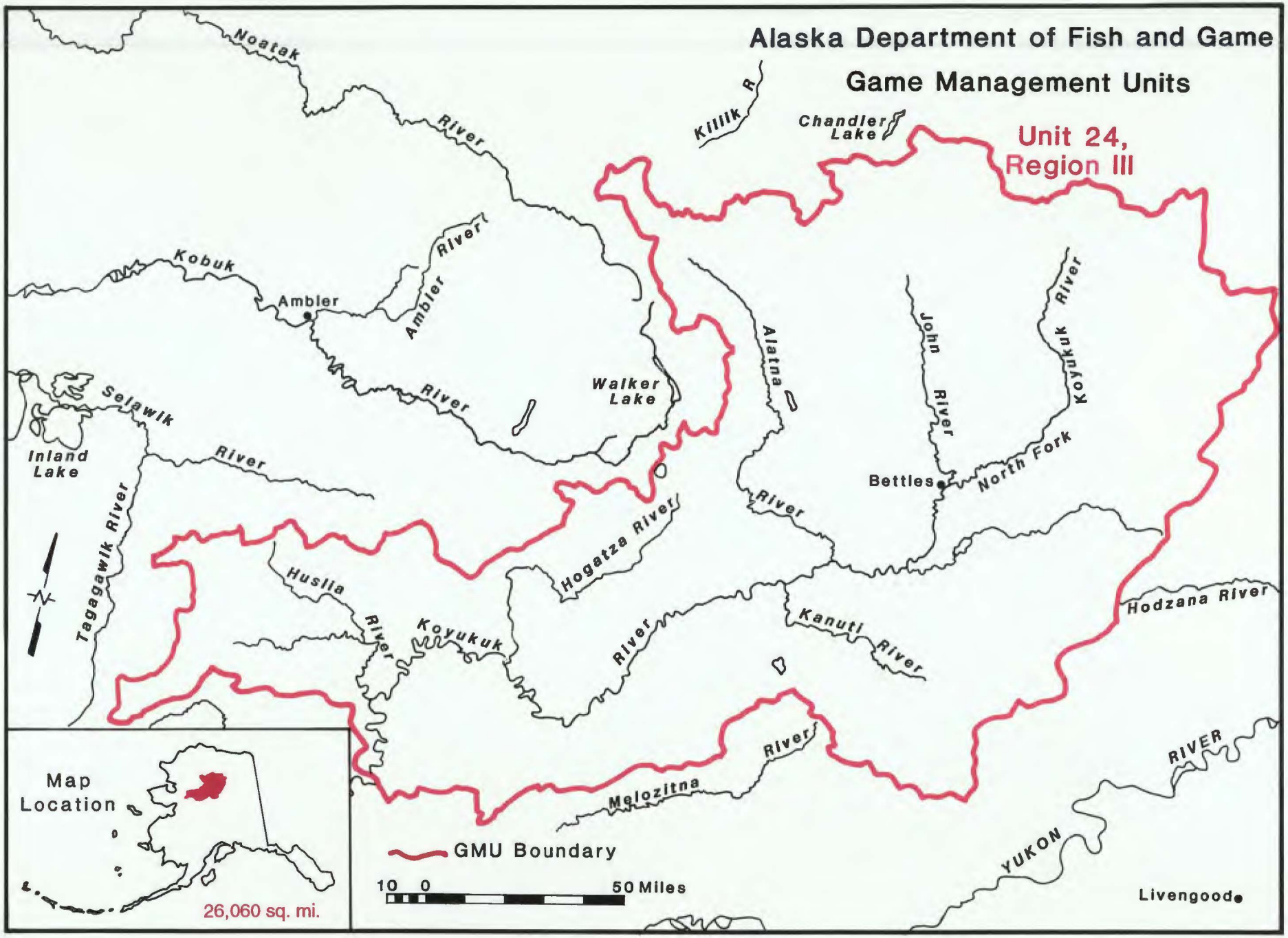
Alaska Department of Fish and Game
Game Management Units
Unit 24,
Region III
Noatak
River
Killik R
Chandler
Lake
Kobuk
Ambler
Ambler
River
River
Walker
Lake
Alatna
River
John
River
Koyukuk
River
Selawik
Inland
Lake
River
Tagagawik River
Bettles
North Fork
River
Hogatza River
Huslia
River
Koyukuk
River
Kanuti River
Hodzana River
Melozitna
River
YUKON
RIVER
Livengood
Map
Location
26,060 sq. mi.
GMU Boundary
10 0 50 Miles

M-24

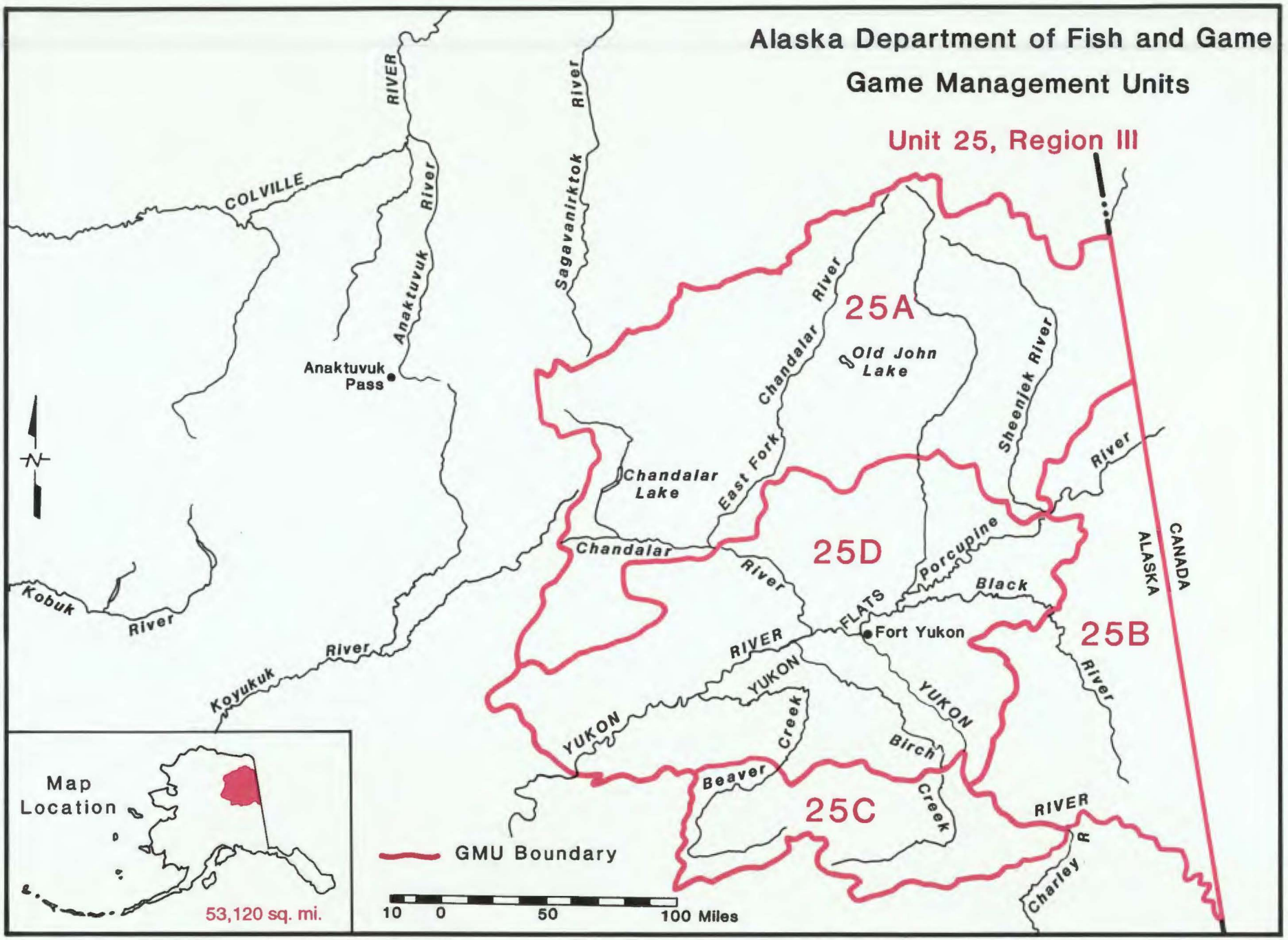
Alaska Department of Fish and Game
Game Management Units
Unit 25, Region III
25A
25B
25C
25D
Old John Lake
Chandalar Lake
Anaktuvuk Pass
Fort Yukon
COLVILLE
RIVER
Anaktuvuk River
Sagavanirktok River
Chandalar River
East Fork
Sheenjek River
Porcupine River
Black River
FLATS
YUKON RIVER
Birch Creek
Beaver Creek
Charley R
Kobuk River
Koyukuk River
ALASKA
CANADA
N
GMU Boundary
10 0 50 100 Miles
Map Location
53,120 sq. mi.

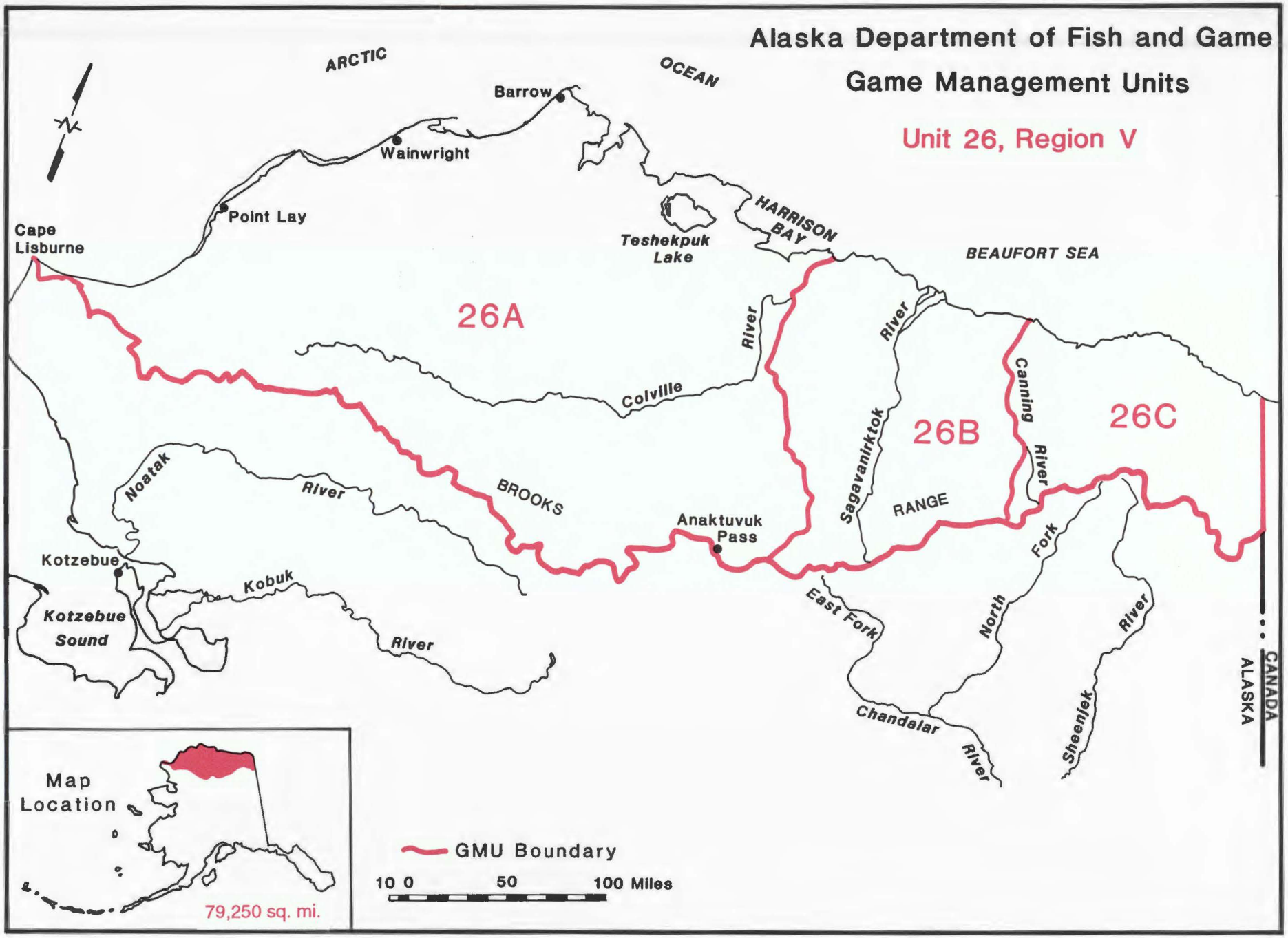
Alaska Department of Fish and Game
Game Management Units
Unit 26, Region V
ARCTIC
OCEAN
Barrow
Wainwright
Point Lay
Cape Lisburne
Teshekpuk Lake
HARRISON BAY
BEAUFORT SEA
26A
26B
26C
Colville River
Sagavanirktok River
Canning River
BROOKS RANGE
Anaktuvuk Pass
Noatak River
Kotzebue
Kotzebue Sound
Kobuk River
East Fork
North Fork
Chandalar River
Sheenjek River
CANADA
ALASKA
Map Location
79,250 sq. mi.
GMU Boundary
10 0 50 100 Miles

M-26

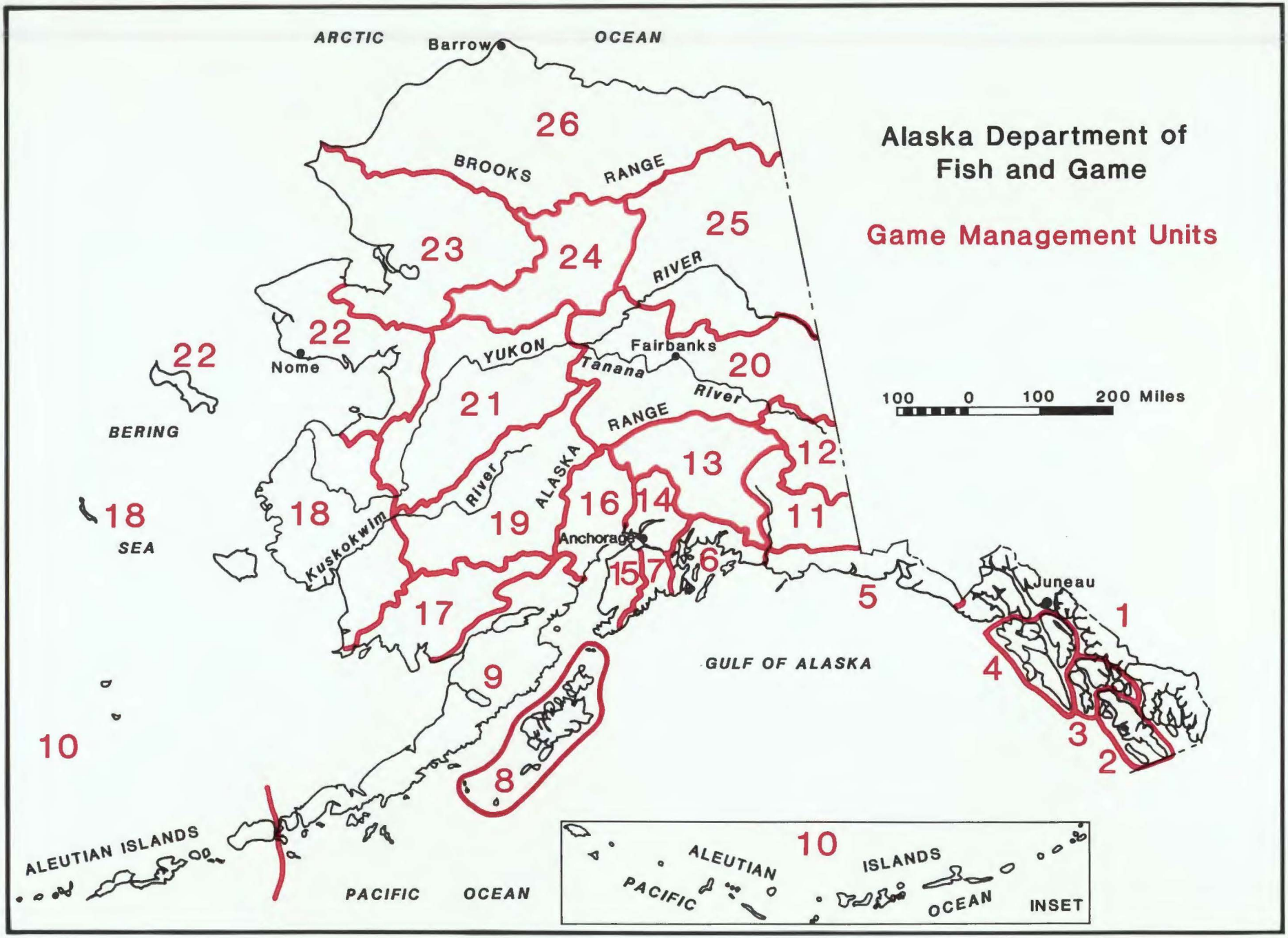
Alaska Department of Fish and Game
Game Management Units
100 0 100 200 Miles
ARCTIC OCEAN
Barrow
BROOKS RANGE
YUKON RIVER
Fairbanks
Tanana River
ALASKA RANGE
Kuskokwim River
Nome
Anchorage
Juneau
BERING SEA
GULF OF ALASKA
ALEUTIAN ISLANDS
PACIFIC OCEAN
ALEUTIAN ISLANDS
PACIFIC OCEAN
INSET
1
2
3
4
5
6
7
8
9
10
11
12
13
14
15
16
17
18
19
20
21
22
23
24
25
26

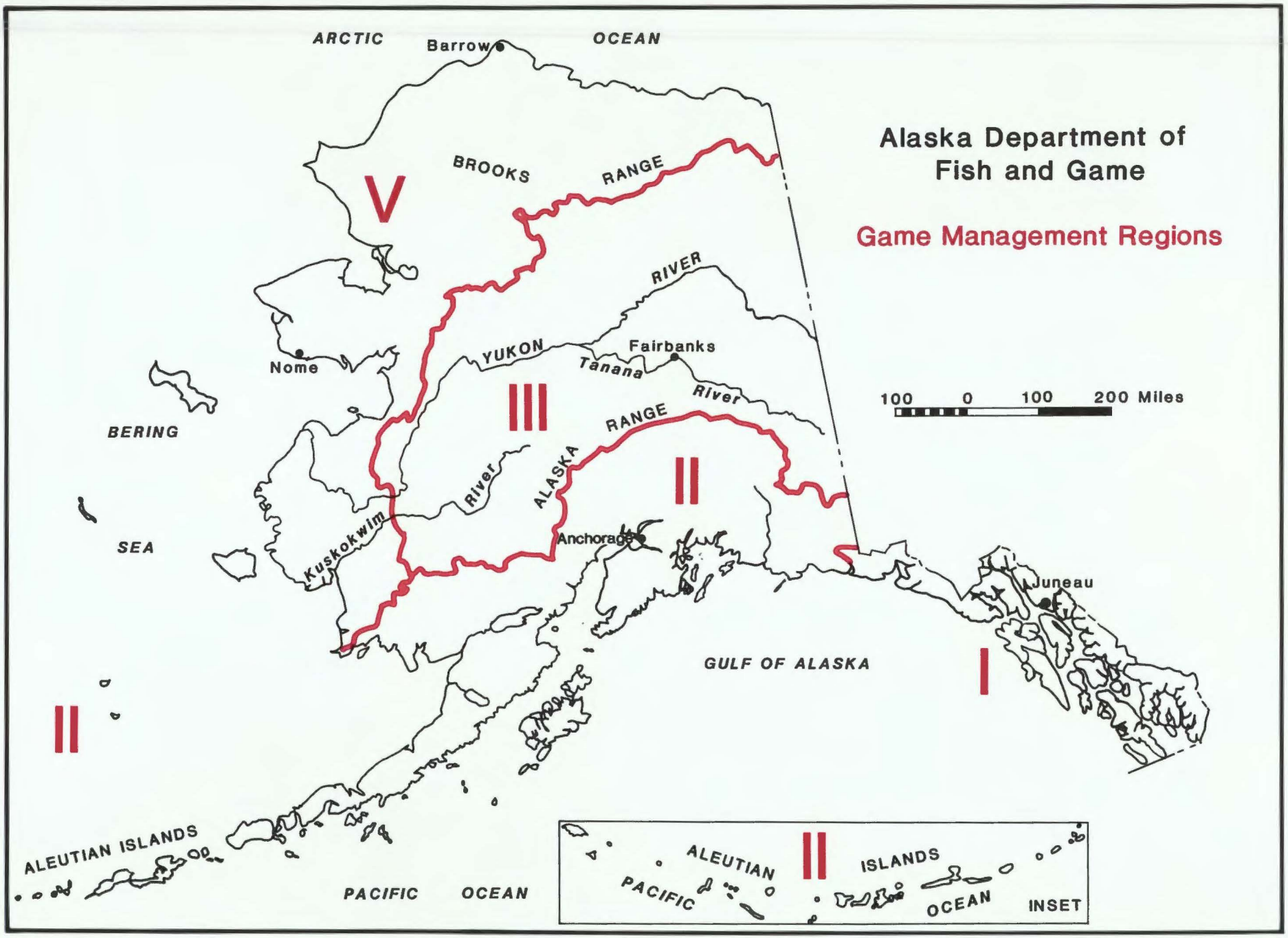
ARCTIC OCEAN
Barrow
BROOKS RANGE
V
RIVER
YUKON
Fairbanks
Tanana River
Nome
III
RANGE
ALASKA
River
BERING SEA
Kuskokwim
II
Anchorage
Juneau
GULF OF ALASKA
I
II
ALEUTIAN ISLANDS
PACIFIC OCEAN
ALEUTIAN ISLANDS
PACIFIC OCEAN
INSET
Alaska Department of Fish and Game
Game Management Regions
100 0 100 200 Miles



STATEWIDE HARVEST TOTALS AND % TAKE BY RESIDENCY

SPECIES	YEAR	TOTAL HARVEST LOW[1]	TOTAL HARVEST HIGH[2]	% TAKEN BY RESIDENTS[3]	% TAKEN BY NON-RES.[3]	% TAKEN BY UNKN. RES[3]
BEAVER	1988-89	9480	n/a	n/a	n/a	n/a
	1989-90	6857	n/a	n/a	n/a	n/a
	1990-91	5577	5586	n/a	n/a	n/a
	1991-92	7151	8095	n/a	n/a	n/a
BISON	1988-89	77	n/a	99.0	1.0	0.0
	1989-90	74	n/a	98.0	2.0	0.0
	1990-91	115	n/a	100.0	0.0	0.0
	1991-92	129	129	98.4	1.6	0.0
BLACK BEAR	1988-89	1577	1705	63.0	28.0	9.0
	1989-90	1498	1516	71.9	27.7	0.4
	1990-91	1717	1724	76.0	23.5	0.5
	1991-92	1698	1751	74.5	25.1	0.4
BROWN BEAR	1988-89	1093	1177	47.0	45.0	8.0
	1989-90	1753	1834	41.2	58.8	0.0
	1990-91	1746	1791	45.4	53.2	1.4
	1991-92	1408	1429	36.8	61.4	1.8
CARIBOU[4]	1988-89	23291	25351	97.0	3.0	0.0
	1989-90	9596	9997	95.0	4.8	0.2
	1990-91	8501	9784	89.4	8.8	1.8
	1991-92	9903	12266	84.4	15.5	0.1
COYOTE	1988-89	n/a	n/a	n/a	n/a	n/a
	1989-90	n/a	n/a	n/a	n/a	n/a
	1990-91	n/a	n/a	n/a	n/a	n/a
	1991-92	79	n/a	n/a	n/a	n/a
DEER[5]	1988-89	16248	26248	99.0	1.0	0.0
	1989-90	26954	n/a	97.0	2.0	1.0
	1990-91	27648	n/a	97.4	2.6	0.0
	1991-92	20152	20152	96.3	3.7	0.0
ELK	1988-89	124	n/a	94.0	6.0	0.0
	1989-90	210	n/a	97.1	2.9	0.0
	1990-91	200	n/a	98.0	2.0	0.0
	1991-92	101	101	96.0	4.0	0.0
FOX	1988-89	n/a	n/a	n/a	n/a	n/a
	1989-90	n/a	n/a	n/a	n/a	n/a
	1990-91	n/a	n/a	n/a	n/a	n/a
	1991-92	1514	n/a	n/a	n/a	n/a
LYNX	1988-89	1198	n/a	n/a	n/a	n/a
	1989-90	1314	n/a	n/a	n/a	n/a
	1990-91	1273	n/a	n/a	n/a	n/a
	1991-92	2074	n/a	n/a	n/a	n/a

[1] Low = Minimum reported harvest
[2] High = Low + estimate of unreported kill
[3] Based on minimum reported harvest
[4] Low = Reported harvest + low estimate of unreported kill
High = Reported harvest + high estimate of unreported kill
Estimates of unreported kill available for Western Arctic and Porcupine herds for 1988-89 only.
1991-92 take by residency estimated based on herd harvests. Previous year's estimates may be low since they were based on GMU harvests.
[5] Estimates only, based on deer hunter surveys.

STATEWIDE HARVEST TOTALS AND % TAKE BY RESIDENCY

SPECIES	YEAR	TOTAL HARVEST LOW[1]	TOTAL HARVEST HIGH[2]	% TAKEN BY RESIDENTS[3]	% TAKEN BY NON-RES.[3]	% TAKEN BY UNKN. RES[3]
MARTEN	1988-89	n/a	n/a	n/a	n/a	n/a
	1989-90	n/a	n/a	n/a	n/a	n/a
	1990-91	n/a	n/a	n/a	n/a	n/a
	1991-92	7770	n/a	n/a	n/a	n/a
MINK	1988-89	n/a	n/a	n/a	n/a	n/a
	1989-90	n/a	n/a	n/a	n/a	n/a
	1990-91	n/a	n/a	n/a	n/a	n/a
	1991-92	4461	n/a	n/a	n/a	n/a
MOOSE	1988-89	7685	n/a	82.0	15.0	3.0
	1989-90	7257	n/a	83.4	14.0	2.6
	1990-91	5999	6070	81.7	14.6	3.7
	1991-92	7004	7069	85.9	11.6	2.5
MTN.GOAT	1988-89	457	n/a	65.0	30.0	5.0
	1989-90	390	n/a	82.8	16.2	1.0
	1990-91	436	n/a	85.8	13.9	0.3
	1991-92	407	407	85.8	14.0	.2
MUSKOX	1988-89	103	n/a	100.0	0.0	0.0
	1989-90	111	n/a	100.0	0.0	0.0
	1990-91	99	100	98.0	2.0	0.0
	1991-92	113	113	97.3	2.7	0.0
OTTER	1988-89	1620	n/a	n/a	n/a	n/a
	1989-90	1346	n/a	n/a	n/a	n/a
	1990-91	1200	n/a	n/a	n/a	n/a
	1991-92	1485	n/a	n/a	n/a	n/a
SHEEP	1988-89	1436	n/a	60.0	33.0	7.0
	1989-90	1454	n/a	65.0	32.6	2.4
	1990-91	1406	n/a	61.3[4]	34.4[4]	4.3[4]
	1991-92	1459	1464	67.3[4]	30.7[4]	2.0[4]
WATERFOWL:						
DUCKS	1988-89	n/a	n/a	n/a	n/a	n/a
	1989-90	52287	n/a	n/a	n/a	n/a
	1990-91	79817	n/a	n/a	n/a	n/a
	1991-92	n/a	n/a	n/a	n/a	n/a
GEESE	1988-89	n/a	n/a	n/a	n/a	n/a
	1989-90	5710	n/a	n/a	n/a	n/a
	1990-91	8019	n/a	n/a	n/a	n/a
	1991-92	n/a	n/a	n/a	n/a	n/a

1 Low = Minimum reported harvest
2 High = Low + estimate of unreported kill
3 Based on minimum reported harvest
4 Adjusted for multiple bag in subsistence hunts.

STATEWIDE HARVEST TOTALS AND % TAKE BY RESIDENCY

SPECIES	YEAR	TOTAL HARVEST LOW[1]	TOTAL HARVEST HIGH[2]	% TAKEN BY RESIDENTS[3]	% TAKEN BY NON-RES.[3]	% TAKEN BY UNKN. RES[3]
WOLF	1988-89	858	911	n/a	n/a	n/a
	1989-90	941	1017	n/a	n/a	n/a
	1990-91	1089	1175	n/a	n/a	n/a
	1991-92	1162	1165	n/a	n/a	n/a
WOLVERINE	1988-89	472	n/a	n/a	n/a	n/a
	1989-90	464	n/a	n/a	n/a	n/a
	1990-91	528	n/a	n/a	n/a	n/a
	1991-92	591	n/a	n/a	n/a	n/a

TOTAL		TOTAL		TOTAL	
1988-89	92.0	**1988-89**	7.0	**1988-89**	1.0
1989-90	91.0	**1989-90**	8.0	**1989-90**	1.0
1990-91	89.2	**1990-91**	9.6	**1990-91**	1.2
1991-92	88.0	**1991-92**	11.4	**1991-92**	0.6

[1] Low = Minimum reported harvest
[2] High = Low + estimate of unreported kill
[3] Based on minimum reported harvest

REPORTED HARVEST TOTALS BY REGION BY YEAR

SPECIES	REGION	REPORTED HARVEST 88-89	REPORTED HARVEST 89-90	REPORTED HARVEST 90-91	REPORTED HARVEST 91-92	4-YEAR AVERAGE HARVEST
BEAVER	I	197	593	228	413	357.8
	II	2110	2194	2049	2418	2192.8
	III	3907	1878	2127	1929	2460.3
	V	3266	2192	1173	2391	2255.5
	Total Statewide	9480	6857	5577	7151	7266.3
BISON	II	11	0	0	0	2.8
	III	66	74	115	129	96.0
	Total Statewide	77	74	115	129	98.8
BLACK BEAR	I	617	617	644	617	623.8
	II	697	673	766	848	746.0
	III	263	208	307	233	252.8
	V	0	0	0	0	0.0
	Total Statewide	1577	1498	1717	1698	1622.5
BROWN BEAR	I	152	408	325	190	268.8
	II	650	1023	590	964	806.8
	III	160	184	167	140	162.8
	V	131	138	160	114	135.8
	Total Statewide	1093	1753	1242	1408	1374.0
CARIBOU		Please see caribou herd summaries for additional information.				
	Total Statewide	8424	7316	8271	8853	8216.0
COYOTE	I	n/a	n/a	n/a	0	n/a
	II	n/a	n/a	n/a	64	n/a
	III	n/a	15	n/a	13	n/a
	V	n/a	n/a	n/a	2	n/a
	Total Statewide	n/a	15	n/a	79	n/a
DEER	I	16248	14016	17224	9542	14257.5
	II	n/a	11990	10424	10610	11008.0[1]
	Total Statewide	16248	26006	27648	20152	24602.0[1]
ELK	II	124	210	200	101	158.8
	Total Statewide	124	210	200	101	158.8
FOX	I	n/a	n/a	n/a	0	n/a
	II	n/a	n/a	n/a	36	n/a
	III	n/a	252	98	167	172.3[1]
	V	n/a	453	n/a	1311	n/a
	Total Statewide	n/a	705	98	1514	772.3[1]
LYNX	I	10	6	0	9	6.3
	II	19	17	179	277	123.0
	III	1148	1281	1088	1778	1323.8
	V	21	10	6	10	11.8
	Total Statewide	1198	1314	1273	2074	1464.8
MARTEN	I	n/a	2700	2160	4315	3058.3[1]
	II	n/a	22	56	87	55[1]
	III	n/a	3908	2875	3018	3267.0[1]
	V	n/a	101	n/a	350	n/a
	Total Statewide	n/a	6731	5091	7770	6530.7[1]
MINK	I	n/a	n/a	402	0	n/a
	II	n/a	n/a	n/a	84	n/a
	III	n/a	113	191	121	141.7[1]
	V	n/a	5677	n/a	4256	n/a
	Total Statewide	n/a	5790	593	4461	3614.7[1]

Does not include unreported harvest which may equal or exceed the reported harvest for some species.

[1] Three year average harvest.

REPORTED HARVEST TOTALS BY REGION BY YEAR

SPECIES	REGION	REPORTED HARVEST 88-89	REPORTED HARVEST 89-90	REPORTED HARVEST 90-91	REPORTED HARVEST 91-92	4-YEAR AVERAGE HARVEST
MOOSE	I	198	174	198	158	182.0
	II	3918	3869	2256	3295	3334.5
	III	2827	2602	2849	2908	2796.5
	V	703	580	673	608	641.0
	Unknown	39	32	23	35	32.3
	Total Statewide	7685	7257	5999	7004	6986.3
MT. GOAT	I	170	175	190	118	163.3
	II	287	215	246	289	259.3
	Total Statewide	457	390	436	407	422.5
MUSKOX	III	8	10	4	4	6.5
	V	95	101	95	109	100.0
	Total Statewide	103	111	99	113	106.5
OTTER	I	346	506	293	345	372.5
	II	533	389	466	592	495.0
	III	179	117	106	118	130.0
	V	562	334	335	430	415.3
	Total Statewide	1620	1346	1200	1485	1412.8
SHEEP	II	470	428	493	513	475.8
	III	901	934	854	911	900.0
	V	58	86	53	33	57.5
	Unknown	7	6	6	2	5.3
	Total Statewide	1436	1454	1406	1459	1438.8
WATERFOWL:						
DUCKS			Please see waterfowl tables for additional information.			
	Total Statewide	n/a	52287	79817	n/a	66052.0[1]
GEESE			Please see waterfowl tables for additional information.			
	Total Statewide	n/a	5710	8019	n/a	6864.5[1]
WOLF	I	98	136	125	196	138.8
	II	175	216	249	296	234.0
	III	450	475	617	545	521.8
	V	135	114	98	125	118.0
	Total Statewide	858	941	1089	1162	1012.5
WOLVERINE	I	28	24	33	18	25.8
	II	196	189	222	246	213.3
	III	185	205	197	258	211.3
	V	63	46	76	69	63.5
	Total Statewide	472	464	528	591	513.8

Does not include unreported harvest which may equal or exceed the reported harvest for some species.

[1] Two year average harvest.

REPORTED HARVEST TOTALS BY GMU BY YEAR

SPECIES	GMU	REPORTED HARVEST 88-89	REPORTED HARVEST 89-90	REPORTED HARVEST 90-91	REPORTED HARVEST 91-92	4-YEAR AVERAGE HARVEST
BEAVER	1	50	127	24	57	64.5
	2	103	406	172	257	234.5
	3	36	48	25	80	47.3
	4	5	8	4	11	7.0
	5	3	4	3	8	4.5
	6	2	20	66	61	37.3
	7	10	65	69	34	44.5
	8	35	78	57	79	62.3
	9	249	257	211	388	276.3
	11	24	11	17	4	14.0
	12	15	14	19	40	22.0
	13	183	160	135	181	164.8
	14	218	154	155	227	188.5
	15	41	29	66	33	42.3
	16	378	154	176	228	234.0
	17	970	1266	1097	1183	1129.0
	18	3222	2101	1131	2365	2204.8
	19	1061	507	376	384	582.0
	20	1081	595	712	946	833.5
	21	1121	302	442	319	546.0
	22	14	27	5	19	16.3
	23	30	64	37	7	34.5
	24	316	282	388	120	276.5
	25	313	178	190	120	200.3
	Total Statewide	9480	6857	5577	7151	7266.3
BISON	11	11	0	0	0	2.8
	19	21	14	29	36	25.0
	20	45	60	86	93	71.0
	Total Statewide	77	74	115	129	98.8
BLACK BEAR	1	203	183	245	211	210.5
	2	203	218	209	214	211.0
	3	199	189	157	159	176.0
	5	12	27	33	33	26.3
	6	188	201	253	238	220.0
	7	72	50	83	126	82.8
	9	0	2	1	0	.8
	11	9	11	14	14	12.0
	12	26	19	26	18	22.3
	13	76	64	88	69	74.3
	14	97	101	71	90	89.8
	15	115	125	129	159	132.0
	16	138	118	126	150	133.0
	17	2	1	1	2	1.5
	18	0	0	0	0	0.0
	19	20	17	4	11	13.0
	20	203	165	270	193	207.8
	21	2	2	4	5	3.3
	24	1	1	2	1	1.3
	25	11	4	1	5	5.3
	Total Statewide	1577	1498	1717	1698	1622.5

Does not include unreported harvest which may equal or exceed the reported harvest for some species.

REPORTED HARVEST TOTALS BY GMU BY YEAR

SPECIES	GMU	REPORTED HARVEST 88-89	REPORTED HARVEST 89-90	REPORTED HARVEST 90-91	REPORTED HARVEST 91-92	4-YEAR AVERAGE HARVEST
BROWN BEAR	1	16	29	27	25	243.0
	4	106	350	265	124	211.3
	5	30	29	33	41	33.3
	6	60	44	50	48	50.5
	7	1	3	1	1	1.5
	8	335	197	299	156	246.8
	9	32	557	9	542	285.0
	10	8	9	8	4	7.3
	11	8	12	9	3	8.0
	12	11	13	17	9	12.5
	13	73	98	85	75	82.8
	14	15	13	10	12	12.5
	15	11	3	10	10	8.5
	16	61	59	55	68	60.8
	17	46	28	54	45	43.3
	18	1	5	1	4	2.8
	19	30	34	38	31	33.3
	20	48	54	40	45	46.8
	21	4	10	8	6	7.0
	22	47	61	58	42	52.0
	23	41	31	50	34	39.0
	24	22	17	14	8	15.3
	25	29	30	24	16	24.8
	26	58	67	77	59	65.3
Total Statewide		1093	1753	1242	1408	1374.0
CARIBOU						
		Please see caribou herd summaries for additional information.				
Total Statewide		8424	7316	8271	8853	8216.0
COYOTE	5	n/a	n/a	n/a	n/a	n/a
	6	n/a	n/a	n/a	n/a	n/a
	7	n/a	n/a	n/a	n/a	n/a
	9	n/a	n/a	n/a	n/a	n/a
	11	n/a	n/a	n/a	n/a	n/a
	12	n/a	n/a	n/a	n/a	n/a
	13	n/a	n/a	n/a	n/a	n/a
	14	n/a	n/a	n/a	58	n/a
	15	n/a	n/a	n/a	n/a	n/a
	16	n/a	n/a	n/a	6	n/a
	17	n/a	n/a	n/a	n/a	n/a
	18	n/a	n/a	n/a	2	n/a
	19	n/a	15	n/a	13	n/a
	20	n/a	n/a	n/a	n/a	n/a
	21	n/a	n/a	n/a	n/a	n/a
	24	n/a	n/a	n/a	n/a	n/a
	25	n/a	n/a	n/a	n/a	n/a
	26	n/a	n/a	n/a	n/a	n/a
Total Statewide		n/a	15	n/a	79	n/a

Does not include unreported harvest which may equal or exceed the reported harvest for some species.

REPORTED HARVEST TOTALS BY GMU BY YEAR

SPECIES	GMU	REPORTED HARVEST 88-89	REPORTED HARVEST 89-90	REPORTED HARVEST 90-91	REPORTED HARVEST 91-92	4-YEAR AVERAGE HARVEST
DEER	1	1230	1154	1370	814	1142.0
	2	2849	2806	3093	2466	2803.5
	3	240	237	250	625	338.0
	4	11929	9819	12511	5635	9973.5
	5	n/a	n/a	n/a	2	n/a
	6	n/a	1952	2318	1662	1977.3[1]
	8	n/a	10038	8106	8948	9030.7[1]
Total Statewide		16248	26006	27648	20152	24602.0[1]
ELK	8	124	210	200	101	158.8
Total Statewide		124	210	200	101	158.8
FOX	5	n/a	n/a	n/a	n/a	n/a
	7	n/a	n/a	n/a	n/a	n/a
	8	n/a	n/a	n/a	n/a	n/a
	9	n/a	n/a	n/a	n/a	n/a
	10	n/a	n/a	n/a	n/a	n/a
	11	n/a	n/a	n/a	n/a	n/a
	12	n/a	n/a	n/a	n/a	n/a
	13	n/a	n/a	n/a	n/a	n/a
	14	n/a	n/a	n/a	30	n/a
	15	n/a	n/a	n/a	n/a	n/a
	16	n/a	n/a	n/a	6	n/a
	17	n/a	n/a	n/a	n/a	n/a
	18	n/a	453	n/a	1311	n/a
	19	n/a	252	98	167	172.3[1]
	20	n/a	n/a	n/a	n/a	n/a
	21	n/a	n/a	n/a	n/a	n/a
	22	n/a	n/a	n/a	n/a	n/a
	23	n/a	n/a	n/a	n/a	n/a
	24	n/a	n/a	n/a	n/a	n/a
	25	n/a	n/a	n/a	n/a	n/a
	26	n/a	n/a	n/a	n/a	n/a
Total Statewide		n/a	705	98	1514	772.3
LYNX	1	n/a	n/a	n/a	9	n/a
	5	10	6	0	0	4.0
	7	1	1	0	0	.5
	9	12	12	14	26	16.0
	11	1	77	38	107	55.8
	12	70	0	134	174	94.5
	13	0	1	111	123	58.8
	14	0	0	13	15	7.0
	15	4	2	1	0	1.8
	16	0	0	0	1	.3
	17	1	1	2	5	2.3
	18	17	7	4	4	8.0
	19	23	25	18	32	24.5
	20	237	344	287	701	392.3
	21	34	19	17	69	34.8
	22	4	3	2	5	3.5
	23	0	0	0	1	.3
	24	76	113	138	158	121.3
	25	708	703	490	644	636.3
	26	0	0	4	0	1.0
Total Statewide		1198	1314	1273	2074	1464.8

Does not include unreported harvest which may equal or exceed the reported harvest for some species.

[1]Three year average harvest.

REPORTED HARVEST TOTALS BY GMU BY YEAR

SPECIES	GMU	REPORTED HARVEST 88-89	REPORTED HARVEST 89-90	REPORTED HARVEST 90-91	REPORTED HARVEST 91-92	4-YEAR AVERAGE HARVEST
MARTEN	1	n/a	840	767	1269	958.7[1]
	2	n/a	907	501	700	704.0[1]
	3	n/a	278	101	216	189.5[1]
	4	n/a	653	708	2083	680.5[1]
	5	n/a	22	83	47	52.5[1]
	6	n/a	n/a	n/a	n/a	n/a
	7	n/a	22	56	27	26.3[1]
	8	n/a	n/a	n/a	n/a	n/a
	11	n/a	n/a	n/a	n/a	n/a
	12	n/a	n/a	n/a	n/a	n/a
	13	n/a	n/a	n/a	n/a	n/a
	14	n/a	n/a	n/a	30	n/a
	15	n/a	n/a	0	2	n/a
	16	n/a	n/a	n/a	28	n/a
	17	n/a	n/a	n/a	n/a	n/a
	18	n/a	101	n/a	350	n/a
	19	n/a	3908	2875	3018	3267.0[1]
	20	n/a	n/a	n/a	n/a	n/a
	21	n/a	n/a	n/a	n/a	n/a
	22	n/a	n/a	n/a	n/a	n/a
	24	n/a	n/a	n/a	n/a	n/a
	25	n/a	n/a	n/a	n/a	n/a
Total Statewide		n/a	6731	5091	7770	6530.7[1]
MINK	1	n/a	n/a	232	n/a	n/a
	2	n/a	n/a	170	n/a	n/a
	3	n/a	n/a	n/a	n/a	n/a
	4	n/a	n/a	n/a	n/a	n/a
	5	n/a	n/a	n/a	n/a	n/a
	6	n/a	n/a	n/a	n/a	n/a
	7	n/a	n/a	n/a	n/a	n/a
	9	n/a	n/a	n/a	n/a	n/a
	10	n/a	n/a	n/a	n/a	n/a
	11	n/a	n/a	n/a	n/a	n/a
	12	n/a	n/a	n/a	n/a	n/a
	13	n/a	n/a	n/a	n/a	n/a
	14	n/a	n/a	n/a	73	n/a
	15	n/a	n/a	n/a	n/a	n/a
	16	n/a	n/a	n/a	11	n/a
	17	n/a	n/a	n/a	n/a	n/a
	18	n/a	5677	n/a	4256	n/a
	19	n/a	113	191	121	141.7[1]
	20	n/a	n/a	n/a	n/a	n/a
	21	n/a	n/a	n/a	n/a	n/a
	22	n/a	n/a	n/a	n/a	n/a
	23	n/a	n/a	n/a	n/a	n/a
	24	n/a	n/a	n/a	n/a	n/a
	25	n/a	n/a	n/a	n/a	n/a
	26	n/a	n/a	n/a	n/a	n/a
Total Statewide		n/a	5790	593	4461	3614.7

Does not include unreported harvest which may equal or exceed the reported harvest for some species.

[1]Three year average harvest.

REPORTED HARVEST TOTALS BY GMU BY YEAR

SPECIES	GMU	REPORTED HARVEST 88-89	REPORTED HARVEST 89-90	REPORTED HARVEST 90-91	REPORTED HARVEST 91-92	4-YEAR AVERAGE HARVEST
MOOSE	1	139	117	127	80	115.8
	3	0	0	0	9	2.3
	5	59	57	71	69	64.0
	6	108	118	161	200	146.8
	7	58	80	101	102	85.3
	9	247	239	254	222	240.5
	11	48	52	32	42	43.5
	12	81	78	98	110	91.8
	13	1260	1178	521	689	912.0
	14	915	977	435	800	781.8
	15	411	414	390	570	446.3
	16	682	636	137	402	464.3
	17	189	175	225	268	214.3
	18	47	34	57	64	50.5
	19	637	561	498	476	543.0
	20	1071	1093	1145	1295	1151.0
	21	704	583	719	680	671.5
	22	376	290	350	301	329.3
	23	222	213	200	176	202.8
	24	137	128	146	144	138.8
	25	152	133	216	169	167.5
	26	103	69	93	101	91.5
	Unknown	39	32	23	35	32.3
	Total Statewide	7685	7257	5999	7004	6986.3
MT. GOAT	1	127	134	135	81	119.3
	4	38	33	42	29	35.5
	5	5	8	13	8	8.5
	6	85	41	67	50	60.8
	7	78	53	53	73	64.3
	8	24	27	29	32	28.0
	11	15	17	16	25	18.3
	13	2	4	5	8	4.8
	14	30	26	32	40	32.0
	15	53	47	44	61	51.3
	Total Statewide	457	390	436	407	422.5
MUSKOX	18	95	101	95	109	100.0
	26	8	10	4	4	6.5
	Total Statewide	103	111	99	113	106.5
OTTER	1	81	133	141	101	114.0
	2	92	154	40	43	82.3
	3	54	70	46	69	59.8
	4	119	149	65	131	116.0
	5	0	0	1	1	0.5
	6	62	18	59	89	57.0
	7	1	12	22	12	11.8
	8	87	96	80	144	101.8

Does not include unreported harvest which may equal or exceed the reported harvest for some species.

REPORTED HARVEST TOTALS BY GMU BY YEAR

SPECIES	GMU	REPORTED HARVEST 88-89	REPORTED HARVEST 89-90	REPORTED HARVEST 90-91	REPORTED HARVEST 91-92	4 YEAR AVERAGE HARVEST
OTTER	9	139	76	84	151	112.5
	10	3	1	0	0	1.0
	11	2	4	0	1	1.8
	12	2	1	1	6	2.5
	13	23	5	19	23	17.5
	14	8	24	10	26	17.0
	15	17	16	21	21	18.8
	16	47	20	15	22	26.0
	17	144	117	156	103	130.0
	18	556	327	328	425	409.0
	19	54	46	38	39	44.3
	20	64	31	17	40	38.0
	21	46	28	44	26	36.0
	22	0	2	1	2	1.3
	23	6	4	6	3	4.8
	24	9	8	5	1	5.8
	25	4	3	1	6	3.5
	26	0	1	0	0	.3
Total Statewide		1620	1346	1200	1485	1412.8
SHEEP	7	8	2	8	14	8.0
	9	2	4	1	2	2.3
	11	118	105	147	170	135.0
	12	283	280	266	324	288.3
	13	164	149	162	148	155.8
	14	119	152	132	138	135.3
	15	34	7	25	26	23.0
	16	24	9	18	15	16.5
	17	1	0	0	0	.3
	19	131	128	134	122	128.8
	20	216	235	159	171	195.3
	23	46	59	33	12	37.5
	24	36	26	24	51	34.3
	25	65	68	75	61	67.3
	26	182	224	216	203	206.3
	Unknown	7	6	6	2	5.3
Total Statewide		1436	1454	1406	1459	1438.8
WATERFOWL:						
DUCKS						
		Please see waterfowl tables for additional information for waterfowl.				
Total Statewide		n/a	52287	79817	n/a	66052.0[1]
GEESE						
		Please see waterfowl tables for additional information for waterfowl.				
Total Statewide		n/a	5710	8019	n/a	6864.5[1]

Does not include unreported harvest which may equal or exceed the reported harvest for some species.

[1]Two year average harvest.

REPORTED HARVEST TOTALS BY GMU BY YEAR

SPECIES	GMU	REPORTED HARVEST 88-89	REPORTED HARVEST 89-90	REPORTED HARVEST 90-91	REPORTED HARVEST 91-92	4-YEAR AVERAGE HARVEST
WOLF	1	36	69	34	48	46.8
	2	45	32	66	86	57.3
	3	10	22	18	51	25.3
	5	7	13	7	11	9.5
	6	4	6	4	6	5.0
	7	2	3	3	2	2.5
	9	58	38	26	89	52.8
	10	6	1	3	3	3.3
	11	25	24	37	30	29.0
	12	19	18	73	32	35.5
	13	32	84	144	114	93.5
	14	1	2	2	3	2.0
	15	16	18	6	7	11.8
	16	7	10	5	5	6.8
	17	24	30	19	37	27.5
	18	17	4	1	4	6.5
	19	110	134	128	96	117.0
	20	111	123	167	184	146.3
	21	79	116	91	62	87.0
	22	20	43	31	48	35.5
	23	84	54	40	55	58.3
	24	77	34	53	85	62.3
	25	27	38	68	64	49.3
	26	41	25	63	40	42.3
Total Statewide		858	941	1089	1162	1012.5
WOLVERINE	1	28	24	28	16	24.0
	3	0	0	2	2	1.0
	5	0	0	3	0	.8
	6	11	8	10	10	9.8
	7	12	7	11	16	11.5
	9	64	76	70	91	75.3
	11	7	12	13	10	10.5
	12	15	10	14	27	16.5
	13	17	24	35	36	28.0
	14	10	8	16	8	10.5
	15	14	12	10	3	9.8
	16	15	13	8	21	14.3
	17	46	29	49	51	43.8
	18	6	2	9	6	5.8
	19	27	45	56	54	45.5
	20	46	40	30	62	44.5
	21	23	30	23	29	26.3
	22	16	21	32	29	24.5
	23	40	17	28	32	29.3
	24	23	22	17	30	23.0
	25	46	54	51	53	51.0
	26	6	10	13	5	8.5
Total Statewide		472	464	528	591	513.8

Does not include unreported harvest which may equal or exceed the reported harvest for some species.



1991-92 HARVEST INFORMATION BY SPECIES: BEAVER

GMU	TYPE	HUNT	TOTAL HARVEST	SEX MALE	SEX FEMALE	SEX UNKNOWN	DLP	UNREPORTED ILLEGAL	AVERAGE HORN LGTH./ ANTLER WIDTH	COMMENTS
Unit 01										
01A	Trapping		46	0	0	46		0		Total of 10 trappers/46 beavers
01B	Trapping		0	0	0	0		0		
01C	Trapping		11	0	0	11		0		
01	**TOTAL UNIT**		57	0	0	57		0		
Unit 02										
02	Trapping		257	0	0	257		0		Total of 18 trappers/257 beavers
02	**TOTAL UNIT**		257	0	0	257		0		
Unit 03										
03	Trapping		80	0	0	80		0		
03	**TOTAL UNIT**		80	0	0	80		0		
Unit 04										
04	Trapping		11	0	0	11		0		
04	**TOTAL UNIT**		11	0	0	11		0		
Unit 05										
05A	Trapping		8	0	0	8		0		
05B	Trapping		0	0	0	0		0		
05	**TOTAL UNIT**		8	0	0	8		0		
Unit 06										
06A	Trapping		0	0	0	0		0		
06B	Trapping		0	0	0	0		0		
06C	Trapping		60	0	0	60		0		
06D	Trapping		1	0	0	1		0		
06	**TOTAL UNIT**		61	0	0	61		0		
Unit 07										
07	Trapping		34	0	0	34		0		
07	**TOTAL UNIT**		34	0	0	34		0		
Unit 08										
08	Trapping		79	0	0	79		0		
08	**TOTAL UNIT**		79	0	0	79		0		

1991-92 HARVEST INFORMATION BY SPECIES: BEAVER

GMU	TYPE	HUNT	TOTAL HARVEST	SEX MALE	SEX FEMALE	SEX UNKNOWN	DLP	UNREPORTED ILLEGAL	AVERAGE HORN LGTH./ ANTLER WIDTH	COMMENTS
Unit 09										
09A	Trapping		0	0	0	0		0		
09B	Trapping		187	0	0	187		0		
09C	Trapping		91	0	0	91		0		
09D	Trapping		0	0	0	0		0		
09E	Trapping		110	0	0	110		0		
09	**TOTAL UNIT**		388	0	0	388		0		
Unit 11										
11	Trapping		4	0	0	4		0		
11	**TOTAL UNIT**		4	0	0	4		0		
Unit 12										
12	Trapping		40	0	0	40		0		
12	**TOTAL UNIT**		40	0	0	40		0		
Unit 13										
13A	Trapping		10	0	0	10		0		
13B	Trapping		46	0	0	46		0		
13C	Trapping		6	0	0	6		0		
13D	Trapping		29	0	0	29		0		
13E	Trapping		90	0	0	90		0		
13	**TOTAL UNIT**		181	0	0	181		0		
Unit 14										
14A	Trapping		117	0	0	117	4	0		DLP = nuisance Beaver
14B	Trapping		96	0	0	96		0		
14C	Trapping		14	0	0	14		0		
14	**TOTAL UNIT**		227	0	0	227	4	0		
Unit 15										
15A	Trapping		18	0	0	18		0		
15B	Trapping		5	0	0	5		0		
15C	Trapping		10	0	0	10		0		
15	**TOTAL UNIT**		33	0	0	33		0		
Unit 16										
16A	Trapping		34	0	0	34	1	0		DLP = nuisance Beaver
16B	Trapping		194	0	0	194		0		
16	**TOTAL UNIT**		228	0	0	228	1	0		

1991-92 HARVEST INFORMATION BY SPECIES: BEAVER

GMU	TYPE	HUNT	TOTAL HARVEST	SEX MALE	SEX FEMALE	SEX UNKNOWN	DLP	UNREPORTED ILLEGAL	AVERAGE HORN LGTH./ ANTLER WIDTH	COMMENTS
Unit 17										
17A	Trapping		177	0	0	177		0		
17B	Trapping		381	0	0	381		0		
17C	Trapping		625	0	0	625		0		
17	**TOTAL UNIT**		1183	0	0	1183		0		
Unit 18										
18	Trapping		2365	0	0	2365		939		
18	**TOTAL UNIT**		2365	0	0	2365		939		
Unit 19										
19A	Trapping		148	0	0	148		0		
19B	Trapping		32	0	0	32		0		
19C	Trapping		4	0	0	4		0		
19D	Trapping		200	0	0	200		0		
19	**TOTAL UNIT**		384	0	0	384		0		
Unit 20										
20A	Trapping		39	0	0	39		0		
20B	Trapping		616	0	0	616		0		Transportation info not included here for 161 beaver.See HUNTER DATA.
20C	Trapping		230	0	0	230		0		
20D	Trapping		35	0	0	35		0		
20E	Trapping		10	0	0	10		0		
20F	Trapping		16	0	0	16		0		
20	**TOTAL UNIT**		946	0	0	946		0		
Unit 21										
21A	Trapping		32	0	0	32		0		
21B	Trapping		5	0	0	5		0		
21D	Trapping		201	0	0	201		0		
21E	Trapping		81	0	0	81		0		
21	**TOTAL UNIT**		319	0	0	319		0		
Unit 22										
22A	Trapping		13	0	0	13		0		
22B	Trapping		2	0	0	2		0		
22C	Trapping		3	0	0	3		0		
22D	Trapping		1	0	0	1		0		
22	**TOTAL UNIT**		19	0	0	19		0		
Unit 23										
23	Trapping		7	3	2	2		0		
23	**TOTAL UNIT**		7	3	2	2		0		

1991-92 HARVEST INFORMATION BY SPECIES: BEAVER

GMU	TYPE	HUNT	TOTAL HARVEST	SEX MALE	SEX FEMALE	SEX UNKNOWN	DLP	UNREPORTED ILLEGAL	AVERAGE HORN LGTH./ ANTLER WIDTH	COMMENTS
Unit 24										
24	Trapping		120	0	0	120		0		
24	**TOTAL UNIT**		120	0	0	120		0		
Unit 25										
25A	Trapping		6	0	0	6		0		
25B	Trapping		38	0	0	38		0		
25C	Trapping		5	0	0	5		0		
25D	Trapping		71	0	0	71		0		
25	**TOTAL UNIT**		120	0	0	120		0		
	TOTAL STATEWIDE		7151	3	2	7146	5	939		

1991-92 HARVEST INFORMATION BY SPECIES: BISON

GMU	TYPE	HUNT	TOTAL HARVEST	SEX MALE	SEX FEMALE	SEX UNKNOWN	DLP	UNREPORTED ILLEGAL	AVERAGE HORN LGTH./ ANTLER WIDTH	COMMENTS
Unit 19										
19C	Drawing	0451	15	8	7	0		n/a		Data from hunt questionnaires, 9 permittees did not hunt
19C	Drawing	0452	21	11	10	0		n/a		Data from hunt questionnaires, 8 permittees did not hunt
19C	**TOTAL SUBUNIT**		36	19	17	0		n/a		
19	**TOTAL UNIT**		36	19	17	0		n/a		
Unit 20										
20D	Drawing	0403	68	50	18	0		n/a		2 hunters shot 2 bison each. Some data unavailable for days, commercial services, transportation. See HUNTER DATA.
20D	Drawing	0404	25	0	25	0		n/a		Some data unavailable for days, commercial services, transportation. See HUNTER DATA.
20D	**TOTAL SUBUNIT**		93	50	43	0		n/a		
20	**TOTAL UNIT**		93	50	43	0		n/a		
	TOTAL STATEWIDE		129	69	60	0		n/a		

1991-92 HARVEST INFORMATION BY SPECIES: BLACK BEAR

GMU	TYPE	HUNT	TOTAL HARVEST	SEX MALE	SEX FEMALE	SEX UNKNOWN	DLP	UNREPORTED ILLEGAL	AVERAGE HORN LGTH./ ANTLER WIDTH	COMMENTS
Unit 01										
01A	General Season		56	43	10	3	2	1		
01B	General Season		15	14	1	0	0	0		
01C	General Season		111	87	21	3	15	1		DLP=14 males, 1 female. Road Kills=3 males, 2 females
01D	General Season		29	19	9	1	0	0		One illegal female in harvest
01	**TOTAL UNIT**		211	163	41	7	17	2		
Unit 02										
02	General Season		214	135	53	26	3	0		2 DLP & 1 Road Kill
02	**TOTAL UNIT**		214	135	53	26	3	0		
Unit 03										
03	General Season		159	126	33	0	5	0		
03	**TOTAL UNIT**		159	126	33	0	5	0		
Unit 05										
05A	General Season		33	26	7	0	0	n/a		
05B	General Season		0	0	0	0	0	n/a		
05	**TOTAL UNIT**		33	26	7	0	0	n/a		
Unit 06										
06A	General Season		29	24	5	0	0	0		
06B	General Season		7	7	0	0	0	0		
06C	General Season		17	12	5	0	0	0		
06D	General Season		185	132	47	6	0	0		
06	**TOTAL UNIT**		238	175	57	6	0	0		
Unit 07										
07	General Season		126	75	47	4	0	0		
07	**TOTAL UNIT**		126	75	47	4	0	0		
Unit 09										
09A	General Season		n/a	n/a	n/a	n/a	n/a	n/a		No sealing of Black Bears required in GMU 9
09B	General Season		n/a	n/a	n/a	n/a	n/a	n/a		No sealing of Black Bears required in GMU 9
09C	General Season		n/a	n/a	n/a	n/a	n/a	n/a		No sealing of Black Bears required in GMU 9
09D	General Season		n/a	n/a	n/a	n/a	n/a	n/a		No sealing of Black Bears required in GMU 9
09E	General Season		n/a	n/a	n/a	n/a	n/a	n/a		No sealing of Black Bears required in GMU 9
09	**TOTAL UNIT**		n/a	n/a	n/a	n/a	n/a	n/a		

1991-92 HARVEST INFORMATION BY SPECIES: BLACK BEAR

GMU	TYPE	HUNT	TOTAL HARVEST	SEX MALE	SEX FEMALE	SEX UNKNOWN	DLP	UNREPORTED ILLEGAL	AVERAGE HORN LGTH./ ANTLER WIDTH	COMMENTS
Unit 11										
11	General Season		14	10	4	0	0	0		
11	**TOTAL UNIT**		14	10	4	0	0	0		
Unit 12										
12	General Season		18	15	3	0	0	0		
12	**TOTAL UNIT**		18	15	3	0	0	0		
Unit 13										
13A	General Season		4	2	2	0	0	0		
13B	General Season		4	4	0	0	0	0		
13C	General Season		7	6	1	0	0	0		
13D	General Season		32	20	11	1	0	0		
13E	General Season		22	15	6	1	0	0		
13	**TOTAL UNIT**		69	47	20	2	0	0		
Unit 14										
14A	General Season		53	38	15	0	1	5		DLP = 1 female
14B	General Season		14	10	4	0	0	3		
14C	General Season		23	15	7	1	0	0		
14	**TOTAL UNIT**		90	63	26	1	1	8		
Unit 15										
15A	General Season		32	20	11	1	0	0		
15B	General Season		25	13	12	0	0	0		
15C	General Season		102	70	26	6	0	0		
15	**TOTAL UNIT**		159	103	49	7	0	0		
Unit 16										
16A	General Season		41	26	15	0	2	10		DLP = 1 male, 1 female
16B	General Season		109	76	29	4	0	0		
16	**TOTAL UNIT**		150	102	44	4	2	10		
Unit 17										
17B	General Season		2	1	1	0	n/a	n/a		No sealing of Black Bears required in GMU 17
17C	General Season		n/a	n/a	n/a	n/a	n/a	n/a		No sealing of Black Bears required in GMU 17
17	**TOTAL UNIT**		2	1	1	n/a	n/a	n/a		

1991-92 HARVEST INFORMATION BY SPECIES: BLACK BEAR

GMU	TYPE	HUNT	TOTAL HARVEST	SEX MALE	SEX FEMALE	SEX UNKNOWN	DLP	UNREPORTED ILLEGAL	AVERAGE HORN LGTH./ ANTLER WIDTH	COMMENTS
Unit 18										
18	General Season		0	0	0	0	n/a	n/a		No sealing of Black Bears required in GMU 18
18	**TOTAL UNIT**		0	0	0	0	n/a	n/a		
Unit 19										
19A	General Season		n/a	n/a	n/a	n/a	n/a	n/a		No sealing of Black Bears required in GMU 19
19B	General Season		6	5	1	0	n/a	n/a		No sealing of Black Bears required in GMU 19
19C	General Season		3	2	0	1	n/a	n/a		No sealing of Black Bears required in GMU 19
19D	General Season		2	2	0	0	n/a	n/a		No sealing of Black Bears required in GMU 19
19	**TOTAL UNIT**		11	9	1	1	n/a	n/a		
Unit 20										
20A	General Season		33	22	10	1	0	0		
20B	General Season		101	58	36	7	0	0		Success days includes info from only 82 hunters. Successful State Res may include some residents of unit. See HUNTER DATA.
20C	General Season		19	14	4	1	3	0		
20D	General Season		10	10	0	0	0	0		
20E	General Season		7	6	1	0	1	0		
20F	General Season		22	16	6	0	1	0		
20Z	General Season		1	0	0	1	0	0		
20	**TOTAL UNIT**		193	126	57	10	5	0		
Unit 21										
21A	General Season		n/a	n/a	n/a	n/a	n/a	n/a		No sealing of Black Bears required in GMU 21
21B	General Season		4	1	3	0	n/a	n/a		No sealing of Black Bears required in GMU 21
21C	General Season		0	0	0	0	n/a	n/a		No sealing of Black Bears required in GMU 21
21D	General Season		1	1	0	0	n/a	n/a		No sealing of Black Bears required in GMU 21
21E	General Season		n/a	n/a	n/a	n/a	n/a	n/a		No sealing of Black Bears required in GMU 21
21	**TOTAL UNIT**		5	2	3	n/a	n/a	n/a		

1991-92 HARVEST INFORMATION BY SPECIES: BLACK BEAR

GMU	TYPE	HUNT	TOTAL HARVEST	SEX MALE	SEX FEMALE	SEX UNKNOWN	DLP	UNREPORTED ILLEGAL	AVERAGE HORN LGTH./ ANTLER WIDTH	COMMENTS
Unit 22										
22A	General Season		0	0	0	0	n/a	n/a		No sealing of Black Bears required in GMU 22
22B	General Season		0	0	0	0	n/a	n/a		No sealing of Black Bears required in GMU 22
22C	General Season		0	0	0	0	n/a	n/a		No sealing of Black Bears required in GMU 22
22D	General Season		0	0	0	0	n/a	n/a		No sealing of Black Bears required in GMU 22
22E	General Season		0	0	0	0	n/a	n/a		No sealing of Black Bears required in GMU 22
22	**TOTAL UNIT**		0	0	0	0	n/a	n/a		
Unit 23										
23	General Season		n/a	n/a	n/a	n/a	n/a	n/a		No sealing of Black Bears required in GMU 23
23	**TOTAL UNIT**		n/a	n/a	n/a	n/a	n/a	n/a		
Unit 24										
24	General Season		1	1	0	0	n/a	n/a		No sealing of Black Bears required in GMU 24
24	**TOTAL UNIT**		1	1	0	0	n/a	n/a		
Unit 25										
25A	General Season		1	1	0	0	n/a	n/a		No sealing of Black Bears required in GMU 25
25B	General Season		0	0	0	0	n/a	n/a		No sealing of Black Bears required in GMU 25
25C	General Season		3	2	1	0	n/a	n/a		No sealing of Black Bears required in GMU 25
25D	General Season		1	0	1	0	n/a	n/a		No sealing of Black Bears required in GMU 25
25	**TOTAL UNIT**		5	3	2	0	n/a	n/a		
Unit 26										
26A	General Season		0	0	0	0	n/a	n/a		No sealing of Black Bears required in GMU 26
26B	General Season		0	0	0	0	n/a	n/a		No sealing of Black Bears required in GMU 26
26C	General Season		0	0	0	0	n/a	n/a		No sealing of Black Bears required in GMU 26
26	**TOTAL UNIT**		0	0	0	0	n/a	n/a		
	TOTAL STATEWIDE		1698	1182	448	68	33	20		

1991-92 HARVEST INFORMATION BY SPECIES: BROWN BEAR

GMU	TYPE	HUNT	TOTAL HARVEST	SEX MALE	SEX FEMALE	SEX UNKNOWN	DLP	UNREPORTED ILLEGAL	AVERAGE HORN LGTH./ ANTLER WIDTH	COMMENTS
Unit 01										
01A	Registration	0272F	1	0	1	0	0	0		
01A	Registration	0272S	3	3	0	0	0	0		
01A	**TOTAL HUNT**	0272	4	3	1	0	0	0		
01A	**TOTAL SUBUNIT**		4	3	1	0	0	0		
01B	Registration	0272F	2	1	1	0	0	0		No residents in GMU 1B. See HUNTER DATA.
01B	Registration	0272S	4	3	1	0	0	0		No residents in GMU 1B. See HUNTER DATA.
01B	**TOTAL HUNT**	0272	6	4	2	0	0	0		
01B	**TOTAL SUBUNIT**		6	4	2	0	0	0		
01C	Registration	0272F	2	1	1	0	0	n/a		
01C	Registration	0272S	3	3	0	0	0	n/a		
01C	**TOTAL HUNT**	0272	5	4	1	0	0	n/a		
01C	**TOTAL SUBUNIT**		5	4	1	0	0	n/a		
01D	Registration	0272F	6	2	4	0	0	n/a		
01D	Registration	0272S	4	2	2	0	0	0		
01D	**TOTAL HUNT**	0272	10	4	6	0	0	0		
01D	**TOTAL SUBUNIT**		10	4	6	0	0	0		
01	**TOTAL UNIT**		25	15	10	0	0	0		
Unit 04										
04	Registration	0277S	6	3	3	0	0	0		
04	Registration	0278F	8	2	6	0	0	0		
04	Registration	0278S	13	9	4	0	0	0		
04	**TOTAL HUNT**	0278	21	11	10	0	0	0		
04	Registration	0279F	33	13	19	1	0	0		
04	Registration	0279S	64	55	9	0	0	0		
04	**TOTAL HUNT**	0279	97	68	28	1	0	0		
04	**TOTAL UNIT**		124	82	41	1	0	0		
Unit 05										
05A	General Season		36	25	10	1	1	n/a		DLP=1 male
05B	General Season		5	5	0	0	1	n/a		DLP=1 Male
05	**TOTAL UNIT**		41	30	10	1	2	n/a		
Unit 06										
06A	General Season		10	5	5	0	0	0		
06B	General Season		8	3	5	0	0	0		
06C	General Season		6	5	1	0	0	0		
06D	General Season		24	16	8	0	0	0		
06	**TOTAL UNIT**		48	29	19	0	0	0		
Unit 07										
07	General Season		1	0	1	0	0	0		
07	**TOTAL UNIT**		1	0	1	0	0	0		

1991-92 HARVEST INFORMATION BY SPECIES: BROWN BEAR

GMU	TYPE	HUNT	TOTAL HARVEST	SEX MALE	SEX FEMALE	SEX UNKNOWN	DLP	UNREPORTED ILLEGAL	AVERAGE HORN LGTH./ ANTLER WIDTH	COMMENTS
Unit 08										
08	Drawing	0201	0	0	0	0	0	0		
08	Registration	0201	0	0	0	0	0	0		Hunt held, but no hunting effort
08	**TOTAL HUNT**	0201	0	0	0	0	0	0		
08	Drawing	0202	0	0	0	0	0	0		
08	Registration	0202	0	0	0	0	0	0		
08	**TOTAL HUNT**	0202	0	0	0	0	0	0		
08	Drawing	0203	1	1	0	0	0	0		
08	Registration	0203	0	0	0	0	0	0		
08	**TOTAL HUNT**	0203	0	1	0	0	0	0		
08	Drawing	0204	2	2	0	0	0	0		
08	Registration	0204	0	0	0	0	0	0		
08	**TOTAL HUNT**	0204	0	2	0	0	0	0		
08	Drawing	0205	0	0	0	0	0	0		
08	Registration	0205	0	0	0	0	0	0		Hunt held, but no hunting effort
08	**TOTAL HUNT**	0205	0	0	0	0	0	0		
08	Drawing	0206	0	0	0	0	0	0		
08	Registration	0206	2	1	1	0	0	0		
08	**TOTAL HUNT**	0206	2	1	1	0	0	0		
08	Drawing	0207	1	0	1	0	0	0		
08	Registration	0207	0	0	0	0	0	0		
08	**TOTAL HUNT**	0207	0	0	1	0	0	0		
08	Drawing	0208	1	0	1	0	0	0		
08	Registration	0208	2	0	2	0	0	0		
08	**TOTAL HUNT**	0208	3	0	3	0	0	0		
08	Drawing	0209	0	0	0	0	0	0		Hunt held, but no hunting effort
08	Registration	0209	1	1	0	0	0	0		
08	**TOTAL HUNT**	0209	1	1	0	0	0	0		
08	Drawing	0210	2	1	1	0	0	0		
08	Registration	0210	1	1	0	0	0	0		
08	**TOTAL HUNT**	0210	3	2	1	0	0	0		
08	Drawing	0211	2	1	1	0	0	0		
08	Registration	0211	2	2	0	0	0	0		
08	**TOTAL HUNT**	0211	4	3	1	0	0	0		
08	Drawing	0212	0	0	0	0	0	0		
08	Registration	0212	0	0	0	0	0	0		Hunt held, but no hunting effort
08	**TOTAL HUNT**	0212	0	0	0	0	0	0		
08	Drawing	0213	1	0	1	0	1	0		
08	Registration	0213	2	1	1	0	0	0		
08	**TOTAL HUNT**	0213	3	1	2	0	1	0		
08	Drawing	0214	2	1	1	0	0	0		

1991-92 HARVEST INFORMATION BY SPECIES: BROWN BEAR

GMU	TYPE	HUNT	TOTAL HARVEST	SEX MALE	SEX FEMALE	SEX UNKNOWN	DLP	UNREPORTED ILLEGAL	AVERAGE HORN LGTH./ ANTLER WIDTH	COMMENTS
Unit 08										
08	Registration	0214	0	0	0	0	0	0		
08	**TOTAL HUNT**	0214	0	1	1	0	0	0		
08	Drawing	0215	1	1	0	0	0	0		
08	Registration	0215	0	0	0	0	0	0		
08	**TOTAL HUNT**	0215	0	1	0	0	0	0		
08	Drawing	0216	2	0	2	0	1	0		
08	Registration	0216	0	0	0	0	0	0		
08	**TOTAL HUNT**	0216	0	0	2	0	1	0		
08	Drawing	0217	1	0	0	1	1	0		
08	Registration	0217	1	0	1	0	0	0		
08	**TOTAL HUNT**	0217	2	0	1	1	1	0		
08	Drawing	0218	0	0	0	0	0	0		
08	Registration	0218	1	1	0	0	0	0		
08	**TOTAL HUNT**	0218	1	1	0	0	0	0		
08	Drawing	0219	0	0	0	0	1	0		
08	Registration	0219	0	0	0	0	0	0		
08	**TOTAL HUNT**	0219	0	0	0	0	1	0		
08	Drawing	0220	0	0	0	0	0	0		
08	Registration	0220	0	0	0	0	0	0		
08	**TOTAL HUNT**	0220	0	0	0	0	0	0		
08	Drawing	0221	0	0	0	0	0	0		
08	Registration	0221	1	0	1	0	0	0		
08	**TOTAL HUNT**	0221	1	0	1	0	0	0		
08	Drawing	0222	0	0	0	0	0	0		
08	Registration	0222	1	1	0	0	0	0		
08	**TOTAL HUNT**	0222	1	1	0	0	0	0		
08	Drawing	0223	1	1	0	0	0	0		
08	Registration	0223	1	1	0	0	0	0		
08	**TOTAL HUNT**	0223	2	2	0	0	0	0		
08	Drawing	0224	0	0	0	0	0	0		
08	Registration	0224	0	0	0	0	0	0		
08	**TOTAL HUNT**	0224	0	0	0	0	0	0		
08	Drawing	0225	0	0	0	0	0	0		Hunt held, but no hunting effort
08	Registration	0225	0	0	0	0	0	0		
08	**TOTAL HUNT**	0225	0	0	0	0	0	0		
08	Drawing	0226	0	0	0	0	0	0		
08	Registration	0226	0	0	0	0	0	0		
08	**TOTAL HUNT**	0226	0	0	0	0	0	0		
08	Drawing	0227	0	0	0	0	0	0		
08	Registration	0227	1	1	0	0	0	0		
08	**TOTAL HUNT**	0227	1	1	0	0	0	0		
08	Drawing	0228	1	1	0	0	0	0		
08	Registration	0228	0	0	0	0	0	0		Hunt held, but no hunting effort
08	**TOTAL HUNT**	0228	0	1	0	0	0	0		

1991-92 HARVEST INFORMATION BY SPECIES: BROWN BEAR

GMU	TYPE	HUNT	TOTAL HARVEST	SEX MALE	SEX FEMALE	SEX UNKNOWN	DLP	UNREPORTED ILLEGAL	AVERAGE HORN LGTH./ ANTLER WIDTH	COMMENTS
Unit 08										
08	Drawing	0229	3	1	2	0	1	0		
08	Registration	0229	0	0	0	0	1	0		
08	**TOTAL HUNT**	0229	0	1	2	0	2	0		
08	Drawing	0231	1	1	0	0	0	0		
08	Registration	0231	1	1	0	0	0	0		
08	**TOTAL HUNT**	0231	2	2	0	0	0	0		
08	Drawing	0232	2	1	1	0	0	0		
08	Registration	0232	2	2	0	0	0	0		
08	**TOTAL HUNT**	0232	4	3	1	0	0	0		
08	Drawing	0233	1	0	1	0	0	0		
08	Registration	0233	1	1	0	0	0	0		
08	**TOTAL HUNT**	0233	2	1	1	0	0	0		
08	Drawing	0234	2	1	1	0	0	0		
08	Registration	0234	2	2	0	0	0	0		
08	**TOTAL HUNT**	0234	4	3	1	0	0	0		
08	Drawing	0235	0	0	0	0	0	0		
08	Registration	0235	3	3	0	0	0	0		
08	**TOTAL HUNT**	0235	3	3	0	0	0	0		
08	Drawing	0236	0	0	0	0	0	0		
08	Registration	0236	2	2	0	0	0	0		
08	**TOTAL HUNT**	0236	2	2	0	0	0	0		
08	Drawing	0237	4	4	0	0	0	0		
08	Registration	0237	4	3	1	0	0	0		
08	**TOTAL HUNT**	0237	8	7	1	0	0	0		
08	Drawing	0238	1	1	0	0	0	0		
08	Registration	0238	4	3	1	0	0	0		
08	**TOTAL HUNT**	0238	5	4	1	0	0	0		
08	Drawing	0239	2	1	1	0	0	0		
08	Registration	0239	2	2	0	0	0	0		
08	**TOTAL HUNT**	0239	4	3	1	0	0	0		
08	Drawing	0240	1	0	1	0	0	0		
08	Registration	0240	2	1	0	1	0	0		
08	**TOTAL HUNT**	0240	3	1	1	1	0	0		
08	Drawing	0241	3	0	3	0	0	0		
08	Registration	0241	3	3	0	0	0	0		
08	**TOTAL HUNT**	0241	6	3	3	0	0	0		
08	Drawing	0242	2	0	2	0	0	0		
08	Registration	0242	3	2	1	0	0	0		
08	**TOTAL HUNT**	0242	5	2	3	0	0	0		
08	Drawing	0243	3	0	3	0	0	0		
08	Registration	0243	3	2	1	0	0	0		
08	**TOTAL HUNT**	0243	6	2	4	0	0	0		
08	Drawing	0244	0	0	0	0	0	0		

1991-92 HARVEST INFORMATION BY SPECIES: BROWN BEAR

GMU	TYPE	HUNT	TOTAL HARVEST	SEX MALE	SEX FEMALE	SEX UNKNOWN	DLP	UNREPORTED ILLEGAL	AVERAGE HORN LGTH./ ANTLER WIDTH	COMMENTS
Unit 08										
08	Registration	0244	1	1	0	0	0	0		
08	**TOTAL HUNT**	0244	1	1	0	0	0	0		
08	Drawing	0245	1	1	0	0	0	0		
08	Registration	0245	2	2	0	0	0	0		
08	**TOTAL HUNT**	0245	3	3	0	0	0	0		
08	Drawing	0246	3	3	0	0	0	0		
08	Registration	0246	2	1	1	0	0	0		
08	**TOTAL HUNT**	0246	5	4	1	0	0	0		
08	Drawing	0247	2	2	0	0	0	0		
08	Registration	0247	2	2	0	0	0	0		
08	**TOTAL HUNT**	0247	4	4	0	0	0	0		
08	Drawing	0248	1	0	1	0	0	0		
08	Registration	0248	4	3	1	0	0	0		
08	**TOTAL HUNT**	0248	5	3	2	0	0	0		
08	Drawing	0249	0	0	0	0	0	0		
08	Registration	0249	2	2	0	0	0	0		
08	**TOTAL HUNT**	0249	2	2	0	0	0	0		
08	Drawing	0250	0	0	0	0	0	0		
08	Registration	0250	1	0	1	0	0	0		
08	**TOTAL HUNT**	0250	1	0	1	0	0	0		
08	Drawing	0251	1	1	0	0	0	0		
08	Registration	0251	1	1	0	0	0	0		
08	**TOTAL HUNT**	0251	2	2	0	0	0	0		
08	Drawing	0252	0	0	0	0	0	0		
08	Registration	0252	4	3	1	0	0	0		
08	**TOTAL HUNT**	0252	4	3	1	0	0	0		
08	Drawing	0253	0	0	0	0	0	0		
08	Registration	0253	2	2	0	0	0	0		
08	**TOTAL HUNT**	0253	2	2	0	0	0	0		
08	Drawing	0254	3	1	2	0	0	0		
08	Registration	0254	3	3	0	0	0	0		
08	**TOTAL HUNT**	0254	6	4	2	0	0	0		
08	Drawing	0255	2	0	1	1	0	0		
08	Registration	0255	3	2	1	0	0	0		
08	**TOTAL HUNT**	0255	5	2	2	1	0	0		
08	Drawing	0256	0	0	0	0	0	0		
08	Registration	0256	2	2	0	0	0	0		
08	**TOTAL HUNT**	0256	2	2	0	0	0	0		
08	Drawing	0257	1	0	1	0	0	0		
08	Registration	0257	1	0	1	0	0	0		
08	**TOTAL HUNT**	0257	2	0	2	0	0	0		
08	Drawing	0258	0	0	0	0	0	0		
08	Registration	0258	1	0	1	0	0	0		
08	**TOTAL HUNT**	0258	1	0	1	0	0	0		

1991-92 HARVEST INFORMATION BY SPECIES: BROWN BEAR

GMU	TYPE	HUNT	TOTAL HARVEST	SEX MALE	SEX FEMALE	SEX UNKNOWN	DLP	UNREPORTED ILLEGAL	AVERAGE HORN LGTH./ ANTLER WIDTH	COMMENTS
Unit 08										
08	Drawing	0259	1	1	0	0	0	0		
08	Registration	0259	6	0	6	0	0	0		
08	**TOTAL HUNT**	0259	7	1	6	0	0	0		
08	Registration	0260F	5	4	1	0	1	0		Reported harvest includes 1 bear taken without a registration permit
08	Registration	0260S	8	3	5	0	0	0		
08	**TOTAL HUNT**	0260	13	7	6	0	1	0		
08	**TOTAL UNIT**		156	96	57	3	7	0		
Unit 09										
09A	General Season		43	27	14	2	0	0		
09B	General Season		34	21	13	0	0	0		
09C	General Season		19	12	7	0	0	0		
09C	Registration	0261F	4	4	0	0	0	0		
09C	Registration	0261S	1	1	0	0	0	0		
09C	**TOTAL HUNT**	0261	5	5	0	0	0	0		
09C	**TOTAL SUBUNIT**		24	17	7	0	0	0		
09D	General Season		111	68	40	3	0	0		
09D	Registration	0262F	2	2	0	0	0	0		
09D	Registration	0262S	2	1	1	0	0	0		
09D	**TOTAL HUNT**	0262	4	3	1	0	0	0		
09D	**TOTAL SUBUNIT**		115	71	41	3	0	0		
09E	General Season		326	223	101	2	0	0		
09	**TOTAL UNIT**		542	359	176	7	0	0		
Unit 10										
10	Drawing	0275	4	1	3	0	0	0		
10	Drawing	0276	0	0	0	0	0	0		
10	**TOTAL UNIT**		4	1	3	0	0	0		
Unit 11										
11	General Season		3	3	0	0	0	0		
11	**TOTAL UNIT**		3	3	0	0	0	0		
Unit 12										
12	General Season		9	5	4	0	2	0		
12	**TOTAL UNIT**		9	5	4	0	2	0		

1991-92 HARVEST INFORMATION BY SPECIES: BROWN BEAR

GMU	TYPE	HUNT	TOTAL HARVEST	SEX MALE	SEX FEMALE	SEX UNKNOWN	DLP	UNREPORTED ILLEGAL	AVERAGE HORN LGTH./ ANTLER WIDTH	COMMENTS
Unit 13										
13A	General Season		15	10	5	0	0	0		
13B	General Season		7	5	2	0	0	0		
13C	General Season		5	4	1	0	0	0		
13D	General Season		6	5	1	0	0	0		
13E	General Season		42	32	10	0	0	0		
13	**TOTAL UNIT**		75	56	19	0	0	0		
Unit 14										
14A	General Season		8	6	2	0	0	0		
14B	General Season		4	1	3	0	2	1		DLP = train killed (1 female, 1 male)
14C	General Season		0	0	0	0	0	0		
14	**TOTAL UNIT**		12	7	5	0	2	1		
Unit 15										
15A	General Season		2	0	2	0	0	0		
15B	General Season		3	2	1	0	0	0		
15C	General Season		5	4	1	0	0	0		
15	**TOTAL UNIT**		10	6	4	0	0	0		
Unit 16										
16A	General Season		12	11	1	0	0	2		
16B	General Season		56	34	19	3	0	0		
16	**TOTAL UNIT**		68	45	20	3	0	2		
Unit 17										
17A	General Season		3	2	1	0	0	0		
17B	General Season		32	18	12	2	0	0		
17C	General Season		10	6	4	0	0	0		
17	**TOTAL UNIT**		45	26	17	2	0	0		
Unit 18										
18	General Season		4	2	2	0	0	0		
18	**TOTAL UNIT**		4	2	2	0	0	0		
Unit 19										
19A	General Season		3	1	2	0	0	0		
19B	General Season		17	8	8	1	0	0		
19C	General Season		9	6	3	0	0	0		
19D	General Season		2	1	1	0	0	0		
19	**TOTAL UNIT**		31	16	14	1	0	0		

1991-92 HARVEST INFORMATION BY SPECIES: BROWN BEAR

GMU	TYPE	HUNT	TOTAL HARVEST	SEX MALE	SEX FEMALE	SEX UNKNOWN	UNREPORTED DLP	UNREPORTED ILLEGAL	AVERAGE HORN LGTH./ ANTLER WIDTH	COMMENTS
Unit 20										
20A	General Season		14	7	6	1	0	0		
20B	General Season		8	3	5	0	1	0		Success days includes info from only 6 hunters. Successful State Res may include some residents of unit. See HUNTER DATA.
20C	General Season		6	4	2	0	0	0		
20D	General Season		5	2	3	0	1	0		Includes 3 illegal reported kills by 1 hunter
20E	General Season		11	5	6	0	0	0		
20F	General Season		1	1	0	0	0	0		
20	**TOTAL UNIT**		45	22	22	1	2	0		
Unit 21										
21A	General Season		0	0	0	0	n/a	n/a		
21B	General Season		0	0	0	0	0	0		
21C	General Season		0	0	0	0	0	0		
21D	General Season		1	1	0	0	0	0		
21E	General Season		5	3	2	0	0	0		
21	**TOTAL UNIT**		6	4	2	0	0	0		
Unit 22										
22A	General Season		13	10	3	0	0	0		
22B	General Season		12	9	3	0	1	0		
22B	Drawing	0271	5	5	0	0	0	0		
22B	**TOTAL SUBUNIT**		17	14	3	0	1	0		
22C	General Season		4	1	2	1	0	0		
22C	Drawing	0281	1	1	0	0	0	0		
22C	**TOTAL SUBUNIT**		5	2	2	1	0	0		
22D	General Season		4	1	3	0	1	0		
22D	Drawing	0271	0	0	0	0	0	0		
22D	**TOTAL SUBUNIT**		4	1	3	0	1	0		
22E	General Season		3	3	0	0	n/a	n/a		
22Z	Drawing	0271	0	0	0	0	0	0		
22Z	Drawing	0281	0	0	0	0	0	0		
22Z	**TOTAL SUBUNIT**		0	0	0	0	0	0		
22	**TOTAL UNIT**		42	30	11	1	2	0		
Unit 23										
23	General Season		22	16	5	1	1	0		
23	Drawing	0282	7	3	4	0	0	0		One "successful" hunter did not hunt. Two other hunters listed as "unsuccessful" did not respond to reminder letters and it is unknown if they participated in this hunt. See HUNTER DATA.
23	Drawing	0291	5	4	1	0	0	0		
23	**TOTAL UNIT**		34	23	10	1	1	0		

1991-92 HARVEST INFORMATION BY SPECIES: BROWN BEAR

GMU	TYPE	HUNT	TOTAL HARVEST	SEX MALE	SEX FEMALE	SEX UNKNOWN	DLP	UNREPORTED ILLEGAL	AVERAGE HORN LGTH./ ANTLER WIDTH	COMMENTS
Unit 24										
24	General Season		8	6	2	0	0	0		
24	**TOTAL UNIT**		8	6	2	0	0	0		
Unit 25										
25A	General Season		7	4	1	2	0	0		
25A	Drawing	0283	0	0	0	0	0	0		Hunt held, no effort
25A	Drawing	0284	2	1	1	0	0	0		
25A	Drawing	0285	4	3	1	0	0	0		
25A	Drawing	0292	0	0	0	0	0	0		Hunt held, no effort
25A	Drawing	0293	2	2	0	0	0	0		
25A	Drawing	0294	0	0	0	0	0	0		Hunt held, no effort
25A	**TOTAL SUBUNIT**		15	10	3	2	0	0		
25B	General Season		0	0	0	0	0	0		
25C	General Season		0	0	0	0	0	0		
25D	General Season		1	0	1	0	0	n/a		
25	**TOTAL UNIT**		16	10	4	2	0	n/a		
Unit 26										
26A	General Season		16	13	3	0	0	n/a		
26A	Drawing	0286	8	7	0	1	0	0		
26A	Drawing	0287	8	6	1	1	0	0		
26A	Drawing	0295	1	1	0	0	0	0		
26A	Drawing	0296	1	1	0	0	0	0		
26A	**TOTAL SUBUNIT**		34	28	4	2	0	0		
26B	General Season		10	5	5	0	0	0		
26B	Drawing	0288	4	4	0	0	0	0		
26B	Drawing	0297	3	3	0	0	0	0		
26B	**TOTAL SUBUNIT**		17	12	5	0	0	0		
26C	General Season		5	2	3	0	0	0		
26C	Drawing	0280	0	0	0	0	0	0		Hunt held, no effort
26C	Drawing	0289	0	0	0	0	0	0		
26C	Drawing	0290	3	3	0	0	0	0		
26C	**TOTAL SUBUNIT**		8	5	3	0	0	0		
26	**TOTAL UNIT**		59	45	12	2	0	0		
	TOTAL STATEWIDE		1408	918	465	25	18	3		

1991-92 HARVEST INFORMATION BY SPECIES: CARIBOU

GMU	TYPE	HUNT	TOTAL HARVEST	SEX MALE	SEX FEMALE	SEX UNKNOWN	DLP	UNREPORTED ILLEGAL	AVERAGE HORN LGTH./ ANTLER WIDTH	COMMENTS
Unit 07										
07	Drawing	0501	16	9	7	0		0	n/a	
07	**TOTAL UNIT**		16	9	7	0		0		
Unit 09										
09A	General Season		n/a	n/a	n/a	n/a		n/a	n/a	See Mulchatna Herd Summary
09B	General Season		n/a	n/a	n/a	n/a		n/a	n/a	See Mulchatna Herd Summary
09C	General Season		n/a	n/a	n/a	n/a		n/a	n/a	See N. Alaska Peninsula and Mulchatna Herd Summaries
09D	General Season		n/a	n/a	n/a	n/a		n/a	n/a	See S. Alaska Peninsula Herd Summary
09E	General Season		n/a	n/a	n/a	n/a		n/a	n/a	See N. Alaska Peninsula Herd Summary
09E	Federal	0509	0	0	0	0		0	n/a	
09E	**TOTAL SUBUNIT**		0	0	0	0		0		
09	**TOTAL UNIT**		0	0	0	0		0		
Unit 10										
10	General Season		0	0	0	0		0	n/a	
10	Registration	0550	198	93	105	0		0	n/a	
10	**TOTAL UNIT**		198	93	105	0		0		
Unit 11										
11	Federal	0511	22	22	0	0		0	n/a	
11	**TOTAL UNIT**		22	22	0	0		0		
Unit 12										
12	General Season		n/a	n/a	n/a	n/a		n/a	n/a	See Chisana, Fortymile, Macomb, and Mentasta Herd Summaries
12	Federal	0511	1	1	0	0		0	n/a	
12	Federal	0512	27	22	3	2		0	n/a	
12	Federal	0513	1	1	0	0		72	n/a	
12	Registration	0560	270	257	3	10		0	n/a	
12	**TOTAL UNIT**		299	281	6	12		72		
Unit 13										
13A	Federal	0513	16	13	3	0		1	n/a	GMU data is preliminary only. See Nelchina Herd Summary for final harvest numbers.
13A	Tier II	0566T	733	468	259	6		0	n/a	GMU data is preliminary only. See Nelchina Herd Summary for final harvest numbers.
13A	**TOTAL SUBUNIT**		749	481	262	6		1		

1991-92 HARVEST INFORMATION BY SPECIES: CARIBOU

GMU	TYPE	HUNT	TOTAL HARVEST	SEX MALE	SEX FEMALE	SEX UNKNOWN	DLP	UNREPORTED ILLEGAL	AVERAGE HORN LGTH./ ANTLER WIDTH	COMMENTS
Unit 13										
13B	Federal	0513	576	435	130	11		43	n/a	GMU data is preliminary only. See Nelchina Herd Summary for final harvest numbers.
13B	Tier II	0566T	496	433	61	2		0	n/a	GMU data is preliminary only. See Nelchina Herd Summary for final harvest numbers.
13B	**TOTAL SUBUNIT**		1072	868	191	13		43		
13C	Federal	0513	9	1	8	0		1	n/a	GMU data is preliminary only. See Nelchina Herd Summary for final harvest numbers.
13C	Tier II	0566T	20	17	3	0		0	n/a	GMU data is preliminary only. See Nelchina Herd Summary for final harvest numbers.
13C	**TOTAL SUBUNIT**		29	18	11	0		1		
13D	Federal	0513	0	0	0	0		0	n/a	GMU data is preliminary only. See Nelchina Herd Summary for final harvest numbers.
13D	Tier II	0566T	47	20	27	0		0	n/a	GMU data is preliminary only. See Nelchina Herd Summary for final harvest numbers.
13D	**TOTAL SUBUNIT**		47	20	27	0		0		
13E	Federal	0513	44	38	5	1		3	n/a	GMU data is preliminary only. See Nelchina Herd Summary for final harvest numbers.
13E	Tier II	0566T	511	409	102	0		0	n/a	GMU data is preliminary only. See Nelchina Herd Summary for final harvest numbers.
13E	**TOTAL SUBUNIT**		555	447	107	1		3		
13Z	Federal	0513	35	20	12	3		3	n/a	GMU data is preliminary only. See Nelchina Herd Summary for final harvest numbers.
13Z	Tier II	0566T	153	117	35	1		0	n/a	GMU data is preliminary only. See Nelchina Herd Summary for final harvest numbers.
13Z	**TOTAL SUBUNIT**		188	137	47	4		3		
13	**TOTAL UNIT**		2640	1971	645	24		51		
Unit 14										
14A	Tier II	0566T	2	2	0	0		n/a	n/a	Subunit closed to Caribou hunting
14B	Tier II	0566T	11	10	1	0		1	n/a	
14Z	Tier II	0566T	0	0	0	0		0	n/a	See HUNTER DATA
14	**TOTAL UNIT**		13	12	1	0		1		
Unit 15										
15A	Drawing	0506	2	2	0	0		0	n/a	
15	**TOTAL UNIT**		2	2	0	0		0		

1991-92 HARVEST INFORMATION BY SPECIES: CARIBOU

GMU	TYPE	HUNT	TOTAL HARVEST	SEX MALE	SEX FEMALE	SEX UNKNOWN	DLP	UNREPORTED ILLEGAL	AVERAGE HORN LGTH./ ANTLER WIDTH	COMMENTS
Unit 16										
16A	General Season		n/a	n/a	n/a	n/a		2	n/a	See Nelchina Herd Summary
16B	General Season		n/a	n/a	n/a	n/a		n/a	n/a	See Rainy Pass Herd Summary
16	**TOTAL UNIT**		n/a	n/a	n/a	n/a		2		
Unit 17										
17B	General Season		n/a	n/a	n/a	n/a		n/a	n/a	See Mulchatna Herd Summary
17C	General Season		n/a	n/a	n/a	n/a		n/a	n/a	See Mulchatna Herd Summaries
17	**TOTAL UNIT**		n/a	n/a	n/a	n/a		n/a		
Unit 18										
18	General Season		n/a	n/a	n/a	n/a		n/a	n/a	See Kilbuck Mtns. Herd Summary
18	Federal	0518	22	19	2	1		6	n/a	
18	**TOTAL UNIT**		22	19	2	1		6		
Unit 19										
19A	General Season		n/a	n/a	n/a	n/a		n/a	n/a	See Beaver Mtns. and Mulachatna Herd Summaries
19B	General Season		n/a	n/a	n/a	n/a		n/a	n/a	See Mulchatna and Rainy Pass Herd Summaries
19C	General Season		n/a	n/a	n/a	n/a		n/a	n/a	See Big River, Rainy Pass, and Tonzona Herd Summaries
19D	General Season		n/a	n/a	n/a	n/a		n/a	n/a	See Beaver Mtns. and Sunshine Mtns. Herd Summaries
19	**TOTAL UNIT**		n/a	n/a	n/a	n/a		n/a		
Unit 20										
20A	General Season		204	204	0	0		n/a	n/a	Unknown transportation for 5 successful and 12 unsuccessful. State Res includes all state residents, not just those outside unit. See HUNTER DATA.
20A	Drawing	0570	98	77	21	0		0	n/a	
20A	**TOTAL SUBUNIT**		302	281	21	0		0		
20B	General Season		11	11	0	0		n/a	n/a	White Mtn Herd data only. Unknown transportation for 3 unsuccessfuls. State Res included all state residents, not just those outside unit. See HUNTER DATA.
20B	Drawing	0577	0	0	0	0		0	n/a	Hunt held, no hunting effort.
20B	Drawing	0578	0	0	0	0		0	n/a	Hunt held, no hunting effort.
20B	**TOTAL SUBUNIT**		11	11	0	0		0		
20D	General Season		n/a	n/a	n/a	n/a		n/a	n/a	See Fortymile Herd Summary (GMU 20E)
20D	Registration	0535	50	48	0	2		0	n/a	
20D	**TOTAL SUBUNIT**		50	48	0	2		0		

1991-92 HARVEST INFORMATION BY SPECIES: CARIBOU

GMU	TYPE	HUNT	TOTAL HARVEST	SEX MALE	SEX FEMALE	SEX UNKNOWN	DLP	UNREPORTED ILLEGAL	AVERAGE HORN LGTH./ ANTLER WIDTH	COMMENTS
Unit 20										
20E	General Season		n/a	n/a	n/a	n/a		n/a	n/a	
20E	Federal	0520	4	3	1	0		0	n/a	
20E	Registration	0560	0	0	0	0		0	n/a	
20E	Registration	0575	341	336	1	4		0	n/a	
20E	**TOTAL SUBUNIT**		345	339	2	4		0		
20F	General Season		1	1	0	0		n/a	n/a	White Mtn Herd data only. State Res includes all state residents, not just those outside unit. See HUNTER DATA.
20F	Drawing	0577	0	0	0	0		0	n/a	Hunt held, no hunting effort.
20F	Drawing	0578	0	0	0	0		0	n/a	
20F	**TOTAL SUBUNIT**		1	1	0	0		0		
20	**TOTAL UNIT**		709	680	23	6		0		
Unit 21										
21A	General Season		n/a	n/a	n/a	n/a		n/a	n/a	See Beaver Mtns. and Sunshine Mtns. Herd Summaries
21B	General Season		n/a	n/a	n/a	n/a		n/a	n/a	See Galena and Wolf Mtns. Herd Summaries
21C	General Season		n/a	n/a	n/a	n/a		n/a	n/a	See Galena Mtns., Ray Mtns., and W. Arctic Herd Summaries
21D	General Season		n/a	n/a	n/a	n/a		n/a	n/a	See Galena Mtns., W. Arctic Herd Summaries
21E	General Season		n/a	n/a	n/a	n/a		n/a	n/a	See Western Arctic Herd Summary
21	**TOTAL UNIT**		n/a	n/a	n/a	n/a		n/a		
Unit 22										
22A	General Season		n/a	n/a	n/a	n/a		n/a	n/a	See 22Z harvest and W. Arctic Herd Summary
22B	General Season		n/a	n/a	n/a	n/a		n/a	n/a	See 22Z harvest and W. Arctic Herd Summary
22Z	General Season		292	0	0	292		n/a	n/a	
22	**TOTAL UNIT**		292	0	0	292		n/a		
Unit 23										
23	General Season		n/a	n/a	n/a	n/a		n/a	n/a	See Western Arctic Herd Summary
23	**TOTAL UNIT**		n/a	n/a	n/a	n/a		n/a		
Unit 24										
24	General Season		n/a	n/a	n/a	n/a		n/a	n/a	
24	**TOTAL UNIT**		n/a	n/a	n/a	n/a		n/a		

1991-92 HARVEST INFORMATION BY SPECIES: CARIBOU

GMU	TYPE	HUNT	TOTAL HARVEST	SEX MALE	SEX FEMALE	SEX UNKNOWN	DLP	UNREPORTED ILLEGAL	AVERAGE HORN LGTH./ ANTLER WIDTH	COMMENTS
Unit 25										
25A	General Season		70	70	0	0		n/a	n/a	See Porcupine Herd Summary
25B	General Season		5	5	0	0		n/a	n/a	See Porcupine Herd Summary
25C	General Season		7	7	0	0		n/a	n/a	White Mtn. Herd only. Transportation unknown for 6 unsuccessfuls. See HUNTER DATA.
25C	Drawing	0577	0	0	0	0		0	n/a	Hunt held, no hunting effort.
25C	Drawing	0578	0	0	0	0		0	n/a	Hunt held, no hunting effort.
25C	**TOTAL SUBUNIT**		7	7	0	0		0		
25D	General Season		0	0	0	0		0	n/a	See White Mtns. and Porcupine Herd Summaries
25	**TOTAL UNIT**		82	82	0	0		0		
Unit 26										
26A	General Season		106	105	1	0		n/a	n/a	
26B	General Season		408	383	24	1		n/a	n/a	Also see Western Arctic and Porcupine Herd Summaries
26C	General Season		29	26	3	0		n/a	n/a	See Porcupine Herd Summary
26	**TOTAL UNIT**		543	514	28	1		n/a		
Unit 27										
27Z	Registration	0560	2	0	0	2		0	n/a	
27Z	Tier II	0566T	1	1	0	0		0	n/a	
27	**TOTAL UNIT**		3	1	0	2		0		
	TOTAL STATEWIDE		4841	3686	817	338		132		

CARIBOU HERDS BY UNIT/SUBUNIT

HERD	UNIT
Adak	10
Alaska Peninsula (N)	9C,E
Alaska Peninsula (S)	9D
Andreafsky[3]	18, 21E, 22A
Beaver Mountains[6]	19A,D, 21A
Big River	19C
Central Arctic	26A,B,C
Chisana	12
Delta[5]	20A
Denali	13E, 20C
Fortymile	12, 20B,D,E, 25C
Fox River[2]	15C
Galena Mountain[1]	21B,C,D
Kenai Lowlands	15A
Kenai Mountains	7
Kilbuck Mountains	18, 19B
Killey River[2]	15B
Kokrines[1]	20F,21B,C,D,24
Kuskokwim Mountains[6]	19A,D, 21A
Macomb	12, 20D
Mentasta	11, 12
Mulchatna	9B,C, 17B,C, 19A,B
Nelchina	13A,B,C,D,E, 14B
Nushagak Peninsula	17A,C
Porcupine	25, 26B,C
Rainy Pass	16B, 19B,C
Ray Mountains[1]	20F, 21C, 24
Sunshine Mountains	19D, 21A
Teshekpuk[4]	26A
Tonzona	19C, 20C
Tustumena Bench[2]	15B,C
Western Arctic[4]	21C,D,E, 22A,B, 23, 24, 26A,B
White Mountains	20D,F, 25C,D
Wolf Mountain[1]	21B,C,D, 24
Yanert[5]	20A

[1]Galena Mountain,Ray Mountains, and Wolf Mountains herds comprise the Kokrines Herd.
[2]Tustumena Bench Herd has split into Killey River and Fox River Herds.
[3]Andreafsky Herd may not exist anymore
[4]Teshekpuk Herd included in W. Arctic Herd
[5]Yankert Herd included in Delta Herd
[6]Kuskokwim Mountains Herd same as Beaver Mountains Herd

1991-92 CARIBOU HARVEST INFORMATION BY HERD

HERD	GENERAL SEASON TOTAL REPORTED HARVEST	GENERAL SEASON SEX MALE	GENERAL SEASON SEX FEMALE	GENERAL SEASON SEX UNKN	GENERAL SEASON UNREPTD HARVEST	DRAWING PERMITS TOTAL REPORTED HARVEST	DRAWING PERMITS SEX MALE	DRAWING PERMITS SEX FEMALE	DRAWING PERMITS SEX UNKN	REGISTRATION PERMITS TOTAL REPORTED HARVEST	REGISTRATION PERMITS SEX MALE	REGISTRATION PERMITS SEX FEMALE	REGISTRATION PERMITS SEX UNKN	EST. HARVEST LOW	EST. HARVEST HIGH
ADAK										198	93	105	0	198	198
ANDREAFSKY	0													0	0
BEAVER MOUNTAINS	13	11	2	0										13	13
BIG RIVER	63	57	6	0										63	63
CENTRAL ARCTIC	408	383	24	1										408	408
CHISANA	0														
DELTA	204	204	0			98	77	21	0					402	452
DENALI															
FORTYMILE	100	95	4	1						345	339	2	4	445	506
FOX RIVER															
GALENA MOUNTAIN	n/a														
KENAI LOWLANDS						2	2	0						2	2
KENAI MOUNTAINS						16	9	7	0					16	16
KILBUCK MOUNTAINS					6					22	19	2	1	22	28
KILLEY RIVER															
KOKRINES	3			3										3	13
KUSKOKWIM MOUNTAINS	n/a														
MACOMB										50	48	0	2	50	50
MENTASTA										26	25		1	26	26
MULCHATNA	1936	1669	249	18										2086	3436
N. ALASKA PENINSULA	806	688	115	3						0	0	0	0	1606	2006
NELCHINA					123	1973	1476	488	9	983	791	165	27	2956	3079
NUSHAGAK PENINSULA					2									0	2

HERD COMMENTS

ADAK	MULTIPLE BAG LIMIT
ANDREAFSKY	HERD MAY BE NONEXISTENT
BEAVER	INCLUDES KUSKOKWIM MTS HARVEST
CENTRAL ARCTIC	MULTIPLE BAG LIMIT
DELTA	REGISTRATION HUNTS CLOSED BY EMERGENCY ORDER.INCLUDES YANERT HERD
DENALI	NO OPEN SEASON—NO KNOWN HARVEST
FORTYMILE	GENERAL SEASON AND REGISTRATION HUNTS CLOSED EARLY.
FOX RIVER	NO OPEN SEASON.
GALENA MOUNTAIN	INCLUDED IN KOKRINES HERD
KILBUCK MOUNTAINS	MULTIPLE BAG LIMIT. STATE TIER II HUNT CANCELLED.
KILLEY RIVER	NO OPEN SEASON.
KOKRINES	INCLUDES RAY MTS., WOLF MTS., AND GALENA MTS. HERDS.
KUSKOKWIM MOUNTAINS	HARVEST INCLUDED IN BEAVER MTNS. HERD
MACOMB	REGISTRATION HUNT CLOSED EARLY.
MULCHATNA	MULTIPLE BAG LIMIT. HIGH UNREPORTED HARVEST
NELCHINA	DRAWING PERMIT FIGURES REPRESENT STATE TIER II PERMIT HUNT.
N. ALASKA PENINSULA	MULTIPLE BAG LIMIT
NUSHAGAK PENINSULA	NO OPEN SEASON. 2 ILLEGAL KILLS.

1991-92 CARIBOU HARVEST INFORMATION BY HERD

	GENERAL SEASON					DRAWING PERMITS				REGISTRATION PERMITS					
	TOTAL REPORTED	——SEX——			UNREPTD	TOTAL REPORTED	——SEX——			TOTAL REPORTED	——SEX——			EST. HARVEST	
HERD	HARVEST	MALE	FEMALE	UNKN	HARVEST	HARVEST	MALE	FEMALE	UNKN	HARVEST	MALE	FEMALE	UNKN	LOW	HIGH
PORCUPINE	104	101	3	0										104	104
RAINY PASS	67	52	14	1										67	67
RAY MOUNTAINS	n/a														
S. ALASKA PENINSULA	35	35	0	0										35	35
SUNSHINE MOUNTAINS	0													0	0
TESHEKPUK	n/a														
TONZONA	36	31	5	0										36	36
TUSTUMENA															
WESTERN ARCTIC	1346	n/a	n/a	1346										1346	1707
WHITE MOUNTAINS	19	19	0	0		0	0	0	0					19	19
WOLF MOUNTAIN	n/a														
YANERT	n/a														

HERD COMMENTS

PORCUPINE	MULTIPLE BAG LIMIT
RAY MOUNTAINS	INCLUDED IN KOKRINES HERD.
SUNSHINE MOUNTAINS	NO HUNT EFFORT.
TESHEKPUK	INCLUDED IN WESTERN ARCTIC HERD
TUSTUMENA	NO OPEN SEASON. SPLIT INTO FOX RIVER AND KILLEY RIVER HERDS.
WESTERN ARCTIC	MULTIPLE BAG LIMIT. HIGH UNREPORTED HARVEST.
WOLF MOUNTAIN	INCLUDED IN KOKRINES HERD.
YANERT	INCLUDED IN DELTA HERD

1991-92 HARVEST INFORMATION BY SPECIES: COYOTE

GMU	TYPE	HUNT	TOTAL HARVEST	SEX MALE	SEX FEMALE	SEX UNKNOWN	DLP	UNREPORTED ILLEGAL	AVERAGE HORN LGTH./ ANTLER WIDTH	COMMENTS
Unit 01										
01A	Hunting/Trapping		n/a	n/a	n/a	n/a		n/a		Not available
01B	Hunting/Trapping		n/a	n/a	n/a	n/a		n/a		
01C	Hunting/Trapping		n/a	n/a	n/a	n/a		n/a		
01D	Hunting/Trapping		n/a	n/a	n/a	n/a		n/a		
01	**TOTAL UNIT**		n/a	n/a	n/a	n/a		n/a		
Unit 02										
02	Hunting/Trapping		n/a	n/a	n/a	n/a		n/a		Not available
02	**TOTAL UNIT**		n/a	n/a	n/a	n/a		n/a		
Unit 03										
03	Hunting/Trapping		n/a	n/a	n/a	n/a		n/a		
03	**TOTAL UNIT**		n/a	n/a	n/a	n/a		n/a		
Unit 04										
04	Hunting/Trapping		n/a	n/a	n/a	n/a		n/a		
04	**TOTAL UNIT**		n/a	n/a	n/a	n/a		n/a		
Unit 05										
05A	Hunting/Trapping		n/a	n/a	n/a	n/a		n/a		
05B	Hunting/Trapping		n/a	n/a	n/a	n/a		n/a		
05	**TOTAL UNIT**		n/a	n/a	n/a	n/a		n/a		
Unit 06										
06A	Hunting/Trapping		n/a	n/a	n/a	n/a		n/a		
06B	Hunting/Trapping		n/a	n/a	n/a	n/a		n/a		
06C	Hunting/Trapping		n/a	n/a	n/a	n/a		n/a		
06D	Hunting/Trapping		n/a	n/a	n/a	n/a		n/a		
06	**TOTAL UNIT**		n/a	n/a	n/a	n/a		n/a		
Unit 07										
07	Hunting/Trapping		n/a	n/a	n/a	n/a		n/a		
07	**TOTAL UNIT**		n/a	n/a	n/a	n/a		n/a		
Unit 09										
09A	Hunting/Trapping		n/a	n/a	n/a	n/a		n/a		
09B	Hunting/Trapping		n/a	n/a	n/a	n/a		n/a		
09C	Hunting/Trapping		n/a	n/a	n/a	n/a		n/a		
09D	Hunting/Trapping		n/a	n/a	n/a	n/a		n/a		
09E	Hunting/Trapping		n/a	n/a	n/a	n/a		n/a		
09	**TOTAL UNIT**		n/a	n/a	n/a	n/a		n/a		

1991-92 HARVEST INFORMATION BY SPECIES: COYOTE

GMU	TYPE	HUNT	TOTAL HARVEST	SEX MALE	SEX FEMALE	SEX UNKNOWN	DLP	UNREPORTED ILLEGAL	AVERAGE HORN LGTH./ ANTLER WIDTH	COMMENTS
Unit 10										
10	Hunting/Trapping		n/a	n/a	n/a	n/a		n/a		
10	**TOTAL UNIT**		n/a	n/a	n/a	n/a		n/a		
Unit 11										
11	Hunting/Trapping		n/a	n/a	n/a	n/a		n/a		
11	**TOTAL UNIT**		n/a	n/a	n/a	n/a		n/a		
Unit 12										
12	Hunting/Trapping		n/a	n/a	n/a	n/a		n/a		
12	**TOTAL UNIT**		n/a	n/a	n/a	n/a		n/a		
Unit 13										
13A	Hunting/Trapping		n/a	n/a	n/a	n/a		n/a		
13B	Hunting/Trapping		n/a	n/a	n/a	n/a		n/a		
13C	Hunting/Trapping		n/a	n/a	n/a	n/a		n/a		
13D	Hunting/Trapping		n/a	n/a	n/a	n/a		n/a		
13E	Hunting/Trapping		n/a	n/a	n/a	n/a		n/a		
13	**TOTAL UNIT**		n/a	n/a	n/a	n/a		n/a		
Unit 14										
14A	Hunting/Trapping		53	0	0	53		n/a		Minimum harvest obtained from trapper questionnaires
14B	Hunting/Trapping		5	0	0	5		n/a		Minimum harvest obtained from trapper questionnaires
14C	Hunting/Trapping		n/a	n/a	n/a	n/a		n/a		
14	**TOTAL UNIT**		58	n/a	n/a	58		n/a		
Unit 15										
15A	Hunting/Trapping		n/a	n/a	n/a	n/a		n/a		
15B	Hunting/Trapping		n/a	n/a	n/a	n/a		n/a		
15C	Hunting/Trapping		n/a	n/a	n/a	n/a		n/a		
15	**TOTAL UNIT**		n/a	n/a	n/a	n/a		n/a		
Unit 16										
16A	Hunting/Trapping		6	0	0	6		n/a		Minimum harvest obtained from trapper questionnaires
16B	Hunting/Trapping		n/a	n/a	n/a	n/a		n/a		
16	**TOTAL UNIT**		6	n/a	n/a	6		n/a		
Unit 17										
17A	Hunting/Trapping		n/a	n/a	n/a	n/a		n/a		
17B	Hunting/Trapping		n/a	n/a	n/a	n/a		n/a		
17C	Hunting/Trapping		n/a	n/a	n/a	n/a		n/a		
17	**TOTAL UNIT**		n/a	n/a	n/a	n/a		n/a		

1991-92 HARVEST INFORMATION BY SPECIES: COYOTE

GMU	TYPE	HUNT	TOTAL HARVEST	SEX MALE	SEX FEMALE	SEX UNKNOWN	DLP	UNREPORTED ILLEGAL	AVERAGE HORN LGTH./ ANTLER WIDTH	COMMENTS
Unit 18										
18	Hunting/Trapping		2	0	0	2		n/a		
18	**TOTAL UNIT**		2	0	0	2		n/a		
Unit 19										
19A	Hunting/Trapping		n/a	n/a	n/a	n/a		n/a		See 19Z harvest data
19B	Hunting/Trapping		n/a	n/a	n/a	n/a		n/a		See 19Z harvest data
19C	Hunting/Trapping		n/a	n/a	n/a	n/a		n/a		See 19Z harvest data
19D	Hunting/Trapping		n/a	n/a	n/a	n/a		n/a		See 19Z harvest data
19Z	Hunting/Trapping		13	0	0	13		n/a		Data compiled from trapper questionnaires.
19	**TOTAL UNIT**		13	0	0	13		n/a		
Unit 20										
20A	Hunting/Trapping		n/a	n/a	n/a	n/a		n/a		
20B	Hunting/Trapping		n/a	n/a	n/a	n/a		n/a		
20C	Hunting/Trapping		n/a	n/a	n/a	n/a		n/a		
20D	Hunting/Trapping		n/a	n/a	n/a	n/a		n/a		
20E	Hunting/Trapping		n/a	n/a	n/a	n/a		n/a		
20F	Hunting/Trapping		n/a	n/a	n/a	n/a		n/a		
20	**TOTAL UNIT**		n/a	n/a	n/a	n/a		n/a		
Unit 21										
21A	Hunting/Trapping		n/a	n/a	n/a	n/a		n/a		
21B	Hunting/Trapping		n/a	n/a	n/a	n/a		n/a		
21C	Hunting/Trapping		n/a	n/a	n/a	n/a		n/a		
21D	Hunting/Trapping		n/a	n/a	n/a	n/a		n/a		
21E	Hunting/Trapping		n/a	n/a	n/a	n/a		n/a		
21	**TOTAL UNIT**		n/a	n/a	n/a	n/a		n/a		
Unit 22										
22A	Hunting/Trapping		n/a	n/a	n/a	n/a		n/a		
22B	Hunting/Trapping		n/a	n/a	n/a	n/a		n/a		
22C	Hunting/Trapping		n/a	n/a	n/a	n/a		n/a		
22D	Hunting/Trapping		n/a	n/a	n/a	n/a		n/a		
22E	Hunting/Trapping		n/a	n/a	n/a	n/a		n/a		
22	**TOTAL UNIT**		n/a	n/a	n/a	n/a		n/a		
Unit 23										
23	Hunting/Trapping		n/a	n/a	n/a	n/a		n/a		
23	**TOTAL UNIT**		n/a	n/a	n/a	n/a		n/a		
Unit 24										
24	Hunting/Trapping		n/a	n/a	n/a	n/a		n/a		
24	**TOTAL UNIT**		n/a	n/a	n/a	n/a		n/a		

1991-92 HARVEST INFORMATION BY SPECIES: COYOTE

GMU	TYPE	HUNT	TOTAL HARVEST	SEX MALE	SEX FEMALE	SEX UNKNOWN	DLP	UNREPORTED ILLEGAL	AVERAGE HORN LGTH./ ANTLER WIDTH	COMMENTS
Unit 25										
25A	Hunting/Trapping		n/a	n/a	n/a	n/a		n/a		
25B	Hunting/Trapping		n/a	n/a	n/a	n/a		n/a		
25C	Hunting/Trapping		n/a	n/a	n/a	n/a		n/a		
25	**TOTAL UNIT**		n/a	n/a	n/a	n/a		n/a		
Unit 26										
26A	Hunting/Trapping		n/a	n/a	n/a	n/a		n/a		
26B	Hunting/Trapping		n/a	n/a	n/a	n/a		n/a		
26C	Hunting/Trapping		n/a	n/a	n/a	n/a		n/a		
26	**TOTAL UNIT**		n/a	n/a	n/a	n/a		n/a		
	TOTAL STATEWIDE		79	n/a	n/a	79		n/a		

1991-92 HARVEST INFORMATION BY SPECIES: DEER

GMU	TYPE	HUNT	TOTAL HARVEST	SEX MALE	SEX FEMALE	SEX UNKNOWN	DLP	UNREPORTED ILLEGAL	AVERAGE HORN LGTH./ ANTLER WIDTH	COMMENTS
Unit 01										
01A	General Season		347	331	16	0		0	n/a	Commercial services and transportation info not available. See HUNTER DATA.
01B	General Season		50	50	0	0		n/a	n/a	
01C	General Season		417	245	172	0		n/a	n/a	
01	**TOTAL UNIT**		814	626	188	0		n/a		
Unit 02										
02	General Season		2466	2343	123	0		0	n/a	Commercial services and transportation info not available. See HUNTER DATA.
02	**TOTAL UNIT**		2466	2343	123	0		0		
Unit 03										
03	General Season		411	381	30	0		n/a	n/a	All female harvest reported=illegal.No open season.
03	Registration	0605	214	213	0	1		0	n/a	
03	**TOTAL UNIT**		625	594	30	1		0		
Unit 04										
04	General Season		5635	3500	2135	0		0	n/a	
04	**TOTAL UNIT**		5635	3500	2135	0		0		
Unit 05										
05A	General Season		2	2	0	0		n/a	n/a	
05	**TOTAL UNIT**		2	2	0	0		n/a		
Unit 06										
06A	General Season		0	0	0	0		0	n/a	No reported harvest or effort
06B	General Season		0	0	0	0		0	n/a	No reported harvest or effort
06C	General Season		0	0	0	0			n/a	No reported harvest or effort
06D	General Season		1662	1213	449	0			n/a	Data estimated from hunter surveys
06	**TOTAL UNIT**		1662	1213	449	0				
Unit 08										
08	General Season		8948	6569	2379	0			n/a	Data estimated from hunter surveys
08	**TOTAL UNIT**		8948	6569	2379	0				
	TOTAL STATEWIDE		20152	14847	5304	1				

1991-92 HARVEST INFORMATION BY SPECIES: ELK

GMU	TYPE	HUNT	TOTAL HARVEST	SEX MALE	SEX FEMALE	SEX UNKNOWN	DLP	UNREPORTED ILLEGAL	AVERAGE HORN LGTH./ ANTLER WIDTH	COMMENTS
Unit 08										
08	Drawing	0702	4	2	2	0		0		
08	Drawing	0703	3	2	1	0		0		
08	Drawing	0704	1	0	1	0		0		
08	Drawing	0705	5	1	4	0		0		
08	Drawing	0706	2	0	2	0		0		
08	Drawing	0707	2	0	2	0		0		
08	Drawing	0708	6	1	5	0		0		
08	Drawing	0709	3	2	1	0		0		
08	Drawing	0710	2	0	2	0		0		
08	Registration	0750	35	13	22	0		0		
08	Registration	0751	2	0	2	0		0		
08	Registration	0752	36	15	21	0		0		
08	**TOTAL UNIT**		101	36	65	0		0		
	TOTAL STATEWIDE		101	36	65	0		0		

1991-92 HARVEST INFORMATION BY SPECIES: FOX

GMU	TYPE	HUNT	TOTAL HARVEST	SEX MALE	SEX FEMALE	SEX UNKNOWN	DLP	UNREPORTED ILLEGAL	AVERAGE HORN LGTH./ ANTLER WIDTH	COMMENTS
Unit 01										
01A	Hunting/Trapping		n/a	n/a	n/a	n/a		n/a		Not available
01B	Hunting/Trapping		n/a	n/a	n/a	n/a		n/a		
01C	Hunting/Trapping		n/a	n/a	n/a	n/a		n/a		
01D	Hunting/Trapping		n/a	n/a	n/a	n/a		n/a		
01	**TOTAL UNIT**		n/a	n/a	n/a	n/a		n/a		
Unit 02										
02	Hunting/Trapping		n/a	n/a	n/a	n/a		n/a		Not available
02	**TOTAL UNIT**		n/a	n/a	n/a	n/a		n/a		
Unit 03										
03	Hunting/Trapping		n/a	n/a	n/a	n/a		n/a		
03	**TOTAL UNIT**		n/a	n/a	n/a	n/a		n/a		
Unit 04										
04	Hunting/Trapping		n/a	n/a	n/a	n/a		n/a		
04	**TOTAL UNIT**		n/a	n/a	n/a	n/a		n/a		
Unit 05										
05A	Hunting/Trapping		n/a	n/a	n/a	n/a		n/a		
05B	Hunting/Trapping		n/a	n/a	n/a	n/a		n/a		
05	**TOTAL UNIT**		n/a	n/a	n/a	n/a		n/a		
Unit 06										
06A	Hunting/Trapping		n/a	n/a	n/a	n/a		n/a		
06B	Hunting/Trapping		n/a	n/a	n/a	n/a		n/a		
06C	Hunting/Trapping		n/a	n/a	n/a	n/a		n/a		
06D	Hunting/Trapping		n/a	n/a	n/a	n/a		n/a		
06	**TOTAL UNIT**		n/a	n/a	n/a	n/a		n/a		
Unit 07										
07	Hunting/Trapping		n/a	n/a	n/a	n/a		n/a		
07	**TOTAL UNIT**		n/a	n/a	n/a	n/a		n/a		
Unit 08										
08	Hunting/Trapping		n/a	n/a	n/a	n/a		n/a		
08	**TOTAL UNIT**		n/a	n/a	n/a	n/a		n/a		

1991-92 HARVEST INFORMATION BY SPECIES: FOX

GMU	TYPE	HUNT	TOTAL HARVEST	SEX MALE	SEX FEMALE	SEX UNKNOWN	DLP	UNREPORTED ILLEGAL	AVERAGE HORN LGTH./ ANTLER WIDTH	COMMENTS
Unit 09										
09A	Hunting/Trapping		n/a	n/a	n/a	n/a		n/a		
09B	Hunting/Trapping		n/a	n/a	n/a	n/a		n/a		
09C	Hunting/Trapping		n/a	n/a	n/a	n/a		n/a		
09D	Hunting/Trapping		n/a	n/a	n/a	n/a		n/a		
09E	Hunting/Trapping		n/a	n/a	n/a	n/a		n/a		
09	**TOTAL UNIT**		n/a	n/a	n/a	n/a		n/a		
Unit 10										
10	Hunting/Trapping		n/a	n/a	n/a	n/a		n/a		
10	**TOTAL UNIT**		n/a	n/a	n/a	n/a		n/a		
Unit 11										
11	Hunting/Trapping		n/a	n/a	n/a	n/a		n/a		
11	**TOTAL UNIT**		n/a	n/a	n/a	n/a		n/a		
Unit 12										
12	Hunting/Trapping		n/a	n/a	n/a	n/a		n/a		
12	**TOTAL UNIT**		n/a	n/a	n/a	n/a		n/a		
Unit 13										
13A	Hunting/Trapping		n/a	n/a	n/a	n/a		n/a		
13B	Hunting/Trapping		n/a	n/a	n/a	n/a		n/a		
13C	Hunting/Trapping		n/a	n/a	n/a	n/a		n/a		
13D	Hunting/Trapping		n/a	n/a	n/a	n/a		n/a		
13E	Hunting/Trapping		n/a	n/a	n/a	n/a		n/a		
13	**TOTAL UNIT**		n/a	n/a	n/a	n/a		n/a		
Unit 14										
14A	Hunting/Trapping		24	0	0	24		n/a		Minimum harvest obtained from trapper questionnaires
14B	Hunting/Trapping		6	0	0	6		n/a		Minimum harvest obtained from trapper questionnaires
14C	Hunting/Trapping		n/a	n/a	n/a	n/a		n/a		
14	**TOTAL UNIT**		30	n/a	n/a	30		n/a		
Unit 15										
15A	Hunting/Trapping		n/a	n/a	n/a	n/a		n/a		
15B	Hunting/Trapping		n/a	n/a	n/a	n/a		n/a		
15C	Hunting/Trapping		n/a	n/a	n/a	n/a		n/a		
15	**TOTAL UNIT**		n/a	n/a	n/a	n/a		n/a		

1991-92 HARVEST INFORMATION BY SPECIES: FOX

GMU	TYPE	HUNT	TOTAL HARVEST	SEX MALE	SEX FEMALE	SEX UNKNOWN	DLP	UNREPORTED ILLEGAL	AVERAGE HORN LGTH./ ANTLER WIDTH	COMMENTS
Unit 16										
16A	Hunting/Trapping		6	0	0	6		n/a		Minimum harvest obtained from trapper questionnaires
16B	Hunting/Trapping		n/a	n/a	n/a	n/a		n/a		
16	**TOTAL UNIT**		6	n/a	n/a	6		n/a		
Unit 17										
17A	Hunting/Trapping		n/a	n/a	n/a	n/a		n/a		
17B	Hunting/Trapping		n/a	n/a	n/a	n/a		n/a		
17C	Hunting/Trapping		n/a	n/a	n/a	n/a		n/a		
17	**TOTAL UNIT**		n/a	n/a	n/a	n/a		n/a		
Unit 18										
18	Hunting/Trapping		1311	0	0	1311		n/a		
18	**TOTAL UNIT**		1311	0	0	1311		n/a		
Unit 19										
19A	Hunting/Trapping		n/a	n/a	n/a	n/a		n/a		See 19Z harvest data
19B	Hunting/Trapping		n/a	n/a	n/a	n/a		n/a		See 19Z harvest data
19C	Hunting/Trapping		n/a	n/a	n/a	n/a		n/a		See 19Z harvest data
19D	Hunting/Trapping		n/a	n/a	n/a	n/a		n/a		See 19Z harvest data
19Z	Hunting/Trapping		167	0	0	167		n/a		Data compiled from trapper questionnaires.Harvest = Red Fox
19	**TOTAL UNIT**		167	0	0	167		n/a		
Unit 20										
20A	Hunting/Trapping		n/a	n/a	n/a	n/a		n/a		
20B	Hunting/Trapping		n/a	n/a	n/a	n/a		n/a		
20C	Hunting/Trapping		n/a	n/a	n/a	n/a		n/a		
20D	Hunting/Trapping		n/a	n/a	n/a	n/a		n/a		
20E	Hunting/Trapping		n/a	n/a	n/a	n/a		n/a		
20F	Hunting/Trapping		n/a	n/a	n/a	n/a		n/a		
20	**TOTAL UNIT**		n/a	n/a	n/a	n/a		n/a		
Unit 21										
21A	Hunting/Trapping		n/a	n/a	n/a	n/a		n/a		
21B	Hunting/Trapping		n/a	n/a	n/a	n/a		n/a		
21C	Hunting/Trapping		n/a	n/a	n/a	n/a		n/a		
21D	Hunting/Trapping		n/a	n/a	n/a	n/a		n/a		
21E	Hunting/Trapping		n/a	n/a	n/a	n/a		n/a		
21	**TOTAL UNIT**		n/a	n/a	n/a	n/a		n/a		

1991-92 HARVEST INFORMATION BY SPECIES: FOX

GMU	TYPE	HUNT	TOTAL HARVEST	SEX MALE	SEX FEMALE	SEX UNKNOWN	DLP	UNREPORTED ILLEGAL	AVERAGE HORN LGTH./ ANTLER WIDTH	COMMENTS
Unit 22										
22A	Hunting/Trapping		n/a	n/a	n/a	n/a		n/a		
22B	Hunting/Trapping		n/a	n/a	n/a	n/a		n/a		
22C	Hunting/Trapping		n/a	n/a	n/a	n/a		n/a		
22D	Hunting/Trapping		n/a	n/a	n/a	n/a		n/a		
22E	Hunting/Trapping		n/a	n/a	n/a	n/a		n/a		
22	**TOTAL UNIT**		n/a	n/a	n/a	n/a		n/a		
Unit 23										
23	Hunting/Trapping		n/a	n/a	n/a	n/a		n/a		
23	**TOTAL UNIT**		n/a	n/a	n/a	n/a		n/a		
Unit 24										
24	Hunting/Trapping		n/a	n/a	n/a	n/a		n/a		
24	**TOTAL UNIT**		n/a	n/a	n/a	n/a		n/a		
Unit 25										
25A	Hunting/Trapping		n/a	n/a	n/a	n/a		n/a		
25B	Hunting/Trapping		n/a	n/a	n/a	n/a		n/a		
25C	Hunting/Trapping		n/a	n/a	n/a	n/a		n/a		
25D	Hunting/Trapping		n/a	n/a	n/a	n/a		n/a		
25	**TOTAL UNIT**		n/a	n/a	n/a	n/a		n/a		
Unit 26										
26A	Hunting/Trapping		n/a	n/a	n/a	n/a		n/a		
26B	Hunting/Trapping		n/a	n/a	n/a	n/a		n/a		
26C	Hunting/Trapping		n/a	n/a	n/a	n/a		n/a		
26	**TOTAL UNIT**		n/a	n/a	n/a	n/a		n/a		
	TOTAL STATEWIDE		1514	n/a	n/a	1514		n/a		

1991-92 HARVEST INFORMATION BY SPECIES: LYNX

GMU	TYPE	HUNT	TOTAL HARVEST	SEX MALE	SEX FEMALE	SEX UNKNOWN	DLP	UNREPORTED ILLEGAL	AVERAGE HORN LGTH./ ANTLER WIDTH	COMMENTS
Unit 01										
01A	Hunting/Trapping		n/a	n/a	n/a	n/a		n/a		Not available
01B	Hunting/Trapping		0	0	0	0		0		
01C	Hunting/Trapping		0	0	0	0		n/a		
01D	Hunting/Trapping		9	5	4	0		n/a		
01	**TOTAL UNIT**		9	5	4	0		n/a		
Unit 02										
02	Hunting/Trapping		n/a	n/a	n/a	n/a		n/a		Not available
02	**TOTAL UNIT**		n/a	n/a	n/a	n/a		n/a		
Unit 03										
03	Hunting/Trapping		0	0	0	0		0		
03	**TOTAL UNIT**		0	0	0	0		0		
Unit 04										
04	Hunting/Trapping		0	0	0	0		0		
04	**TOTAL UNIT**		0	0	0	0		0		
Unit 05										
05A	Hunting/Trapping		0	0	0	0		n/a		
05B	Hunting/Trapping		0	0	0	0		0		
05	**TOTAL UNIT**		0	0	0	0		0		
Unit 06										
06A	Hunting/Trapping		0	0	0	0		0		
06B	Hunting/Trapping		0	0	0	0		0		
06C	Hunting/Trapping		0	0	0	0		0		
06D	Hunting/Trapping		0	0	0	0		0		
06	**TOTAL UNIT**		0	0	0	0		0		
Unit 09										
09A	Hunting/Trapping		0	0	0	0		0		
09B	Hunting/Trapping		4	0	0	4		0		
09C	Hunting/Trapping		14	0	0	14		0		
09D	Hunting/Trapping		0	0	0	0		0		
09E	Hunting/Trapping		8	0	0	8		0		
09	**TOTAL UNIT**		26	0	0	26		0		
Unit 11										
11	Hunting/Trapping		107	0	0	107		0		
11	**TOTAL UNIT**		107	0	0	107		0		

1991-92 HARVEST INFORMATION BY SPECIES: LYNX

GMU	TYPE	HUNT	TOTAL HARVEST	SEX MALE	SEX FEMALE	SEX UNKNOWN	DLP	UNREPORTED ILLEGAL	AVERAGE HORN LGTH./ ANTLER WIDTH	COMMENTS
Unit 12										
12	Hunting/Trapping		174	0	0	174		0		
12	**TOTAL UNIT**		174	0	0	174		0		
Unit 13										
13A	Hunting/Trapping		22	0	0	22		0		
13B	Hunting/Trapping		3	0	0	3		0		
13C	Hunting/Trapping		19	0	0	19		0		
13D	Hunting/Trapping		79	0	0	79		0		
13E	Hunting/Trapping		0	0	0	0		n/a		
13	**TOTAL UNIT**		123	0	0	123		n/a		
Unit 14										
14A	Hunting/Trapping		11	0	0	11		n/a		
14B	Hunting/Trapping		0	0	0	0		n/a		
14C	Hunting/Trapping		4	0	0	4		0		
14	**TOTAL UNIT**		15	0	0	15		0		
Unit 16										
16A	Hunting/Trapping		0	0	0	0		n/a		
16B	Hunting/Trapping		1	0	0	1		0		
16	**TOTAL UNIT**		1	0	0	1		0		
Unit 17										
17A	Hunting/Trapping		0	0	0	0		n/a		
17B	Hunting/Trapping		5	0	0	5		n/a		
17C	Hunting/Trapping		0	0	0	0		n/a		
17	**TOTAL UNIT**		5	0	0	5		n/a		
Unit 18										
18	Hunting/Trapping		4	0	0	4		0		
18	**TOTAL UNIT**		4	0	0	4		0		
Unit 19										
19A	Hunting/Trapping		21	0	0	21		0		
19B	Hunting/Trapping		0	0	0	0		0		
19C	Hunting/Trapping		5	0	0	5		0		
19D	Hunting/Trapping		6	0	0	6		0		
19	**TOTAL UNIT**		32	0	0	32		0		

1991-92 HARVEST INFORMATION BY SPECIES: LYNX

GMU	TYPE	HUNT	TOTAL HARVEST	SEX MALE	SEX FEMALE	SEX UNKNOWN	DLP	UNREPORTED ILLEGAL	AVERAGE HORN LGTH./ ANTLER WIDTH	COMMENTS
Unit 20										
20A	Hunting/Trapping		185	0	0	185		0		
20B	Hunting/Trapping		131	0	0	131		0		
20C	Hunting/Trapping		176	0	0	176		0		
20D	Hunting/Trapping		49	0	0	49		0		
20E	Hunting/Trapping		113	0	0	113		0		
20F	Hunting/Trapping		47	0	0	47		0		
20	**TOTAL UNIT**		701	0	0	701		0		
Unit 21										
21A	Hunting/Trapping		8	0	0	8		0		
21B	Hunting/Trapping		26	0	0	26		0		
21C	Hunting/Trapping		1	0	0	1		0		
21D	Hunting/Trapping		27	0	0	27		0		
21E	Hunting/Trapping		7	0	0	7		0		
21	**TOTAL UNIT**		69	0	0	69		0		
Unit 22										
22A	Hunting/Trapping		4	0	0	4		0		
22B	Hunting/Trapping		0	0	0	0		0		
22C	Hunting/Trapping		0	0	0	0		0		
22D	Hunting/Trapping		0	0	0	0		0		
22E	Hunting/Trapping		1	0	0	1		0		
22	**TOTAL UNIT**		5	0	0	5		0		
Unit 23										
23	Hunting/Trapping		1	0	0	1		0		
23	**TOTAL UNIT**		1	0	0	1		0		
Unit 24										
24	Hunting/Trapping		158	0	0	158		0		
24	**TOTAL UNIT**		158	0	0	158		0		
Unit 25										
25A	Hunting/Trapping		34	0	0	34		0		
25B	Hunting/Trapping		267	0	0	267		0		
25C	Hunting/Trapping		9	0	0	9		0		
25D	Hunting/Trapping		334	0	0	334		0		
25	**TOTAL UNIT**		644	0	0	644		0		
Unit 26										
26A	Hunting/Trapping		0	0	0	0		0		
26B	Hunting/Trapping		0	0	0	0		n/a		
26C	Hunting/Trapping		0	0	0	0		n/a		
26	**TOTAL UNIT**		0	0	0	0		n/a		
	TOTAL STATEWIDE		2074	5	4	2065		n/a		

1991-92 HARVEST INFORMATION BY SPECIES: MARTEN

GMU	TYPE	HUNT	TOTAL HARVEST	SEX MALE	SEX FEMALE	SEX UNKNOWN	DLP	UNREPORTED ILLEGAL	AVERAGE HORN LGTH./ ANTLER WIDTH	COMMENTS
Unit 01										
01A	Trapping		654	406	248	0		0		Total of 24 trappers/654 marten
01B	Trapping		363	266	97	0		0		
01C	Trapping		192	104	88	0		n/a		
01D	Trapping		60	41	19	0		n/a		
01	**TOTAL UNIT**		1269	817	452	0		n/a		
Unit 02										
02	Trapping		700	373	254	73		0		Total of 34 trappers/700 marten
02	**TOTAL UNIT**		700	373	254	73		0		
Unit 03										
03	Trapping		216	129	87			0		
03	**TOTAL UNIT**		216	129	87			0		
Unit 04										
04	Trapping		2083	1120	865	98		0		
04	**TOTAL UNIT**		2083	1120	865	98		0		
Unit 05										
05A	Trapping		34	24	10	0		n/a		
05B	Trapping		13	6	7	0		n/a		
05	**TOTAL UNIT**		47	30	17	0		n/a		
Unit 06										
06A	Trapping		n/a	n/a	n/a	n/a		n/a		
06B	Trapping		n/a	n/a	n/a	n/a		n/a		
06C	Trapping		n/a	n/a	n/a	n/a		n/a		
06D	Trapping		n/a	n/a	n/a	n/a		n/a		
06	**TOTAL UNIT**		n/a	n/a	n/a	n/a		n/a		
Unit 07										
07	Trapping		27	16	6	5		0		
07	**TOTAL UNIT**		27	16	6	5		0		
Unit 08										
08	Trapping		n/a	n/a	n/a	n/a		n/a		
08	**TOTAL UNIT**		n/a	n/a	n/a	n/a		n/a		

1991-92 HARVEST INFORMATION BY SPECIES: MARTEN

GMU	TYPE	HUNT	TOTAL HARVEST	SEX MALE	SEX FEMALE	SEX UNKNOWN	DLP	UNREPORTED ILLEGAL	AVERAGE HORN LGTH./ ANTLER WIDTH	COMMENTS
Unit 09										
09A	Trapping		n/a	n/a	n/a	n/a		n/a		
09B	Trapping		n/a	n/a	n/a	n/a		n/a		
09C	Trapping		n/a	n/a	n/a	n/a		n/a		
09D	Trapping		n/a	n/a	n/a	n/a		n/a		
09E	Trapping		n/a	n/a	n/a	n/a		n/a		
09	**TOTAL UNIT**		n/a	n/a	n/a	n/a		n/a		
Unit 11										
11	Trapping		n/a	n/a	n/a	n/a		n/a		
11	**TOTAL UNIT**		n/a	n/a	n/a	n/a		n/a		
Unit 12										
12	Trapping		n/a	n/a	n/a	n/a		n/a		
12	**TOTAL UNIT**		n/a	n/a	n/a	n/a		n/a		
Unit 13										
13A	Trapping		n/a	n/a	n/a	n/a		n/a		
13B	Trapping		n/a	n/a	n/a	n/a		n/a		
13C	Trapping		n/a	n/a	n/a	n/a		n/a		
13D	Trapping		n/a	n/a	n/a	n/a		n/a		
13E	Trapping		n/a	n/a	n/a	n/a		n/a		
13	**TOTAL UNIT**		n/a	n/a	n/a	n/a		n/a		
Unit 14										
14A	Trapping		5	0	0	5		n/a		Minimum harvest obtained from trapper questionnaires
14B	Trapping		25	0	0	25		n/a		Minimum harvest obtained from trapper questionnaires
14C	Trapping		n/a	n/a	n/a	n/a		n/a		
14	**TOTAL UNIT**		30	n/a	n/a	30		n/a		
Unit 15										
15A	Trapping		0	0	0	0		n/a		
15B	Trapping		2	0	2	0		0		
15C	Trapping		0	0	0	0		n/a		
15	**TOTAL UNIT**		2	0	2	0		n/a		
Unit 16										
16A	Trapping		28	0	0	28		n/a		Minimum harvest obtained from trapper questionnaires
16B	Trapping		n/a	n/a	n/a	n/a		n/a		
16	**TOTAL UNIT**		28	n/a	n/a	28		n/a		

1991-92 HARVEST INFORMATION BY SPECIES: MARTEN

GMU	TYPE	HUNT	TOTAL HARVEST	SEX MALE	SEX FEMALE	SEX UNKNOWN	DLP	UNREPORTED ILLEGAL	AVERAGE HORN LGTH./ ANTLER WIDTH	COMMENTS
Unit 17										
17A	Trapping		n/a	n/a	n/a	n/a		n/a		
17B	Trapping		n/a	n/a	n/a	n/a		n/a		
17C	Trapping		n/a	n/a	n/a	n/a		n/a		
17	**TOTAL UNIT**		n/a	n/a	n/a	n/a		n/a		
Unit 18										
18	Trapping		350	0	0	350		0		
18	**TOTAL UNIT**		350	0	0	350		0		
Unit 19										
19A	Trapping		n/a	n/a	n/a	n/a		n/a		See 19Z harvest data
19B	Trapping		n/a	n/a	n/a	n/a		n/a		See 19Z harvest data
19C	Trapping		n/a	n/a	n/a	n/a		n/a		See 19Z harvest data
19D	Trapping		n/a	n/a	n/a	n/a		n/a		See 19Z harvest data
19Z	Trapping		3018	0	0	3018		0		Data compiled from trapper questionnaires.
19	**TOTAL UNIT**		3018	0	0	3018		0		
Unit 20										
20A	Trapping		n/a	n/a	n/a	n/a		n/a		
20B	Trapping		n/a	n/a	n/a	n/a		n/a		
20C	Trapping		n/a	n/a	n/a	n/a		n/a		
20D	Trapping		n/a	n/a	n/a	n/a		n/a		
20E	Trapping		n/a	n/a	n/a	n/a		n/a		
20F	Trapping		n/a	n/a	n/a	n/a		n/a		
20	**TOTAL UNIT**		n/a	n/a	n/a	n/a		n/a		
Unit 21										
21A	Trapping		n/a	n/a	n/a	n/a		n/a		
21B	Trapping		n/a	n/a	n/a	n/a		n/a		
21C	Trapping		n/a	n/a	n/a	n/a		n/a		
21D	Trapping		n/a	n/a	n/a	n/a		n/a		
21E	Trapping		n/a	n/a	n/a	n/a		n/a		
21	**TOTAL UNIT**		n/a	n/a	n/a	n/a		n/a		
Unit 22										
22A	Trapping		n/a	n/a	n/a	n/a		n/a		
22B	Trapping		n/a	n/a	n/a	n/a		n/a		
22C	Trapping		n/a	n/a	n/a	n/a		n/a		
22D	Trapping		n/a	n/a	n/a	n/a		n/a		
22E	Trapping		n/a	n/a	n/a	n/a		n/a		
22	**TOTAL UNIT**		n/a	n/a	n/a	n/a		n/a		

1991-92 HARVEST INFORMATION BY SPECIES: MARTEN

GMU	TYPE	HUNT	TOTAL HARVEST	SEX MALE	SEX FEMALE	SEX UNKNOWN	DLP	UNREPORTED ILLEGAL	AVERAGE HORN LGTH./ ANTLER WIDTH	COMMENTS
Unit 23										
23	Trapping		n/a	n/a	n/a	n/a		n/a		
23	**TOTAL UNIT**		n/a	n/a	n/a	n/a		n/a		
Unit 24										
24	Trapping		n/a	n/a	n/a	n/a		n/a		
24	**TOTAL UNIT**		n/a	n/a	n/a	n/a		n/a		
Unit 25										
25A	Trapping		n/a	n/a	n/a	n/a		n/a		
25B	Trapping		n/a	n/a	n/a	n/a		n/a		
25C	Trapping		n/a	n/a	n/a	n/a		n/a		
25D	Trapping		n/a	n/a	n/a	n/a		n/a		
25	**TOTAL UNIT**		n/a	n/a	n/a	n/a		n/a		
Unit 26										
26A	Trapping		n/a	n/a	n/a	n/a		n/a		
26B	Trapping		n/a	n/a	n/a	n/a		n/a		
26C	Trapping		n/a	n/a	n/a	n/a		n/a		
26	**TOTAL UNIT**		n/a	n/a	n/a	n/a		n/a		
	TOTAL STATEWIDE		7770	2485	1683	3602		n/a		

1991-92 HARVEST INFORMATION BY SPECIES: MINK

GMU	TYPE	HUNT	TOTAL HARVEST	SEX MALE	SEX FEMALE	SEX UNKNOWN	DLP	UNREPORTED ILLEGAL	AVERAGE HORN LGTH./ ANTLER WIDTH	COMMENTS
Unit 01										
01A	Trapping		n/a	n/a	n/a	n/a		n/a		Mink data incomplete, not available
01B	Trapping		n/a	n/a	n/a	n/a		n/a		
01C	Trapping		n/a	n/a	n/a	n/a		n/a		
01D	Trapping		n/a	n/a	n/a	n/a		n/a		
01	**TOTAL UNIT**		n/a	n/a	n/a	n/a		n/a		
Unit 02										
02	Trapping		n/a	n/a	n/a	n/a		n/a		Mink data incomplete, not available
02	**TOTAL UNIT**		n/a	n/a	n/a	n/a		n/a		
Unit 03										
03	Trapping		n/a	n/a	n/a	n/a		n/a		
03	**TOTAL UNIT**		n/a	n/a	n/a	n/a		n/a		
Unit 04										
04	Trapping		n/a	n/a	n/a	n/a		n/a		
04	**TOTAL UNIT**		n/a	n/a	n/a	n/a		n/a		
Unit 05										
05A	Trapping		n/a	n/a	n/a	n/a		n/a		
05B	Trapping		n/a	n/a	n/a	n/a		n/a		
05	**TOTAL UNIT**		n/a	n/a	n/a	n/a		n/a		
Unit 06										
06A	Trapping		n/a	n/a	n/a	n/a		n/a		
06B	Trapping		n/a	n/a	n/a	n/a		n/a		
06C	Trapping		n/a	n/a	n/a	n/a		n/a		
06D	Trapping		n/a	n/a	n/a	n/a		n/a		
06	**TOTAL UNIT**		n/a	n/a	n/a	n/a		n/a		
Unit 07										
07	Trapping		n/a	n/a	n/a	n/a		n/a		
07	**TOTAL UNIT**		n/a	n/a	n/a	n/a		n/a		
Unit 08										
08	Trapping		n/a	n/a	n/a	n/a		n/a		
08	**TOTAL UNIT**		n/a	n/a	n/a	n/a		n/a		

1991-92 HARVEST INFORMATION BY SPECIES: MINK

GMU	TYPE	HUNT	TOTAL HARVEST	SEX MALE	SEX FEMALE	SEX UNKNOWN	DLP	UNREPORTED ILLEGAL	AVERAGE HORN LGTH./ ANTLER WIDTH	COMMENTS
Unit 09										
09A	Trapping		n/a	n/a	n/a	n/a		n/a		
09B	Trapping		n/a	n/a	n/a	n/a		n/a		
09C	Trapping		n/a	n/a	n/a	n/a		n/a		
09D	Trapping		n/a	n/a	n/a	n/a		n/a		
09E	Trapping		n/a	n/a	n/a	n/a		n/a		
09	**TOTAL UNIT**		n/a	n/a	n/a	n/a		n/a		
Unit 10										
10	Trapping		n/a	n/a	n/a	n/a		n/a		
10	**TOTAL UNIT**		n/a	n/a	n/a	n/a		n/a		
Unit 11										
11	Trapping		n/a	n/a	n/a	n/a		n/a		
11	**TOTAL UNIT**		n/a	n/a	n/a	n/a		n/a		
Unit 12										
12	Trapping		n/a	n/a	n/a	n/a		n/a		
12	**TOTAL UNIT**		n/a	n/a	n/a	n/a		n/a		
Unit 13										
13A	Trapping		n/a	n/a	n/a	n/a		n/a		
13B	Trapping		n/a	n/a	n/a	n/a		n/a		
13C	Trapping		n/a	n/a	n/a	n/a		n/a		
13D	Trapping		n/a	n/a	n/a	n/a		n/a		
13E	Trapping		n/a	n/a	n/a	n/a		n/a		
13	**TOTAL UNIT**		n/a	n/a	n/a	n/a		n/a		
Unit 14										
14A	Trapping		49	0	0	49		n/a		Minimum harvest obtained from trapper questionnaires
14B	Trapping		24	0	0	24		n/a		Minimum harvest obtained from trapper questionnaires
14C	Trapping		n/a	n/a	n/a	n/a		n/a		
14	**TOTAL UNIT**		73	n/a	n/a	73		n/a		
Unit 15										
15A	Trapping		n/a	n/a	n/a	n/a		n/a		
15B	Trapping		n/a	n/a	n/a	n/a		n/a		
15C	Trapping		n/a	n/a	n/a	n/a		n/a		
15	**TOTAL UNIT**		n/a	n/a	n/a	n/a		n/a		

1991-92 HARVEST INFORMATION BY SPECIES: MINK

GMU	TYPE	HUNT	TOTAL HARVEST	SEX MALE	SEX FEMALE	SEX UNKNOWN	DLP	UNREPORTED ILLEGAL	AVERAGE HORN LGTH./ ANTLER WIDTH	COMMENTS
Unit 16										
16A	Trapping		11	0	0	11		n/a		Minimum harvest obtained from trapper questionnaires
16B	Trapping		n/a	n/a	n/a	n/a		n/a		
16	**TOTAL UNIT**		11	n/a	n/a	11		n/a		
Unit 17										
17A	Trapping		n/a	n/a	n/a	n/a		n/a		
17B	Trapping		n/a	n/a	n/a	n/a		n/a		
17C	Trapping		n/a	n/a	n/a	n/a		n/a		
17	**TOTAL UNIT**		n/a	n/a	n/a	n/a		n/a		
Unit 18										
18	Trapping		4256	n/a	n/a	4256		n/a		
18	**TOTAL UNIT**		4256	n/a	n/a	4256		n/a		
Unit 19										
19A	Trapping		n/a	n/a	n/a	n/a		n/a		See 19Z harvest data
19B	Trapping		n/a	n/a	n/a	n/a		n/a		See 19Z harvest data
19C	Trapping		n/a	n/a	n/a	n/a		n/a		See 19Z harvest data
19D	Trapping		n/a	n/a	n/a	n/a		n/a		See 19Z harvest data
19Z	Trapping		121	0	0	121		0		Data compiled from trapper questionnaires.
19	**TOTAL UNIT**		121	0	0	121		0		
Unit 20										
20A	Trapping		n/a	n/a	n/a	n/a		n/a		
20B	Trapping		n/a	n/a	n/a	n/a		n/a		
20C	Trapping		n/a	n/a	n/a	n/a		n/a		
20D	Trapping		n/a	n/a	n/a	n/a		n/a		
20E	Trapping		n/a	n/a	n/a	n/a		n/a		
20F	Trapping		n/a	n/a	n/a	n/a		n/a		
20	**TOTAL UNIT**		n/a	n/a	n/a	n/a		n/a		
Unit 21										
21A	Trapping		n/a	n/a	n/a	n/a		n/a		
21B	Trapping		n/a	n/a	n/a	n/a		n/a		
21C	Trapping		n/a	n/a	n/a	n/a		n/a		
21D	Trapping		n/a	n/a	n/a	n/a		n/a		
21E	Trapping		n/a	n/a	n/a	n/a		n/a		
21	**TOTAL UNIT**		n/a	n/a	n/a	n/a		n/a		

1991-92 HARVEST INFORMATION BY SPECIES: MINK

GMU	TYPE	HUNT	TOTAL HARVEST	SEX MALE	SEX FEMALE	SEX UNKNOWN	DLP	UNREPORTED ILLEGAL	AVERAGE HORN LGTH./ ANTLER WIDTH	COMMENTS
Unit 22										
22A	Trapping		n/a	n/a	n/a	n/a		n/a		
22B	Trapping		n/a	n/a	n/a	n/a		n/a		
22C	Trapping		n/a	n/a	n/a	n/a		n/a		
22D	Trapping		n/a	n/a	n/a	n/a		n/a		
22E	Trapping		n/a	n/a	n/a	n/a		n/a		
22	**TOTAL UNIT**		n/a	n/a	n/a	n/a		n/a		
Unit 23										
23	Trapping		n/a	n/a	n/a	n/a		n/a		
23	**TOTAL UNIT**		n/a	n/a	n/a	n/a		n/a		
Unit 24										
24	Trapping		n/a	n/a	n/a	n/a		n/a		
24	**TOTAL UNIT**		n/a	n/a	n/a	n/a		n/a		
Unit 25										
25A	Trapping		n/a	n/a	n/a	n/a		n/a		
25B	Trapping		n/a	n/a	n/a	n/a		n/a		
25C	Trapping		n/a	n/a	n/a	n/a		n/a		
25D	Trapping		n/a	n/a	n/a	n/a		n/a		
25	**TOTAL UNIT**		n/a	n/a	n/a	n/a		n/a		
Unit 26										
26A	Trapping		n/a	n/a	n/a	n/a		n/a		
26B	Trapping		n/a	n/a	n/a	n/a		n/a		
26C	Trapping		n/a	n/a	n/a	n/a		n/a		
26	**TOTAL UNIT**		n/a	n/a	n/a	n/a		n/a		
	TOTAL STATEWIDE		4461	n/a	n/a	4461		n/a		

1991-92 HARVEST INFORMATION BY SPECIES: MOOSE

GMU	TYPE	HUNT	TOTAL HARVEST	SEX MALE	SEX FEMALE	SEX UNKNOWN	DLP	UNREPORTED ILLEGAL	AVERAGE HORN LGTH./ ANTLER WIDTH	COMMENTS
Unit 01										
01A	General Season		5	4	1	0		0	38.00	
01B	General Season		24	24	0	0		1	30.79	Unreported/illegal=1 female
01B	Registration	0955	15	15	0	0		0	n/a	
01B	**TOTAL SUBUNIT**		39	39	0	0		1		
01C	Drawing	0901	5	5	0	0		0	n/a	
01C	Drawing	0902	5	0	5	0		0	n/a	
01C	Registration	0956	26	26	0	0		0	n/a	
01C	**TOTAL SUBUNIT**		36	31	5	0		0		
01	**TOTAL UNIT**		80	74	6	0		1		
Unit 03										
03	General Season		9	9	0	0		0	29.40	
03	**TOTAL UNIT**		9	9	0	0		0		
Unit 05										
05A	Registration	0961	52	52	0	0		0	n/a	
05B	Registration	0962	17	17	0	0		0	n/a	
05	**TOTAL UNIT**		69	69	0	0		0		
Unit 06										
06A	General Season		122	76	44	2		0	50.18	
06B	General Season		0	0	0	0		0	n/a	
06B	Registration	0964	35	35	0	0		0	45.12	
06B	Drawing	0966	13	1	12	0		0	n/a	
06B	Drawing	0967	0	0	0	0		0	n/a	
06B	**TOTAL SUBUNIT**		48	36	12	0		0		
06C	Drawing	0967	15	15	0	0		0	67.00	
06C	Drawing	0968	13	0	13	0		0	n/a	
06C	**TOTAL SUBUNIT**		28	15	13	0		0		
06D	General Season		1	1	0	0		0	42.00	
06Z	General Season		1	0	1	0		0	n/a	
06	**TOTAL UNIT**		200	128	70	2		0		
Unit 07										
07	General Season		61	61	0	0		0	42.39	
07	Drawing	0910	13	13	0	0		0	38.80	
07	Drawing	0911	28	0	28	0		0	n/a	
07	**TOTAL UNIT**		102	74	28	0		0		

1991-92 HARVEST INFORMATION BY SPECIES: MOOSE

GMU	TYPE	HUNT	TOTAL HARVEST	SEX MALE	SEX FEMALE	SEX UNKNOWN	DLP	UNREPORTED ILLEGAL	AVERAGE HORN LGTH./ ANTLER WIDTH	COMMENTS
Unit 09										
09A	General Season		5	4	0	1		0	53.75	
09B	General Season		57	56	1	0		0	50.30	
09C	General Season		47	43	4	0		0	49.49	
09C	Registration	0972	17	16	1	0		0	n/a	
09C	**TOTAL SUBUNIT**		64	59	5	0		0		
09D	General Season		1	0	0	1		0	63.00	
09E	General Season		95	95	0	0		0	59.72	
09Z	General Season		0	0	0	0		0	n/a	
09	**TOTAL UNIT**		222	214	6	2		0		
Unit 11										
11	General Season		42	42	0	0		0	40.03	
11	**TOTAL UNIT**		42	42	0	0		0		
Unit 12										
12	General Season		110	109	0	1		0	42.11	
12	**TOTAL UNIT**		110	109	0	1		0		
Unit 13										
13A	General Season		117	116	0	1		0	41.74	
13A	Federal	0913	3	3	0	0		0	33.33	
13A	**TOTAL SUBUNIT**		120	119	0	1		0		
13B	General Season		161	161	0	0		0	43.73	
13B	Federal	0913	60	59	1	0		2	40.11	
13B	**TOTAL SUBUNIT**		221	220	1	0		2		
13C	General Season		86	85	0	1		0	44.54	
13C	Federal	0913	4	4	0	0		0	39.50	
13C	**TOTAL SUBUNIT**		90	89	0	1		0		
13D	General Season		51	51	0	0		0	44.19	
13D	Federal	0913	15	15	0	0		1	40.50	
13D	**TOTAL SUBUNIT**		66	66	0	0		1		
13E	General Season		166	166	0	0		0	44.47	
13E	Federal	0913	15	15	0	0		1	38.38	
13E	**TOTAL SUBUNIT**		181	181	0	0		1		
13Z	General Season		6	6	0	0		0	41.00	
13Z	Federal	0913	5	5	0	0		0	37.00	
13Z	**TOTAL SUBUNIT**		11	11	0	0		0		
13	**TOTAL UNIT**		689	686	1	2		4		
Unit 14										
14A	General Season		495	490	0	5	2	40	32.50	
14A	Drawing	0919	18	0	18	0		0	n/a	
14A	Drawing	0920	21	0	21	0		0	n/a	
14A	**TOTAL SUBUNIT**		534	490	39	5	2	40		

1991-92 HARVEST INFORMATION BY SPECIES: MOOSE

GMU	TYPE	HUNT	TOTAL HARVEST	SEX MALE	SEX FEMALE	SEX UNKNOWN	DLP	UNREPORTED ILLEGAL	AVERAGE HORN LGTH./ ANTLER WIDTH	COMMENTS
Unit 14										
14B	General Season		53	53	0	0		5	40.08	
14C	General Season		53	50	2	1		0	36.92	
14C	Drawing	0910	21	21	0	0		0	40.61	
14C	Drawing	0911	16	0	16	0		0	n/a	
14C	Drawing	0921	7	7	0	0		0	36.50	
14C	Drawing	0922	7	7	0	0		0	38.57	
14C	Drawing	0923	6	1	5	0		0	n/a	
14C	Drawing	0924	21	21	0	0		0	35.18	
14C	Drawing	0925	21	0	21	0		0	n/a	
14C	Drawing	0927	27	7	20	0		0	33.17	
14C	Drawing	0929	5	0	5	0		0	n/a	
14C	Drawing	0941	10	0	10	0		0	n/a	
14C	Drawing	0943	8	0	8	0		0	n/a	
14C	Drawing	0948	1	1	0	0		0	20.00	
14C	Drawing	0949	2	0	2	0		0	n/a	
14C	Registration	0975	5	3	2	0		0	n/a	
14C	**TOTAL SUBUNIT**		210	118	91	1		0		
14Z	General Season		3	3	0	0		0	45.92	
14	**TOTAL UNIT**		800	664	130	6	2	45		
Unit 15										
15A	General Season		185	184	0	1		0	33.86	
15A	Drawing	0944	11	0	11	0		0	n/a	
15A	**TOTAL SUBUNIT**		196	184	11	1		0		
15B	General Season		39	38	0	1		0	39.73	
15B	Drawing	0930	0	0	0	0		0	n/a	
15B	Drawing	0931	1	1	0	0		0	68.00	
15B	Drawing	0932	3	3	0	0		0	60.13	
15B	Drawing	0933	2	2	0	0		0	60.13	
15B	Drawing	0934	6	6	0	0		0	57.46	
15B	Drawing	0935	9	9	0	0		0	58.18	
15B	Drawing	0936	2	2	0	0		0	51.82	
15B	Drawing	0937	5	5	0	0		0	55.40	
15B	Drawing	0938	3	3	0	0		0	51.25	
15B	Drawing	0939	7	7	0	0		0	48.73	
15B	**TOTAL SUBUNIT**		77	76	0	1		0		
15C	General Season		293	292	0	1		0	37.02	
15C	Tier II	0940T	0	0	0	0		0	n/a	
15C	**TOTAL SUBUNIT**		293	292	0	1		0		
15Z	General Season		4	4	0	0		0	26.00	
15	**TOTAL UNIT**		570	556	11	3		0		

1991-92 HARVEST INFORMATION BY SPECIES: MOOSE

GMU	TYPE	HUNT	TOTAL HARVEST	SEX MALE	SEX FEMALE	SEX UNKNOWN	DLP	UNREPORTED ILLEGAL	AVERAGE HORN LGTH./ ANTLER WIDTH	COMMENTS
Unit 16										
16A	General Season		138	135	0	3		10	37.65	
16B	General Season		210	210	0	0		0	43.80	
16B	Federal	0916	1	1	0	0		0	40.00	
16B	Tier II	0979T	51	51	0	0		0	31.38	
16B	**TOTAL SUBUNIT**		262	262	0	0		0		
16Z	General Season		2	2	0	0		0	36.00	
16	**TOTAL UNIT**		402	399	0	3		10		
Unit 17										
17B	General Season		156	155	0	1		0	52.09	
17B	Registration	0983	16	15	0	1		0	48.85	
17B	**TOTAL SUBUNIT**		172	170	0	2		0		
17C	General Season		57	56	0	1		0	47.01	
17C	Registration	0983	28	28	0	0		0	42.56	
17C	**TOTAL SUBUNIT**		85	84	0	1		0		
17Z	General Season		5	5	0	0		0	47.80	
17Z	Registration	0983	6	6	0	0		0	42.00	
17Z	**TOTAL SUBUNIT**		11	11	0	0		0		
17	**TOTAL UNIT**		268	265	0	3		0		
Unit 18										
18	General Season		64	64	0	0		0	38.09	
18	**TOTAL UNIT**		64	64	0	0		0		
Unit 19										
19A	General Season		137	124	12	1		0	42.38	
19A	Registration	0984T	n/a	n/a	n/a	n/a		n/a	n/a	Lime Village Subsistence Hunt was held. No reporting from Lime Village.
19A	**TOTAL SUBUNIT**		137	124	12	1		n/a		
19B	General Season		102	102	0	0		0	49.20	
19C	General Season		129	128	1	0		0	49.23	
19D	General Season		102	101	0	1		0	44.64	
19Z	General Season		6	6	0	0		0	55.45	
19	**TOTAL UNIT**		476	461	13	2		0		
Unit 20										
20A	General Season		382	380	2	0		0	43.01	
20B	General Season		429	424	1	4		0	38.40	
20B	Federal	0920	0	0	0	0		0	n/a	
20B	Tier II	0985T	36	36	0	0		0	39.98	
20B	Registration	0986	28	28	0	0		0	29.32	
20B	**TOTAL SUBUNIT**		493	488	1	4		0		

1991-92 HARVEST INFORMATION BY SPECIES: MOOSE

GMU	TYPE	HUNT	TOTAL HARVEST	SEX MALE	SEX FEMALE	SEX UNKNOWN	DLP	UNREPORTED ILLEGAL	AVERAGE HORN LGTH./ ANTLER WIDTH	COMMENTS
Unit 20										
20C	General Season		142	139	1	2		0	45.07	
20D	General Season		144	143	1	0		0	39.61	
20D	Tier II	0987T	0	0	0	0		0	n/a	
20D	**TOTAL SUBUNIT**		144	143	1	0		0		
20E	General Season		91	90	0	1		0	44.17	
20F	General Season		37	37	0	0		0	40.43	
20Z	General Season		6	6	0	0		0	40.61	
20	**TOTAL UNIT**		1295	1283	5	7		0		
Unit 21										
21A	General Season		137	137	0	0		0	47.27	
21B	General Season		65	65	0	0		0	42.33	
21C	General Season		20	20	0	0		0	49.71	
21D	General Season		303	269	34	0		0	47.81	
21E	General Season		153	148	4	1		0	40.69	
21Z	General Season		2	2	0	0		0	60.00	
21	**TOTAL UNIT**		680	641	38	1		0		
Unit 22										
22A	General Season		26	25	0	1		0	47.32	
22B	General Season		67	65	2	0		0	40.62	
22C	General Season		19	19	0	0		0	36.15	
22D	General Season		177	90	87	0		0	38.35	
22E	General Season		12	6	6	0		0	35.50	
22Z	General Season		0	0	0	0		0	n/a	
22	**TOTAL UNIT**		301	205	95	1		0		
Unit 23										
23	General Season		176	143	33	0		0	50.94	
23	**TOTAL UNIT**		176	143	33	0		0		
Unit 24										
24	General Season		144	141	2	1		0	48.72	
24	**TOTAL UNIT**		144	141	2	1		0		
Unit 25										
25A	General Season		47	47	0	0		0	55.34	
25B	General Season		32	32	0	0		0	43.10	
25C	General Season		46	46	0	0		0	45.56	
25D	General Season		29	29	0	0		0	47.83	
25D	Federal	0925	8	8	0	0		3	40.94	
25D	Tier II	0994T	6	6	0	0		0	35.50	
25D	**TOTAL SUBUNIT**		43	43	0	0		3		

1991-92 HARVEST INFORMATION BY SPECIES: MOOSE

GMU	TYPE	HUNT	TOTAL HARVEST	SEX MALE	SEX FEMALE	SEX UNKNOWN	DLP	UNREPORTED ILLEGAL	AVERAGE HORN LGTH./ ANTLER WIDTH	COMMENTS
Unit 25										
25Z	General Season		1	1	0	0		0	40.00	
25Z	Federal	0925	0	0	0	0		0	n/a	
25Z	**TOTAL SUBUNIT**		1	1	0	0		0		
25	**TOTAL UNIT**		169	169	0	0		3		
Unit 26										
26A	General Season		67	59	8	0		n/a	53.27	
26B	General Season		28	28	0	0		0	53.46	
26C	General Season		6	6	0	0		0	55.83	
26Z	General Season		0	0	0	0		0	n/a	
26	**TOTAL UNIT**		101	93	8	0		0		
Unit 27										
27Z	General Season		35	32	1	2		0	46.55	
27	**TOTAL UNIT**		35	32	1	2		0		
	TOTAL STATEWIDE		7004	6521	447	36	2	63		

1991-92 HARVEST INFORMATION BY SPECIES: MT. GOAT

GMU	TYPE	HUNT	TOTAL HARVEST	SEX MALE	SEX FEMALE	SEX UNKNOWN	DLP	UNREPORTED ILLEGAL	AVERAGE HORN LGTH./ ANTLER WIDTH	COMMENTS
Unit 01										
01A	Registration	0801	16	10	5	1		0	n/a	
01B	Federal	0801	1	1	0	0		0	n/a	Verbal communication from USFS
01B	Registration	0801	6	3	3	0		0	n/a	No residents in GMU 1B
01B	Registration	0804	11	7	4	0		0	n/a	No residents in GMU 1B
01B	**TOTAL SUBUNIT**		18	11	7	0		0		
01C	Registration	0802-03	22	14	8	0		0	n/a	Hunts 802 & 803 combined
01D	Registration	0805-06	25	18	5	2		0	n/a	Hunts 805 & 806 combined
01	**TOTAL UNIT**		81	53	25	3		0		
Unit 04										
04	Registration	0815	29	18	11	0		0	n/a	
04	**TOTAL UNIT**		29	18	11	0		0		
Unit 05										
05A	Registration	0817	8	4	4	0		0	n/a	
05	**TOTAL UNIT**		8	4	4	0		0		
Unit 06										
06A	Registration	0820	12	10	2	0		0	8.48	
06A	Registration	0825	1	1	0	0		0	9.81	
06A	Registration	0878	0	0	0	0		0	n/a	
06A	**TOTAL SUBUNIT**		13	11	2	0		0		
06B	Registration	0826	4	3	1	0		0	9.05	
06B	Registration	0878	1	1	0	0		0	9.50	
06B	**TOTAL SUBUNIT**		5	4	1	0		0		
06D	Registration	0822	9	8	1	0		0	15.57	
06D	Registration	0828	2	2	0	0		0	13.13	
06D	Registration	0829	13	10	3	0		0	25.92	
06D	Registration	0830	6	6	0	0		0	9.61	
06D	Registration	0879	2	2	0	0		0	6.00	
06D	**TOTAL SUBUNIT**		32	28	4	0		0		
06Z	Federal	0806	0	0	0	0		0	n/a	
06	**TOTAL UNIT**		50	43	7	0		0		
Unit 07										
07	Registration	0812	3	2	1	0		0	8.54	
07	Drawing	0831	0	0	0	0		0	n/a	
07	Drawing	0833	4	1	3	0		0	8.45	
07	Drawing	0834	2	2	0	0		0	9.00	
07	Drawing	0835	0	0	0	0		0	n/a	
07	Drawing	0836	2	1	1	0		0	9.38	
07	Drawing	0837	1	1	0	0		0	9.00	

1991-92 HARVEST INFORMATION BY SPECIES: MT. GOAT

GMU	TYPE	HUNT	TOTAL HARVEST	SEX MALE	SEX FEMALE	SEX UNKNOWN	DLP	UNREPORTED ILLEGAL	AVERAGE HORN LGTH./ ANTLER WIDTH	COMMENTS
Unit 07										
07	Drawing	0839	1	0	1	0		0	7.75	
07	Drawing	0840	1	1	0	0		0	9.13	
07	Drawing	0842	1	1	0	0		0	8.00	
07	Drawing	0843	3	2	1	0		0	8.21	
07	Drawing	0844	3	3	0	0		0	8.79	
07	Drawing	0845	3	2	0	1		0	9.44	
07	Drawing	0846	7	5	2	0		0	8.17	
07	Drawing	0847	3	3	0	0		0	7.42	
07	Registration	0848	10	7	3	0		0	8.69	
07	Registration	0849	5	4	1	0		0	9.29	
07	Registration	0851	0	0	0	0		0	n/a	
07	Tier II	0852T	2	2	0	0		0	7.82	
07	Registration	0883	5	3	2	0		0	7.78	
07	Registration	0885	1	0	1	0		0	7.50	
07	Registration	0886	16	11	5	0		0	8.37	
07	**TOTAL UNIT**		73	51	21	1		0		
Unit 08										
08	Drawing	0871	3	1	2	0		0	8.42	
08	Drawing	0872	4	4	0	0		0	7.97	
08	Drawing	0873	2	1	1	0		0	8.88	
08	Drawing	0874	8	5	3	0		0	8.23	
08	Drawing	0875	3	0	3	0		0	9.44	
08	Drawing	0876	5	4	1	0		0	8.88	
08	Drawing	0877	7	2	5	0		0	8.42	
08	**TOTAL UNIT**		32	17	15	0		0		
Unit 11										
11	Registration	0880	25	13	12	0		0	7.82	
11	**TOTAL UNIT**		25	13	12	0		0		
Unit 13										
13D	Drawing	0818	3	2	1	0		0	8.67	
13D	Drawing	0819	5	4	1	0		0	8.61	
13D	**TOTAL SUBUNIT**		8	6	2	0		0		
13	**TOTAL UNIT**		8	6	2	0		0		

1991-92 HARVEST INFORMATION BY SPECIES: MT. GOAT

GMU	TYPE	HUNT	TOTAL HARVEST	SEX MALE	SEX FEMALE	SEX UNKNOWN	DLP	UNREPORTED ILLEGAL	AVERAGE HORN LGTH./ ANTLER WIDTH	COMMENTS
Unit 14										
14A	Registration	0866	4	3	1	0		0	n/a	
14C	Registration	0868	7	5	2	0		0	n/a	
14C	Registration	0869	29	19	8	2		0	4.00	
14C	Registration	0881	0	0	0	0		0	n/a	No hunting effort, no harvest
14C	Registration	0882	0	0	0	0		0	n/a	
14C	**TOTAL SUBUNIT**		36	24	10	2		0		
14	**TOTAL UNIT**		40	27	11	2		0		
Unit 15										
15B	Drawing	0854	4	2	2	0		0	9.07	
15B	Drawing	0855	0	0	0	0		0	n/a	
15B	Drawing	0856	2	2	0	0		0	8.44	
15B	**TOTAL SUBUNIT**		6	4	2	0		0		
15C	Drawing	0857	5	3	2	0		0	8.80	
15C	Drawing	0858	4	4	0	0		0	9.13	
15C	Drawing	0859	4	2	2	0		0	7.88	
15C	Drawing	0860	7	6	1	0		0	8.29	
15C	Drawing	0861	1	1	0	0		0	8.50	
15C	Drawing	0862	4	2	2	0		0	8.55	
15C	Tier II	0863T	5	5	0	0		0	8.10	
15C	Tier II	0864T	2	2	0	0		0	7.63	
15C	Tier II	0865T	4	4	0	0		0	9.10	
15C	Registration	0892	1	1	0	0		0	7.75	
15C	Registration	0893	2	2	0	0		0	8.75	
15C	Registration	0894	3	3	0	0		0	n/a	
15C	Registration	0897	7	4	3	0		0	9.14	
15C	Registration	0898	3	3	0	0		0	8.88	
15C	Registration	0899	3	2	1	0		0	7.83	
15C	**TOTAL SUBUNIT**		55	44	11	0		0		
15	**TOTAL UNIT**		61	48	13	0		0		
	TOTAL STATEWIDE		407	280	121	6		0		

1991-92 HARVEST INFORMATION BY SPECIES: MUSKOX

GMU	TYPE	HUNT	TOTAL HARVEST	SEX MALE	SEX FEMALE	SEX UNKNOWN	DLP	UNREPORTED ILLEGAL	AVERAGE HORN LGTH./ ANTLER WIDTH	COMMENTS
Unit 18										
18	Drawing	1001	7	7	0	0				
18	Drawing	1003	38	38	0	0				
18	Registration	1060	1	0	1	0				
18	Registration	1061	33	0	33	0				
18	Registration	1070	30	15	15	0				
18	**TOTAL UNIT**		109	60	49	0				
Unit 26										
26B	Registration	1010T	0	0	0	0		n/a		Hunt held, no effort
26C	Tier II	1012T	2	2	0	0				
26C	Tier II	1014T	2	2	0	0				
26C	**TOTAL SUBUNIT**		4	4	0	0				
26	**TOTAL UNIT**		4	4	0	0				
	TOTAL STATEWIDE		113	64	49	0				

1991-92 HARVEST INFORMATION BY SPECIES: OTTER

GMU	TYPE	HUNT	TOTAL HARVEST	SEX MALE	SEX FEMALE	SEX UNKNOWN	DLP	UNREPORTED ILLEGAL	AVERAGE HORN LGTH./ ANTLER WIDTH	COMMENTS
Unit 01										
01A	Trapping		84	46	38	0		0		Total of 14 trappers/84 otters
01B	Trapping		0	0	0	0		0		
01C	Trapping		9	6	3	0		n/a		
01D	Trapping		8	6	2	0		n/a		
01	**TOTAL UNIT**		101	58	43	0		n/a		
Unit 02										
02	Trapping		43	22	20	1		0		Total of 18 trappers/43 otters
02	**TOTAL UNIT**		43	22	20	1		0		
Unit 03										
03	Trapping		69	37	20	12		0		
03	**TOTAL UNIT**		69	37	20	12		0		
Unit 04										
04	Trapping		131	69	61	1		0		
04	**TOTAL UNIT**		131	69	61	1		0		
Unit 05										
05A	Trapping		1	1	0	0		n/a		
05B	Trapping		0	0	0	0		0		
05	**TOTAL UNIT**		1	1	0	0		0		
Unit 06										
06A	Trapping		0	0	0	0		0		
06B	Trapping		0	0	0	0		0		
06C	Trapping		17	10	6	1		0		
06D	Trapping		72	40	29	3		0		
06	**TOTAL UNIT**		89	50	35	4		0		
Unit 07										
07	Trapping		12	3	0	9		0		
07	**TOTAL UNIT**		12	3	0	9		0		
Unit 08										
08	Trapping		144	73	61	10		0		
08	**TOTAL UNIT**		144	73	61	10		0		

1991-92 HARVEST INFORMATION BY SPECIES: OTTER

GMU	TYPE	HUNT	TOTAL HARVEST	SEX MALE	SEX FEMALE	SEX UNKNOWN	DLP	UNREPORTED ILLEGAL	AVERAGE HORN LGTH./ ANTLER WIDTH	COMMENTS
Unit 09										
09A	Trapping		0	0	0	0		0		
09B	Trapping		62	27	18	17		0		
09C	Trapping		41	23	11	7		0		
09D	Trapping		3	3	0	0		0		
09E	Trapping		45	16	12	17		0		
09	**TOTAL UNIT**		151	69	41	41		0		
Unit 10										
10	Trapping		0	0	0	0		0		
10	**TOTAL UNIT**		0	0	0	0		0		
Unit 11										
11	Trapping		1	0	1	0		0		
11	**TOTAL UNIT**		1	0	1	0		0		
Unit 12										
12	Trapping		6	4	2	0		0		
12	**TOTAL UNIT**		6	4	2	0		0		
Unit 13										
13A	Trapping		4	2	2	0		0		
13B	Trapping		4	4	0	0		0		
13C	Trapping		1	0	1	0		0		
13D	Trapping		5	4	1	0		0		
13E	Trapping		9	5	3	1		0		
13	**TOTAL UNIT**		23	15	7	1		0		
Unit 14										
14A	Trapping		16	12	3	1		n/a		
14B	Trapping		9	4	1	4		n/a		
14C	Trapping		1	1	0	0		0		
14	**TOTAL UNIT**		26	17	4	5		0		
Unit 15										
15A	Trapping		7	5	1	1		0		
15B	Trapping		6	4	2	0		0		
15C	Trapping		8	7	1	0		0		
15	**TOTAL UNIT**		21	16	4	1		0		
Unit 16										
16A	Trapping		5	2	2	1		n/a		
16B	Trapping		17	8	6	3		0		
16	**TOTAL UNIT**		22	10	8	4		0		

1991-92 HARVEST INFORMATION BY SPECIES: OTTER

GMU	TYPE	HUNT	TOTAL HARVEST	SEX MALE	SEX FEMALE	SEX UNKNOWN	DLP	UNREPORTED ILLEGAL	AVERAGE HORN LGTH./ ANTLER WIDTH	COMMENTS
Unit 17										
17A	Trapping		21	7	10	4		0		
17B	Trapping		18	7	3	8		0		
17C	Trapping		64	26	32	6		0		
17	**TOTAL UNIT**		103	40	45	18		0		
Unit 18										
18	Trapping		425	122	77	226		0		
18	**TOTAL UNIT**		425	122	77	226		0		
Unit 19										
19A	Trapping		21	10	4	7		0		
19B	Trapping		3	1	2	0		0		
19C	Trapping		1	0	0	1		0		
19D	Trapping		14	8	1	5		0		
19	**TOTAL UNIT**		39	19	7	13		0		
Unit 20										
20A	Trapping		8	5	1	2		0		
20B	Trapping		20	10	9	1		0		
20C	Trapping		8	3	4	1		0		
20D	Trapping		3	2	1	0		0		
20E	Trapping		0	0	0	0		0		
20F	Trapping		1	0	1	0		0		
20	**TOTAL UNIT**		40	20	16	4		0		
Unit 21										
21A	Trapping		5	2	2	1		0		
21B	Trapping		0	0	0	0		0		
21C	Trapping		0	0	0	0		0		
21D	Trapping		13	5	8	0		0		
21E	Trapping		8	2	2	4		0		
21	**TOTAL UNIT**		26	9	12	5		0		
Unit 22										
22A	Trapping		0	0	0	0		0		
22B	Trapping		2	0	1	1		0		
22C	Trapping		0	0	0	0		0		
22D	Trapping		0	0	0	0		0		
22E	Trapping		0	0	0	0		0		
22	**TOTAL UNIT**		2	0	1	1		0		
Unit 23										
23	Trapping		3	2	1	0		0		
23	**TOTAL UNIT**		3	2	1	0		0		

1991-92 HARVEST INFORMATION BY SPECIES: OTTER

GMU	TYPE	HUNT	TOTAL HARVEST	SEX MALE	SEX FEMALE	SEX UNKNOWN	DLP	UNREPORTED ILLEGAL	AVERAGE HORN LGTH./ ANTLER WIDTH	COMMENTS
Unit 24										
24	Trapping		1	1	0	0		0		
24	**TOTAL UNIT**		1	1	0	0		0		
Unit 25										
25A	Trapping		0	0	0	0		0		
25B	Trapping		1	0	1	0		0		
25C	Trapping		0	0	0	0		0		
25D	Trapping		5	0	2	3		0		
25	**TOTAL UNIT**		6	0	3	3		0		
Unit 26										
26A	Trapping		0	0	0	0		0		
26B	Trapping		0	0	0	0		n/a		
26C	Trapping		0	0	0	0		0		
26	**TOTAL UNIT**		0	0	0	0		0		
	TOTAL STATEWIDE		1485	657	469	359		0		

1991-92 HARVEST INFORMATION BY SPECIES: SHEEP

GMU	TYPE	HUNT	TOTAL HARVEST	SEX MALE	SEX FEMALE	SEX UNKNOWN	DLP	UNREPORTED ILLEGAL	AVERAGE HORN LGTH./ ANTLER WIDTH	COMMENTS
Unit 06										
06A	General Season		0	0	0	0		0	n/a	
06B	General Season		0	0	0	0		0	n/a	
06C	General Season		0	0	0	0		0	n/a	
06D	General Season		0	0	0	0		0	n/a	
06	**TOTAL UNIT**		0	0	0	0		0		
Unit 07										
07	General Season		14	13	0	1		0	34.43	
07	**TOTAL UNIT**		14	13	0	1		0		
Unit 09										
09A	General Season		0	0	0	0		0	n/a	
09B	General Season		2	1	0	1		0	40.50	
09C	General Season		0	0	0	0		0	n/a	
09Z	General Season		0	0	0	0		0	n/a	
09	**TOTAL UNIT**		2	1	0	1		0		
Unit 11										
11	General Season		170	136	24	10		0	29.85	
11	**TOTAL UNIT**		170	136	24	10		0		
Unit 12										
12	General Season		272	256	1	15		0	34.32	
12	Drawing	1102	52	52	0	0		0	36.94	
12	**TOTAL UNIT**		324	308	1	15		0		
Unit 13										
13A	General Season		42	39	0	3		0	35.00	
13B	General Season		0	0	0	0		0	n/a	
13B	Drawing	1102	0	0	0	0		0	n/a	
13B	Drawing	1103	3	3	0	0		0	38.46	
13B	Drawing	1104	1	1	0	0		0	36.50	
13B	**TOTAL SUBUNIT**		4	4	0	0		0		
13C	General Season		6	6	0	0		0	34.08	
13C	Drawing	1102	1	1	0	0		0	39.00	
13C	**TOTAL SUBUNIT**		7	7	0	0		0		
13D	General Season		70	67	0	3		0	37.00	
13E	General Season		22	21	0	1		0	33.84	
13Z	General Season		3	3	0	0		0	35.00	
13	**TOTAL UNIT**		148	141	0	7		0		

1991-92 HARVEST INFORMATION BY SPECIES: SHEEP

GMU	TYPE	HUNT	TOTAL HARVEST	SEX MALE	SEX FEMALE	SEX UNKNOWN	DLP	UNREPORTED ILLEGAL	AVERAGE HORN LGTH./ ANTLER WIDTH	COMMENTS
Unit 14										
14A	General Season		38	37	0	1		4	35.08	
14B	General Season		16	16	0	0		2	36.22	
14C	Drawing	1127	0	0	0	0		0	n/a	
14C	Drawing	1128	2	2	0	0		0	37.44	
14C	Drawing	1129	0	0	0	0		0	n/a	
14C	Drawing	1130	18	14	4	0		0	28.66	
14C	Drawing	1131	13	9	4	0		0	26.93	
14C	Drawing	1132	8	5	3	0		0	26.67	
14C	Drawing	1133	4	4	0	0		0	35.51	
14C	Drawing	1134	0	0	0	0		0	n/a	
14C	Drawing	1135	1	1	0	0		0	7.00	
14C	Drawing	1136	8	6	2	0		0	28.14	
14C	Drawing	1137	6	4	2	0		0	23.54	
14C	Drawing	1138	6	6	0	0		0	24.08	
14C	Drawing	1139	9	8	1	0		0	28.89	
14C	Drawing	1140	3	0	3	0		0	10.29	
14C	Drawing	1141	5	2	3	0		0	21.18	
14C	**TOTAL SUBUNIT**		83	61	22	0		0		
14Z	General Season		1	1	0	0		0	n/a	See HUNTER DATA
14	**TOTAL UNIT**		138	115	22	1		6		
Unit 15										
15A	General Season		4	3	0	1		0	36.38	
15B	General Season		18	16	0	2		0	33.44	
15C	General Season		4	4	0	0		0	34.56	
15	**TOTAL UNIT**		26	23	0	3		0		
Unit 16										
16A	General Season		1	1	0	0		0	33.00	
16B	General Season		14	12	0	2		0	35.87	
16	**TOTAL UNIT**		15	13	0	2		0		
Unit 19										
19B	General Season		5	5	0	0		0	37.15	
19C	General Season		114	111	0	3		0	35.79	
19D	General Season		0	0	0	0		0	n/a	
19Z	General Season		3	3	0	0		0	39.08	
19	**TOTAL UNIT**		122	119	0	3		0		

1991-92 HARVEST INFORMATION BY SPECIES: SHEEP

GMU	TYPE	HUNT	TOTAL HARVEST	SEX MALE	SEX FEMALE	SEX UNKNOWN	DLP	UNREPORTED ILLEGAL	AVERAGE HORN LGTH./ ANTLER WIDTH	COMMENTS
Unit 20										
20A	General Season		109	101	0	8		0	34.47	
20A	Drawing	1103	0	0	0	0		0	n/a	
20A	Drawing	1104	0	0	0	0		0	n/a	
20A	**TOTAL SUBUNIT**		109	101	0	8		0		
20B	General Season		2	2	0	0		0	34.75	
20C	General Season		1	1	0	0		0	35.00	
20D	General Season		4	4	0	0		0	37.06	
20D	Drawing	1102	10	10	0	0		0	35.13	
20D	Drawing	1103	20	20	0	0		0	35.46	
20D	Drawing	1104	18	18	0	0		0	36.47	
20D	Drawing	1106	1	1	0	0		0	38.50	
20D	**TOTAL SUBUNIT**		53	53	0	0		0		
20E	General Season		3	3	0	0		0	33.67	
20E	Drawing	1106	2	2	0	0		0	37.50	
20E	Drawing	1107	0	0	0	0		0	n/a	
20E	Drawing	1108	1	1	0	0		0	37.25	
20E	**TOTAL SUBUNIT**		6	6	0	0		0		
20F	General Season		0	0	0	0		0	n/a	
20Z	General Season		0	0	0	0		0	n/a	
20	**TOTAL UNIT**		171	163	0	8		0		
Unit 23										
23	General Season		11	11	0	0		0	33.86	
23	Subsistence		1	1	0	0		0	33.00	The area where the majority of harvest occurs for this hunt (Baird Mt) was closed under emergency order this regulatory year. These harvest figures should not be compared to past years. Also there is low harvest reporting compliance.
23	**TOTAL UNIT**		12	12	0	0		0		
Unit 24										
24	General Season		28	28	0	0		0	34.97	
24	Subsistence		23	20	3	0		0	n/a	Gates of the Arctic National Park special hunt
24	**TOTAL UNIT**		51	48	3	0		0		
Unit 25										
25A	General Season		58	54	0	4		0	35.10	
25A	Federal	1125	0	0	0	0			n/a	Hunt held, no effort.
25A	Registration	1195	0	0	0	0		0	n/a	Hunt held, no effort.
25A	**TOTAL SUBUNIT**		58	54	0	4		0		
25B	General Season		0	0	0	0		0	n/a	
25C	General Season		2	2	0	0		0	37.75	
25D	General Season		0	0	0	0		0	n/a	
25Z	General Season		1	1	0	0		0	41.00	
25	**TOTAL UNIT**		61	57	0	4		0		

1991-92 HARVEST INFORMATION BY SPECIES: SHEEP

GMU	TYPE	HUNT	TOTAL HARVEST	SEX MALE	SEX FEMALE	SEX UNKNOWN	DLP	UNREPORTED ILLEGAL	AVERAGE HORN LGTH./ ANTLER WIDTH	COMMENTS
Unit 26										
26A	General Season		21	21	0	0		0	34.17	
26B	General Season		97	91	0	6		0	34.27	
26C	General Season		79	79	0	0		0	33.73	
26C	Registration	1195	2	1	1	0		0	n/a	
26C	**TOTAL SUBUNIT**		81	80	1	0		0		
26Z	General Season		4	4	0	0		0	27.88	
26	**TOTAL UNIT**		203	196	1	6		0		
Unit 27										
27Z	General Season		2	2	0	0		0	38.00	
27	**TOTAL UNIT**		2	2	0	0		0		
	TOTAL STATEWIDE		1459	1347	51	61		6		

1991-92 SHEEP HARVEST INFORMATION BY MOUNTAIN RANGE

MTN. RANGE	TYPE	TOTAL HARVEST	SEX MALE	SEX FEMALE	SEX UNKNOWN	DLP	UNREPORTED ILLEGAL	AVERAGE HORN LGTH./ ANTLER WIDTH	COMMENTS
ALASKA RANGE EAST									
12	Drawing	41	41	0	0		0	36.74	
12	General Season	3	2	0	1		0	36.33	
12	**TOTAL UNIT**	44	43	0	1		0		
13B	Drawing	4	4	0	0		0	37.97	
13B	General Season	0	0	0	0		0	n/a	
13B	**TOTAL SUBUNIT**	4	4	0	0		0		
13C	Drawing	1	1	0	0		0	39.00	
13C	General Season	5	5	0	0		0	33.90	
13C	**TOTAL SUBUNIT**	6	6	0	0		0		
13E	General Season	3	3	0	0		0	33.08	
13	**TOTAL UNIT**	13	13	0	0		0		
20A	Drawing	0	0	0	0		0	n/a	
20A	General Season	109	101	0	8		0	34.47	
20A	**TOTAL SUBUNIT**	109	101	0	8		0		
20C	General Season	1	1	0	0		0	35.00	
20D	Drawing	46	46	0	0		0	35.67	
20D	General Season	2	2	0	0		0	36.25	
20D	**TOTAL SUBUNIT**	48	48	0	0		0		
20Z	General Season	0	0	0	0		0	n/a	
20	**TOTAL UNIT**	158	150	0	8		0		
TOTAL MOUNTAIN RANGE		215	206	0	9		0		
ALASKA RANGE WEST									
09B	General Season	2	1	0	1		0	40.50	
09Z	General Season	0	0	0	0		0	n/a	
09	**TOTAL UNIT**	2	1	0	1		0		
16A	General Season	1	1	0	0		0	33.00	
16B	General Season	14	12	0	2		0	35.87	
16	**TOTAL UNIT**	15	13	0	2		0		
19B	General Season	5	5	0	0		0	37.15	
19C	General Season	114	111	0	3		0	35.79	
19Z	General Season	3	3	0	0		0	39.08	
19	**TOTAL UNIT**	122	119	0	3		0		
TOTAL MOUNTAIN RANGE		139	133	0	6		0		
BROOKS RANGE									
23	General Season	11	10	0	1		0	33.86	
23	Subsistence	1	1	0	0		0	n/a	
23	**TOTAL UNIT**	12	11	0	1		0		
24	General Season	28	28	0	0		0	34.97	
24	Subsistence	23	20	3	0		0	n/a	
24	**TOTAL UNIT**	51	48	3	0		0		

1991-92 SHEEP HARVEST INFORMATION BY MOUNTAIN RANGE

MTN. RANGE	TYPE	TOTAL HARVEST	SEX MALE	SEX FEMALE	SEX UNKNOWN	DLP	UNREPORTED ILLEGAL	AVERAGE HORN LGTH./ ANTLER WIDTH	COMMENTS
BROOKS RANGE									
25A	General Season	58	54	0	4		0	35.10	
25Z	General Season	0	0	0	0		0	n/a	
25	**TOTAL UNIT**	58	54	0	4		0		
26A	General Season	21	21	0	0		0	34.17	
26B	General Season	97	91	0	6		0	34.27	
26C	General Season	79	79	0	0		0	33.73	
26C	Registration	2	1	1	0		0	n/a	
26C	**TOTAL SUBUNIT**	81	80	1	0		0		
26Z	General Season	4	4	0	0		0	27.88	
26	**TOTAL UNIT**	203	196	1	6		0		
27Z	General Season	0	0	0	0		0	n/a	See hunter data
27	**TOTAL UNIT**	0	0	0	0		0		
TOTAL MOUNTAIN RANGE		324	309	4	11		0		
CHUGACH MOUNTAINS									
11	General Season	3	3	0	0		0	38.67	
11	**TOTAL UNIT**	3	3	0	0		0		
13D	General Season	70	67	0	3		0	37.00	
13	**TOTAL UNIT**	70	67	0	3		0		
14A	General Season	26	26	0	0		0	36.21	
14C	Drawing	83	62	21	0		0	26.61	
14	**TOTAL UNIT**	109	88	21	0		0		
27Z	General Season	0	0	0	0		0	n/a	See hunter data
27	**TOTAL UNIT**	0	0	0	0		0		
TOTAL MOUNTAIN RANGE		182	158	21	3		0		
KENAI MOUNTAINS									
07	General Season	14	13	0	1		0	34.43	
07	**TOTAL UNIT**	14	13	0	1		0		
15A	General Season	4	3	0	1		0	36.38	
15B	General Season	18	16	0	2		0	33.44	
15C	General Season	4	4	0	0		0	34.56	
15	**TOTAL UNIT**	26	23	0	3		0		
TOTAL MOUNTAIN RANGE		40	36	0	4		0		
OLGILVIE MOUNTAINS									
25B	General Season	0	0	0	0		0	n/a	
25	**TOTAL UNIT**	0	0	0	0		0		
TOTAL MOUNTAIN RANGE		0	0	0	0		0		

1991-92 SHEEP HARVEST INFORMATION BY MOUNTAIN RANGE

MTN. RANGE	TYPE	TOTAL HARVEST	SEX MALE	SEX FEMALE	SEX UNKNOWN	DLP	UNREPORTED ILLEGAL	AVERAGE HORN LGTH./ ANTLER WIDTH	COMMENTS
TALKEETNA, CHULITNA, WATANA MOUNTAINS									
13A	General Season	42	39	0	3		0	35.00	
13E	General Season	19	18	0	1		0	33.96	
13Z	General Season	1	1	0	0		0	35.00	
13	**TOTAL UNIT**	62	58	0	4		0		
14A	General Season	12	11	0	1		0	32.63	
14B	General Season	16	16	0	0		0	36.22	
14	**TOTAL UNIT**	28	27	0	1		0		
27Z	General Season	1	1	0	0		0	39.00	See hunter data
27	**TOTAL UNIT**	1	1	0	0		0		
TOTAL MOUNTAIN RANGE		91	86	0	5		0		
TANANA HILLS - WHITE MOUNTAINS									
20B	General Season	2	2	0	0		0	34.75	
20D	Drawing	1	1	0	0		0	38.50	
20D	General Season	2	2	0	0		0	37.88	
20D	**TOTAL SUBUNIT**	3	3	0	0		0		
20E	Drawing	3	3	0	0		0	36.88	
20E	General Season	3	3	0	0		0	33.67	
20E	**TOTAL SUBUNIT**	6	6	0	0		0		
20F	General Season	0	0	0	0		0	n/a	
20	**TOTAL UNIT**	11	11	0	0		0		
25C	General Season	2	2	0	0		0	37.75	
25D	General Season	0	0	0	0		0	n/a	
25Z	General Season	1	1	0	0		0	41.00	
25	**TOTAL UNIT**	3	3	0	0		0		
TOTAL MOUNTAIN RANGE		14	14	0	0		0		
WRANGELL MOUNTAINS									
11	General Season	163	129	24	10		0	29.59	
11	**TOTAL UNIT**	163	129	24	10		0		
12	Drawing	0	0	0	0		0	n/a	
12	General Season	267	252	1	14		0	34.28	
12	**TOTAL UNIT**	267	252	1	14		0		
13C	General Season	0	0	0	0		0	n/a	
13	**TOTAL UNIT**	0	0	0	0		0		
27Z	General Season	0	0	0	0		0	n/a	See hunter data
27	**TOTAL UNIT**	0	0	0	0		0		
TOTAL MOUNTAIN RANGE		430	381	25	24		0		
UNKNOWN									
11	General Season	4	4	0	0		0	33.83	
11	**TOTAL UNIT**	4	4	0	0		0		
12	Drawing	11	11	0	0		0	n/a	
12	General Season	2	2	0	0		0	36.00	
12	**TOTAL UNIT**	13	13	0	0		0		

1991-92 SHEEP HARVEST INFORMATION BY MOUNTAIN RANGE

MTN. RANGE	TYPE	TOTAL HARVEST	SEX MALE	SEX FEMALE	SEX UNKNOWN	DLP	UNREPORTED ILLEGAL	AVERAGE HORN LGTH./ ANTLER WIDTH	COMMENTS
UNKNOWN									
13C	General Season	1	1	0	0		0	35.00	
13E	General Season	0	0	0	0		0	n/a	
13Z	General Season	2	2	0	0		0	35.00	
13	**TOTAL UNIT**	3	3	0	0		0		
14Z	General Season	1	1	0	0			n/a	
14	**TOTAL UNIT**	1	1	0	0				
20D	Drawing	2	2	0	0		0	38.00	
20Z	General Season	0	0	0	0		0	n/a	
20	**TOTAL UNIT**	2	2	0	0		0		
25Z	General Season	0	0	0	0		0	n/a	
25	**TOTAL UNIT**	0	0	0	0		0		
27Z	General Season	1	1	0	0		0	37.00	
27	**TOTAL UNIT**	1	1	0	0		0		
TOTAL MOUNTAIN RANGE		24	24	0	0		0		
TOTAL STATEWIDE		1459	1347	50	62		0		

1991-92 HARVEST INFORMATION BY SPECIES: WOLF

GMU	TYPE	HUNT	TOTAL HARVEST	SEX MALE	SEX FEMALE	SEX UNKNOWN	DLP	UNREPORTED ILLEGAL	AVERAGE HORN LGTH./ ANTLER WIDTH	COMMENTS
Unit 01										
01A	Hunting/Trapping		31	15	16	0		0		Total of 17 hunters/31 wolves
01B	Hunting/Trapping		10	4	6	0		0		
01C	Hunting/Trapping		5	1	4	0		n/a		
01D	Hunting/Trapping		2	1	1	0		n/a		
01	**TOTAL UNIT**		48	21	27	0		n/a		
Unit 02										
02	Hunting/Trapping		86	42	40	4		0		Total of 37 hunters/86 wolves
02	**TOTAL UNIT**		86	42	40	4		0		
Unit 03										
03	Hunting/Trapping		51	26	25	0		0		
03	**TOTAL UNIT**		51	26	25	0		0		
Unit 04										
04	Hunting/Trapping		0	0	0	0		0		
04	**TOTAL UNIT**		0	0	0	0		0		
Unit 05										
05A	Hunting/Trapping		10	8	2	0		n/a		
05B	Hunting/Trapping		1	0	1	0		n/a		
05	**TOTAL UNIT**		11	8	3	0		n/a		
Unit 06										
06A	Hunting/Trapping		2	0	2	0		0		
06B	Hunting/Trapping		1	0	1	0		0		
06C	Hunting/Trapping		3	2	1	0		0		
06D	Hunting/Trapping		0	0	0	0		0		
06	**TOTAL UNIT**		6	2	4	0		0		
Unit 07										
07	Hunting/Trapping		2	1	1	0		0		
07	**TOTAL UNIT**		2	1	1	0		0		
Unit 08										
08	Hunting/Trapping		0	0	0	0		0		
08	**TOTAL UNIT**		0	0	0	0		0		

1991-92 HARVEST INFORMATION BY SPECIES: WOLF

GMU	TYPE	HUNT	TOTAL HARVEST	SEX MALE	SEX FEMALE	SEX UNKNOWN	DLP	UNREPORTED ILLEGAL	AVERAGE HORN LGTH./ ANTLER WIDTH	COMMENTS
Unit 09										
09A	Hunting/Trapping		0	0	0	0		0		
09B	Hunting/Trapping		27	15	5	7		0		
09C	Hunting/Trapping		5	1	4	0		0		
09D	Hunting/Trapping		6	2	2	2		0		
09E	Hunting/Trapping		51	14	20	17		0		
09	**TOTAL UNIT**		89	32	31	26		0		
Unit 10										
10	Hunting/Trapping		3	2	1	0		0		
10	**TOTAL UNIT**		3	2	1	0		0		
Unit 11										
11	Hunting/Trapping		30	19	10	1		0		
11	**TOTAL UNIT**		30	19	10	1		0		
Unit 12										
12	Hunting/Trapping		32	19	11	2		0		
12	**TOTAL UNIT**		32	19	11	2		0		
Unit 13										
13A	Hunting/Trapping		23	9	12	2		0		
13B	Hunting/Trapping		26	12	12	2		0		
13C	Hunting/Trapping		11	5	6	0		0		
13D	Hunting/Trapping		10	3	7	0		0		
13E	Hunting/Trapping		44	21	23	0		0		
13	**TOTAL UNIT**		114	50	60	4		0		
Unit 14										
14A	Hunting/Trapping		3	2	1	0		n/a		
14B	Hunting/Trapping		0	0	0	0		n/a		
14C	Hunting/Trapping		0	0	0	0		0		No harvest
14	**TOTAL UNIT**		3	2	1	0		0		
Unit 15										
15A	Hunting/Trapping		2	1	1	0		0		
15B	Hunting/Trapping		0	0	0	0		n/a		
15C	Hunting/Trapping		5	4	1	0		0		
15	**TOTAL UNIT**		7	5	2	0		0		
Unit 16										
16A	Hunting/Trapping		2	1	1	0		n/a		
16B	Hunting/Trapping		3	2	1	0		0		
16	**TOTAL UNIT**		5	3	2	0		0		

1991-92 HARVEST INFORMATION BY SPECIES: WOLF

GMU	TYPE	HUNT	TOTAL HARVEST	SEX MALE	SEX FEMALE	SEX UNKNOWN	DLP	UNREPORTED ILLEGAL	AVERAGE HORN LGTH./ ANTLER WIDTH	COMMENTS
Unit 17										
17A	Hunting/Trapping		0	0	0	0		0		
17B	Hunting/Trapping		34	18	9	7		0		
17C	Hunting/Trapping		3	2	0	1		0		
17	**TOTAL UNIT**		37	20	9	8		0		
Unit 18										
18	Hunting/Trapping		4	3	1	0		0		
18	**TOTAL UNIT**		4	3	1	0		0		
Unit 19										
19A	Hunting/Trapping		20	13	7	0		0		
19B	Hunting/Trapping		20	10	5	5		0		
19C	Hunting/Trapping		39	13	23	3		0		
19D	Hunting/Trapping		16	7	9	0		0		
19Z	Hunting/Trapping		1	0	1	0		0		
19	**TOTAL UNIT**		96	43	45	8		0		
Unit 20										
20A	Hunting/Trapping		67	35	28	4		0		
20B	Hunting/Trapping		56	25	23	8		0		
20C	Hunting/Trapping		21	16	5	0		0		
20D	Hunting/Trapping		11	5	4	2		0		
20E	Hunting/Trapping		19	13	6	0		0		
20F	Hunting/Trapping		10	4	6	0		0		
20	**TOTAL UNIT**		184	98	72	14		0		
Unit 21										
21A	Hunting/Trapping		7	3	4	0		0		
21B	Hunting/Trapping		10	7	3	0		0		
21C	Hunting/Trapping		1	1	0	0		0		
21D	Hunting/Trapping		29	14	11	4		0		
21E	Hunting/Trapping		15	5	3	7		0		
21	**TOTAL UNIT**		62	30	21	11		0		
Unit 22										
22A	Hunting/Trapping		40	12	8	20		0		
22B	Hunting/Trapping		6	5	1	0		0		
22C	Hunting/Trapping		0	0	0	0		0		
22D	Hunting/Trapping		2	1	1	0		0		
22	**TOTAL UNIT**		48	18	10	20		0		
Unit 23										
23	Hunting/Trapping		55	28	22	5		3		
23	**TOTAL UNIT**		55	28	22	5		3		

1991-92 HARVEST INFORMATION BY SPECIES: WOLF

GMU	TYPE	HUNT	TOTAL HARVEST	SEX MALE	SEX FEMALE	SEX UNKNOWN	DLP	UNREPORTED ILLEGAL	AVERAGE HORN LGTH./ ANTLER WIDTH	COMMENTS
Unit 24										
24	Hunting/Trapping		85	42	39	4		0		
24	**TOTAL UNIT**		85	42	39	4		0		
Unit 25										
25A	Hunting/Trapping		25	7	11	7		0		
25B	Hunting/Trapping		13	7	5	1		0		
25C	Hunting/Trapping		7	2	5	0		0		
25D	Hunting/Trapping		19	8	11	0		0		
25	**TOTAL UNIT**		64	24	32	8		0		
Unit 26										
26A	Hunting/Trapping		18	12	5	1		n/a		
26B	Hunting/Trapping		17	10	4	3		0		
26C	Hunting/Trapping		5	3	2	0		0		
26	**TOTAL UNIT**		40	25	11	4		0		
	TOTAL STATEWIDE		1162	563	480	119		3		

1991-92 HARVEST INFORMATION BY SPECIES: WOLVERINE

GMU	TYPE	HUNT	TOTAL HARVEST	SEX MALE	SEX FEMALE	SEX UNKNOWN	DLP	UNREPORTED ILLEGAL	AVERAGE HORN LGTH./ ANTLER WIDTH	COMMENTS
Unit 01										
01A	Hunting/Trapping		1	0	1	0		0		Total of 1 trapper/1 wolverine
01B	Hunting/Trapping		6	4	2	0		0		
01C	Hunting/Trapping		8	4	4	0		n/a		
01D	Hunting/Trapping		1	1	0	0		n/a		
01	**TOTAL UNIT**		16	9	7	0		n/a		
Unit 02										
02	Hunting/Trapping		0	0	0	0		0		
02	**TOTAL UNIT**		0	0	0	0		0		
Unit 03										
03	Hunting/Trapping		2	2	0	0		0		
03	**TOTAL UNIT**		2	2	0	0		0		
Unit 04										
04	Hunting/Trapping		0	0	0	0		0		
04	**TOTAL UNIT**		0	0	0	0		0		
Unit 05										
05A	Hunting/Trapping		0	0	0	0		n/a		
05B	Hunting/Trapping		0	0	0	0		0		
05	**TOTAL UNIT**		0	0	0	0		0		
Unit 06										
06A	Hunting/Trapping		1	1	0	0		0		
06B	Hunting/Trapping		1	1	0	0		0		
06C	Hunting/Trapping		5	5	0	0		0		
06D	Hunting/Trapping		3	2	1	0		0		
06	**TOTAL UNIT**		10	9	1	0		0		
Unit 07										
07	Hunting/Trapping		16	14	2	0		0		
07	**TOTAL UNIT**		16	14	2	0		0		
Unit 08										
08	Hunting/Trapping		0	0	0	0		0		
08	**TOTAL UNIT**		0	0	0	0		0		

1991-92 HARVEST INFORMATION BY SPECIES: WOLVERINE

GMU	TYPE	HUNT	TOTAL HARVEST	SEX MALE	SEX FEMALE	SEX UNKNOWN	DLP	UNREPORTED ILLEGAL	AVERAGE HORN LGTH./ ANTLER WIDTH	COMMENTS
Unit 09										
09A	Hunting/Trapping		2	0	0	2		0		
09B	Hunting/Trapping		22	14	6	2		0		
09C	Hunting/Trapping		16	11	3	2		0		
09D	Hunting/Trapping		6	0	2	4		0		
09E	Hunting/Trapping		42	10	8	24		0		
09Z	Hunting/Trapping		3	2	1	0		0		
09	**TOTAL UNIT**		91	37	20	34		0		
Unit 10										
10	Hunting/Trapping		0	0	0	0		0		
10	**TOTAL UNIT**		0	0	0	0		0		
Unit 11										
11	Hunting/Trapping		10	6	4	0		0		
11	**TOTAL UNIT**		10	6	4	0		0		
Unit 12										
12	Hunting/Trapping		27	16	10	1		0		
12	**TOTAL UNIT**		27	16	10	1		0		
Unit 13										
13A	Hunting/Trapping		4	4	0	0		0		
13B	Hunting/Trapping		1	0	1	0		0		
13C	Hunting/Trapping		3	3	0	0		0		
13D	Hunting/Trapping		12	9	3	0		0		
13E	Hunting/Trapping		16	9	7	0		0		
13	**TOTAL UNIT**		36	25	11	0		0		
Unit 14										
14A	Hunting/Trapping		3	2	0	1		n/a		
14B	Hunting/Trapping		4	2	2	0		n/a		
14C	Hunting/Trapping		1	1	0	0		0		
14	**TOTAL UNIT**		8	5	2	1		0		
Unit 15										
15A	Hunting/Trapping		0	0	0	0		n/a		
15B	Hunting/Trapping		0	0	0	0		n/a		
15C	Hunting/Trapping		3	3	0	0		0		
15	**TOTAL UNIT**		3	3	0	0		0		

1991-92 HARVEST INFORMATION BY SPECIES: WOLVERINE

GMU	TYPE	HUNT	TOTAL HARVEST	SEX MALE	SEX FEMALE	SEX UNKNOWN	DLP	UNREPORTED ILLEGAL	AVERAGE HORN LGTH./ ANTLER WIDTH	COMMENTS
Unit 16										
16A	Hunting/Trapping		2	1	1	0		n/a		
16B	Hunting/Trapping		19	14	4	1		0		
16	**TOTAL UNIT**		21	15	5	1		0		
Unit 17										
17A	Hunting/Trapping		3	2	1	0		0		
17B	Hunting/Trapping		39	21	16	2		0		
17C	Hunting/Trapping		9	2	6	1		0		
17	**TOTAL UNIT**		51	25	23	3		0		
Unit 18										
18	Hunting/Trapping		6	3	2	1		0		
18	**TOTAL UNIT**		6	3	2	1		0		
Unit 19										
19A	Hunting/Trapping		5	3	0	2		0		
19B	Hunting/Trapping		14	9	5	0		0		
19C	Hunting/Trapping		27	15	12	0		0		
19D	Hunting/Trapping		8	7	1	0		0		
19	**TOTAL UNIT**		54	34	18	2		0		
Unit 20										
20A	Hunting/Trapping		15	10	5	0		0		
20B	Hunting/Trapping		8	3	5	0		0		
20C	Hunting/Trapping		16	12	4	0		0		
20D	Hunting/Trapping		12	9	3	0		0		
20E	Hunting/Trapping		9	5	4	0		0		
20F	Hunting/Trapping		2	0	2	0		0		
20	**TOTAL UNIT**		62	39	23	0		0		
Unit 21										
21A	Hunting/Trapping		9	4	2	3		0		
21B	Hunting/Trapping		4	2	2	0		0		
21C	Hunting/Trapping		0	0	0	0		0		
21D	Hunting/Trapping		8	7	1	0		0		
21E	Hunting/Trapping		8	3	3	2		0		
21	**TOTAL UNIT**		29	16	8	5		0		
Unit 22										
22A	Hunting/Trapping		10	5	4	1		0		
22B	Hunting/Trapping		9	7	2	0		0		
22C	Hunting/Trapping		7	5	2	0		0		
22D	Hunting/Trapping		3	2	1	0		0		
22	**TOTAL UNIT**		29	19	9	1		0		

1991-92 HARVEST INFORMATION BY SPECIES: WOLVERINE

GMU	TYPE	HUNT	TOTAL HARVEST	SEX MALE	SEX FEMALE	SEX UNKNOWN	DLP	UNREPORTED ILLEGAL	AVERAGE HORN LGTH./ ANTLER WIDTH	COMMENTS
Unit 23										
23	Hunting/Trapping		32	23	9	0		0		
23	**TOTAL UNIT**		32	23	9	0		0		
Unit 24										
24	Hunting/Trapping		30	21	8	1		0		
24	**TOTAL UNIT**		30	21	8	1		0		
Unit 25										
25A	Hunting/Trapping		25	17	8	0		0		
25B	Hunting/Trapping		19	11	8	0		0		
25C	Hunting/Trapping		2	1	1	0		0		
25D	Hunting/Trapping		7	4	2	1		0		
25	**TOTAL UNIT**		53	33	19	1		0		
Unit 26										
26A	Hunting/Trapping		2	1	0	1		n/a		
26B	Hunting/Trapping		2	1	0	1		0		
26C	Hunting/Trapping		1	1	0	0		0		
26	**TOTAL UNIT**		5	3	0	2		0		
	TOTAL STATEWIDE		591	357	181	53		0		

1991-92 HUNTER INFORMATION BY SPECIES: BEAVER

GMU	TYPE	HUNT TOTAL	SUCCESSFUL HUNTERS TOTAL	SUCCESSFUL HUNTERS UNIT RES	SUCCESSFUL HUNTERS OTHER STATE RES	SUCCESSFUL HUNTERS NON-RES	SUCCESSFUL HUNTERS UNKN. RES	UNSUCCESSFUL HUNTERS TOTAL	UNSUCCESSFUL HUNTERS UNIT RES	UNSUCCESSFUL HUNTERS OTHER STATE RES	UNSUCCESSFUL HUNTERS NON-RES	UNSUCCESSFUL HUNTERS UNKN. RES	PERCENT SUCCESSFUL TOTAL	PERCENT SUCCESSFUL UNIT RES	PERCENT SUCCESSFUL OTHER STATE RES	PERCENT SUCCESSFUL NON-RES	PERCENT SUCCESSFUL UNKN. RES	TOTAL DAYS	AVG. EFFORT
Unit 01																			
01A	Trapping	10	9	1	0	0	n/a	n/a	n/a	n/a	n/a	n/a	n/a	n/a	0.00	0.00	n/a	n/a	
01B	Trapping	0	0	0	0	0	n/a	n/a	n/a	n/a	n/a	0.00	0.00	0.00	0.00	0.00	n/a	n/a	
01C	Trapping	4	3	1	0	0	n/a	n/a	n/a	n/a	n/a	n/a	n/a	n/a	0.00	0.00	n/a	n/a	
01	**TOTAL UNIT**	14	12	2	0	0	n/a	n/a	n/a	n/a	n/a								
Unit 02																			
02	Trapping	18	14	4	0	0	n/a	n/a	n/a	n/a	n/a	n/a	n/a	n/a	0.00	0.00	n/a	n/a	
02	**TOTAL UNIT**	18	14	4	0	0	n/a	n/a	n/a	n/a	n/a								
Unit 04																			
04	Trapping	2	0	2	0	0	n/a	n/a	n/a	n/a	n/a	n/a	0.00	n/a	0.00	0.00	n/a	n/a	
04	**TOTAL UNIT**	2	0	2	0	0	n/a	n/a	n/a	n/a	n/a								
Unit 05																			
05A	Trapping	2	1	1	0	0	n/a	n/a	n/a	n/a	n/a	n/a	n/a	n/a	0.00	0.00	n/a	n/a	
05B	Trapping	0	0	0	0	0	n/a	n/a	n/a	n/a	n/a	0.00	0.00	0.00	0.00	0.00	n/a	n/a	
05	**TOTAL UNIT**	2	1	1	0	0	n/a	n/a	n/a	n/a	n/a								
Unit 06																			
06A	Trapping	0	0	0	0	0	n/a	n/a	n/a	n/a	n/a	0.00	0.00	0.00	0.00	0.00	n/a	n/a	
06B	Trapping	0	0	0	0	0	n/a	n/a	n/a	n/a	n/a	0.00	0.00	0.00	0.00	0.00	n/a	n/a	
06C	Trapping	n/a	n/a	n/a	n/a	n/a	n/a	n/a	n/a	n/a	n/a	n/a	n/a	n/a	n/a	n/a	n/a	n/a	
06D	Trapping	n/a	n/a	n/a	n/a	n/a	n/a	n/a	n/a	n/a	n/a	n/a	n/a	n/a	n/a	n/a	n/a	n/a	
06	**TOTAL UNIT**	n/a	n/a	n/a	n/a	n/a	n/a	n/a	n/a	n/a	n/a								
Unit 09																			
09A	Trapping	0	0	0	0	0	n/a	n/a	n/a	n/a	n/a	0.00	0.00	0.00	0.00	0.00	n/a	n/a	
09B	Trapping	n/a	n/a	n/a	n/a	n/a	n/a	n/a	n/a	n/a	n/a	n/a	n/a	n/a	n/a	n/a	n/a	n/a	
09C	Trapping	n/a	n/a	n/a	n/a	n/a	n/a	n/a	n/a	n/a	n/a	n/a	n/a	n/a	n/a	n/a	n/a	n/a	
09D	Trapping	0	0	0	0	0	n/a	n/a	n/a	n/a	n/a	0.00	0.00	0.00	0.00	0.00	n/a	n/a	
09E	Trapping	n/a	n/a	n/a	n/a	n/a	n/a	n/a	n/a	n/a	n/a	n/a	n/a	n/a	n/a	n/a	n/a	n/a	
09	**TOTAL UNIT**	n/a	n/a	n/a	n/a	n/a	n/a	n/a	n/a	n/a	n/a								
Unit 23																			
23	Trapping	2	2	0	0	0	n/a	n/a	n/a	n/a	n/a	n/a	n/a	0.00	0.00	0.00	n/a	n/a	
23	**TOTAL UNIT**	2	2	0	0	0	n/a	n/a	n/a	n/a	n/a								
TOTAL STATEWIDE		38	29	9	n/a	n/a	n/a	n/a	n/a	n/a	n/a								

DATA IS PRESENTED ONLY FOR UNITS WHERE HUNTER INFORMATION IS AVAILABLE

1991-92 HUNTER INFORMATION BY SPECIES: BISON

GMU	TYPE	HUNT	SUCCESSFUL HUNTERS TOTAL	UNIT RES	OTHER STATE RES	NON-RES	UNKN. RES	UNSUCCESSFUL HUNTERS TOTAL	UNIT RES	OTHER STATE RES	NON-RES	UNKN. RES	PERCENT SUCCESSFUL TOTAL	UNIT RES	OTHER STATE RES	NON-RES	UNKN. RES	TOTAL DAYS	AVG. EFFORT
Unit 19																			
19C	Drawing	0451	15	1	13	1	0	16	2	13	1	0	48.39	33.33	50.00	50.00	0.00	151	4.87
19C	Drawing	0452	21	1	20	0	0	11	0	10	1	0	65.63	100.00	66.67	0.00	0.00	118	3.69
19C	**TOTAL SUBUNIT**		36	2	33	1	0	27	2	23	2	0							
19	**TOTAL UNIT**		36	2	33	1	0	27	2	23	2	0							
Unit 20																			
20D	Drawing	0403	68	2	66	0	0	2	0	2	0	0	97.14	100.00	97.06	0.00	0.00	262	3.74
20D	Drawing	0404	25	1	23	1	0	5	2	3	0	0	83.33	33.33	88.46	100.00	0.00	148	4.93
20D	**TOTAL SUBUNIT**		93	3	89	1	0	7	2	5	0	0							
20	**TOTAL UNIT**		93	3	89	1	0	7	2	5	0	0							
TOTAL STATEWIDE			129	5	122	2	0	34	4	28	2	0							

1991-92 HUNTER INFORMATION BY SPECIES: BLACK BEAR

			SUCCESSFUL HUNTERS				UNSUCCESSFUL HUNTERS					PERCENT SUCCESSFUL						
GMU	TYPE	HUNT TOTAL	UNIT RES	OTHER STATE RES	NON-RES	UNKN. RES	TOTAL	UNIT RES	OTHER STATE RES	NON-RES	UNKN. RES	TOTAL	UNIT RES	OTHER STATE RES	NON-RES	UNKN. RES	TOTAL DAYS	AVG. EFFORT
Unit 01																		
01A	General Season	56	30	8	18	0	n/a	n/a	n/a	n/a	n/a	n/a	n/a	n/a	n/a	0.00	n/a	n/a
01B	General Season	15	0	11	4	0	n/a	n/a	n/a	n/a	n/a	n/a	0.00	n/a	n/a	0.00	n/a	n/a
01C	General Season	111	63	27	21	0	n/a	n/a	n/a	n/a	n/a	n/a	n/a	n/a	n/a	0.00	n/a	n/a
01D	General Season	29	23	1	5	0	n/a	n/a	n/a	n/a	n/a	n/a	n/a	n/a	n/a	0.00	n/a	n/a
01	**TOTAL UNIT**	211	116	47	48	0	n/a	n/a	n/a	n/a	n/a							
Unit 02																		
02	General Season	214	35	73	104	2	n/a	n/a	n/a	n/a	n/a	n/a	n/a	n/a	n/a	n/a	n/a	n/a
02	**TOTAL UNIT**	214	35	73	104	2	n/a	n/a	n/a	n/a	n/a							
Unit 03																		
03	General Season	159	33	29	97	0	n/a	n/a	n/a	n/a	n/a	n/a	n/a	n/a	n/a	0.00	n/a	n/a
03	**TOTAL UNIT**	159	33	29	97	0	n/a	n/a	n/a	n/a	n/a							
Unit 05																		
05A	General Season	33	2	7	22	2	n/a	n/a	n/a	n/a	n/a	n/a	n/a	n/a	n/a	n/a	n/a	n/a
05B	General Season	0	0	0	0	0	n/a	n/a	n/a	n/a	n/a	0.00	0.00	0.00	0.00	0.00	n/a	n/a
05	**TOTAL UNIT**	33	2	7	22	2	n/a	n/a	n/a	n/a	n/a							
Unit 06																		
06A	General Season	29	0	9	20	0	n/a	n/a	n/a	n/a	n/a	n/a	0.00	n/a	n/a	0.00	n/a	n/a
06B	General Season	7	3	1	3	0	n/a	n/a	n/a	n/a	n/a	n/a	n/a	n/a	n/a	0.00	n/a	n/a
06C	General Season	17	13	2	2	0	n/a	n/a	n/a	n/a	n/a	n/a	n/a	n/a	n/a	0.00	n/a	n/a
06D	General Season	185	16	134	34	1	n/a	n/a	n/a	n/a	n/a	n/a	n/a	n/a	n/a	n/a	n/a	n/a
06	**TOTAL UNIT**	238	32	146	59	1	n/a	n/a	n/a	n/a	n/a							
Unit 07																		
07	General Season	126	26	92	8	0	n/a	n/a	n/a	n/a	n/a	n/a	n/a	n/a	n/a	0.00	n/a	n/a
07	**TOTAL UNIT**	126	26	92	8	0	n/a	n/a	n/a	n/a	n/a							
Unit 11																		
11	General Season	14	0	8	6	0	n/a	n/a	n/a	n/a	n/a	n/a	0.00	n/a	n/a	0.00	n/a	n/a
11	**TOTAL UNIT**	14	0	8	6	0	n/a	n/a	n/a	n/a	n/a							
Unit 12																		
12	General Season	18	10	8	0	0	n/a	n/a	n/a	n/a	n/a	n/a	n/a	n/a	0.00	0.00	n/a	n/a
12	**TOTAL UNIT**	18	10	8	0	0	n/a	n/a	n/a	n/a	n/a							

1991-92 HUNTER INFORMATION BY SPECIES: BLACK BEAR

GMU	TYPE	HUNT TOTAL	SUCCESSFUL HUNTERS UNIT RES	SUCCESSFUL HUNTERS OTHER STATE RES	SUCCESSFUL HUNTERS NON-RES	SUCCESSFUL HUNTERS UNKN. RES	UNSUCCESSFUL HUNTERS TOTAL	UNSUCCESSFUL HUNTERS UNIT RES	UNSUCCESSFUL HUNTERS OTHER STATE RES	UNSUCCESSFUL HUNTERS NON-RES	UNSUCCESSFUL HUNTERS UNKN. RES	PERCENT SUCCESSFUL TOTAL	PERCENT SUCCESSFUL UNIT RES	PERCENT SUCCESSFUL OTHER STATE RES	PERCENT SUCCESSFUL NON-RES	PERCENT SUCCESSFUL UNKN. RES	TOTAL DAYS	AVG. EFFORT
Unit 13																		
13A	General Season	4	0	4	0	0	n/a	n/a	n/a	n/a	n/a	n/a	0.00	n/a	0.00	0.00	n/a	n/a
13B	General Season	4	2	2	0	0	n/a	n/a	n/a	n/a	n/a	n/a	n/a	n/a	0.00	0.00	n/a	n/a
13C	General Season	7	4	3	0	0	n/a	n/a	n/a	n/a	n/a	n/a	n/a	n/a	0.00	0.00	n/a	n/a
13D	General Season	32	3	20	9	0	n/a	n/a	n/a	n/a	n/a	n/a	n/a	n/a	n/a	0.00	n/a	n/a
13E	General Season	22	1	17	4	0	n/a	n/a	n/a	n/a	n/a	n/a	n/a	n/a	n/a	0.00	n/a	n/a
13	**TOTAL UNIT**	69	10	46	13	0	n/a	n/a	n/a	n/a	n/a							
Unit 14																		
14A	General Season	53	49	2	2	0	n/a	n/a	n/a	n/a	n/a	n/a	n/a	n/a	n/a	0.00	n/a	n/a
14B	General Season	14	14	0	0	0	n/a	n/a	n/a	n/a	n/a	n/a	n/a	0.00	0.00	0.00	n/a	n/a
14C	General Season	23	23	0	0	0	n/a	n/a	n/a	n/a	n/a	n/a	n/a	0.00	0.00	0.00	n/a	n/a
14	**TOTAL UNIT**	90	86	2	2	0	n/a	n/a	n/a	n/a	n/a							
Unit 15																		
15A	General Season	32	23	6	3	0	n/a	n/a	n/a	n/a	n/a	n/a	n/a	n/a	n/a	0.00	n/a	n/a
15B	General Season	25	13	10	2	0	n/a	n/a	n/a	n/a	n/a	n/a	n/a	n/a	n/a	0.00	n/a	n/a
15C	General Season	102	56	37	9	0	n/a	n/a	n/a	n/a	n/a	n/a	n/a	n/a	n/a	0.00	n/a	n/a
15	**TOTAL UNIT**	159	92	53	14	0	n/a	n/a	n/a	n/a	n/a							
Unit 16																		
16A	General Season	41	0	37	3	1	n/a	n/a	n/a	n/a	n/a	n/a	0.00	n/a	n/a	n/a	n/a	n/a
16B	General Season	109	0	77	32	0	n/a	n/a	n/a	n/a	n/a	n/a	0.00	n/a	n/a	0.00	n/a	n/a
16	**TOTAL UNIT**	150	0	114	35	1	n/a	n/a	n/a	n/a	n/a							
Unit 17																		
17B	General Season	2	0	2	0	0	n/a	n/a	n/a	n/a	n/a	n/a	0.00	n/a	0.00	0.00	n/a	n/a
17C	General Season	n/a	n/a	n/a	n/a	n/a	n/a	n/a	n/a	n/a	n/a	n/a	n/a	n/a	n/a	n/a	n/a	n/a
17	**TOTAL UNIT**	2	n/a	2	n/a	n/a	n/a	n/a	n/a	n/a	n/a							
Unit 18																		
18	General Season	0	0	0	0	0	n/a	n/a	n/a	n/a	n/a	0.00	0.00	0.00	0.00	0.00	n/a	n/a
18	**TOTAL UNIT**	0	0	0	0	0	n/a	n/a	n/a	n/a	n/a							
Unit 19																		
19A	General Season	n/a	n/a	n/a	n/a	n/a	n/a	n/a	n/a	n/a	n/a	n/a	n/a	n/a	n/a	n/a	n/a	n/a
19B	General Season	6	0	2	4	0	n/a	n/a	n/a	n/a	n/a	n/a	0.00	n/a	n/a	0.00	n/a	n/a
19C	General Season	3	0	1	2	0	n/a	n/a	n/a	n/a	n/a	n/a	0.00	n/a	n/a	0.00	n/a	n/a
19D	General Season	2	0	2	0	0	n/a	n/a	n/a	n/a	n/a	n/a	0.00	n/a	0.00	0.00	n/a	n/a
19	**TOTAL UNIT**	11	0	5	6	0	n/a	n/a	n/a	n/a	n/a							

1991-92 HUNTER INFORMATION BY SPECIES: BLACK BEAR

GMU	TYPE	SUCCESSFUL HUNTERS HUNT TOTAL	UNIT RES	OTHER STATE RES	NON-RES	UNKN. RES	UNSUCCESSFUL HUNTERS TOTAL	UNIT RES	OTHER STATE RES	NON-RES	UNKN. RES	PERCENT SUCCESSFUL TOTAL	UNIT RES	OTHER STATE RES	NON-RES	UNKN. RES	TOTAL DAYS	AVG. EFFORT
Unit 20																		
20A	General Season	33	25	4	4	0	n/a	n/a	n/a	n/a	n/a	n/a	n/a	n/a	n/a	0.00	n/a	n/a
20B	General Season	101	74	23	4	0	n/a	n/a	n/a	n/a	n/a	n/a	n/a	n/a	n/a	0.00	n/a	n/a
20C	General Season	19	16	3	0	0	n/a	n/a	n/a	n/a	n/a	n/a	n/a	n/a	0.00	0.00	n/a	n/a
20D	General Season	10	8	1	1	0	n/a	n/a	n/a	n/a	n/a	n/a	n/a	n/a	n/a	0.00	n/a	n/a
20E	General Season	7	3	4	0	0	n/a	n/a	n/a	n/a	n/a	n/a	n/a	n/a	0.00	0.00	n/a	n/a
20F	General Season	22	18	0	4	0	n/a	n/a	n/a	n/a	n/a	n/a	n/a	0.00	n/a	0.00	n/a	n/a
20Z	General Season	1	0	1	0	0	n/a	n/a	n/a	n/a	n/a	n/a	0.00	n/a	0.00	0.00	n/a	n/a
20	**TOTAL UNIT**	193	144	36	13	0	n/a	n/a	n/a	n/a	n/a							
Unit 21																		
21A	General Season	n/a	n/a	n/a	n/a	n/a	n/a	n/a	n/a	n/a	n/a	n/a	n/a	n/a	n/a	n/a	n/a	n/a
21B	General Season	4	0	4	0	0	n/a	n/a	n/a	n/a	n/a	n/a	0.00	n/a	0.00	0.00	n/a	n/a
21C	General Season	0	0	0	0	0	n/a	n/a	n/a	n/a	n/a	0.00	0.00	0.00	0.00	0.00	n/a	n/a
21D	General Season	1	0	1	0	0	n/a	n/a	n/a	n/a	n/a	n/a	0.00	n/a	0.00	0.00	n/a	n/a
21E	General Season	n/a	n/a	n/a	n/a	n/a	n/a	n/a	n/a	n/a	n/a	n/a	n/a	n/a	n/a	n/a	n/a	n/a
21	**TOTAL UNIT**	5	n/a	5	n/a	n/a	n/a	n/a	n/a	n/a	n/a							
Unit 22																		
22A	General Season	0	0	0	0	0	n/a	n/a	n/a	n/a	n/a	0.00	0.00	0.00	0.00	0.00	n/a	n/a
22B	General Season	0	0	0	0	0	n/a	n/a	n/a	n/a	n/a	0.00	0.00	0.00	0.00	0.00	n/a	n/a
22C	General Season	0	0	0	0	0	n/a	n/a	n/a	n/a	n/a	0.00	0.00	0.00	0.00	0.00	n/a	n/a
22D	General Season	0	0	0	0	0	n/a	n/a	n/a	n/a	n/a	0.00	0.00	0.00	0.00	0.00	n/a	n/a
22E	General Season	0	0	0	0	0	n/a	n/a	n/a	n/a	n/a	0.00	0.00	0.00	0.00	0.00	n/a	n/a
22	**TOTAL UNIT**	0	0	0	0	0	n/a	n/a	n/a	n/a	n/a							
Unit 23																		
23	General Season	n/a	n/a	n/a	n/a	n/a	n/a	n/a	n/a	n/a	n/a	n/a	n/a	n/a	n/a	n/a	n/a	n/a
23	**TOTAL UNIT**	n/a	n/a	n/a	n/a	n/a	n/a	n/a	n/a	n/a	n/a							
Unit 24																		
24	General Season	1	0	1	0	0	n/a	n/a	n/a	n/a	n/a	n/a	0.00	n/a	0.00	0.00	n/a	n/a
24	**TOTAL UNIT**	1	0	1	0	0	n/a	n/a	n/a	n/a	n/a							
Unit 25																		
25A	General Season	1	0	1	0	0	n/a	n/a	n/a	n/a	n/a	n/a	0.00	n/a	0.00	0.00	n/a	n/a
25B	General Season	0	0	0	0	0	n/a	n/a	n/a	n/a	n/a	0.00	0.00	0.00	0.00	0.00	n/a	n/a
25C	General Season	3	0	3	0	0	n/a	n/a	n/a	n/a	n/a	n/a	0.00	n/a	0.00	0.00	n/a	n/a
25D	General Season	1	0	1	0	0	n/a	n/a	n/a	n/a	n/a	n/a	0.00	n/a	0.00	0.00	n/a	n/a
25	**TOTAL UNIT**	5	0	5	0	0	n/a	n/a	n/a	n/a	n/a							

1991-92 HUNTER INFORMATION BY SPECIES: BLACK BEAR

GMU	TYPE	HUNT TOTAL	SUCCESSFUL HUNTERS					UNSUCCESSFUL HUNTERS					PERCENT SUCCESSFUL						
			TOTAL	UNIT RES	OTHER STATE RES	NON-RES	UNKN. RES	TOTAL	UNIT RES	OTHER STATE RES	NON-RES	UNKN. RES	TOTAL	UNIT RES	OTHER STATE RES	NON-RES	UNKN. RES	TOTAL DAYS	AVG. EFFORT
Unit 26																			
26A	General Season	0	0	0	0	0	0	n/a	n/a	n/a	n/a	n/a	0.00	0.00	0.00	0.00	0.00	n/a	n/a
26B	General Season	0	0	0	0	0	0	n/a	n/a	n/a	n/a	n/a	0.00	0.00	0.00	0.00	0.00	n/a	n/a
26C	General Season	0	0	0	0	0	0	n/a	n/a	n/a	n/a	n/a	0.00	0.00	0.00	0.00	0.00	n/a	n/a
26	**TOTAL UNIT**	0	0	0	0	0	0	n/a	n/a	n/a	n/a	n/a							
TOTAL STATEWIDE		1698	586	679	427	6		n/a	n/a	n/a	n/a	n/a							

DATA IS PRESENTED ONLY FOR UNITS WHERE HUNTER INFORMATION IS AVAILABLE

1991-92 HUNTER INFORMATION BY SPECIES: BROWN BEAR

			SUCCESSFUL HUNTERS					UNSUCCESSFUL HUNTERS					PERCENT SUCCESSFUL						
GMU	TYPE	HUNT	TOTAL	UNIT RES	OTHER STATE RES	NON-RES	UNKN. RES	TOTAL	UNIT RES	OTHER STATE RES	NON-RES	UNKN. RES	TOTAL	UNIT RES	OTHER STATE RES	NON-RES	UNKN. RES	TOTAL DAYS	AVG. EFFORT
Unit 01																			
01A	Registration	0272F	1	1	0	0	0	19	19	0	0	0	5.00	5.00	0.00	0.00	0.00	85	4.25
01A	Registration	0272S	3	3	0	0	0	19	14	5	0	0	13.64	17.65	0.00	0.00	0.00	76	3.45
01A	**TOTAL HUNT**	0272	4	4	0	0	0	38	33	5	0	0							
01A	**TOTAL SUBUNIT**		4	4	0	0	0	38	33	5	0	0							
01B	Registration	0272F	2	0	2	0	0	23	3	19	1	0	8.00	0.00	9.52	0.00	0.00	76	3.04
01B	Registration	0272S	4	0	3	1	0	10	0	7	3	0	28.57	0.00	30.00	25.00	0.00	39	2.79
01B	**TOTAL HUNT**	0272	6	0	5	1	0	33	3	26	4	0							
01B	**TOTAL SUBUNIT**		6	0	5	1	0	33	3	26	4	0							
01C	Registration	0272F	2	0	0	2	0	13	10	1	2	0	13.33	0.00	0.00	50.00	0.00	98	6.53
01C	Registration	0272S	3	3	0	0	0	9	7	2	0	0	25.00	30.00	0.00	0.00	0.00	47	3.92
01C	**TOTAL HUNT**	0272	5	3	0	2	0	22	17	3	2	0							
01C	**TOTAL SUBUNIT**		5	3	0	2	0	22	17	3	2	0							
01D	Registration	0272F	6	4	1	1	0	31	14	9	8	0	16.22	22.22	10.00	11.11	0.00	261	7.05
01D	Registration	0272S	4	2	0	2	0	19	11	4	4	0	17.39	15.38	0.00	33.33	0.00	174	7.57
01D	**TOTAL HUNT**	0272	10	6	1	3	0	50	25	13	12	0							
01D	**TOTAL SUBUNIT**		10	6	1	3	0	50	25	13	12	0							
01	**TOTAL UNIT**		25	13	6	6	0	143	78	47	18	0							
Unit 04																			
04	Registration	0277S	6	0	2	4	0	29	5	14	10	0	17.14	0.00	12.50	28.57	0.00	172	4.91
04	Registration	0278F	8	7	1	0	0	28	16	9	3	0	22.22	30.43	10.00	0.00	0.00	121	3.36
04	Registration	0278S	13	3	0	10	0	34	15	5	14	0	27.66	16.67	0.00	41.67	0.00	202	4.30
04	**TOTAL HUNT**	0278	21	10	1	10	0	62	31	14	17	0							
04	Registration	0279F	33	6	6	21	0	65	7	38	20	0	33.67	46.15	13.64	51.22	0.00	535	5.46
04	Registration	0279S	64	6	22	36	0	104	19	58	27	0	38.10	24.00	27.50	57.14	0.00	866	5.15
04	**TOTAL HUNT**	0279	97	12	28	57	0	169	26	96	47	0							
04	**TOTAL UNIT**		124	22	31	71	0	260	62	124	74	0							
Unit 05																			
05A	General Season		36	3	3	29	1	n/a	n/a	n/a	n/a	n/a	n/a	n/a	n/a	n/a	n/a	n/a	n/a
05B	General Season		5	0	0	5	0	n/a	n/a	n/a	n/a	n/a	n/a	0.00	0.00	n/a	0.00	n/a	n/a
05	**TOTAL UNIT**		41	3	3	34	1	n/a	n/a	n/a	n/a	n/a							
Unit 06																			
06A	General Season		10	0	1	9	0	n/a	n/a	n/a	n/a	n/a	n/a	0.00	n/a	n/a	0.00	n/a	n/a
06B	General Season		8	2	1	5	0	n/a	n/a	n/a	n/a	n/a	n/a	n/a	n/a	n/a	0.00	n/a	n/a
06C	General Season		6	3	2	1	0	n/a	n/a	n/a	n/a	n/a	n/a	n/a	n/a	n/a	0.00	n/a	n/a
06D	General Season		24	3	12	9	0	n/a	n/a	n/a	n/a	n/a	n/a	n/a	n/a	n/a	0.00	n/a	n/a
06	**TOTAL UNIT**		48	8	16	24	0	n/a	n/a	n/a	n/a	n/a							

1991-92 HUNTER INFORMATION BY SPECIES: BROWN BEAR

GMU	TYPE	HUNT	SUCCESSFUL HUNTERS TOTAL	UNIT RES	OTHER STATE RES	NON-RES	UNKN. RES	UNSUCCESSFUL HUNTERS TOTAL	UNIT RES	OTHER STATE RES	NON-RES	UNKN. RES	PERCENT SUCCESSFUL TOTAL	UNIT RES	OTHER STATE RES	NON-RES	UNKN. RES	TOTAL DAYS	AVG. EFFORT
Unit 07																			
07	General Season		1	1	0	0	0	n/a	n/a	n/a	n/a	n/a	n/a	n/a	0.00	0.00	0.00	n/a	n/a
07	**TOTAL UNIT**		1	1	0	0	0	n/a	n/a	n/a	n/a	n/a							
Unit 08																			
08	Drawing	0201	0	0	0	0	0	1	0	1	0	0	0.00	0.00	0.00	0.00	0.00	9	9.00
08	Registration	0201	0	0	0	0	0	0	0	0	0	0	0.00	0.00	0.00	0.00	0.00	0	n/a
08	**TOTAL HUNT**	0201	0	0	0	0	0	1	0	1	0	0							
08	Drawing	0202	0	0	0	0	0	1	1	0	0	0	0.00	0.00	0.00	0.00	0.00	8	8.00
08	Registration	0202	0	0	0	0	0	1	0	0	1	0	0.00	0.00	0.00	0.00	0.00	6	6.00
08	**TOTAL HUNT**	0202	0	0	0	0	0	2	1	0	1	0							
08	Drawing	0203	1	0	1	0	0	2	0	2	0	0	33.33	0.00	33.33	0.00	0.00	13	4.33
08	Registration	0203	0	0	0	0	0	2	0	0	2	0	0.00	0.00	0.00	0.00	0.00	27	13.50
08	**TOTAL HUNT**	0203	1	0	1	0	0	4	0	2	2	0							
08	Drawing	0204	2	0	2	0	0	0	0	0	0	0	100.00	0.00	100.00	0.00	0.00	19	9.50
08	Registration	0204	0	0	0	0	0	2	0	0	2	0	0.00	0.00	0.00	0.00	0.00	13	6.50
08	**TOTAL HUNT**	0204	2	0	2	0	0	2	0	0	2	0							
08	Drawing	0205	0	0	0	0	0	2	0	2	0	0	0.00	0.00	0.00	0.00	0.00	11	5.50
08	Registration	0205	0	0	0	0	0	0	0	0	0	0	0.00	0.00	0.00	0.00	0.00	0	n/a
08	**TOTAL HUNT**	0205	0	0	0	0	0	2	0	2	0	0							
08	Drawing	0206	0	0	0	0	0	2	0	2	0	0	0.00	0.00	0.00	0.00	0.00	18	9.00
08	Registration	0206	2	0	0	2	0	0	0	0	0	0	100.00	0.00	0.00	100.00	0.00	5	2.50
08	**TOTAL HUNT**	0206	2	0	0	2	0	2	0	2	0	0							
08	Drawing	0207	1	0	1	0	0	1	0	1	0	0	50.00	0.00	50.00	0.00	0.00	9	4.50
08	Registration	0207	0	0	0	0	0	1	0	0	1	0	0.00	0.00	0.00	0.00	0.00	5	5.00
08	**TOTAL HUNT**	0207	1	0	1	0	0	2	0	1	1	0							
08	Drawing	0208	1	0	1	0	0	2	0	2	0	0	33.33	0.00	33.33	0.00	0.00	22	7.33
08	Registration	0208	2	0	0	0	2	0	0	0	0	0	100.00	0.00	0.00	0.00	100.00	13	6.50
08	**TOTAL HUNT**	0208	3	0	1	0	2	2	0	2	0	0							
08	Drawing	0209	0	0	0	0	0	0	0	0	0	0	0.00	0.00	0.00	0.00	0.00	0	n/a
08	Registration	0209	1	0	0	1	0	0	0	0	0	0	100.00	0.00	0.00	100.00	0.00	11	11.00
08	**TOTAL HUNT**	0209	1	0	0	1	0	0	0	0	0	0							
08	Drawing	0210	2	1	0	1	0	0	0	0	0	0	100.00	100.00	0.00	100.00	0.00	3	1.50
08	Registration	0210	1	0	0	1	0	1	0	0	1	0	50.00	0.00	0.00	50.00	0.00	29	14.50
08	**TOTAL HUNT**	0210	3	1	0	2	0	1	0	0	1	0							
08	Drawing	0211	2	0	2	0	0	1	1	0	0	0	66.67	0.00	100.00	0.00	0.00	10	3.33
08	Registration	0211	2	0	0	2	0	0	0	0	0	0	100.00	0.00	0.00	100.00	0.00	4	2.00
08	**TOTAL HUNT**	0211	4	0	2	2	0	1	1	0	0	0							
08	Drawing	0212	0	0	0	0	0	1	0	1	0	0	0.00	0.00	0.00	0.00	0.00	7	7.00
08	Registration	0212	0	0	0	0	0	0	0	0	0	0	0.00	0.00	0.00	0.00	0.00	0	n/a
08	**TOTAL HUNT**	0212	0	0	0	0	0	1	0	1	0	0							
08	Drawing	0213	1	1	0	0	0	1	1	0	0	0	50.00	50.00	0.00	0.00	0.00	26	13.00

1991-92 HUNTER INFORMATION BY SPECIES: BROWN BEAR

			SUCCESSFUL HUNTERS					UNSUCCESSFUL HUNTERS					PERCENT SUCCESSFUL						
GMU	TYPE	HUNT	TOTAL	UNIT RES	OTHER STATE RES	NON-RES	UNKN. RES	TOTAL	UNIT RES	OTHER STATE RES	NON-RES	UNKN. RES	TOTAL	UNIT RES	OTHER STATE RES	NON-RES	UNKN. RES	TOTAL DAYS	AVG. EFFORT
Unit 08																			
08	Registration	0213	2	0	0	2	0	0	0	0	0	0	100.00	0.00	0.00	100.00	0.00	23	11.50
08	**TOTAL HUNT**	0213	3	1	0	2	0	1	1	0	0	0							
08	Drawing	0214	2	0	2	0	0	1	0	1	0	0	66.67	0.00	66.67	0.00	0.00	14	4.67
08	Registration	0214	0	0	0	0	0	2	0	0	2	0	0.00	0.00	0.00	0.00	0.00	66	33.00
08	**TOTAL HUNT**	0214	2	0	2	0	0	3	0	1	2	0							
08	Drawing	0215	1	0	1	0	0	1	0	1	0	0	50.00	0.00	50.00	0.00	0.00	19	9.50
08	Registration	0215	0	0	0	0	0	1	0	0	1	0	0.00	0.00	0.00	0.00	0.00	13	13.00
08	**TOTAL HUNT**	0215	1	0	1	0	0	2	0	1	1	0							
08	Drawing	0216	2	2	0	0	0	0	0	0	0	0	100.00	100.00	0.00	0.00	0.00	8	4.00
08	Registration	0216	0	0	0	0	0	2	0	0	2	0	0.00	0.00	0.00	0.00	0.00	20	10.00
08	**TOTAL HUNT**	0216	2	2	0	0	0	2	0	0	2	0							
08	Drawing	0217	1	0	1	0	0	1	0	1	0	0	50.00	0.00	50.00	0.00	0.00	6	3.00
08	Registration	0217	1	0	0	1	0	1	0	0	1	0	50.00	0.00	0.00	50.00	0.00	24	12.00
08	**TOTAL HUNT**	0217	2	0	1	1	0	2	0	1	1	0							
08	Drawing	0218	0	0	0	0	0	1	0	1	0	0	0.00	0.00	0.00	0.00	0.00	13	13.00
08	Registration	0218	1	0	0	1	0	0	0	0	0	0	100.00	0.00	0.00	100.00	0.00	9	9.00
08	**TOTAL HUNT**	0218	1	0	0	1	0	1	0	1	0	0							
08	Drawing	0219	0	0	0	0	0	2	0	2	0	0	0.00	0.00	0.00	0.00	0.00	21	10.50
08	Registration	0219	0	0	0	0	0	1	0	0	1	0	0.00	0.00	0.00	0.00	0.00	11	11.00
08	**TOTAL HUNT**	0219	0	0	0	0	0	3	0	2	1	0							
08	Drawing	0220	0	0	0	0	0	1	0	1	0	0	0.00	0.00	0.00	0.00	0.00	13	13.00
08	Registration	0220	0	0	0	0	0	1	0	0	1	0	0.00	0.00	0.00	0.00	0.00	12	12.00
08	**TOTAL HUNT**	0220	0	0	0	0	0	2	0	1	1	0							
08	Drawing	0221	0	0	0	0	0	2	0	2	0	0	0.00	0.00	0.00	0.00	0.00	19	9.50
08	Registration	0221	1	0	0	1	0	1	0	0	1	0	50.00	0.00	0.00	50.00	0.00	19	9.50
08	**TOTAL HUNT**	0221	1	0	0	1	0	3	0	2	1	0							
08	Drawing	0222	0	0	0	0	0	2	1	1	0	0	0.00	0.00	0.00	0.00	0.00	15	7.50
08	Registration	0222	1	0	0	1	0	1	0	0	1	0	50.00	0.00	0.00	50.00	0.00	24	12.00
08	**TOTAL HUNT**	0222	1	0	0	1	0	3	1	1	1	0							
08	Drawing	0223	1	0	1	0	0	1	0	1	0	0	50.00	0.00	50.00	0.00	0.00	10	5.00
08	Registration	0223	1	0	0	1	0	0	0	0	0	0	100.00	0.00	0.00	100.00	0.00	4	4.00
08	**TOTAL HUNT**	0223	2	0	1	1	0	1	0	1	0	0							
08	Drawing	0224	0	0	0	0	0	3	0	3	0	0	0.00	0.00	0.00	0.00	0.00	24	8.00
08	Registration	0224	0	0	0	0	0	2	0	0	2	0	0.00	0.00	0.00	0.00	0.00	26	13.00
08	**TOTAL HUNT**	0224	0	0	0	0	0	5	0	3	2	0							
08	Drawing	0225	0	0	0	0	0	0	0	0	0	0	0.00	0.00	0.00	0.00	0.00	0	n/a
08	Registration	0225	0	0	0	0	0	2	0	1	1	0	0.00	0.00	0.00	0.00	0.00	2	1.00
08	**TOTAL HUNT**	0225	0	0	0	0	0	2	0	1	1	0							
08	Drawing	0226	0	0	0	0	0	2	1	1	0	0	0.00	0.00	0.00	0.00	0.00	21	10.50
08	Registration	0226	0	0	0	0	0	2	0	0	2	0	0.00	0.00	0.00	0.00	0.00	22	11.00
08	**TOTAL HUNT**	0226	0	0	0	0	0	4	1	1	2	0							
08	Drawing	0227	0	0	0	0	0	4	0	4	0	0	0.00	0.00	0.00	0.00	0.00	24	6.00

1991-92 HUNTER INFORMATION BY SPECIES: BROWN BEAR

GMU	TYPE	HUNT	SUCCESSFUL HUNTERS TOTAL	UNIT RES	OTHER STATE RES	NON-RES	UNKN. RES	UNSUCCESSFUL HUNTERS TOTAL	UNIT RES	OTHER STATE RES	NON-RES	UNKN. RES	PERCENT SUCCESSFUL TOTAL	UNIT RES	OTHER STATE RES	NON-RES	UNKN. RES	TOTAL DAYS	AVG. EFFORT
Unit 08																			
08	Registration	0227	1	0	0	1	0	1	0	0	1	0	50.00	0.00	0.00	50.00	0.00	14	7.00
08	**TOTAL HUNT**	0227	1	0	0	1	0	5	0	4	1	0							
08	Drawing	0228	1	0	1	0	0	4	2	2	0	0	20.00	0.00	33.33	0.00	0.00	28	5.60
08	Registration	0228	0	0	0	0	0	0	0	0	0	0	0.00	0.00	0.00	0.00	0.00	0	n/a
08	**TOTAL HUNT**	0228	1	0	1	0	0	4	2	2	0	0							
08	Drawing	0229	3	0	3	0	0	9	1	7	1	0	25.00	0.00	30.00	0.00	0.00	113	9.42
08	Registration	0229	0	0	0	0	0	2	0	0	2	0	0.00	0.00	0.00	0.00	0.00	16	8.00
08	**TOTAL HUNT**	0229	3	0	3	0	0	11	1	7	3	0							
08	Drawing	0231	1	0	1	0	0	2	0	2	0	0	33.33	0.00	33.33	0.00	0.00	22	7.33
08	Registration	0231	1	0	0	1	0	0	0	0	0	0	100.00	0.00	0.00	100.00	0.00	1	1.00
08	**TOTAL HUNT**	0231	2	0	1	1	0	2	0	2	0	0							
08	Drawing	0232	2	0	2	0	0	1	1	0	0	0	66.67	0.00	100.00	0.00	0.00	30	10.00
08	Registration	0232	2	0	1	1	0	0	0	0	0	0	100.00	0.00	100.00	100.00	0.00	23	11.50
08	**TOTAL HUNT**	0232	4	0	3	1	0	1	1	0	0	0							
08	Drawing	0233	1	0	1	0	0	3	0	3	0	0	25.00	0.00	25.00	0.00	0.00	35	8.75
08	Registration	0233	1	0	1	0	0	1	0	0	1	0	50.00	0.00	100.00	0.00	0.00	23	11.50
08	**TOTAL HUNT**	0233	2	0	2	0	0	4	0	3	1	0							
08	Drawing	0234	2	0	2	0	0	0	0	0	0	0	100.00	0.00	100.00	0.00	0.00	21	10.50
08	Registration	0234	2	0	0	2	0	1	0	0	1	0	66.67	0.00	0.00	66.67	0.00	12	4.00
08	**TOTAL HUNT**	0234	4	0	2	2	0	1	0	0	1	0							
08	Drawing	0235	0	0	0	0	0	2	0	1	1	0	0.00	0.00	0.00	0.00	0.00	8	4.00
08	Registration	0235	3	0	0	3	0	0	0	0	0	0	100.00	0.00	0.00	100.00	0.00	3	1.00
08	**TOTAL HUNT**	0235	3	0	0	3	0	2	0	1	1	0							
08	Drawing	0236	0	0	0	0	0	3	0	3	0	0	0.00	0.00	0.00	0.00	0.00	33	11.00
08	Registration	0236	2	0	0	2	0	1	0	0	1	0	66.67	0.00	0.00	66.67	0.00	19	6.33
08	**TOTAL HUNT**	0236	2	0	0	2	0	4	0	3	1	0							
08	Drawing	0237	4	2	2	0	0	1	0	1	0	0	80.00	100.00	66.67	0.00	0.00	18	3.60
08	Registration	0237	4	0	0	4	0	0	0	0	0	0	100.00	0.00	0.00	100.00	0.00	37	9.25
08	**TOTAL HUNT**	0237	8	2	2	4	0	1	0	1	0	0							
08	Drawing	0238	1	0	1	0	0	3	0	3	0	0	25.00	0.00	25.00	0.00	0.00	25	6.25
08	Registration	0238	4	0	0	4	0	0	0	0	0	0	100.00	0.00	0.00	100.00	0.00	40	10.00
08	**TOTAL HUNT**	0238	5	0	1	4	0	3	0	3	0	0							
08	Drawing	0239	2	0	2	0	0	3	0	3	0	0	40.00	0.00	40.00	0.00	0.00	38	7.60
08	Registration	0239	2	0	0	2	0	1	0	0	1	0	66.67	0.00	0.00	66.67	0.00	31	10.33
08	**TOTAL HUNT**	0239	4	0	2	2	0	4	0	3	1	0							
08	Drawing	0240	1	1	0	0	0	2	1	1	0	0	33.33	50.00	0.00	0.00	0.00	13	4.33
08	Registration	0240	2	0	0	2	0	1	0	0	1	0	66.67	0.00	0.00	66.67	0.00	24	8.00
08	**TOTAL HUNT**	0240	3	1	0	2	0	3	1	1	1	0							
08	Drawing	0241	3	0	3	0	0	1	0	1	0	0	75.00	0.00	75.00	0.00	0.00	25	6.25
08	Registration	0241	3	0	0	3	0	0	0	0	0	0	100.00	0.00	0.00	100.00	0.00	37	12.33
08	**TOTAL HUNT**	0241	6	0	3	3	0	1	0	1	0	0							
08	Drawing	0242	2	0	2	0	0	2	0	2	0	0	50.00	0.00	50.00	0.00	0.00	20	5.00

1991-92 HUNTER INFORMATION BY SPECIES: BROWN BEAR

GMU	TYPE	HUNT	SUCCESSFUL HUNTERS TOTAL	UNIT RES	OTHER STATE RES	NON-RES	UNKN. RES	UNSUCCESSFUL HUNTERS TOTAL	UNIT RES	OTHER STATE RES	NON-RES	UNKN. RES	PERCENT SUCCESSFUL TOTAL	UNIT RES	OTHER STATE RES	NON-RES	UNKN. RES	TOTAL DAYS	AVG. EFFORT
Unit 08																			
08	Registration	0242	3	0	0	3	0	0	0	0	0	0	100.00	0.00	0.00	100.00	0.00	18	6.00
08	**TOTAL HUNT**	0242	5	0	2	3	0	2	0	2	0	0							
08	Drawing	0243	3	0	3	0	0	1	0	1	0	0	75.00	0.00	75.00	0.00	0.00	39	9.75
08	Registration	0243	3	0	0	3	0	0	0	0	0	0	100.00	0.00	0.00	100.00	0.00	27	9.00
08	**TOTAL HUNT**	0243	6	0	3	3	0	1	0	1	0	0							
08	Drawing	0244	0	0	0	0	0	1	0	1	0	0	0.00	0.00	0.00	0.00	0.00	10	10.00
08	Registration	0244	1	0	0	1	0	2	0	0	2	0	33.33	0.00	0.00	33.33	0.00	23	7.67
08	**TOTAL HUNT**	0244	1	0	0	1	0	3	0	1	2	0							
08	Drawing	0245	1	0	1	0	0	3	0	3	0	0	25.00	0.00	25.00	0.00	0.00	27	6.75
08	Registration	0245	2	0	0	2	0	0	0	0	0	0	100.00	0.00	0.00	100.00	0.00	20	10.00
08	**TOTAL HUNT**	0245	3	0	1	2	0	3	0	3	0	0							
08	Drawing	0246	3	0	3	0	0	3	0	3	0	0	50.00	0.00	50.00	0.00	0.00	27	4.50
08	Registration	0246	2	0	0	2	0	1	0	0	1	0	66.67	0.00	0.00	66.67	0.00	20	6.67
08	**TOTAL HUNT**	0246	5	0	3	2	0	4	0	3	1	0							
08	Drawing	0247	2	1	1	0	0	1	0	1	0	0	66.67	100.00	50.00	0.00	0.00	26	8.67
08	Registration	0247	2	0	0	2	0	1	0	0	1	0	66.67	0.00	0.00	66.67	0.00	29	9.67
08	**TOTAL HUNT**	0247	4	1	1	2	0	2	0	1	1	0							
08	Drawing	0248	1	0	1	0	0	5	0	5	0	0	16.67	0.00	16.67	0.00	0.00	68	11.33
08	Registration	0248	4	0	0	4	0	0	0	0	0	0	100.00	0.00	0.00	100.00	0.00	34	8.50
08	**TOTAL HUNT**	0248	5	0	1	4	0	5	0	5	0	0							
08	Drawing	0249	0	0	0	0	0	3	0	3	0	0	0.00	0.00	0.00	0.00	0.00	26	8.67
08	Registration	0249	2	0	0	2	0	1	0	0	1	0	66.67	0.00	0.00	66.67	0.00	17	5.67
08	**TOTAL HUNT**	0249	2	0	0	2	0	4	0	3	1	0							
08	Drawing	0250	0	0	0	0	0	1	0	1	0	0	0.00	0.00	0.00	0.00	0.00	11	11.00
08	Registration	0250	1	0	0	1	0	2	0	0	2	0	33.33	0.00	0.00	33.33	0.00	26	8.67
08	**TOTAL HUNT**	0250	1	0	0	1	0	3	0	1	2	0							
08	Drawing	0251	1	0	1	0	0	2	0	2	0	0	33.33	0.00	33.33	0.00	0.00	26	8.67
08	Registration	0251	1	0	0	1	0	1	0	0	1	0	50.00	0.00	0.00	50.00	0.00	5	2.50
08	**TOTAL HUNT**	0251	2	0	1	1	0	3	0	2	1	0							
08	Drawing	0252	0	0	0	0	0	2	0	2	0	0	0.00	0.00	0.00	0.00	0.00	16	8.00
08	Registration	0252	4	0	0	4	0	0	0	0	0	0	100.00	0.00	0.00	100.00	0.00	32	8.00
08	**TOTAL HUNT**	0252	4	0	0	4	0	2	0	2	0	0							
08	Drawing	0253	0	0	0	0	0	1	0	1	0	0	0.00	0.00	0.00	0.00	0.00	7	7.00
08	Registration	0253	2	0	0	1	1	0	0	0	0	0	100.00	0.00	0.00	100.00	100.00	20	10.00
08	**TOTAL HUNT**	0253	2	0	0	1	1	1	0	1	0	0							
08	Drawing	0254	3	0	3	0	0	1	0	1	0	0	75.00	0.00	75.00	0.00	0.00	29	7.25
08	Registration	0254	3	0	0	3	0	1	0	0	1	0	75.00	0.00	0.00	75.00	0.00	32	8.00
08	**TOTAL HUNT**	0254	6	0	3	3	0	2	0	1	1	0							
08	Drawing	0255	2	0	2	0	0	2	0	2	0	0	50.00	0.00	50.00	0.00	0.00	41	10.25
08	Registration	0255	3	0	1	2	0	1	0	1	0	0	75.00	0.00	50.00	100.00	0.00	30	7.50
08	**TOTAL HUNT**	0255	5	0	3	2	0	3	0	3	0	0							
08	Drawing	0256	0	0	0	0	0	2	0	2	0	0	0.00	0.00	0.00	0.00	0.00	9	4.50

1991-92 HUNTER INFORMATION BY SPECIES: BROWN BEAR

GMU	TYPE	HUNT	SUCCESSFUL HUNTERS TOTAL	UNIT RES	OTHER STATE RES	NON-RES	UNKN. RES	UNSUCCESSFUL HUNTERS TOTAL	UNIT RES	OTHER STATE RES	NON-RES	UNKN. RES	PERCENT SUCCESSFUL TOTAL	UNIT RES	OTHER STATE RES	NON-RES	UNKN. RES	TOTAL DAYS	AVG. EFFORT
Unit 08																			
08	Registration	0256	2	0	0	2	0	0	0	0	0	0	100.00	0.00	0.00	100.00	0.00	8	4.00
08	**TOTAL HUNT**	0256	2	0	0	2	0	2	0	2	0	0							
08	Drawing	0257	1	0	1	0	0	6	2	3	1	0	14.29	0.00	25.00	0.00	0.00	65	9.29
08	Registration	0257	1	0	0	1	0	2	0	0	2	0	33.33	0.00	0.00	33.33	0.00	34	11.33
08	**TOTAL HUNT**	0257	2	0	1	1	0	8	2	3	3	0							
08	Drawing	0258	0	0	0	0	0	7	2	5	0	0	0.00	0.00	0.00	0.00	0.00	52	7.43
08	Registration	0258	1	0	0	1	0	1	0	0	1	0	50.00	0.00	0.00	50.00	0.00	5	2.50
08	**TOTAL HUNT**	0258	1	0	0	1	0	8	2	5	1	0							
08	Drawing	0259	1	0	1	0	0	23	3	19	1	0	4.17	0.00	5.00	0.00	0.00	167	6.96
08	Registration	0259	6	0	0	5	1	4	0	0	4	0	60.00	0.00	0.00	55.56	100.00	86	8.60
08	**TOTAL HUNT**	0259	7	0	1	5	1	27	3	19	5	0							
08	Registration	0260F	5	4	0	0	1	62	47	14	1	0	7.46	7.84	0.00	0.00	100.00	400	5.97
08	Registration	0260S	8	2	3	3	0	52	28	16	7	1	13.33	6.67	15.79	30.00	0.00	275	4.58
08	**TOTAL HUNT**	0260	13	6	3	3	1	114	75	30	8	1							
08	**TOTAL UNIT**		156	14	55	82	5	297	92	146	58	1							
Unit 09																			
09A	General Season		43	0	12	31	0	n/a	n/a	n/a	n/a	n/a	n/a	0.00	n/a	n/a	0.00	n/a	n/a
09B	General Season		34	3	3	28	0	n/a	n/a	n/a	n/a	n/a	n/a	n/a	n/a	n/a	0.00	n/a	n/a
09C	General Season		19	1	2	16	0	n/a	n/a	n/a	n/a	n/a	n/a	n/a	n/a	n/a	0.00	n/a	n/a
09C	Registration	0261F	4	2	1	1	0	n/a	n/a	n/a	n/a	n/a	n/a	n/a	n/a	n/a	0.00	n/a	n/a
09C	Registration	0261S	1	0	1	0	0	6	2	3	1	0	14.29	0.00	25.00	0.00	0.00	n/a	n/a
09C	**TOTAL HUNT**	0261	5	2	2	1	0	6	2	3	1	0							
09C	**TOTAL SUBUNIT**		24	3	4	17	0	6	2	3	1	0							
09D	General Season		111	3	24	82	2	n/a	n/a	n/a	n/a	n/a	n/a	n/a	n/a	n/a	n/a	n/a	n/a
09D	Registration	0262F	2	0	2	0	0	n/a	n/a	n/a	n/a	n/a	n/a	0.00	n/a	0.00	n/a	n/a	n/a
09D	Registration	0262S	2	1	0	1	0	2	2	0	0	0	50.00	33.33	0.00	100.00	0.00	20	5.00
09D	**TOTAL HUNT**	0262	4	1	2	1	0	2	2	0	0	0							
09D	**TOTAL SUBUNIT**		115	4	26	83	2	2	2	0	0	0							
09E	General Season		326	3	73	250	0	n/a	n/a	n/a	n/a	n/a	n/a	n/a	n/a	n/a	0.00	n/a	n/a
09	**TOTAL UNIT**		542	13	118	409	2	8	4	3	1	n/a							
Unit 10																			
10	Drawing	0275	4	2	1	1	0	3	0	3	0	0	57.14	100.00	25.00	100.00	0.00	16	2.29
10	Drawing	0276	0	0	0	0	0	1	0	1	0	0	0.00	0.00	0.00	0.00	0.00	12	12.00
10	**TOTAL UNIT**		4	2	1	1	0	4	0	4	0	0							
Unit 11																			
11	General Season		3	0	2	1	0	n/a	n/a	n/a	n/a	n/a	n/a	0.00	n/a	n/a	0.00	n/a	n/a
11	**TOTAL UNIT**		3	0	2	1	0	n/a	n/a	n/a	n/a	n/a							
Unit 12																			
12	General Season		9	0	3	6	0	n/a	n/a	n/a	n/a	n/a	n/a	0.00	n/a	n/a	0.00	n/a	n/a
12	**TOTAL UNIT**		9	0	3	6	0	n/a	n/a	n/a	n/a	n/a							

1991-92 HUNTER INFORMATION BY SPECIES: BROWN BEAR

			SUCCESSFUL HUNTERS				UNSUCCESSFUL HUNTERS					PERCENT SUCCESSFUL						
GMU	TYPE	HUNT TOTAL	UNIT RES	OTHER STATE RES	NON-RES	UNKN. RES	TOTAL	UNIT RES	OTHER STATE RES	NON-RES	UNKN. RES	TOTAL	UNIT RES	OTHER STATE RES	NON-RES	UNKN. RES	TOTAL DAYS	AVG. EFFORT
Unit 13																		
13A	General Season	15	0	6	9	0	n/a	n/a	n/a	n/a	n/a	n/a	0.00	n/a	n/a	0.00	n/a	n/a
13B	General Season	7	1	4	2	0	n/a	n/a	n/a	n/a	n/a	n/a	n/a	n/a	n/a	0.00	n/a	n/a
13C	General Season	5	2	1	2	0	n/a	n/a	n/a	n/a	n/a	n/a	n/a	n/a	n/a	0.00	n/a	n/a
13D	General Season	6	0	3	3	0	n/a	n/a	n/a	n/a	n/a	n/a	0.00	n/a	n/a	0.00	n/a	n/a
13E	General Season	42	1	20	21	0	n/a	n/a	n/a	n/a	n/a	n/a	n/a	n/a	n/a	0.00	n/a	n/a
13	**TOTAL UNIT**	75	4	34	37	0	n/a	n/a	n/a	n/a	n/a							
Unit 14																		
14A	General Season	8	5	0	3	0	n/a	n/a	n/a	n/a	n/a	n/a	n/a	0.00	n/a	0.00	n/a	n/a
14B	General Season	4	2	1	1	0	n/a	n/a	n/a	n/a	n/a	n/a	n/a	n/a	n/a	0.00	n/a	n/a
14C	General Season	0	0	0	0	0	n/a	n/a	n/a	n/a	n/a	0.00	0.00	0.00	0.00	0.00	n/a	n/a
14	**TOTAL UNIT**	12	7	1	4	0	n/a	n/a	n/a	n/a	n/a							
Unit 15																		
15A	General Season	2	0	2	0	0	n/a	n/a	n/a	n/a	n/a	n/a	0.00	n/a	0.00	0.00	n/a	n/a
15B	General Season	3	1	1	1	0	n/a	n/a	n/a	n/a	n/a	n/a	n/a	n/a	n/a	0.00	n/a	n/a
15C	General Season	5	3	0	2	0	n/a	n/a	n/a	n/a	n/a	n/a	n/a	0.00	n/a	0.00	n/a	n/a
15	**TOTAL UNIT**	10	4	3	3	0	n/a	n/a	n/a	n/a	n/a							
Unit 16																		
16A	General Season	12	1	11	0	0	n/a	n/a	n/a	n/a	n/a	n/a	n/a	n/a	0.00	0.00	n/a	n/a
16B	General Season	56	0	22	34	0	n/a	n/a	n/a	n/a	n/a	n/a	0.00	n/a	n/a	0.00	n/a	n/a
16	**TOTAL UNIT**	68	1	33	34	0	n/a	n/a	n/a	n/a	n/a							
Unit 17																		
17A	General Season	3	1	0	2	0	n/a	n/a	n/a	n/a	n/a	n/a	n/a	0.00	n/a	0.00	n/a	n/a
17B	General Season	32	2	1	29	0	n/a	n/a	n/a	n/a	n/a	n/a	n/a	n/a	n/a	0.00	n/a	n/a
17C	General Season	10	2	1	7	0	n/a	n/a	n/a	n/a	n/a	n/a	n/a	n/a	n/a	0.00	n/a	n/a
17	**TOTAL UNIT**	45	5	2	38	0	n/a	n/a	n/a	n/a	n/a							
Unit 18																		
18	General Season	4	1	1	2	0	n/a	n/a	n/a	n/a	n/a	n/a	n/a	n/a	n/a	0.00	n/a	n/a
18	**TOTAL UNIT**	4	1	1	2	0	n/a	n/a	n/a	n/a	n/a							
Unit 19																		
19A	General Season	3	0	0	3	0	n/a	n/a	n/a	n/a	n/a	n/a	0.00	0.00	n/a	0.00	n/a	n/a
19B	General Season	17	1	3	13	0	n/a	n/a	n/a	n/a	n/a	n/a	n/a	n/a	n/a	0.00	n/a	n/a
19C	General Season	9	0	1	8	0	n/a	n/a	n/a	n/a	n/a	n/a	0.00	n/a	n/a	0.00	n/a	n/a
19D	General Season	2	0	1	1	0	n/a	n/a	n/a	n/a	n/a	n/a	0.00	n/a	n/a	0.00	n/a	n/a
19	**TOTAL UNIT**	31	1	5	25	0	n/a	n/a	n/a	n/a	n/a							

1991-92 HUNTER INFORMATION BY SPECIES: BROWN BEAR

GMU	TYPE	HUNT	SUCCESSFUL HUNTERS TOTAL	UNIT RES	OTHER STATE RES	NON-RES	UNKN. RES	UNSUCCESSFUL HUNTERS TOTAL	UNIT RES	OTHER STATE RES	NON-RES	UNKN. RES	PERCENT SUCCESSFUL TOTAL	UNIT RES	OTHER STATE RES	NON-RES	UNKN. RES	TOTAL DAYS	AVG. EFFORT
Unit 20																			
20A	General Season		14	6	4	4	0	n/a	n/a	n/a	n/a	n/a	n/a	n/a	n/a	n/a	0.00	n/a	n/a
20B	General Season		8	5	1	2	0	n/a	n/a	n/a	n/a	n/a	n/a	n/a	n/a	n/a	0.00	n/a	n/a
20C	General Season		6	3	2	1	0	n/a	n/a	n/a	n/a	n/a	n/a	n/a	n/a	n/a	0.00	n/a	n/a
20D	General Season		5	3	0	0	2	n/a	n/a	n/a	n/a	n/a	n/a	n/a	0.00	0.00	n/a	n/a	n/a
20E	General Season		11	4	7	0	0	n/a	n/a	n/a	n/a	n/a	n/a	n/a	n/a	0.00	0.00	n/a	n/a
20F	General Season		1	1	0	0	0	n/a	n/a	n/a	n/a	n/a	n/a	n/a	0.00	0.00	0.00	n/a	n/a
20	**TOTAL UNIT**		45	22	14	7	2	n/a	n/a	n/a	n/a	n/a							
Unit 21																			
21A	General Season		0	0	0	0	0	n/a	n/a	n/a	n/a	n/a	0.00	0.00	0.00	0.00	0.00	n/a	n/a
21B	General Season		0	0	0	0	0	n/a	n/a	n/a	n/a	n/a	0.00	0.00	0.00	0.00	0.00	n/a	n/a
21C	General Season		0	0	0	0	0	n/a	n/a	n/a	n/a	n/a	0.00	0.00	0.00	0.00	0.00	n/a	n/a
21D	General Season		1	0	1	0	0	n/a	n/a	n/a	n/a	n/a	n/a	0.00	n/a	0.00	0.00	n/a	n/a
21E	General Season		5	0	0	5	0	n/a	n/a	n/a	n/a	n/a	n/a	0.00	0.00	n/a	0.00	n/a	n/a
21	**TOTAL UNIT**		6	0	1	5	0	n/a	n/a	n/a	n/a	n/a							
Unit 22																			
22A	General Season		13	0	1	12	0	n/a	n/a	n/a	n/a	n/a	n/a	0.00	n/a	n/a	0.00	n/a	n/a
22B	General Season		12	9	3	0	0	n/a	n/a	n/a	n/a	n/a	n/a	n/a	n/a	0.00	0.00	n/a	n/a
22B	Drawing	0271	5	0	0	5	0	3	0	0	3	0	62.50	0.00	0.00	62.50	0.00	0	0.00
22B	**TOTAL SUBUNIT**		17	9	3	5	0	3	0	0	3	0							
22C	General Season		4	3	0	1	0	n/a	n/a	n/a	n/a	n/a	n/a	n/a	0.00	n/a	0.00	n/a	n/a
22C	Drawing	0281	1	0	0	1	0	0	0	0	0	0	100.00	0.00	0.00	100.00	0.00	3	3.00
22C	**TOTAL SUBUNIT**		5	3	0	2	0	0	0	0	0	0							
22D	General Season		4	4	0	0	0	n/a	n/a	n/a	n/a	n/a	n/a	n/a	0.00	0.00	0.00	n/a	n/a
22D	Drawing	0271	0	0	0	0	0	0	0	0	0	0	0.00	0.00	0.00	0.00	0.00	0	n/a
22D	**TOTAL SUBUNIT**		4	4	0	0	0	0	0	0	0	0							
22E	General Season		3	3	0	0	0	n/a	n/a	n/a	n/a	n/a	n/a	n/a	0.00	0.00	0.00	n/a	n/a
22Z	Drawing	0271	0	0	0	0	0	1	0	0	1	0	0.00	0.00	0.00	0.00	0.00	0	0.00
22Z	Drawing	0281	0	0	0	0	0	1	0	0	1	0	0.00	0.00	0.00	0.00	0.00	0	0.00
22Z	**TOTAL SUBUNIT**		0	0	0	0	0	2	0	0	2	0							
22	**TOTAL UNIT**		42	19	4	19	0	5	0	0	5	0							
Unit 23																			
23	General Season		22	11	9	1	1	n/a	n/a	n/a	n/a	n/a	n/a	n/a	n/a	n/a	n/a	n/a	n/a
23	Drawing	0282	7	0	0	7	0	11	0	0	11	0	38.89	0.00	0.00	38.89	0.00	n/a	n/a
23	Drawing	0291	5	0	0	5	0	1	0	0	1	0	83.33	0.00	0.00	83.33	0.00	n/a	n/a
23	**TOTAL UNIT**		34	11	9	13	1	12	0	0	12	0							
Unit 24																			
24	General Season		8	0	4	4	0	n/a	n/a	n/a	n/a	n/a	n/a	0.00	n/a	n/a	0.00	n/a	n/a
24	**TOTAL UNIT**		8	0	4	4	0	n/a	n/a	n/a	n/a	n/a							

1991-92 HUNTER INFORMATION BY SPECIES: BROWN BEAR

GMU	TYPE	HUNT	SUCCESSFUL HUNTERS TOTAL	UNIT RES	OTHER STATE RES	NON-RES	UNKN. RES	UNSUCCESSFUL HUNTERS TOTAL	UNIT RES	OTHER STATE RES	NON-RES	UNKN. RES	PERCENT SUCCESSFUL TOTAL	UNIT RES	OTHER STATE RES	NON-RES	UNKN. RES	TOTAL DAYS	AVG. EFFORT
Unit 25																			
25A	General Season		7	1	4	2	0	n/a	n/a	n/a	n/a	n/a	n/a	n/a	n/a	n/a	0.00	n/a	n/a
25A	Drawing	0283	0	0	0	0	0	0	0	0	0	0	0.00	0.00	0.00	0.00	0.00	0	n/a
25A	Drawing	0284	2	0	0	2	0	0	0	0	0	0	100.00	0.00	0.00	100.00	0.00	8	4.00
25A	Drawing	0285	4	0	0	4	0	1	0	0	1	0	80.00	0.00	0.00	80.00	0.00	11	2.20
25A	Drawing	0292	0	0	0	0	0	0	0	0	0	0	0.00	0.00	0.00	0.00	0.00	0	n/a
25A	Drawing	0293	2	0	0	2	0	0	0	0	0	0	100.00	0.00	0.00	100.00	0.00	16	8.00
25A	Drawing	0294	0	0	0	0	0	0	0	0	0	0	0.00	0.00	0.00	0.00	0.00	0	n/a
25A	**TOTAL SUBUNIT**		15	1	4	10	0	1	0	0	1	0							
25B	General Season		0	0	0	0	0	n/a	n/a	n/a	n/a	n/a	0.00	0.00	0.00	0.00	0.00	n/a	n/a
25C	General Season		0	0	0	0	0	n/a	n/a	n/a	n/a	n/a	0.00	0.00	0.00	0.00	0.00	n/a	n/a
25D	General Season		1	0	0	1	0	n/a	n/a	n/a	n/a	n/a	n/a	0.00	0.00	n/a	0.00	n/a	n/a
25	**TOTAL UNIT**		16	1	4	11	0	1	n/a	n/a	1	n/a							
Unit 26																			
26A	General Season		16	2	14	0	0	n/a	n/a	n/a	n/a	n/a	n/a	n/a	n/a	0.00	0.00	n/a	n/a
26A	Drawing	0286	8	0	0	8	0	0	0	0	0	0	100.00	0.00	0.00	100.00	0.00	53	6.63
26A	Drawing	0287	8	0	0	8	0	1	0	0	1	0	88.89	0.00	0.00	88.89	0.00	32	3.56
26A	Drawing	0295	1	0	0	1	0	0	0	0	0	0	100.00	0.00	0.00	100.00	0.00	8	8.00
26A	Drawing	0296	1	0	0	1	0	0	0	0	0	0	100.00	0.00	0.00	100.00	0.00	10	10.00
26A	**TOTAL SUBUNIT**		34	2	14	18	0	1	0	0	1	0							
26B	General Season		10	n/a	n/a	n/a	10	n/a	n/a	n/a	n/a	n/a	n/a	n/a	n/a	n/a	n/a	n/a	n/a
26B	Drawing	0288	4	0	0	4	0	0	0	0	0	0	100.00	0.00	0.00	100.00	0.00	12	3.00
26B	Drawing	0297	3	0	0	3	0	0	0	0	0	0	100.00	0.00	0.00	100.00	0.00	12	4.00
26B	**TOTAL SUBUNIT**		17	0	0	7	10	0	0	0	0	0							
26C	General Season		5	0	0	0	5	n/a	n/a	n/a	n/a	n/a	n/a	0.00	0.00	0.00	n/a	n/a	n/a
26C	Drawing	0280	0	0	0	0	0	0	0	0	0	0	0.00	0.00	0.00	0.00	0.00	0	n/a
26C	Drawing	0289	0	0	0	0	0	2	0	0	2	0	0.00	0.00	0.00	0.00	0.00	13	6.50
26C	Drawing	0290	3	0	0	3	0	0	0	0	0	0	100.00	0.00	0.00	100.00	0.00	4	1.33
26C	**TOTAL SUBUNIT**		8	0	0	3	5	2	0	0	2	0							
26	**TOTAL UNIT**		59	2	14	28	15	3	0	0	3	0							
TOTAL STATEWIDE			1408	154	364	864	26	733	236	324	172	1							

1991-92 HUNTER INFORMATION BY SPECIES: CARIBOU

GMU	TYPE	HUNT	SUCCESSFUL HUNTERS TOTAL	UNIT RES	OTHER STATE RES	NON-RES	UNKN. RES	UNSUCCESSFUL HUNTERS TOTAL	UNIT RES	OTHER STATE RES	NON-RES	UNKN. RES	PERCENT SUCCESSFUL TOTAL	UNIT RES	OTHER STATE RES	NON-RES	UNKN. RES	TOTAL DAYS	AVG. EFFORT
Unit 07																			
07	Drawing	0501	16	2	13	1	0	37	2	35	0	0	30.19	50.00	27.08	100.00	0.00	213	4.02
07	**TOTAL UNIT**		16	2	13	1	0	37	2	35	0	0							
Unit 09																			
09A	General Season		n/a	n/a	n/a	n/a	n/a	n/a	n/a	n/a	n/a	n/a	n/a	n/a	n/a	n/a	n/a	n/a	n/a
09B	General Season		n/a	n/a	n/a	n/a	n/a	n/a	n/a	n/a	n/a	n/a	n/a	n/a	n/a	n/a	n/a	n/a	n/a
09C	General Season		n/a	n/a	n/a	n/a	n/a	n/a	n/a	n/a	n/a	n/a	n/a	n/a	n/a	n/a	n/a	n/a	n/a
09D	General Season		n/a	n/a	n/a	n/a	n/a	n/a	n/a	n/a	n/a	n/a	n/a	n/a	n/a	n/a	n/a	n/a	n/a
09E	General Season		n/a	n/a	n/a	n/a	n/a	n/a	n/a	n/a	n/a	n/a	n/a	n/a	n/a	n/a	n/a	n/a	n/a
09E	Federal	0509	0	0	0	0	0	1	1	0	0	0	0.00	0.00	0.00	0.00	0.00	5	5.00
09E	**TOTAL SUBUNIT**		0	0	0	0	0	1	1	0	0	0							
09	**TOTAL UNIT**		0	0	0	0	0	1	1	0	0	0							
Unit 10																			
10	General Season		0	0	0	0	0	n/a	n/a	n/a	n/a	n/a	0.00	0.00	0.00	0.00	0.00	n/a	n/a
10	Registration	0550	136	n/a	124	12	0	148	n/a	n/a	n/a	148	47.89	n/a	n/a	n/a	0.00	1610	5.67
10	**TOTAL UNIT**		136	0	124	12	0	148	0	0	0	148							
Unit 11																			
11	Federal	0511	22	0	22	0	0	100	0	100	0	0	18.03	0.00	18.03	0.00	0.00	1027	8.42
11	**TOTAL UNIT**		22	0	22	0	0	100	0	100	0	0							
Unit 12																			
12	General Season		n/a	n/a	n/a	n/a	n/a	n/a	n/a	n/a	n/a	n/a	n/a	n/a	n/a	n/a	n/a	n/a	n/a
12	Federal	0511	1	0	1	0	0	0	0	0	0	0	100.00	0.00	100.00	0.00	0.00	2	2.00
12	Federal	0512	27	27	0	0	0	40	40	0	0	0	40.30	40.30	0.00	0.00	0.00	237	3.54
12	Federal	0513	1	0	1	0	0	0	0	0	0	0	100.00	0.00	100.00	0.00	0.00	1	1.00
12	Registration	0560	270	91	179	0	0	372	140	231	0	1	42.06	39.39	43.66	0.00	0.00	1243	1.94
12	**TOTAL UNIT**		299	118	181	0	0	412	180	231	0	1							
Unit 13																			
13A	Federal	0513	16	16	0	0	0	5	5	0	0	0	76.19	76.19	0.00	0.00	0.00	134	6.38
13A	Tier II	0566T	733	101	632	0	0	174	32	142	0	0	80.82	75.94	81.65	0.00	0.00	3975	4.38
13A	**TOTAL SUBUNIT**		749	117	632	0	0	179	37	142	0	0							
13B	Federal	0513	573	526	34	0	13	85	78	6	0	1	87.08	87.09	85.00	0.00	92.86	3309	5.03
13B	Tier II	0566T	496	88	408	0	0	106	38	68	0	0	82.39	69.84	85.71	0.00	0.00	2381	3.96
13B	**TOTAL SUBUNIT**		1069	614	442	0	13	191	116	74	0	1							
13C	Federal	0513	9	9	0	0	0	7	7	0	0	0	56.25	56.25	0.00	0.00	0.00	89	5 56
13C	Tier II	0566T	20	7	13	0	0	21	17	4	0	0	48.78	29.17	76.47	0.00	0.00	330	8.05
13C	**TOTAL SUBUNIT**		29	16	13	0	0	28	24	4	0	0							

1991-92 HUNTER INFORMATION BY SPECIES: CARIBOU

			SUCCESSFUL HUNTERS					UNSUCCESSFUL HUNTERS					PERCENT SUCCESSFUL						
GMU	TYPE	HUNT	TOTAL	UNIT RES	OTHER STATE RES	NON-RES	UNKN. RES	TOTAL	UNIT RES	OTHER STATE RES	NON-RES	UNKN. RES	TOTAL	UNIT RES	OTHER STATE RES	NON-RES	UNKN RES	TOTAL DAYS	AVG. EFFORT
Unit 13																			
13D	Federal	0513	0	0	0	0	0	1	1	0	0	0	0.00	0.00	0.00	0.00	0.00	3	3.00
13D	Tier II	0566T	47	5	42	0	0	5	1	4	0	0	90.38	83.33	91.30	0.00	0.00	219	4.21
13D	**TOTAL SUBUNIT**		47	5	42	0	0	6	2	4	0	0							
13E	Federal	0513	44	40	4	0	0	26	26	0	0	0	62.86	60.61	100.00	0.00	0.00	461	6.59
13E	Tier II	0566T	511	34	477	0	0	59	14	45	0	0	89.65	70.83	91.38	0.00	0.00	1946	3.41
13E	**TOTAL SUBUNIT**		555	74	481	0	0	85	40	45	0	0							
13Z	Federal	0513	35	32	3	0	0	707	646	40	0	21	4.72	4.72	6.98	0.00	0.00	6962	9.38
13Z	Tier II	0566T	153	28	125	0	0	110	54	56	0	0	58.17	34.15	69.06	0.00	0.00	1462	5.56
13Z	**TOTAL SUBUNIT**		188	60	128	0	0	817	700	96	0	21							
13	**TOTAL UNIT**		2637	886	1738	0	13	1306	919	365	0	22							
Unit 14																			
14A	Tier II	0566T	2	2	0	0	0	2	2	0	0	0	50.00	50.00	0.00	0.00	0.00	15	3.75
14B	Tier II	0566T	11	11	0	0	0	6	6	0	0	0	64.71	64.71	0.00	0.00	0.00	58	3.41
14Z	Tier II	0566T	0	0	0	0	0	1	1	0	0	0	0.00	0.00	0.00	0.00	0.00	0	0.00
14	**TOTAL UNIT**		13	13	0	0	0	9	9	0	0	0							
Unit 15																			
15A	Drawing	0506	2	1	1	0	0	1	0	1	0	0	66.67	100.00	50.00	0.00	0.00	9	3.00
15	**TOTAL UNIT**		2	1	1	0	0	1	0	1	0	0							
Unit 18																			
18	General Season		n/a	n/a	n/a	n/a	n/a	n/a	n/a	n/a	n/a	n/a	n/a	n/a	n/a	n/a	n/a	n/a	n/a
18	Federal	0518	20	20	0	0	0	3	3	0	0	0	86.96	86.96	0.00	0.00	0.00	52	2.26
18	**TOTAL UNIT**		20	20	0	0	0	3	3	0	0	0							
Unit 20																			
20A	General Season		204	n/a	171	32	1	212	n/a	191	18	3	49.04	n/a	47.24	64.00	25.00	2011	4.83
20A	Drawing	0570	98	57	38	2	1	49	31	18	0	0	66.67	64.77	67.86	100.00	100.00	450	3.06
20A	**TOTAL SUBUNIT**		302	57	209	34	2	261	31	209	18	3							
20B	General Season		11	0	11	0	0	103	n/a	100	1	2	9.65	0.00	9.91	0.00	0.00	430	3.77
20B	Drawing	0577	0	0	0	0	0	2	1	1	0	0	0.00	0.00	0.00	0.00	0.00	2	1.00
20B	Drawing	0578	0	0	0	0	0	0	0	0	0	0	0.00	0.00	0.00	0.00	0.00	0	n/a
20B	**TOTAL SUBUNIT**		11	0	11	0	0	105	1	101	1	2							
20D	General Season		n/a	n/a	n/a	n/a	n/a	n/a	n/a	n/a	n/a	n/a	n/a	n/a	n/a	n/a	n/a	n/a	n/a
20D	Registration	0535	50	23	27	0	0	158	61	97	0	0	24.04	27.38	21.77	0.00	0.00	722	3.47
20D	**TOTAL SUBUNIT**		50	23	27	0	0	158	61	97	0	0							

1991-92 HUNTER INFORMATION BY SPECIES: CARIBOU

GMU	TYPE	HUNT	SUCCESSFUL HUNTERS TOTAL	UNIT RES	OTHER STATE RES	NON-RES	UNKN. RES	UNSUCCESSFUL HUNTERS TOTAL	UNIT RES	OTHER STATE RES	NON-RES	UNKN. RES	PERCENT SUCCESSFUL TOTAL	UNIT RES	OTHER STATE RES	NON-RES	UNKN. RES	TOTAL DAYS	AVG. EFFORT
Unit 20																			
20E	General Season		n/a	n/a	n/a	n/a	n/a	n/a	n/a	n/a	n/a	n/a	n/a	n/a	n/a	n/a	n/a	n/a	n/a
20E	Federal	0520	4	0	4	0	0	10	3	7	0	0	28.57	0.00	36.36	0.00	0.00	36	2.57
20E	Registration	0560	0	0	0	0	0	1	0	1	0	0	0.00	0.00	0.00	0.00	0.00	1	1.00
20E	Registration	0575	341	174	161	0	6	1206	548	649	0	9	22.04	24.10	19.88	0.00	40.00	4418	2.86
20E	**TOTAL SUBUNIT**		345	174	165	0	6	1217	551	657	0	9							
20F	General Season		1	n/a	1	0	0	1	n/a	1	0	0	50.00	n/a	50.00	0.00	0.00	8	4.00
20F	Drawing	0577	0	0	0	0	0	0	0	0	0	0	0.00	0.00	0.00	0.00	0.00	0	n/a
20F	Drawing	0578	0	0	0	0	0	1	1	0	0	0	0.00	0.00	0.00	0.00	0.00	2	2.00
20F	**TOTAL SUBUNIT**		1	0	1	0	0	2	1	1	0	0							
20	**TOTAL UNIT**		709	254	413	34	8	1743	645	1065	19	14							
Unit 22																			
22A	General Season		n/a	n/a	n/a	n/a	n/a	n/a	n/a	n/a	n/a	n/a	n/a	n/a	n/a	n/a	n/a	n/a	n/a
22B	General Season		n/a	n/a	n/a	n/a	n/a	n/a	n/a	n/a	n/a	n/a	n/a	n/a	n/a	n/a	n/a	n/a	n/a
22Z	General Season		62	56	5	1	0	141	119	17	5	0	30.54	32.00	22.73	16.67	0.00	n/a	n/a
22	**TOTAL UNIT**		62	56	5	1	0	141	119	17	5	0							
Unit 25																			
25A	General Season		n/a	n/a	n/a	n/a	n/a	n/a	n/a	n/a	n/a	n/a	n/a	n/a	n/a	n/a	n/a	n/a	n/a
25B	General Season		n/a	n/a	n/a	n/a	n/a	n/a	n/a	n/a	n/a	n/a	n/a	n/a	n/a	n/a	n/a	n/a	n/a
25C	General Season		7	n/a	6	1	0	42	n/a	40	2	0	14.29	n/a	13.04	33.33	0.00	212	4.33
25C	Drawing	0577	0	0	0	0	0	9	0	9	0	0	0.00	0.00	0.00	0.00	0.00	18	2.00
25C	Drawing	0578	0	0	0	0	0	0	00	0	0	0	0.00	0.00	0.00	0.00	0.00	0	n/a
25C	**TOTAL SUBUNIT**		7	0	6	1	0	51	00	49	2	0							
25D	General Season		0	0	0	0	0	n/a	n/a	n/a	n/a	n/a	0.00	0.00	0.00	0.00	0.00	n/a	n/a
25	**TOTAL UNIT**		7	0	6	1	0	51	n/a	49	2	n/a							
Unit 26																			
26A	General Season		79	n/a	39	40	0	14	n/a	11	2	1	84.95	n/a	78.00	95.24	0.00	439	4.72
26B	General Season		n/a	n/a	n/a	n/a	n/a	n/a	n/a	n/a	n/a	n/a	n/a	n/a	n/a	n/a	n/a	n/a	n/a
26C	General Season		n/a	n/a	n/a	n/a	n/a	n/a	n/a	n/a	n/a	n/a	n/a	n/a	n/a	n/a	n/a	n/a	n/a
26	**TOTAL UNIT**		79	n/a	39	40	n/a	14	n/a	11	2	1							
Unit 27																			
27Z	Registration	0560	2	0	2	0	0	0	0	0	0	0	100.00	0.00	100.00	0.00	0.00	1	0.50
27Z	Tier II	0566T	1	0	1	0	0	0	0	0	0	0	100.00	0.00	100.00	0.00	0.00	3	3.00
27	**TOTAL UNIT**		3	0	3	0	0	0	0	0	0	0							
TOTAL STATEWIDE			4005	1350	2545	89	21	3966	1878	1874	28	186							

DATA IS PRESENTED ONLY FOR UNITS WHERE HUNTER INFORMATION IS AVAILABLE

CARIBOU HERDS BY UNIT/SUBUNIT

HERD	UNIT
Adak	10
Alaska Peninsula (N)	9C,E
Alaska Peninsula (S)	9D
Andreafsky[3]	18, 21E, 22A
Beaver Mountains[6]	19A,D, 21A
Big River	19C
Central Arctic	26A,B,C
Chisana	12
Delta[5]	20A
Denali	13E, 20C
Fortymile	12, 20B,D,E, 25C
Fox River[2]	15C
Galena Mountain[1]	21B,C,D
Kenai Lowlands	15A
Kenai Mountains	7
Kilbuck Mountains	18, 19B
Killey River[2]	15B
Kokrines[1]	20F,21B,C,D,24
Kuskokwim Mountains[6]	19A,D, 21A
Macomb	12, 20D
Mentasta	11, 12
Mulchatna	9B,C, 17B,C, 19A,B
Nelchina	13A,B,C,D,E, 14B
Nushagak Peninsula	17A,C
Porcupine	25, 26B,C
Rainy Pass	16B, 19B,C
Ray Mountains[1]	20F, 21C, 24
Sunshine Mountains	19D, 21A
Teshekpuk[4]	26A
Tonzona	19C, 20C
Tustumena Bench[2]	15B,C
Western Arctic[4]	21C,D,E, 22A,B, 23, 24, 26A,B
White Mountains	20D,F, 25C,D
Wolf Mountain[1]	21B,C,D, 24
Yanert[5]	20A

[1]Galena Mountain,Ray Mountains, and Wolf Mountains herds comprise the Kokrines Herd.
[2]Tustumena Bench Herd has split into Killey River and Fox River Herds.
[3]Andreafsky Herd may not exist anymore
[4]Teshekpuk Herd included in W. Arctic Herd
[5]Yankert Herd included in Delta Herd
[6]Kuskokwim Mountains Herd same as Beaver Mountains Herd

1991-92 CARIBOU HUNTER INFORMATION BY HERD

HERD	GENERAL SEASON NUMBER OF HUNTERS	GENERAL SEASON PERCENT SUCCESSFUL	DRAWING PERMITS NUMBER OF PERMITS	DRAWING PERMITS NUMBER OF HUNTERS	DRAWING PERMITS PERCENT SUCCESSFUL	REGISTRATION PERMITS NUMBER OF PERMITS	REGISTRATION PERMITS NUMBER OF HUNTERS	REGISTRATION PERMITS PERCENT SUCCESSFUL	TOTAL HUNTERS	TOTAL DAYS	AVG. EFFORT
ADAK			0			403	284	47.89	284	1610	5.7
ANDREAFSKY			0			0			0		
BEAVER MOUNTAINS	22	59.09	0			0			22	108	4.9
BIG RIVER	85	74.11	0			0			85	514	6.0
CENTRAL ARCTIC	618	56.63	0			0			618	2475	4.0
CHISANA	0		0			0			0		
DELTA	416	49.04	200	147	66.67	0			563	2461	4.4
DENALI			0			0					
FORTYMILE	424	23.58	0			1951	1553	22.22	1977	n/a	n/a
FOX RIVER			0			0					
GALENA MOUNTAIN	n/a		0			0			n/a	n/a	n/a
KENAI LOWLANDS			3	3	66.67	0			3	9	3.0
KENAI MOUNTAINS			100	53	30.19	0			53	213	4.0
KILBUCK MOUNTAINS			0			74	23	86.96	23	52	2.3
KILLEY RIVER			0			0					
KOKRINES	33	9.10	0			0			33	n/a	n/a
KUSKOKWIM MOUNTAINS	n/a		0			0			n/a	n/a	n/a
MACOMB			0			318	208	24.04	208	722	3.5
MENTASTA			0			170	131	19.85	131	1046	8.0
MULCHATNA	1886	85.52	0			0			1886	11040	5.9
N. ALASKA PENINSULA	787	79.28	0			2	1	0.00	788	n/a	n/a
NELCHINA			2802	2457	80.30	3178	2234	43.87	4691	22864	4.9
NUSHAGAK PENINSULA			0			0					

HERD COMMENTS

ADAK	MULTIPLE BAG LIMIT
ANDREAFSKY	HERD MAY BE NONEXISTENT
BEAVER	INCLUDES KUSKOKWIM MTS HARVEST
CENTRAL ARCTIC	MULTIPLE BAG LIMIT
DELTA	REGISTRATION HUNTS CLOSED BY EMERGENCY ORDER.INCLUDES YANERT HERD
DENALI	NO OPEN SEASON—NO KNOWN HARVEST
FORTYMILE	GENERAL SEASON AND REGISTRATION HUNTS CLOSED EARLY.
FOX RIVER	NO OPEN SEASON.
GALENA MOUNTAIN	INCLUDED IN KOKRINES HERD
KILBUCK MOUNTAINS	MULTIPLE BAG LIMIT. STATE TIER II HUNT CANCELLED.
KILLEY RIVER	NO OPEN SEASON.
KOKRINES	INCLUDES RAY MTS., WOLF MTS., AND GALENA MTS. HERDS.
KUSKOKWIM MOUNTAINS	HARVEST INCLUDED IN BEAVER MTNS. HERD
MACOMB	REGISTRATION HUNT CLOSED EARLY.
MULCHATNA	MULTIPLE BAG LIMIT. HIGH UNREPORTED HARVEST
N. ALASKA PENINSULA	MULTIPLE BAG LIMIT
NELCHINA	DRAWING PERMIT FIGURES REPRESENT STATE TIER II PERMIT HUNT.
NUSHAGAK PENINSULA	NO OPEN SEASON. 2 ILLEGAL KILLS.

1991-92 CARIBOU HUNTER INFORMATION BY HERD

HERD	GENERAL SEASON NUMBER OF HUNTERS	GENERAL SEASON PERCENT SUCCESSFUL	DRAWING PERMITS NUMBER OF PERMITS	DRAWING PERMITS NUMBER OF HUNTERS	DRAWING PERMITS PERCENT SUCCESSFUL	REGISTRATION PERMITS NUMBER OF PERMITS	REGISTRATION PERMITS NUMBER OF HUNTERS	REGISTRATION PERMITS PERCENT SUCCESSFUL	TOTAL HUNTERS	TOTAL DAYS	AVG. EFFORT
PORCUPINE	143	49.65	0			0			143	1159	8.1
RAINY PASS	95	70.53	0			0			95	463	4.9
RAY MOUNTAINS			0			0			n/a	n/a	n/a
S. ALASKA PENINSULA	40	87.50	0			0			40	n/a	n/a
SUNSHINE MOUNTAINS	0		0			0			0	0	0
TESHEKPUK			0			0			n/a	n/a	n/a
TONZONA	40	90.00	0			0			40	131	3.3
TUSTUMENA			0			0					
WESTERN ARCTIC	618	n/a	0			0			618	n/a	n/a
WHITE MOUNTAINS	163	11.66	100	12	0.00	0			175	688	3.8
WOLF MOUNTAIN			0			0			n/a	n/a	n/a
YANERT			0			0			n/a	n/a	n/a

HERD COMMENTS

PORCUPINE	MULTIPLE BAG LIMIT
RAY MOUNTAINS	INCLUDED IN KOKRINES HERD.
SUNSHINE MOUNTAINS	NO HUNT EFFORT.
TESHEKPUK	INCLUDED IN WESTERN ARCTIC HERD
TUSTUMENA	NO OPEN SEASON. SPLIT INTO FOX RIVER AND KILLEY RIVER HERDS.
WESTERN ARCTIC	MULTIPLE BAG LIMIT. HIGH UNREPORTED HARVEST.
WOLF MOUNTAIN	INCLUDED IN KOKRINES HERD.
YANERT	INCLUDED IN DELTA HERD

1991-92 HUNTER INFORMATION BY SPECIES: COYOTE

GMU	TYPE	HUNT TOTAL	SUCCESSFUL HUNTERS				UNSUCCESSFUL HUNTERS					PERCENT SUCCESSFUL						
			UNIT RES	OTHER STATE RES	NON-RES	UNKN. RES	TOTAL	UNIT RES	OTHER STATE RES	NON-RES	UNKN. RES	TOTAL	UNIT RES	OTHER STATE RES	NON-RES	UNKN. RES	TOTAL DAYS	AVG. EFFORT
Unit 18																		
18	Hunting/Trapping	2	2	0	0	0	n/a	n/a	n/a	n/a	n/a	n/a	n/a	0.00	0.00	0.00	n/a	n/a
18	**TOTAL UNIT**	2	2	0	0	0	n/a	n/a	n/a	n/a	n/a							
TOTAL STATEWIDE		2	2	n/a	n/a	n/a	n/a	n/a	n/a	n/a	n/a							

DATA IS PRESENTED ONLY FOR UNITS WHERE HUNTER INFORMATION IS AVAILABLE

1991-92 HUNTER INFORMATION BY SPECIES: DEER

GMU	TYPE	HUNT	SUCCESSFUL HUNTERS TOTAL	UNIT RES	OTHER STATE RES	NON-RES	UNKN. RES	UNSUCCESSFUL HUNTERS TOTAL	UNIT RES	OTHER STATE RES	NON-RES	UNKN. RES	PERCENT SUCCESSFUL TOTAL	UNIT RES	OTHER STATE RES	NON-RES	UNKN RES	TOTAL DAYS	AVG. EFFORT
Unit 01																			
01A	General Season		259	259	0	0	0	475	418	53	4	0	35.29	38.26	0.00	0.00	0.00	2994	4.08
01B	General Season		45	0	45	0	0	n/a	0	n/a	n/a	n/a	n/a	0.00	n/a	0.00	0.00	n/a	n/a
01C	General Season		230	209	21	0	0	597	551	42	4	0	27.81	27.50	33.33	0.00	0.00	2993	3.62
01	**TOTAL UNIT**		534	468	66	0	0	1072	969	95	8	0							
Unit 02																			
02	General Season		1142	632	487	23	0	522	224	276	22	0	68.63	73.83	63.83	51.11	0.00	11985	7.20
02	**TOTAL UNIT**		1142	632	487	23	0	522	224	276	22	0							
Unit 03																			
03	General Season		299	277	22	0	0	n/a	n/a	n/a	n/a	n/a	n/a	n/a	n/a	0.00	0.00	n/a	n/a
03	Registration	0605	214	204	9	1	0	388	381	7	0	0	35.55	34.87	56.25	100.00	0.00	1641	2.73
03	**TOTAL UNIT**		513	481	31	1	0	388	381	7	0	0							
Unit 04																			
04	General Season		2098	831	1253	14	0	1143	462	672	9	0	64.73	64.27	65.09	60.87	0.00	18906	5.83
04	**TOTAL UNIT**		2098	831	1253	14	0	1143	462	672	9	0							
Unit 05																			
05A	General Season		2	2	0	0	0	34	34	0	0	0	5.56	5.56	0.00	0.00	0.00	123	3.42
05	**TOTAL UNIT**		2	2	0	0	0	34	34	0	0	0							
Unit 06																			
06A	General Season		0	0	0	0	0	0	0	0	0	0	0.00	0.00	0.00	0.00	0.00	0	n/a
06B	General Season		0	0	0	0	0	0	0	0	0	0	0.00	0.00	0.00	0.00	0.00	0	n/a
06C	General Season		0	0	0	0	0	9	0	9	0	0	0.00	0.00	0.00	0.00	0.00	14	1.56
06D	General Season		742	378	356	8	0	877	215	645	17	0	45.83	63.74	35.56	32.00	0.00	8094	5.00
06	**TOTAL UNIT**		742	378	356	8	0	886	215	654	17	0							
Unit 08																			
08	General Season		3378	1414	1702	262	0	1043	479	479	85	0	76.41	74.70	78.04	75.50	0.00	24498	5.54
08	**TOTAL UNIT**		3378	1414	1702	262	0	1043	479	479	85	0							
TOTAL STATEWIDE			8409	4206	3895	308	0	5088	2764	2183	141	0							

1991-92 HUNTER INFORMATION BY SPECIES: ELK

GMU	TYPE	HUNT	SUCCESSFUL HUNTERS TOTAL	UNIT RES	OTHER STATE RES	NON-RES	UNKN. RES	UNSUCCESSFUL HUNTERS TOTAL	UNIT RES	OTHER STATE RES	NON-RES	UNKN. RES	PERCENT SUCCESSFUL TOTAL	UNIT RES	OTHER STATE RES	NON-RES	UNKN. RES	TOTAL DAYS	AVG. EFFORT
Unit 08																			
08	Drawing	0702	4	3	1	0	0	2	1	0	1	0	66.67	75.00	100.00	0.00	0.00	22	3.67
08	Drawing	0703	3	2	1	0	0	5	3	2	0	0	37.50	40.00	33.33	0.00	0.00	38	4.75
08	Drawing	0704	1	0	1	0	0	4	1	3	0	0	20.00	0.00	25.00	0.00	0.00	29	5.80
08	Drawing	0705	5	0	5	0	0	2	0	2	0	0	71.43	0.00	71.43	0.00	0.00	38	5.43
08	Drawing	0706	2	0	2	0	0	4	0	4	0	0	33.33	0.00	33.33	0.00	0.00	51	8.50
08	Drawing	0707	2	1	1	0	0	5	0	5	0	0	28.57	100.00	16.67	0.00	0.00	28	4.00
08	Drawing	0708	6	1	5	0	0	7	2	5	0	0	46.15	33.33	50.00	0.00	0.00	73	5.62
08	Drawing	0709	3	1	2	0	0	24	6	18	0	0	11.11	14.29	10.00	0.00	0.00	146	5.41
08	Drawing	0710	2	1	1	0	0	23	7	15	0	1	8.00	12.50	6.25	0.00	0.00	167	6.68
08	Registration	0750	35	25	8	2	0	151	76	62	13	0	18.82	24.75	11.43	13.33	0.00	841	4.52
08	Registration	0751	2	2	0	0	0	31	22	9	0	0	6.06	8.33	0.00	0.00	0.00	69	2.09
08	Registration	0752	36	21	13	2	0	196	99	84	13	0	15.52	17.50	13.40	13.33	0.00	1071	4.62
08	**TOTAL UNIT**		101	57	40	4	0	454	217	209	27	1							
TOTAL STATEWIDE			101	57	40	4	0	454	217	209	27	1							

1991-92 HUNTER INFORMATION BY SPECIES: FOX

GMU	TYPE	HUNT	SUCCESSFUL HUNTERS TOTAL	UNIT RES	OTHER STATE RES	NON-RES	UNKN. RES	UNSUCCESSFUL HUNTERS TOTAL	UNIT RES	OTHER STATE RES	NON-RES	UNKN. RES	PERCENT SUCCESSFUL TOTAL	UNIT RES	OTHER STATE RES	NON-RES	UNKN. RES	TOTAL DAYS	AVG. EFFORT
TOTAL STATEWIDE			n/a	n/a	n/a	n/a	n/a	n/a	n/a	n/a	n/a	n/a							

DATA IS PRESENTED ONLY FOR UNITS WHERE HUNTER INFORMATION IS AVAILABLE

1991-92 HUNTER INFORMATION BY SPECIES: LYNX

GMU	TYPE	SUCCESSFUL HUNTERS HUNT TOTAL	UNIT RES	OTHER STATE RES	NON-RES	UNKN. RES	UNSUCCESSFUL HUNTERS TOTAL	UNIT RES	OTHER STATE RES	NON-RES	UNKN. RES	PERCENT SUCCESSFUL TOTAL	UNIT RES	OTHER STATE RES	NON-RES	UNKN. RES	TOTAL DAYS	AVG. EFFORT
Unit 01																		
01A	Hunting/Trapping	n/a	n/a	n/a	n/a	n/a	n/a	n/a	n/a	n/a	n/a	n/a	n/a	n/a	n/a	n/a	n/a	n/a
01B	Hunting/Trapping	0	0	0	0	0	n/a	n/a	n/a	n/a	n/a	0.00	0.00	0.00	0.00	0.00	n/a	n/a
01C	Hunting/Trapping	0	0	0	0	0	n/a	n/a	n/a	n/a	n/a	0.00	0.00	0.00	0.00	0.00	n/a	n/a
01D	Hunting/Trapping	5	5	0	0	0	n/a	n/a	n/a	n/a	n/a	n/a	n/a	0.00	0.00	0.00	n/a	n/a
01	**TOTAL UNIT**	5	5	0	0	0	n/a	n/a	n/a	n/a	n/a							
Unit 03																		
03	Hunting/Trapping	0	0	0	0	0	n/a	n/a	n/a	n/a	n/a	0.00	0.00	0.00	0.00	0.00	n/a	n/a
03	**TOTAL UNIT**	0	0	0	0	0	n/a	n/a	n/a	n/a	n/a							
Unit 04																		
04	Hunting/Trapping	0	0	0	0	0	n/a	n/a	n/a	n/a	n/a	0.00	0.00	0.00	0.00	0.00	n/a	n/a
04	**TOTAL UNIT**	0	0	0	0	0	n/a	n/a	n/a	n/a	n/a							
Unit 05																		
05A	Hunting/Trapping	0	0	0	0	0	n/a	n/a	n/a	n/a	n/a	0.00	0.00	0.00	0.00	0.00	n/a	n/a
05B	Hunting/Trapping	0	0	0	0	0	n/a	n/a	n/a	n/a	n/a	0.00	0.00	0.00	0.00	0.00	n/a	n/a
05	**TOTAL UNIT**	0	0	0	0	0	n/a	n/a	n/a	n/a	n/a							
Unit 06																		
06A	Hunting/Trapping	0	0	0	0	0	n/a	n/a	n/a	n/a	n/a	0.00	0.00	0.00	0.00	0.00	n/a	n/a
06B	Hunting/Trapping	0	0	0	0	0	n/a	n/a	n/a	n/a	n/a	0.00	0.00	0.00	0.00	0.00	n/a	n/a
06C	Hunting/Trapping	0	0	0	0	0	n/a	n/a	n/a	n/a	n/a	0.00	0.00	0.00	0.00	0.00	n/a	n/a
06D	Hunting/Trapping	0	0	0	0	0	n/a	n/a	n/a	n/a	n/a	0.00	0.00	0.00	0.00	0.00	n/a	n/a
06	**TOTAL UNIT**	0	0	0	0	0	n/a	n/a	n/a	n/a	n/a							
Unit 09																		
09A	Hunting/Trapping	0	0	0	0	0	n/a	n/a	n/a	n/a	n/a	0.00	0.00	0.00	0.00	0.00	n/a	n/a
09B	Hunting/Trapping	n/a	n/a	n/a	n/a	n/a	n/a	n/a	n/a	n/a	n/a	n/a	n/a	n/a	n/a	n/a	n/a	n/a
09C	Hunting/Trapping	n/a	n/a	n/a	n/a	n/a	n/a	n/a	n/a	n/a	n/a	n/a	n/a	n/a	n/a	n/a	n/a	n/a
09D	Hunting/Trapping	0	0	0	0	0	n/a	n/a	n/a	n/a	n/a	0.00	0.00	0.00	0.00	0.00	n/a	n/a
09E	Hunting/Trapping	n/a	n/a	n/a	n/a	n/a	n/a	n/a	n/a	n/a	n/a	n/a	n/a	n/a	n/a	n/a	n/a	n/a
09	**TOTAL UNIT**	n/a	n/a	n/a	n/a	n/a	n/a	n/a	n/a	n/a	n/a							
Unit 13																		
13A	Hunting/Trapping	n/a	n/a	n/a	n/a	n/a	n/a	n/a	n/a	n/a	n/a	n/a	n/a	n/a	n/a	n/a	n/a	n/a
13B	Hunting/Trapping	n/a	n/a	n/a	n/a	n/a	n/a	n/a	n/a	n/a	n/a	n/a	n/a	n/a	n/a	n/a	n/a	n/a
13C	Hunting/Trapping	n/a	n/a	n/a	n/a	n/a	n/a	n/a	n/a	n/a	n/a	n/a	n/a	n/a	n/a	n/a	n/a	n/a
13D	Hunting/Trapping	n/a	n/a	n/a	n/a	n/a	n/a	n/a	n/a	n/a	n/a	n/a	n/a	n/a	n/a	n/a	n/a	n/a
13E	Hunting/Trapping	0	0	0	0	0	n/a	n/a	n/a	n/a	n/a	0.00	0.00	0.00	0.00	0.00	n/a	n/a
13	**TOTAL UNIT**	0	0	0	0	0	n/a	n/a	n/a	n/a	n/a							

1991-92 HUNTER INFORMATION BY SPECIES: LYNX

GMU	TYPE	HUNT TOTAL	SUCCESSFUL HUNTERS UNIT RES	SUCCESSFUL HUNTERS OTHER STATE RES	SUCCESSFUL HUNTERS NON-RES	SUCCESSFUL HUNTERS UNKN. RES	UNSUCCESSFUL HUNTERS TOTAL	UNSUCCESSFUL HUNTERS UNIT RES	UNSUCCESSFUL HUNTERS OTHER STATE RES	UNSUCCESSFUL HUNTERS NON-RES	UNSUCCESSFUL HUNTERS UNKN. RES	PERCENT SUCCESSFUL TOTAL	PERCENT SUCCESSFUL UNIT RES	PERCENT SUCCESSFUL OTHER STATE RES	PERCENT SUCCESSFUL NON-RES	PERCENT SUCCESSFUL UNKN. RES	TOTAL DAYS	AVG. EFFORT
Unit 14																		
14A	Hunting/Trapping	n/a	n/a	n/a	n/a	n/a	n/a	n/a	n/a	n/a	n/a	n/a	n/a	n/a	n/a	n/a	n/a	n/a
14B	Hunting/Trapping	0	0	0	0	0	n/a	n/a	n/a	n/a	n/a	0.00	0.00	0.00	0.00	0.00	n/a	n/a
14C	Hunting/Trapping	n/a	n/a	n/a	n/a	n/a	n/a	n/a	n/a	n/a	n/a	n/a	n/a	n/a	n/a	n/a	n/a	n/a
14	**TOTAL UNIT**	n/a	n/a	n/a	n/a	n/a	n/a	n/a	n/a	n/a	n/a							
Unit 16																		
16A	Hunting/Trapping	0	0	0	0	0	n/a	n/a	n/a	n/a	n/a	0.00	0.00	0.00	0.00	0.00	n/a	n/a
16B	Hunting/Trapping	n/a	n/a	n/a	n/a	n/a	n/a	n/a	n/a	n/a	n/a	n/a	n/a	n/a	n/a	n/a	n/a	n/a
16	**TOTAL UNIT**	n/a	n/a	n/a	n/a	n/a	n/a	n/a	n/a	n/a	n/a							
Unit 17																		
17A	Hunting/Trapping	0	0	0	0	0	n/a	n/a	n/a	n/a	n/a	0.00	0.00	0.00	0.00	0.00	n/a	n/a
17B	Hunting/Trapping	1	1	0	0	0	n/a	n/a	n/a	n/a	n/a	n/a	n/a	0.00	0.00	0.00	n/a	n/a
17C	Hunting/Trapping	0	0	0	0	0	n/a	n/a	n/a	n/a	n/a	0.00	0.00	0.00	0.00	0.00	n/a	n/a
17	**TOTAL UNIT**	1	1	0	0	0	n/a	n/a	n/a	n/a	n/a							
Unit 19																		
19A	Hunting/Trapping	n/a	n/a	n/a	n/a	n/a	n/a	n/a	n/a	n/a	n/a	n/a	n/a	n/a	n/a	n/a	n/a	n/a
19B	Hunting/Trapping	0	0	0	0	0	n/a	n/a	n/a	n/a	n/a	0.00	0.00	0.00	0.00	0.00	n/a	n/a
19C	Hunting/Trapping	n/a	n/a	n/a	n/a	n/a	n/a	n/a	n/a	n/a	n/a	n/a	n/a	n/a	n/a	n/a	n/a	n/a
19D	Hunting/Trapping	n/a	n/a	n/a	n/a	n/a	n/a	n/a	n/a	n/a	n/a	n/a	n/a	n/a	n/a	n/a	n/a	n/a
19	**TOTAL UNIT**	n/a	n/a	n/a	n/a	n/a	n/a	n/a	n/a	n/a	n/a							
Unit 22																		
22A	Hunting/Trapping	n/a	n/a	n/a	n/a	n/a	n/a	n/a	n/a	n/a	n/a	n/a	n/a	n/a	n/a	n/a	n/a	n/a
22B	Hunting/Trapping	0	0	0	0	0	n/a	n/a	n/a	n/a	n/a	0.00	0.00	0.00	0.00	0.00	n/a	n/a
22C	Hunting/Trapping	0	0	0	0	0	n/a	n/a	n/a	n/a	n/a	0.00	0.00	0.00	0.00	0.00	n/a	n/a
22D	Hunting/Trapping	0	0	0	0	0	n/a	n/a	n/a	n/a	n/a	0.00	0.00	0.00	0.00	0.00	n/a	n/a
22E	Hunting/Trapping	n/a	n/a	n/a	n/a	n/a	n/a	n/a	n/a	n/a	n/a	n/a	n/a	n/a	n/a	n/a	n/a	n/a
22	**TOTAL UNIT**	n/a	n/a	n/a	n/a	n/a	n/a	n/a	n/a	n/a	n/a							
Unit 23																		
23	Hunting/Trapping	1	1	0	0	0	n/a	n/a	n/a	n/a	n/a	n/a	n/a	0.00	0.00	0.00	n/a	n/a
23	**TOTAL UNIT**	1	1	0	0	0	n/a	n/a	n/a	n/a	n/a							

1991-92 HUNTER INFORMATION BY SPECIES: LYNX

GMU	TYPE	HUNT TOTAL	SUCCESSFUL HUNTERS				UNSUCCESSFUL HUNTERS					PERCENT SUCCESSFUL						
			UNIT RES	OTHER STATE RES	NON-RES	UNKN. RES	TOTAL	UNIT RES	OTHER STATE RES	NON-RES	UNKN. RES	TOTAL	UNIT RES	OTHER STATE RES	NON-RES	UNKN. RES	TOTAL DAYS	AVG. EFFORT
Unit 26																		
26A	Hunting/Trapping	0	0	0	0	0	n/a	n/a	n/a	n/a	n/a	0.00	0.00	0.00	0.00	0.00	n/a	n/a
26B	Hunting/Trapping	0	0	0	0	0	n/a	n/a	n/a	n/a	n/a	0.00	0.00	0.00	0.00	0.00	n/a	n/a
26C	Hunting/Trapping	0	0	0	0	0	n/a	n/a	n/a	n/a	n/a	0.00	0.00	0.00	0.00	0.00	n/a	n/a
26	**TOTAL UNIT**	0	0	0	0	0	n/a	n/a	n/a	n/a	n/a							
TOTAL STATEWIDE		7	7	n/a	n/a	n/a	n/a	n/a	n/a	n/a	n/a							

DATA IS PRESENTED ONLY FOR UNITS WHERE HUNTER INFORMATION IS AVAILABLE

1991-92 HUNTER INFORMATION BY SPECIES: MARTEN

GMU	TYPE	HUNT TOTAL	SUCCESSFUL HUNTERS: UNIT RES	SUCCESSFUL HUNTERS: OTHER STATE RES	SUCCESSFUL HUNTERS: NON-RES	SUCCESSFUL HUNTERS: UNKN. RES	UNSUCCESSFUL HUNTERS: TOTAL	UNSUCCESSFUL HUNTERS: UNIT RES	UNSUCCESSFUL HUNTERS: OTHER STATE RES	UNSUCCESSFUL HUNTERS: NON-RES	UNSUCCESSFUL HUNTERS: UNKN. RES	PERCENT SUCCESSFUL: TOTAL	PERCENT SUCCESSFUL: UNIT RES	PERCENT SUCCESSFUL: OTHER STATE RES	PERCENT SUCCESSFUL: NON-RES	PERCENT SUCCESSFUL: UNKN. RES	TOTAL DAYS	AVG. EFFORT
Unit 01																		
01A	Trapping	24	24	0	0	0	n/a	n/a	n/a	n/a	n/a	n/a	n/a	0.00	0.00	0.00	n/a	n/a
01B	Trapping	363	0	363	0	0	n/a	n/a	n/a	n/a	n/a	n/a	0.00	n/a	0.00	0.00	n/a	n/a
01C	Trapping	12	11	1	0	0	n/a	n/a	n/a	n/a	n/a	n/a	n/a	n/a	0.00	0.00	n/a	n/a
01D	Trapping	5	5	0	0	0	n/a	n/a	n/a	n/a	n/a	n/a	n/a	0.00	0.00	0.00	n/a	n/a
01	**TOTAL UNIT**	404	40	364	0	0	n/a	n/a	n/a	n/a	n/a							
Unit 02																		
02	Trapping	34	25	9	0	0	n/a	n/a	n/a	n/a	n/a	n/a	n/a	n/a	0.00	0.00	n/a	n/a
02	**TOTAL UNIT**	34	25	9	0	0	n/a	n/a	n/a	n/a	n/a							
Unit 03																		
03	Trapping	216	206	10	0	0	n/a	n/a	n/a	n/a	n/a	n/a	n/a	n/a	0.00	0.00	n/a	n/a
03	**TOTAL UNIT**	216	206	10	0	0	n/a	n/a	n/a	n/a	n/a							
Unit 04																		
04	Trapping	51	34	17	0	0	n/a	n/a	n/a	n/a	n/a	n/a	n/a	n/a	0.00	0.00	n/a	n/a
04	**TOTAL UNIT**	51	34	17	0	0	n/a	n/a	n/a	n/a	n/a							
Unit 05																		
05A	Trapping	3	3	0	0	0	n/a	n/a	n/a	n/a	n/a	n/a	n/a	0.00	0.00	0.00	n/a	n/a
05B	Trapping	1	1	0	0	0	n/a	n/a	n/a	n/a	n/a	n/a	n/a	0.00	0.00	0.00	n/a	n/a
05	**TOTAL UNIT**	4	4	0	0	0	n/a	n/a	n/a	n/a	n/a							
Unit 15																		
15A	Trapping	0	0	0	0	0	n/a	n/a	n/a	n/a	n/a	0.00	0.00	0.00	0.00	0.00	n/a	n/a
15B	Trapping	n/a	n/a	n/a	n/a	n/a	n/a	n/a	n/a	n/a	n/a	n/a	n/a	n/a	n/a	n/a	n/a	n/a
15C	Trapping	0	0	0	0	0	n/a	n/a	n/a	n/a	n/a	0.00	0.00	0.00	0.00	0.00	n/a	n/a
15	**TOTAL UNIT**	0	0	0	0	0	n/a	n/a	n/a	n/a	n/a							
TOTAL STATEWIDE		709	309	400	n/a	n/a	n/a	n/a	n/a	n/a	n/a							

DATA IS PRESENTED ONLY FOR UNITS WHERE HUNTER INFORMATION IS AVAILABLE

1991-92 HUNTER INFORMATION BY SPECIES: MINK

GMU	TYPE	HUNT	SUCCESSFUL HUNTERS TOTAL	UNIT RES	OTHER STATE RES	NON-RES	UNKN. RES	UNSUCCESSFUL HUNTERS TOTAL	UNIT RES	OTHER STATE RES	NON-RES	UNKN. RES	PERCENT SUCCESSFUL TOTAL	UNIT RES	OTHER STATE RES	NON-RES	UNKN. RES	TOTAL DAYS	AVG. EFFORT
TOTAL STATEWIDE			n/a	n/a	n/a	n/a	n/a	n/a	n/a	n/a	n/a	n/a							

DATA IS PRESENTED ONLY FOR UNITS WHERE HUNTER INFORMATION IS AVAILABLE

1991-92 HUNTER INFORMATION BY SPECIES: MOOSE

GMU	TYPE	HUNT	SUCCESSFUL HUNTERS TOTAL	UNIT RES	OTHER STATE RES	NON-RES	UNKN. RES	UNSUCCESSFUL HUNTERS TOTAL	UNIT RES	OTHER STATE RES	NON-RES	UNKN. RES	PERCENT SUCCESSFUL TOTAL	UNIT RES	OTHER STATE RES	NON-RES	UNKN. RES	TOTAL DAYS	AVG. EFFORT
Unit 01																			
01A	General Season		5	5	0	0	0	35	33	0	1	1	12.50	13.16	0.00	0.00	0.00	234	5.85
01B	General Season		24	0	24	0	0	190	11	178	0	1	11.21	0.00	11.88	0.00	0.00	1534	7.17
01B	Registration	0955	15	1	14	0	0	108	7	101	0	0	12.20	12.50	12.17	0.00	0.00	471	3.83
01B	**TOTAL SUBUNIT**		39	1	38	0	0	298	18	279	0	1							
01C	Drawing	0901	5	5	0	0	0	0	0	0	0	0	100.00	100.00	0.00	0.00	0.00	9	1.80
01C	Drawing	0902	5	5	0	0	0	0	0	0	0	0	100.00	100.00	0.00	0.00	0.00	11	2.20
01C	Registration	0956	26	25	1	0	0	267	216	51	0	0	8.87	10.37	1.92	0.00	0.00	768	2.62
01C	**TOTAL SUBUNIT**		36	35	1	0	0	267	216	51	0	0							
01	**TOTAL UNIT**		80	41	39	0	0	600	267	330	1	2							
Unit 03																			
03	General Season		9	9	0	0	0	121	114	3	0	4	6.92	7.32	0.00	0.00	0.00	439	3.38
03	**TOTAL UNIT**		9	9	0	0	0	121	114	3	0	4							
Unit 05																			
05A	Registration	0961	52	28	22	2	0	168	126	37	5	0	23.64	18.18	37.29	28.57	0.00	591	2.69
05B	Registration	0962	17	7	8	2	0	37	20	15	2	0	31.48	25.93	34.78	50.00	0.00	161	2.98
05	**TOTAL UNIT**		69	35	30	4	0	205	146	52	7	0							
Unit 06																			
06A	General Season		122	57	26	36	3	61	20	31	9	1	66.67	74.03	45.61	80.00	75.00	738	4.03
06B	General Season		0	0	0	0	0	0	0	0	0	0	0.00	0.00	0.00	0.00	0.00	0	n/a
06B	Registration	0964	35	31	4	0	0	154	137	17	0	0	18.52	18.45	19.05	0.00	0.00	937	4.96
06B	Drawing	0966	13	12	1	0	0	12	12	0	0	0	52.00	50.00	100.00	0.00	0.00	157	6.28
06B	Drawing	0967	0	0	0	0	0	1	0	1	0	0	0.00	0.00	0.00	0.00	0.00	3	3.00
06B	**TOTAL SUBUNIT**		48	43	5	0	0	167	149	18	0	0							
06C	Drawing	0967	15	15	0	0	0	4	3	1	0	0	78.95	83.33	0.00	0.00	0.00	90	4.74
06C	Drawing	0968	13	13	0	0	0	5	5	0	0	0	72.22	72.22	0.00	0.00	0.00	61	3.39
06C	**TOTAL SUBUNIT**		28	28	0	0	0	9	8	1	0	0							
06D	General Season		1	0	1	0	0	18	9	8	1	0	5.26	0.00	11.11	0.00	0.00	68	3.58
06Z	General Season		1	0	0	1	0	2	0	2	0	0	33.33	0.00	0.00	100.00	0.00	13	4.33
06	**TOTAL UNIT**		200	128	32	37	3	257	186	60	10	1							
Unit 07																			
07	General Season		61	24	32	4	1	419	186	222	5	6	12.71	11.43	12.60	44.44	14.29	2752	5.73
07	Drawing	0910	13	0	13	0	0	6	0	6	0	0	68.42	0.00	68.42	0.00	0.00	53	2.79
07	Drawing	0911	28	0	28	0	0	6	0	6	0	0	82.35	0.00	82.35	0.00	0.00	90	2.65
07	**TOTAL UNIT**		102	24	73	4	1	431	186	234	5	6							

1991-92 HUNTER INFORMATION BY SPECIES: MOOSE

GMU	TYPE	HUNT	SUCCESSFUL HUNTERS TOTAL	UNIT RES	OTHER STATE RES	NON-RES	UNKN. RES	UNSUCCESSFUL HUNTERS TOTAL	UNIT RES	OTHER STATE RES	NON-RES	UNKN. RES	PERCENT SUCCESSFUL TOTAL	UNIT RES	OTHER STATE RES	NON-RES	UNKN. RES	TOTAL DAYS	AVG. EFFORT
Unit 09																			
09A	General Season		5	0	5	0	0	16	0	14	2	0	23.81	0.00	26.32	0.00	0.00	110	5.24
09B	General Season		57	14	14	27	2	109	18	47	43	1	34.34	43.75	22.95	38.57	66.67	1019	6.14
09C	General Season		47	28	7	12	0	110	62	33	11	4	29.94	31.11	17.50	52.17	0.00	830	5.29
09C	Registration	0972	17	13	4	0	0	68	29	32	0	7	20.00	30.95	11.11	0.00	0.00	280	3.29
09C	**TOTAL SUBUNIT**		64	41	11	12	0	178	91	65	11	11							
09D	General Season		1	1	0	0	0	1	0	1	0	0	50.00	100.00	0.00	0.00	0.00	11	5.50
09E	General Season		95	6	11	75	3	70	6	41	22	1	57.58	50.00	21.15	77.32	75.00	1017	6.16
09Z	General Season		0	0	0	0	0	4	0	4	0	0	0.00	0.00	0.00	0.00	0.00	12	3.00
09	**TOTAL UNIT**		222	62	41	114	5	378	115	172	78	13							
Unit 11																			
11	General Season		42	0	38	3	1	145	6	133	4	2	22.46	0.00	22.22	42.86	33.33	1306	6.98
11	**TOTAL UNIT**		42	0	38	3	1	145	6	133	4	2							
Unit 12																			
12	General Season		110	48	49	13	0	305	160	132	9	4	26.51	23.08	27.07	59.09	0.00	2877	6.93
12	**TOTAL UNIT**		110	48	49	13	0	305	160	132	9	4							
Unit 13																			
13A	General Season		117	4	113	0	0	468	37	426	2	3	20.00	9.76	20.96	0.00	0.00	2846	4.86
13A	Federal	0913	3	3	0	0	0	1	0	1	0	0	75.00	100.00	0.00	0.00	0.00	3	0.75
13A	**TOTAL SUBUNIT**		120	7	113	0	0	469	37	427	2	3							
13B	General Season		161	10	147	1	3	549	117	423	1	8	22.68	7.87	25.79	50.00	27.27	3497	4.93
13B	Federal	0913	60	57	3	0	0	61	58	1	0	2	49.59	49.57	75.00	0.00	0.00	730	6.03
13B	**TOTAL SUBUNIT**		221	67	150	1	3	610	175	424	1	10							
13C	General Season		86	13	73	0	0	170	50	116	1	3	33.59	20.63	38.62	0.00	0.00	1379	5.39
13C	Federal	0913	4	4	0	0	0	1	1	0	0	0	80.00	80.00	0.00	0.00	0.00	24	4.80
13C	**TOTAL SUBUNIT**		90	17	73	0	0	171	51	116	1	3							
13D	General Season		51	6	45	0	0	199	39	157	0	3	20.40	13.33	22.28	0.00	0.00	1122	4.49
13D	Federal	0913	15	15	0	0	0	7	7	0	0	0	68.18	68.18	0.00	0.00	0.00	159	7.23
13D	**TOTAL SUBUNIT**		66	21	45	0	0	206	46	157	0	3							
13E	General Season		166	18	146	0	2	387	24	357	0	6	30.02	42.86	29.03	0.00	25.00	2545	4.60
13E	Federal	0913	15	15	0	0	0	7	6	1	0	0	68.18	71.43	0.00	0.00	0.00	159	7.23
13E	**TOTAL SUBUNIT**		181	33	146	0	2	394	30	358	0	6							
13Z	General Season		6	1	5	0	0	149	47	100	0	2	3.87	2.08	4.76	0.00	0.00	843	5.44
13Z	Federal	0913	5	4	1	0	0	351	327	20	0	4	1.40	1.21	4.76	0.00	0.00	3196	8.98
13Z	**TOTAL SUBUNIT**		11	5	6	0	0	500	374	120	0	6							
13	**TOTAL UNIT**		689	150	533	1	5	2350	713	1602	4	31							
Unit 14																			
14A	General Season		495	469	11	9	6	2360	2286	39	12	23	17.34	17.02	22.00	42.86	20.69	14502	5.08
14A	Drawing	0919	18	18	0	0	0	12	12	0	0	0	60.00	60.00	0.00	0.00	0.00	160	5.33
14A	Drawing	0920	21	20	1	0	0	36	35	1	0	0	36.84	36.36	50.00	0.00	0.00	313	5.49
14A	**TOTAL SUBUNIT**		534	507	12	9	6	2408	2333	40	12	23							

1991-92 HUNTER INFORMATION BY SPECIES: MOOSE

GMU	TYPE	HUNT	SUCCESSFUL HUNTERS TOTAL	UNIT RES	OTHER STATE RES	NON-RES	UNKN. RES	UNSUCCESSFUL HUNTERS TOTAL	UNIT RES	OTHER STATE RES	NON-RES	UNKN. RES	PERCENT SUCCESSFUL TOTAL	UNIT RES	OTHER STATE RES	NON-RES	UNKN. RES	TOTAL DAYS	AVG. EFFORT
Unit 14																			
14B	General Season		53	50	1	0	2	294	282	6	5	1	15.27	15.06	14.29	0.00	66.67	1543	4.45
14C	General Season		53	48	0	2	3	218	207	7	3	1	19.56	18.82	0.00	40.00	75.00	1107	4.08
14C	Drawing	0910	21	19	2	0	0	13	11	2	0	0	61.76	63.33	50.00	0.00	0.00	112	3.29
14C	Drawing	0911	16	15	1	0	0	10	10	0	0	0	61.54	60.00	100.00	0.00	0.00	77	2.96
14C	Drawing	0921	7	6	1	0	0	1	1	0	0	0	87.50	85.71	100.00	0.00	0.00	41	5.13
14C	Drawing	0922	7	6	1	0	0	4	3	1	0	0	63.64	66.67	50.00	0.00	0.00	48	4.36
14C	Drawing	0923	6	4	1	1	0	6	3	3	0	0	50.00	57.14	25.00	100.00	0.00	81	6.75
14C	Drawing	0924	21	18	2	1	0	22	19	2	1	0	48.84	48.65	50.00	50.00	0.00	472	10.98
14C	Drawing	0925	21	21	0	0	0	8	6	2	0	0	72.41	77.78	0.00	0.00	0.00	226	7.79
14C	Drawing	0927	27	26	1	0	0	15	15	0	0	0	64.29	63.41	100.00	0.00	0.00	232	5.52
14C	Drawing	0929	5	5	0	0	0	0	0	0	0	0	100.00	100.00	0.00	0.00	0.00	15	3.00
14C	Drawing	0941	10	9	1	0	0	4	4	0	0	0	71.43	69.23	100.00	0.00	0.00	94	6.71
14C	Drawing	0943	8	8	0	0	0	4	3	1	0	0	66.67	72.73	0.00	0.00	0.00	53	4.42
14C	Drawing	0948	1	1	0	0	0	12	10	1	0	1	7.69	9.09	0.00	0.00	0.00	129	9.92
14C	Drawing	0949	2	2	0	0	0	8	8	0	0	0	20.00	20.00	0.00	0.00	0.00	89	8.90
14C	Registration	0975	5	5	0	0	0	195	186	7	1	1	2.50	2.62	0.00	0.00	0.00	854	4.27
14C	**TOTAL SUBUNIT**		210	193	10	4	3	520	486	26	5	3							
14Z	General Season		3	2	0	1	0	38	34	3	1	0	7.32	5.56	0.00	50.00	0.00	175	4.27
14	**TOTAL UNIT**		800	752	23	14	11	3260	3135	75	23	27							
Unit 15																			
15A	General Season		185	150	26	2	7	1033	810	184	13	26	15.19	15.63	12.38	13.33	21.21	7481	6.14
15A	Drawing	0944	11	6	5	0	0	9	4	5	0	0	55.00	60.00	50.00	0.00	0.00	73	3.65
15A	**TOTAL SUBUNIT**		196	156	31	2	7	1042	814	189	13	26							
15B	General Season		39	31	3	0	5	265	197	42	5	21	12.83	13.60	6.67	0.00	19.23	1871	6.15
15B	Drawing	0930	0	0	0	0	0	7	1	4	2	0	0.00	0.00	0.00	0.00	0.00	66	9.43
15B	Drawing	0931	1	0	1	0	0	8	0	8	0	0	11.11	0.00	11.11	0.00	0.00	45	5.00
15B	Drawing	0932	3	2	0	1	0	0	0	0	0	0	100.00	100.00	0.00	100.00	0.00	11	3.67
15B	Drawing	0933	2	2	0	0	0	1	0	1	0	0	66.67	100.00	0.00	0.00	0.00	18	6.00
15B	Drawing	0934	6	4	2	0	0	2	1	1	0	0	75.00	80.00	66.67	0.00	0.00	48	6.00
15B	Drawing	0935	9	5	4	0	0	1	0	1	0	0	90.00	100.00	80.00	0.00	0.00	60	6.00
15B	Drawing	0936	2	2	0	0	0	3	3	0	0	0	40.00	40.00	0.00	0.00	0.00	23	4.60
15B	Drawing	0937	5	0	4	1	0	3	2	1	0	0	62.50	0.00	80.00	100.00	0.00	48	6.00
15B	Drawing	0938	3	1	1	1	0	2	0	2	0	0	60.00	100.00	33.33	100.00	0.00	13	2.60
15B	Drawing	0939	7	5	2	0	0	2	1	0	0	1	77.78	83.33	100.00	0.00	0.00	65	7.22
15B	**TOTAL SUBUNIT**		77	52	17	3	5	294	205	60	7	22							
15C	General Season		293	243	29	9	12	876	715	116	5	40	25.06	25.37	20.00	64.29	23.08	6904	5.91
15C	Tier II	0940T	0	0	0	0	0	13	13	0	0	0	0.00	0.00	0.00	0.00	0.00	246	18.92
15C	**TOTAL SUBUNIT**		293	243	29	9	12	889	728	116	5	40							
15Z	General Season		4	3	0	0	1	29	16	9	1	3	12.12	15.79	0.00	0.00	25.00	197	5.97
15	**TOTAL UNIT**		570	454	77	14	25	2254	1763	374	26	91							

1991-92 HUNTER INFORMATION BY SPECIES: MOOSE

GMU	TYPE	HUNT	SUCCESSFUL HUNTERS TOTAL	UNIT RES	OTHER STATE RES	NON-RES	UNKN. RES	UNSUCCESSFUL HUNTERS TOTAL	UNIT RES	OTHER STATE RES	NON-RES	UNKN. RES	PERCENT SUCCESSFUL TOTAL	UNIT RES	OTHER STATE RES	NON-RES	UNKN. RES	TOTAL DAYS	AVG. EFFORT
Unit 16																			
16A	General Season		138	9	123	4	2	721	29	672	12	8	16.07	23.68	15.47	25.00	20.00	4593	5.35
16B	General Season		210	15	156	35	4	585	26	511	41	7	26.42	36.59	23.39	46.05	36.36	4538	5.71
16B	Federal	0916	1	1	0	0	0	3	2	1	0	0	25.00	33.33	0.00	0.00	0.00	11	2.75
16B	Tier II	0979T	51	20	31	0	0	34	16	18	0	0	60.00	55.56	63.27	0.00	0.00	281	3.31
16B	**TOTAL SUBUNIT**		262	36	187	35	4	622	44	530	41	7							
16Z	General Season		2	0	2	0	0	20	0	20	0	0	9.09	0.00	9.09	0.00	0.00	126	5.73
16	**TOTAL UNIT**		402	45	312	39	6	1363	73	1222	53	15							
Unit 17																			
17B	General Season		156	21	62	64	9	250	26	89	130	5	38.42	44.68	41.06	32.99	64.29	2954	7.28
17B	Registration	0983	16	16	0	0	0	53	42	10	0	1	23.19	27.59	0.00	0.00	0.00	284	4.12
17B	**TOTAL SUBUNIT**		172	37	62	64	9	303	68	99	130	6							
17C	General Season		57	46	8	2	1	75	67	7	0	1	43.18	40.71	53.33	100.00	50.00	626	4.74
17C	Registration	0983	28	26	2	0	0	81	76	4	0	1	25.69	25.49	33.33	0.00	0.00	524	4.81
17C	**TOTAL SUBUNIT**		85	72	10	2	1	156	143	11	0	2							
17Z	General Season		5	1	2	1	1	3	2	0	1	0	62.50	33.33	100.00	50.00	100.00	55	6.88
17Z	Registration	0983	6	6	0	0	0	57	55	2	0	0	9.52	9.84	0.00	0.00	0.00	239	3.79
17Z	**TOTAL SUBUNIT**		11	7	2	1	1	60	57	2	1	0							
17	**TOTAL UNIT**		268	116	74	67	11	519	268	112	131	8							
Unit 18																			
18	General Season		64	53	4	1	6	118	106	8	2	2	35.16	33.33	33.33	33.33	75.00	1409	7.74
18	**TOTAL UNIT**		64	53	4	1	6	118	106	8	2	2							
Unit 19																			
19A	General Season		137	30	89	12	6	118	26	73	15	4	53.73	53.57	54.94	44.44	60.00	1794	7.04
19A	Registration	0984T	n/a	n/a	n/a	n/a	n/a	n/a	n/a	n/a	n/a	n/a	n/a	n/a	n/a	n/a	n/a	n/a	n/a
19A	**TOTAL SUBUNIT**		137	30	89	12	6	118	26	73	15	4							
19B	General Season		102	3	50	43	6	145	0	70	73	2	41.30	100.00	41.67	37.07	75.00	1867	7.56
19C	General Season		129	5	72	51	1	104	1	71	26	6	55.36	83.33	50.35	66.23	14.29	1407	6.04
19D	General Season		102	48	44	10	0	139	86	34	17	2	42.32	35.82	56.41	37.04	0.00	1972	8.18
19Z	General Season		6	1	2	3	0	28	7	12	9	0	17.65	12.50	14.29	25.00	0.00	299	8.79
19	**TOTAL UNIT**		476	87	257	119	13	534	120	260	140	14							
Unit 20																			
20A	General Season		382	264	62	48	8	772	566	148	48	10	33.10	31.81	29.52	50.00	44.44	7308	6.33
20B	General Season		429	359	41	17	12	2168	1941	110	93	24	16.52	15.61	27.15	15.45	33.33	15183	5.85
20B	Federal	0920	0	0	0	0	0	1	1	0	0	0	0.00	0.00	0.00	0.00	0.00	5	5.00
20B	Tier II	0985T	36	34	2	0	0	48	43	5	0	0	42.86	44.16	28.57	0.00	0.00	431	5.13
20B	Registration	0986	28	0	0	0	28	232	1	0	0	231	10.77	0.00	0.00	0.00	10.81	1295	4.98
20B	**TOTAL SUBUNIT**		493	393	43	17	40	2449	1986	115	93	255							

1991-92 HUNTER INFORMATION BY SPECIES: MOOSE

GMU	TYPE	HUNT	SUCCESSFUL HUNTERS TOTAL	UNIT RES	OTHER STATE RES	NON-RES	UNKN. RES	UNSUCCESSFUL HUNTERS TOTAL	UNIT RES	OTHER STATE RES	NON-RES	UNKN. RES	PERCENT SUCCESSFUL TOTAL	UNIT RES	OTHER STATE RES	NON-RES	UNKN. RES	TOTAL DAYS	AVG. EFFORT
Unit 20																			
20C	General Season		142	104	27	9	2	235	178	52	2	3	37.67	36.88	34.18	81.82	40.00	2230	5.92
20D	General Season		144	118	21	4	1	515	444	51	13	7	21.85	21.00	29.17	23.53	12.50	4017	6.10
20D	Tier II	0987T	0	0	0	0	0	5	0	5	0	0	0.00	0.00	0.00	0.00	0.00	38	7.60
20D	**TOTAL SUBUNIT**		144	118	21	4	1	520	444	56	13	7							
20E	General Season		91	33	54	3	1	343	112	219	9	3	20.97	22.76	19.78	25.00	25.00	3026	6.97
20F	General Season		37	26	10	1	0	118	91	18	3	6	23.87	22.22	35.71	25.00	0.00	815	5.26
20Z	General Season		6	5	1	0	0	64	45	18	1	0	8.57	10.00	5.26	0.00	0.00	523	7.47
20	**TOTAL UNIT**		1295	943	218	82	52	4501	3422	626	169	284							
Unit 21																			
21A	General Season		137	3	97	35	2	81	1	52	26	2	62.84	75.00	65.10	57.38	50.00	1471	6.75
21B	General Season		65	18	37	8	2	88	19	60	8	1	42.48	48.65	38.14	50.00	66.67	1304	8.52
21C	General Season		20	0	15	5	0	20	0	17	3	0	50.00	0.00	46.88	62.50	0.00	280	7.00
21D	General Season		303	105	150	42	6	176	60	97	16	3	63.26	63.64	60.73	72.41	66.67	2814	5.87
21E	General Season		153	47	93	8	5	83	21	53	6	3	64.83	69.12	63.70	57.14	62.50	1461	6.19
21Z	General Season		2	0	2	0	0	12	1	5	6	0	14.29	0.00	28.57	0.00	0.00	92	6.57
21	**TOTAL UNIT**		680	173	394	98	15	460	102	284	65	9							
Unit 22																			
22A	General Season		26	22	1	3	0	48	41	5	1	1	35.14	34.92	16.67	75.00	0.00	865	11.69
22B	General Season		67	37	17	11	2	63	43	13	7	0	51.54	46.25	56.67	61.11	100.00	868	6.68
22C	General Season		19	11	5	2	1	37	31	5	1	0	33.93	26.19	50.00	66.67	100.00	290	5.18
22D	General Season		177	136	29	11	1	162	130	26	4	2	52.21	51.13	52.73	73.33	33.33	2855	8.42
22E	General Season		12	11	0	0	1	7	7	0	0	0	63.16	61.11	0.00	0.00	100.00	148	7.79
22Z	General Season		0	0	0	0	0	35	29	5	1	0	0.00	0.00	0.00	0.00	0.00	313	8.94
22	**TOTAL UNIT**		301	217	52	27	5	352	281	54	14	3							
Unit 23																			
23	General Season		176	38	60	69	9	171	42	71	52	6	50.72	47.50	45.80	57.02	60.00	2292	6.61
23	**TOTAL UNIT**		176	38	60	69	9	171	42	71	52	6							
Unit 24																			
24	General Season		144	47	73	23	1	171	16	136	16	3	45.71	74.60	34.93	58.97	25.00	2050	6.51
24	**TOTAL UNIT**		144	47	73	23	1	171	16	136	16	3							
Unit 25																			
25A	General Season		47	4	21	22	0	35	0	22	13	0	57.32	100.00	48.84	62.86	0.00	701	8.55
25B	General Season		32	9	17	4	2	38	12	22	4	0	45.71	42.86	43.59	50.00	100.00	496	7.09
25C	General Season		46	2	41	3	0	118	12	96	7	3	28.05	14.29	29.93	30.00	0.00	885	5.40
25D	General Season		29	17	11	1	0	62	31	31	0	0	31.87	35.42	26.19	100.00	0.00	525	5.77
25D	Federal	0925	8	8	0	0	0	6	6	0	0	0	57.14	57.14	0.00	0.00	0.00	148	10.57
25D	Tier II	0994T	6	5	1	0	0	13	9	4	0	0	31.58	35.71	20.00	0.00	0.00	106	5.58
25D	**TOTAL SUBUNIT**		43	30	12	1	0	81	46	35	0	0							

1991-92 HUNTER INFORMATION BY SPECIES: MOOSE

GMU	TYPE	HUNT	SUCCESSFUL HUNTERS TOTAL	UNIT RES	OTHER STATE RES	NON-RES	UNKN. RES	UNSUCCESSFUL HUNTERS TOTAL	UNIT RES	OTHER STATE RES	NON-RES	UNKN. RES	PERCENT SUCCESSFUL TOTAL	UNIT RES	OTHER STATE RES	NON-RES	UNKN. RES	TOTAL DAYS	AVG. EFFORT
Unit 25																			
25Z	General Season		1	0	1	0	0	17	3	11	3	0	5.56	0.00	8.33	0.00	0.00	144	8.00
25Z	Federal	0925	0	0	0	0	0	3	3	0	0	0	0.00	0.00	0.00	0.00	0.00	18	6.00
25Z	**TOTAL SUBUNIT**		1	0	1	0	0	20	6	11	3	0							
25	**TOTAL UNIT**		169	45	92	30	2	292	76	186	27	3							
Unit 26																			
26A	General Season		67	9	28	29	1	35	3	24	8	0	65.69	75.00	53.85	78.38	100.00	583	5.72
26B	General Season		28	0	9	16	3	21	1	11	7	2	57.14	0.00	45.00	69.57	60.00	302	6.16
26C	General Season		6	1	2	3	0	5	0	2	3	0	54.55	100.00	50.00	50.00	0.00	84	7.64
26Z	General Season		0	0	0	0	0	4	0	4	0	0	0.00	0.00	0.00	0.00	0.00	24	6.00
26	**TOTAL UNIT**		101	10	39	48	4	65	4	41	18	2							
Unit 27																			
27Z	General Season		35	0	29	5	1	294	0	264	26	4	10.64	0.00	9.90	16.13	20.00	1093	3.32
27	**TOTAL UNIT**		35	0	29	5	1	294	0	264	26	4							
TOTAL STATEWIDE			7004	3477	2539	812	176	19146	11301	6431	880	534							

1991-92 HUNTER INFORMATION BY SPECIES: MT. GOAT

GMU	TYPE	HUNT	SUCCESSFUL HUNTERS TOTAL	UNIT RES	OTHER STATE RES	NON-RES	UNKN. RES	UNSUCCESSFUL HUNTERS TOTAL	UNIT RES	OTHER STATE RES	NON-RES	UNKN. RES	PERCENT SUCCESSFUL TOTAL	UNIT RES	OTHER STATE RES	NON-RES	UNKN. RES	TOTAL DAYS	AVG. EFFORT
Unit 01																			
01A	Registration	0801	16	15	1	0	0	80	73	7	0	0	16.67	17.05	12.50	0.00	0.00	272	2.83
01B	Federal	0801	1	0	1	0	0	2	0	2	0	0	33.33	0.00	33.33	0.00	0.00	6	2.00
01B	Registration	0801	6	0	4	2	0	13	0	13	0	0	31.58	0.00	23.53	100.00	0.00	57	3.00
01B	**TOTAL HUNT**	0801	7	0	5	2	0	15	0	15	0	0							
01B	Registration	0804	11	0	10	1	0	43	0	43	0	0	20.37	0.00	18.87	100.00	0.00	149	2.76
01B	**TOTAL SUBUNIT**		18	0	15	3	0	58	0	58	0	0							
01C	Registration	0802-03	22	14	3	5	0	94	78	10	5	1	18.97	15.22	23.08	50.00	0.00	162	1.40
01D	Registration	0805-06	25	21	4	0	0	110	80	29	1	0	18.52	20.79	12.12	0.00	0.00	151	1.12
01	**TOTAL UNIT**		81	50	23	8	0	342	231	104	6	1							
Unit 04																			
04	Registration	0815	29	27	1	1	0	85	77	6	2	0	25.44	25.96	14.29	33.33	0.00	338	2.96
04	**TOTAL UNIT**		29	27	1	1	0	85	77	6	2	0							
Unit 05																			
05A	Registration	0817	8	2	5	1	0	9	1	2	6	0	47.06	66.67	71.43	14.29	0.00	38	2.24
05	**TOTAL UNIT**		8	2	5	1	0	9	1	2	6	0							
Unit 06																			
06A	Registration	0820	12	0	1	11	0	5	0	3	2	0	70.59	0.00	25.00	84.62	0.00	70	4.12
06A	Registration	0825	1	0	0	1	0	0	0	0	0	0	100.00	0.00	0.00	100.00	0.00	2	2.00
06A	Registration	0878	0	0	0	0	0	0	0	0	0	0	0.00	0.00	0.00	0.00	0.00	0	n/a
06A	**TOTAL SUBUNIT**		13	0	1	12	0	5	0	3	2	0							
06B	Registration	0826	4	0	1	3	0	3	0	3	0	0	57.14	0.00	25.00	100.00	0.00	16	2.29
06B	Registration	0878	1	0	0	1	0	0	0	0	0	0	100.00	0.00	0.00	100.00	0.00	3	3.00
06B	**TOTAL SUBUNIT**		5	0	1	4	0	3	0	3	0	0							
06D	Registration	0822	9	2	4	3	0	13	6	5	2	0	40.91	25.00	44.44	60.00	0.00	72	3.27
06D	Registration	0828	2	1	1	0	0	8	1	7	0	0	20.00	50.00	12.50	0.00	0.00	136	13.60
06D	Registration	0829	13	3	10	0	0	8	2	6	0	0	61.90	60.00	62.50	0.00	0.00	58	2.76
06D	Registration	0830	6	0	5	1	0	10	0	9	1	0	37.50	0.00	35.71	50.00	0.00	40	2.50
06D	Registration	0879	2	1	1	0	0	11	1	10	0	0	15.38	50.00	9.09	0.00	0.00	146	11.23
06D	**TOTAL SUBUNIT**		32	7	21	4	0	50	10	37	3	0							
06Z	Federal	0806	0	0	0	0	0	1	1	0	0	0	0.00	0.00	0.00	0.00	0.00	1	1.00
06	**TOTAL UNIT**		50	7	23	20	0	59	11	43	5	0							
Unit 07																			
07	Registration	0812	3	0	3	0	0	30	1	29	0	0	9.09	0.00	9.38	0.00	0.00	60	1.82
07	Drawing	0831	0	0	0	0	0	2	0	2	0	0	0.00	0.00	0.00	0.00	0.00	9	4.50
07	Drawing	0833	4	0	3	1	0	1	0	1	0	0	80.00	0.00	75.00	100.00	0.00	7	1.40
07	Drawing	0834	2	0	2	0	0	0	0	0	0	0	100.00	0.00	100.00	0.00	0.00	11	5.50
07	Drawing	0835	0	0	0	0	0	2	0	2	0	0	0.00	0.00	0.00	0.00	0.00	10	5.00

1991-92 HUNTER INFORMATION BY SPECIES: MT. GOAT

GMU	TYPE	HUNT	SUCCESSFUL HUNTERS TOTAL	UNIT RES	OTHER STATE RES	NON-RES	UNKN. RES	UNSUCCESSFUL HUNTERS TOTAL	UNIT RES	OTHER STATE RES	NON-RES	UNKN. RES	PERCENT SUCCESSFUL TOTAL	UNIT RES	OTHER STATE RES	NON-RES	UNKN RES	TOTAL DAYS	AVG. EFFORT
Unit 07																			
07	Drawing	0836	2	0	2	0	0	14	0	13	1	0	12.50	0.00	13.33	0.00	0.00	58	3.63
07	Drawing	0837	1	0	1	0	0	1	0	1	0	0	50.00	0.00	50.00	0.00	0.00	7	3.50
07	Drawing	0839	1	0	1	0	0	6	1	5	0	0	14.29	0.00	16.67	0.00	0.00	30	4.29
07	Drawing	0840	1	0	1	0	0	9	0	9	0	0	10.00	0.00	10.00	0.00	0.00	66	6.60
07	Drawing	0842	1	0	1	0	0	5	1	4	0	0	16.67	0.00	20.00	0.00	0.00	26	4.33
07	Drawing	0843	3	1	2	0	0	3	1	2	0	0	50.00	50.00	50.00	0.00	0.00	12	2.00
07	Drawing	0844	3	0	3	0	0	5	0	5	0	0	37.50	0.00	37.50	0.00	0.00	15	1.88
07	Drawing	0845	3	0	3	0	0	11	2	9	0	0	21.43	0.00	25.00	0.00	0.00	85	6.07
07	Drawing	0846	7	0	7	0	0	12	3	9	0	0	36.84	0.00	43.75	0.00	0.00	55	2.89
07	Drawing	0847	3	0	3	0	0	5	1	4	0	0	37.50	0.00	42.86	0.00	0.00	32	4.00
07	Registration	0848	10	0	8	2	0	21	0	21	0	0	32.26	0.00	27.59	100.00	0.00	58	1.87
07	Registration	0849	5	0	5	0	0	47	0	47	0	0	9.62	0.00	9.62	0.00	0.00	85	1.63
07	Registration	0851	0	0	0	0	0	2	0	2	0	0	0.00	0.00	0.00	0.00	0.00	1	0.50
07	Tier II	0852T	2	0	2	0	0	4	0	4	0	0	33.33	0.00	33.33	0.00	0.00	24	4.00
07	Registration	0883	5	0	5	0	0	1	0	1	0	0	83.33	0.00	83.33	0.00	0.00	8	1.33
07	Registration	0885	1	0	1	0	0	5	2	3	0	0	16.67	0.00	25.00	0.00	0.00	15	2.50
07	Registration	0886	16	0	14	2	0	11	0	10	1	0	59.26	0.00	58.33	66.67	0.00	58	2.15
07	**TOTAL UNIT**		73	1	67	5	0	197	12	183	2	0							
Unit 08																			
08	Drawing	0871	3	3	0	0	0	4	4	0	0	0	42.86	42.86	0.00	0.00	0.00	34	4.86
08	Drawing	0872	4	1	2	1	0	3	1	2	0	0	57.14	50.00	50.00	100.00	0.00	14	2.00
08	Drawing	0873	2	0	2	0	0	9	2	7	0	0	18.18	0.00	22.22	0.00	0.00	44	4.00
08	Drawing	0874	8	7	1	0	0	6	3	3	0	0	57.14	70.00	25.00	0.00	0.00	52	3.71
08	Drawing	0875	3	3	0	0	0	4	3	1	0	0	42.86	50.00	0.00	0.00	0.00	25	3.57
08	Drawing	0876	5	0	5	0	0	7	3	4	0	0	41.67	0.00	55.56	0.00	0.00	57	4.75
08	Drawing	0877	7	5	1	1	0	1	1	0	0	0	87.50	83.33	100.00	100.00	0.00	20	2.50
08	**TOTAL UNIT**		32	19	11	2	0	34	17	17	0	0							
Unit 11																			
11	Registration	0880	25	1	9	14	1	17	1	13	2	1	59.52	50.00	40.91	87.50	50.00	141	3.36
11	**TOTAL UNIT**		25	1	9	14	1	17	1	13	2	1							
Unit 13																			
13D	Drawing	0818	3	0	3	0	0	1	0	1	0	0	75.00	0.00	75.00	0.00	0.00	16	4.00
13D	Drawing	0819	5	0	5	0	0	8	0	7	1	0	38.46	0.00	41.67	0.00	0.00	42	3.23
13D	**TOTAL SUBUNIT**		8	0	8	0	0	9	0	8	1	0							
13	**TOTAL UNIT**		8	0	8	0	0	9	0	8	1	0							

1991-92 HUNTER INFORMATION BY SPECIES: MT. GOAT

GMU	TYPE	HUNT	SUCCESSFUL HUNTERS TOTAL	UNIT RES	OTHER STATE RES	NON-RES	UNKN. RES	UNSUCCESSFUL HUNTERS TOTAL	UNIT RES	OTHER STATE RES	NON-RES	UNKN. RES	PERCENT SUCCESSFUL TOTAL	UNIT RES	OTHER STATE RES	NON-RES	UNKN. RES	TOTAL DAYS	AVG. EFFORT
Unit 14																			
14A	Registration	0866	4	4	0	0	0	8	6	1	1	0	33.33	40.00	0.00	0.00	0.00	38	3.17
14C	Registration	0868	7	6	1	0	0	29	26	2	0	1	19.44	18.75	33.33	0.00	0.00	88	2.44
14C	Registration	0869	29	24	1	4	0	24	23	1	0	0	54.72	51.06	50.00	100.00	0.00	140	2.64
14C	Registration	0881	0	0	0	0	0	0	0	0	0	0	0.00	0.00	0.00	0.00	0.00	0	n/a
14C	Registration	0882	0	0	0	0	0	1	1	0	0	0	0.00	0.00	0.00	0.00	0.00	7	7.00
14C	**TOTAL SUBUNIT**		36	30	2	4	0	54	50	3	0	1							
14	**TOTAL UNIT**		40	34	2	4	0	62	56	4	1	1							
Unit 15																			
15B	Drawing	0854	4	2	2	0	0	4	2	2	0	0	50.00	50.00	50.00	0.00	0.00	32	4.00
15B	Drawing	0855	0	0	0	0	0	3	1	2	0	0	0.00	0.00	0.00	0.00	0.00	21	7.00
15B	Drawing	0856	2	1	1	0	0	0	0	0	0	0	100.00	100.00	100.00	0.00	0.00	12	6.00
15B	**TOTAL SUBUNIT**		6	3	3	0	0	7	3	4	0	0							
15C	Drawing	0857	5	4	1	0	0	4	1	3	0	0	55.56	80.00	25.00	0.00	0.00	39	4.33
15C	Drawing	0858	4	1	1	2	0	2	0	2	0	0	66.67	100.00	33.33	100.00	0.00	33	5.50
15C	Drawing	0859	4	2	2	0	0	4	3	1	0	0	50.00	40.00	66.67	0.00	0.00	18	2.25
15C	Drawing	0860	7	4	3	0	0	8	0	8	0	0	46.67	100.00	27.27	0.00	0.00	58	3.87
15C	Drawing	0861	1	0	1	0	0	3	2	1	0	0	25.00	0.00	50.00	0.00	0.00	16	4.00
15C	Drawing	0862	4	3	1	0	0	6	4	2	0	0	40.00	42.86	33.33	0.00	0.00	31	3.10
15C	Tier II	0863T	5	3	2	0	0	3	1	2	0	0	62.50	75.00	50.00	0.00	0.00	19	2.38
15C	Tier II	0864T	2	2	0	0	0	8	5	3	0	0	20.00	28.57	0.00	0.00	0.00	33	3.30
15C	Tier II	0865T	4	3	1	0	0	14	9	5	0	0	22.22	25.00	16.67	0.00	0.00	97	5.39
15C	Registration	0892	1	1	0	0	0	1	1	0	0	0	50.00	50.00	0.00	0.00	0.00	5	2.50
15C	Registration	0893	2	2	0	0	0	0	0	0	0	0	100.00	100.00	0.00	0.00	0.00	3	1.50
15C	Registration	0894	3	3	0	0	0	18	14	4	0	0	14.29	17.65	0.00	0.00	0.00	34	1.62
15C	Registration	0897	7	4	3	0	0	5	4	1	0	0	58.33	50.00	75.00	0.00	0.00	40	3.33
15C	Registration	0898	3	3	0	0	0	14	13	1	0	0	17.65	18.75	0.00	0.00	0.00	46	2.71
15C	Registration	0899	3	3	0	0	0	0	0	0	0	0	100.00	100.00	0.00	0.00	0.00	3	1.00
15C	**TOTAL SUBUNIT**		55	38	15	2	0	90	57	33	0	0							
15	**TOTAL UNIT**		61	41	18	2	0	97	60	37	0	0							
TOTAL STATEWIDE			407	182	167	57	1	911	466	417	25	3							

1991-92 HUNTER INFORMATION BY SPECIES: MUSKOX

GMU	TYPE	HUNT	SUCCESSFUL HUNTERS TOTAL	UNIT RES	OTHER STATE RES	NON-RES	UNKN. RES	UNSUCCESSFUL HUNTERS TOTAL	UNIT RES	OTHER STATE RES	NON-RES	UNKN. RES	PERCENT SUCCESSFUL TOTAL	UNIT RES	OTHER STATE RES	NON-RES	UNKN. RES	TOTAL DAYS	AVG. EFFORT
Unit 18																			
18	Drawing	1001	7	0	7	0	0	7	0	7	0	0	50.00	0.00	50.00	0.00	0.00	18	1.29
18	Drawing	1003	38	0	35	3	0	0	0	0	0	0	100.00	0.00	100.00	100.00	0.00	52	1.37
18	Registration	1060	1	1	0	0	0	0	0	0	0	0	100.00	100.00	0.00	0.00	0.00	2	2.00
18	Registration	1061	33	28	5	0	0	0	0	0	0	0	100.00	100.00	100.00	0.00	0.00	35	1.06
18	Registration	1070	30	29	1	0	0	0	0	0	0	0	100.00	100.00	100.00	0.00	0.00	32	1.07
18	**TOTAL UNIT**		109	58	48	3	0	7	0	7	0	0							
Unit 26																			
26B	Registration	1010T	0	0	0	0	0	0	0	0	0	0	0.00	0.00	0.00	0.00	0.00	0	n/a
26C	Tier II	1012T	2	2	0	0	0	0	0	0	0	0	100.00	100.00	0.00	0.00	0.00	4	2.00
26C	Tier II	1014T	2	2	0	0	0	0	0	0	0	0	100.00	100.00	0.00	0.00	0.00	4	2.00
26C	**TOTAL SUBUNIT**		4	4	0	0	0	0	0	0	0	0							
26	**TOTAL UNIT**		4	4	0	0	0	0	0	0	0	0							
TOTAL STATEWIDE			113	62	48	3	0	7	0	7	0	0							

1991-92 HUNTER INFORMATION BY SPECIES: OTTER

			SUCCESSFUL HUNTERS				UNSUCCESSFUL HUNTERS					PERCENT SUCCESSFUL						
GMU	TYPE	HUNT TOTAL	UNIT RES	OTHER STATE RES	NON-RES	UNKN. RES	TOTAL	UNIT RES	OTHER STATE RES	NON-RES	UNKN. RES	TOTAL	UNIT RES	OTHER STATE RES	NON-RES	UNKN. RES	TOTAL DAYS	AVG. EFFORT
Unit 01																		
01A	Trapping	14	14	0	0	0	n/a	n/a	n/a	n/a	n/a	n/a	n/a	0.00	0.00	0.00	n/a	n/a
01B	Trapping	0	0	0	0	0	n/a	n/a	n/a	n/a	n/a	0.00	0.00	0.00	0.00	0.00	n/a	n/a
01C	Trapping	3	3	0	0	0	n/a	n/a	n/a	n/a	n/a	n/a	n/a	0.00	0.00	0.00	n/a	n/a
01D	Trapping	4	4	0	0	0	n/a	n/a	n/a	n/a	n/a	n/a	n/a	0.00	0.00	0.00	n/a	n/a
01	**TOTAL UNIT**	21	21	0	0	0	n/a	n/a	n/a	n/a	n/a							
Unit 02																		
02	Trapping	18	10	8	0	0	n/a	n/a	n/a	n/a	n/a	n/a	n/a	n/a	0.00	0.00	n/a	n/a
02	**TOTAL UNIT**	18	10	8	0	0	n/a	n/a	n/a	n/a	n/a							
Unit 04																		
04	Trapping	16	8	8	0	0	n/a	n/a	n/a	n/a	n/a	n/a	n/a	n/a	0.00	0.00	n/a	n/a
04	**TOTAL UNIT**	16	8	8	0	0	n/a	n/a	n/a	n/a	n/a							
Unit 05																		
05A	Trapping	1	1	0	0	0	n/a	n/a	n/a	n/a	n/a	n/a	n/a	0.00	0.00	0.00	n/a	n/a
05B	Trapping	0	0	0	0	0	n/a	n/a	n/a	n/a	n/a	0.00	0.00	0.00	0.00	0.00	n/a	n/a
05	**TOTAL UNIT**	1	1	0	0	0	n/a	n/a	n/a	n/a	n/a							
Unit 06																		
06A	Trapping	0	0	0	0	0	n/a	n/a	n/a	n/a	n/a	0.00	0.00	0.00	0.00	0.00	n/a	n/a
06B	Trapping	0	0	0	0	0	1	n/a	1	n/a	n/a	0.00	0.00	0.00	0.00	0.00	11	11.00
06C	Trapping	n/a	n/a	n/a	n/a	n/a	n/a	n/a	n/a	n/a	n/a	n/a	n/a	n/a	n/a	n/a	n/a	n/a
06D	Trapping	n/a	n/a	n/a	n/a	n/a	n/a	n/a	n/a	n/a	n/a	n/a	n/a	n/a	n/a	n/a	n/a	n/a
06	**TOTAL UNIT**	n/a	n/a	n/a	n/a	n/a	1	n/a	1	n/a	n/a							
Unit 09																		
09A	Trapping	0	0	0	0	0	n/a	n/a	n/a	n/a	n/a	0.00	0.00	0.00	0.00	0.00	n/a	n/a
09B	Trapping	n/a	n/a	n/a	n/a	n/a	n/a	n/a	n/a	n/a	n/a	n/a	n/a	n/a	n/a	n/a	n/a	n/a
09C	Trapping	n/a	n/a	n/a	n/a	n/a	n/a	n/a	n/a	n/a	n/a	n/a	n/a	n/a	n/a	n/a	n/a	n/a
09D	Trapping	n/a	n/a	n/a	n/a	n/a	n/a	n/a	n/a	n/a	n/a	n/a	n/a	n/a	n/a	n/a	n/a	n/a
09E	Trapping	n/a	n/a	n/a	n/a	n/a	n/a	n/a	n/a	n/a	n/a	n/a	n/a	n/a	n/a	n/a	n/a	n/a
09	**TOTAL UNIT**	n/a	n/a	n/a	n/a	n/a	n/a	n/a	n/a	n/a	n/a							

1991-92 HUNTER INFORMATION BY SPECIES: OTTER

GMU	TYPE	SUCCESSFUL HUNTERS HUNT TOTAL	SUCCESSFUL HUNTERS UNIT RES	SUCCESSFUL HUNTERS OTHER STATE RES	SUCCESSFUL HUNTERS NON-RES	SUCCESSFUL HUNTERS UNKN. RES	UNSUCCESSFUL HUNTERS TOTAL	UNSUCCESSFUL HUNTERS UNIT RES	UNSUCCESSFUL HUNTERS OTHER STATE RES	UNSUCCESSFUL HUNTERS NON-RES	UNSUCCESSFUL HUNTERS UNKN. RES	PERCENT SUCCESSFUL TOTAL	PERCENT SUCCESSFUL UNIT RES	PERCENT SUCCESSFUL OTHER STATE RES	PERCENT SUCCESSFUL NON-RES	PERCENT SUCCESSFUL UNKN. RES	TOTAL DAYS	AVG. EFFORT
Unit 10																		
10	Trapping	0	0	0	0	0	n/a	n/a	n/a	n/a	n/a	0.00	0.00	0.00	0.00	0.00	n/a	n/a
10	**TOTAL UNIT**	0	0	0	0	0	n/a	n/a	n/a	n/a	n/a							
Unit 20																		
20A	Trapping	n/a	n/a	n/a	n/a	n/a	n/a	n/a	n/a	n/a	n/a	n/a	n/a	n/a	n/a	n/a	n/a	n/a
20B	Trapping	n/a	n/a	n/a	n/a	n/a	n/a	n/a	n/a	n/a	n/a	n/a	n/a	n/a	n/a	n/a	n/a	n/a
20C	Trapping	n/a	n/a	n/a	n/a	n/a	n/a	n/a	n/a	n/a	n/a	n/a	n/a	n/a	n/a	n/a	n/a	n/a
20D	Trapping	n/a	n/a	n/a	n/a	n/a	n/a	n/a	n/a	n/a	n/a	n/a	n/a	n/a	n/a	n/a	n/a	n/a
20E	Trapping	0	0	0	0	0	n/a	n/a	n/a	n/a	n/a	0.00	0.00	0.00	0.00	0.00	n/a	n/a
20F	Trapping	n/a	n/a	n/a	n/a	n/a	n/a	n/a	n/a	n/a	n/a	n/a	n/a	n/a	n/a	n/a	n/a	n/a
20	**TOTAL UNIT**	n/a	n/a	n/a	n/a	n/a	n/a	n/a	n/a	n/a	n/a							
Unit 21																		
21A	Trapping	n/a	n/a	n/a	n/a	n/a	n/a	n/a	n/a	n/a	n/a	n/a	n/a	n/a	n/a	n/a	n/a	n/a
21B	Trapping	0	0	0	0	0	n/a	n/a	n/a	n/a	n/a	0.00	0.00	0.00	0.00	0.00	n/a	n/a
21C	Trapping	0	0	0	0	0	n/a	n/a	n/a	n/a	n/a	0.00	0.00	0.00	0.00	0.00	n/a	n/a
21D	Trapping	n/a	n/a	n/a	n/a	n/a	n/a	n/a	n/a	n/a	n/a	n/a	n/a	n/a	n/a	n/a	n/a	n/a
21E	Trapping	n/a	n/a	n/a	n/a	n/a	n/a	n/a	n/a	n/a	n/a	n/a	n/a	n/a	n/a	n/a	n/a	n/a
21	**TOTAL UNIT**	n/a	n/a	n/a	n/a	n/a	n/a	n/a	n/a	n/a	n/a							
Unit 22																		
22A	Trapping	0	0	0	0	0	n/a	n/a	n/a	n/a	n/a	0.00	0.00	0.00	0.00	0.00	n/a	n/a
22B	Trapping	n/a	n/a	n/a	n/a	n/a	n/a	n/a	n/a	n/a	n/a	n/a	n/a	n/a	n/a	n/a	n/a	n/a
22C	Trapping	0	0	0	0	0	n/a	n/a	n/a	n/a	n/a	0.00	0.00	0.00	0.00	0.00	n/a	n/a
22D	Trapping	0	0	0	0	0	n/a	n/a	n/a	n/a	n/a	0.00	0.00	0.00	0.00	0.00	n/a	n/a
22E	Trapping	0	0	0	0	0	n/a	n/a	n/a	n/a	n/a	0.00	0.00	0.00	0.00	0.00	n/a	n/a
22	**TOTAL UNIT**	0	0	0	0	0	n/a	n/a	n/a	n/a	n/a							
Unit 23																		
23	Trapping	2	2	0	0	0	n/a	n/a	n/a	n/a	n/a	n/a	n/a	0.00	0.00	0.00	n/a	n/a
23	**TOTAL UNIT**	2	2	0	0	0	n/a	n/a	n/a	n/a	n/a							
Unit 25																		
25A	Trapping	0	0	0	0	0	n/a	n/a	n/a	n/a	n/a	0.00	0.00	0.00	0.00	0.00	n/a	n/a
25B	Trapping	n/a	n/a	n/a	n/a	n/a	n/a	n/a	n/a	n/a	n/a	n/a	n/a	n/a	n/a	n/a	n/a	n/a
25C	Trapping	0	0	0	0	0	n/a	n/a	n/a	n/a	n/a	0.00	0.00	0.00	0.00	0.00	n/a	n/a
25D	Trapping	n/a	n/a	n/a	n/a	n/a	n/a	n/a	n/a	n/a	n/a	n/a	n/a	n/a	n/a	n/a	n/a	n/a
25	**TOTAL UNIT**	n/a	n/a	n/a	n/a	n/a	n/a	n/a	n/a	n/a	n/a							

1991-92 HUNTER INFORMATION BY SPECIES: OTTER

GMU	TYPE	HUNT TOTAL	SUCCESSFUL HUNTERS TOTAL	SUCCESSFUL HUNTERS UNIT RES	SUCCESSFUL HUNTERS OTHER STATE RES	SUCCESSFUL HUNTERS NON-RES	SUCCESSFUL HUNTERS UNKN. RES	UNSUCCESSFUL HUNTERS TOTAL	UNSUCCESSFUL HUNTERS UNIT RES	UNSUCCESSFUL HUNTERS OTHER STATE RES	UNSUCCESSFUL HUNTERS NON-RES	UNSUCCESSFUL HUNTERS UNKN. RES	PERCENT SUCCESSFUL TOTAL	PERCENT SUCCESSFUL UNIT RES	PERCENT SUCCESSFUL OTHER STATE RES	PERCENT SUCCESSFUL NON-RES	PERCENT SUCCESSFUL UNKN. RES	TOTAL DAYS	AVG. EFFORT
Unit 26																			
26A	Trapping	0	0	0	0	0	0	n/a	n/a	n/a	n/a	n/a	0.00	0.00	0.00	0.00	0.00	n/a	n/a
26B	Trapping	0	0	0	0	0	0	n/a	n/a	n/a	n/a	n/a	0.00	0.00	0.00	0.00	0.00	n/a	n/a
26C	Trapping	0	0	0	0	0	0	n/a	n/a	n/a	n/a	n/a	0.00	0.00	0.00	0.00	0.00	n/a	n/a
26	**TOTAL UNIT**	0	0	0	0	0	0	n/a	n/a	n/a	n/a	n/a							
	TOTAL STATEWIDE	58	42	16	n/a	n/a		1	n/a	1	n/a	n/a							

DATA IS PRESENTED ONLY FOR UNITS WHERE HUNTER INFORMATION IS AVAILABLE

1991-92 HUNTER INFORMATION BY SPECIES: SHEEP

GMU	TYPE	HUNT	SUCCESSFUL HUNTERS TOTAL	UNIT RES	OTHER STATE RES	NON-RES	UNKN. RES	UNSUCCESSFUL HUNTERS TOTAL	UNIT RES	OTHER STATE RES	NON-RES	UNKN. RES	PERCENT SUCCESSFUL TOTAL	UNIT RES	OTHER STATE RES	NON-RES	UNKN. RES	TOTAL DAYS	AVG. EFFORT
Unit 06																			
06A	General Season		0	0	0	0	0	0	0	0	0	0	0.00	0.00	0.00	0.00	0.00	0	n/a
06B	General Season		0	0	0	0	0	0	0	0	0	0	0.00	0.00	0.00	0.00	0.00	0	n/a
06C	General Season		0	0	0	0	0	0	0	0	0	0	0.00	0.00	0.00	0.00	0.00	0	n/a
06D	General Season		0	0	0	0	0	0	0	0	0	0	0.00	0.00	0.00	0.00	0.00	0	n/a
06	**TOTAL UNIT**		0	0	0	0	0	0	0	0	0	0							
Unit 07																			
07	General Season		14	1	10	1	2	79	14	61	1	3	15.05	6.67	14.08	50.00	40.00	306	3.29
07	**TOTAL UNIT**		14	1	10	1	2	79	14	61	1	3							
Unit 09																			
09A	General Season		0	0	0	0	0	0	n/a	n/a	0	0	0.00	0.00	0.00	0.00	0.00	0	n/a
09B	General Season		2	2	0	0	0	3	2	0	0	1	40.00	50.00	0.00	0.00	0.00	7	1.40
09C	General Season		0	0	0	0	0	0	0	0	0	0	0.00	0.00	0.00	0.00	0.00	0	n/a
09Z	General Season		0	0	0	0	0	1	0	1	0	0	0.00	0.00	0.00	0.00	0.00	3	3.00
09	**TOTAL UNIT**		2	2	0	0	0	4	2	1	0	1							
Unit 11																			
11	General Season		170	1	134	33	2	228	4	205	14	5	42.71	20.00	39.53	70.21	28.57	1863	4.68
11	**TOTAL UNIT**		170	1	134	33	2	228	4	205	14	5							
Unit 12																			
12	General Season		272	17	159	92	4	219	23	173	19	4	55.40	42.50	47.89	82.88	50.00	2563	5.22
12	Drawing	1102	52	3	47	2	0	41	0	38	3	0	55.91	100.00	55.29	40.00	0.00	549	5.90
12	**TOTAL UNIT**		324	20	206	94	4	260	23	211	22	4							
Unit 13																			
13A	General Season		42	1	33	7	1	174	1	169	2	2	19.44	50.00	16.34	77.78	33.33	878	4.06
13B	General Season		0	0	0	0	0	22	2	19	0	1	0.00	0.00	0.00	0.00	0.00	91	4.14
13B	Drawing	1102	0	0	0	0	0	1	0	1	0	0	0.00	0.00	0.00	0.00	0.00	5	5.00
13B	Drawing	1103	3	0	3	0	0	6	0	6	0	0	33.33	0.00	33.33	0.00	0.00	36	4.00
13B	Drawing	1104	1	1	0	0	0	1	0	1	0	0	50.00	100.00	0.00	0.00	0.00	10	5.00
13B	**TOTAL SUBUNIT**		4	1	3	0	0	30	2	27	0	1							
13C	General Season		6	1	5	0	0	16	1	15	0	0	27.27	50.00	25.00	0.00	0.00	103	4.68
13C	Drawing	1102	1	0	1	0	0	2	0	2	0	0	33.33	0.00	33.33	0.00	0.00	15	5.00
13C	**TOTAL SUBUNIT**		7	1	6	0	0	18	1	17	0	0							
13D	General Season		70	2	33	33	2	151	12	110	29	0	31.67	14.29	23.08	53.23	100.00	1196	5.41
13E	General Season		22	3	8	8	3	90	15	68	5	2	19.64	16.67	10.53	61.54	60.00	621	5.54
13Z	General Season		3	0	2	1	0	18	1	16	0	1	14.29	0.00	11.11	100.00	0.00	87	4.14
13	**TOTAL UNIT**		148	8	85	49	6	481	32	407	36	6							

1991-92 HUNTER INFORMATION BY SPECIES: SHEEP

GMU	TYPE	HUNT	SUCCESSFUL HUNTERS TOTAL	UNIT RES	OTHER STATE RES	NON-RES	UNKN. RES	UNSUCCESSFUL HUNTERS TOTAL	UNIT RES	OTHER STATE RES	NON-RES	UNKN. RES	PERCENT SUCCESSFUL TOTAL	UNIT RES	OTHER STATE RES	NON-RES	UNKN. RES	TOTAL DAYS	AVG. EFFORT
Unit 14																			
14A	General Season		38	27	3	8	0	112	108	2	1	1	25.33	20.00	60.00	88.89	0.00	624	4.16
14B	General Season		16	6	1	9	0	11	9	1	1	0	59.26	40.00	50.00	90.00	0.00	176	6.59
14C	Drawing	1127	0	0	0	0	0	3	3	0	0	0	0.00	0.00	0.00	0.00	0.00	15	5.00
14C	Drawing	1128	2	2	0	0	0	1	1	0	0	0	66.67	66.67	0.00	0.00	0.00	13	4.33
14C	Drawing	1129	0	0	0	0	0	3	3	0	0	0	0.00	0.00	0.00	0.00	0.00	14	4.67
14C	Drawing	1130	18	17	1	0	0	10	9	1	0	0	64.29	65.38	50.00	0.00	0.00	83	2.96
14C	Drawing	1131	13	13	0	0	0	19	17	2	0	0	40.63	43.33	0.00	0.00	0.00	112	3.50
14C	Drawing	1132	8	8	0	0	0	19	17	2	0	0	29.63	32.00	0.00	0.00	0.00	105	3.89
14C	Drawing	1133	4	3	1	0	0	2	2	0	0	0	66.67	60.00	100.00	0.00	0.00	28	4.67
14C	Drawing	1134	0	0	0	0	0	6	6	0	0	0	0.00	0.00	0.00	0.00	0.00	27	4.50
14C	Drawing	1135	1	1	0	0	0	2	1	0	1	0	33.33	50.00	0.00	0.00	0.00	15	5.00
14C	Drawing	1136	8	5	2	1	0	9	8	1	0	0	47.06	38.46	66.67	100.00	0.00	46	2.71
14C	Drawing	1137	6	6	0	0	0	13	13	0	0	0	31.58	31.58	0.00	0.00	0.00	73	3.84
14C	Drawing	1138	6	5	1	0	0	12	8	4	0	0	33.33	38.46	20.00	0.00	0.00	84	4.67
14C	Drawing	1139	9	7	2	0	0	16	15	1	0	0	36.00	31.82	66.67	0.00	0.00	92	3.68
14C	Drawing	1140	3	2	0	1	0	53	48	5	0	0	5.36	4.00	0.00	100.00	0.00	196	3.54
14C	Drawing	1141	5	4	1	0	0	18	15	3	0	0	21.74	21.05	25.00	0.00	0.00	107	4.65
14C	**TOTAL SUBUNIT**		83	73	8	2	0	186	166	19	1	0							
14Z	General Season		1	0	0	0	1	1	1	0	0	0	50.00	0.00	0.00	0.00	100.00	n a	n/a
14	**TOTAL UNIT**		138	106	12	19	1	310	284	22	3	1							
Unit 15																			
15A	General Season		4	3	1	0	0	24	22	2	0	0	14.29	12.00	33.33	0.00	0.00	64	2.29
15B	General Season		18	10	7	1	0	54	33	18	2	1	25.00	23.26	28.00	33.33	0.00	353	4.90
15C	General Season		4	1	2	1	0	16	11	4	1	0	20.00	8.33	33.33	50.00	0.00	99	4.95
15	**TOTAL UNIT**		26	14	10	2	0	94	66	24	3	1							
Unit 16																			
16A	General Season		1	0	0	1	0	0	0	0	0	0	100.00	0.00	0.00	100.00	0.00	3	3.00
16B	General Season		14	1	6	6	1	22	0	13	8	1	38.89	100.00	31.58	42.86	50.00	275	7.64
16	**TOTAL UNIT**		15	1	6	7	1	22	0	13	8	1							
Unit 19																			
19B	General Season		5	0	2	3	0	6	0	4	2	0	45.45	0.00	33.33	60.00	0.00	63	5.73
19C	General Season		114	1	41	67	5	85	1	62	21	1	57.29	50.00	39.81	76.14	83.33	951	4.78
19D	General Season		0	0	0	0	0	0	0	0	0	0	0.00	0.00	0.00	0.00	0.00	0	n/a
19Z	General Season		3	0	1	2	0	2	0	1	1	0	60.00	0.00	50.00	66.67	0.00	29	5.80
19	**TOTAL UNIT**		122	1	44	72	5	93	1	67	24	1							

1991-92 HUNTER INFORMATION BY SPECIES: SHEEP

GMU	TYPE	HUNT	SUCCESSFUL HUNTERS TOTAL	UNIT RES	OTHER STATE RES	NON-RES	UNKN. RES	UNSUCCESSFUL HUNTERS TOTAL	UNIT RES	OTHER STATE RES	NON-RES	UNKN. RES	PERCENT SUCCESSFUL TOTAL	UNIT RES	OTHER STATE RES	NON-RES	UNKN. RES	TOTAL DAYS	AVG. EFFORT
Unit 20																			
20A	General Season		109	50	26	33	0	229	146	61	15	7	32.25	25.51	29.89	68.75	0.00	1664	4.92
20A	Drawing	1103	0	0	0	0	0	5	3	1	1	0	0.00	0.00	0.00	0.00	0.00	18	3.60
20A	Drawing	1104	0	0	0	0	0	1	1	0	0	0	0.00	0.00	0.00	0.00	0.00	5	5.00
20A	**TOTAL SUBUNIT**		109	50	26	33	0	235	150	62	16	7							
20B	General Season		2	2	0	0	0	4	3	1	0	0	33.33	40.00	0.00	0.00	0.00	21	3.50
20C	General Season		1	0	1	0	0	3	3	0	0	0	25.00	0.00	100.00	0.00	0.00	31	7.75
20D	General Season		4	2	1	1	0	8	5	3	0	0	33.33	28.57	25.00	100.00	0.00	61	5.08
20D	Drawing	1102	10	2	8	0	0	13	3	8	1	1	43.48	40.00	50.00	0.00	0.00	138	6.00
20D	Drawing	1103	20	9	9	2	0	25	12	11	2	0	44.44	42.86	45.00	50.00	0.00	263	5.84
20D	Drawing	1104	18	15	3	0	0	26	18	8	0	0	40.91	45.45	27.27	0.00	0.00	206	4.68
20D	Drawing	1106	1	1	0	0	0	1	1	0	0	0	50.00	50.00	0.00	0.00	0.00	14	7.00
20D	**TOTAL SUBUNIT**		53	29	21	3	0	73	39	30	3	1							
20E	General Season		3	2	1	0	0	10	6	4	0	0	23.08	25.00	20.00	0.00	0.00	62	4.77
20E	Drawing	1106	2	0	2	0	0	1	0	1	0	0	66.67	0.00	66.67	0.00	0.00	24	8.00
20E	Drawing	1107	0	0	0	0	0	1	1	0	0	0	0.00	0.00	0.00	0.00	0.00	6	6.00
20E	Drawing	1108	1	1	0	0	0	1	0	1	0	0	50.00	100.00	0.00	0.00	0.00	15	7.50
20E	**TOTAL SUBUNIT**		6	3	3	0	0	13	7	6	0	0							
20F	General Season		0	0	0	0	0	1	0	1	0	0	0.00	0.00	0.00	0.00	0.00	4	4.00
20Z	General Season		0	0	0	0	0	3	2	0	1	0	0.00	0.00	0.00	0.00	0.00	24	8.00
20	**TOTAL UNIT**		171	84	51	36	0	332	204	100	20	8							
Unit 23																			
23	General Season		11	2	1	6	2	9	0	7	1	1	55.00	100.00	12.50	85.71	66.67	134	6.70
23	Subsistence		1	1	0	0	0	5	4	1	n/a	n/a	16.67	20.00	0.00	0.00	0.00	n/a	n/a
23	**TOTAL UNIT**		12	3	1	6	2	14	4	8	1	1							
Unit 24																			
24	General Season		28	0	15	11	2	51	9	42	0	0	35.44	0.00	26.32	100.00	100.00	484	6.13
24	Subsistence		12	12	0	n/a	0	22	22	0	n/a	0	35.29	35.29	0.00	n/a	0.00	n/a	n/a
24	**TOTAL UNIT**		40	12	15	11	2	73	31	42	0	0							
Unit 25																			
25A	General Season		58	1	19	36	2	36	1	25	10	0	61.70	50.00	43.18	78.26	100.00	540	5.74
25A	Federal	1125	0	0	0	0	0	0	0	0	0	0	0.00	0.00	0.00	0.00	0.00	0	n/a
25A	Registration	1195	0	0	0	0	0	0	0	0	0	0	0.00	0.00	0.00	0.00	0.00	0	n/a
25A	**TOTAL SUBUNIT**		58	1	19	36	2	36	1	25	10	0							
25B	General Season		0	0	0	0	0	4	0	4	0	0	0.00	0.00	0.00	0.00	0.00	24	6.00
25C	General Season		2	0	2	0	0	20	0	20	0	0	9.09	0.00	9.09	0.00	0.00	130	5.91
25D	General Season		0	0	0	0	0	1	0	1	0	0	0.00	0.00	0.00	0.00	0.00	7	7.00
25Z	General Season		1	0	0	1	0	6	0	4	2	0	14.29	0.00	0.00	33.33	0.00	44	6.29
25	**TOTAL UNIT**		61	1	21	37	2	67	1	54	12	0							

1991-92 HUNTER INFORMATION BY SPECIES: SHEEP

GMU	TYPE	HUNT	SUCCESSFUL HUNTERS TOTAL	UNIT RES	OTHER STATE RES	NON-RES	UNKN. RES	UNSUCCESSFUL HUNTERS TOTAL	UNIT RES	OTHER STATE RES	NON-RES	UNKN. RES	PERCENT SUCCESSFUL TOTAL	UNIT RES	OTHER STATE RES	NON-RES	UNKN RES	TOTAL DAYS	AVG. EFFORT
Unit 26																			
26A	General Season		21	0	5	16	0	11	0	11	0	0	65.63	0.00	31.25	100.00	0.00	181	5.66
26B	General Season		97	0	66	29	2	110	0	100	9	1	46.86	0.00	39.76	76.32	66.67	1088	5.26
26C	General Season		79	2	42	33	2	48	0	42	6	0	62.20	100.00	50.00	84.62	100.00	765	6.02
26C	Registration	1195	2	2	0	0	0	0	0	0	0	0	100.00	100.00	0.00	0.00	0.00	n/a	n/a
26C	**TOTAL SUBUNIT**		81	4	42	33	2	48	0	42	6	0							
26Z	General Season		4	0	4	0	0	6	0	5	1	0	40.00	0.00	44.44	0.00	0.00	39	3.90
26	**TOTAL UNIT**		203	4	117	78	4	175	0	158	16	1							
Unit 27																			
27Z	General Season		2	0	0	2	0	26	0	21	5	0	7.14	0.00	0.00	28.57	0.00	84	3.00
27	**TOTAL UNIT**		2	0	0	2	0	26	0	21	5	0							
TOTAL STATEWIDE			1448	258	712	447	31	2258	666	1394	165	33							

1991-92 SHEEP HUNTER INFORMATION BY MOUNTAIN RANGE

MTN. RANGE	TYPE	SUCCESSFUL HUNTERS TOTAL	UNIT RES	OTHER STATE RES	NON-RES	UNKN. RES	UNSUCCESSFUL HUNTERS TOTAL	UNIT RES	OTHER STATE RES	NON-RES	UNKN. RES	PERCENT SUCCESSFUL TOTAL	UNIT RES	OTHER STATE RES	NON-RES	UNKN. RES	TOTAL DAYS	AVG. EFFORT
ALASKA RANGE EAST																		
12	Drawing	41	3	36	2	0	24	0	22	2	0	63.08	100.00	62.07	50.00	0.00	382	5.88
12	General Season	3	0	3	0	0	7	1	6	0	0	30.00	0.00	33.33	0.00	0.00	39	3.90
12	**TOTAL UNIT**	44	3	39	2	0	31	1	28	2	0							
13B	Drawing	4	1	3	0	0	8	0	8	0	0	33.33	100.00	27.27	0.00	0.00	51	4.25
13B	General Season	0	0	0	0	0	22	2	19	0	1	0.00	0.00	0.00	0.00	0.00	91	4.14
13B	**TOTAL SUBUNIT**	4	1	3	0	0	30	2	27	0	1							
13C	Drawing	1	0	1	0	0	2	0	2	0	0	33.33	0.00	33.33	0.00	0.00	15	5.00
13C	General Season	5	1	4	0	0	13	1	12	0	0	27.78	50.00	25.00	0.00	0.00	93	5.17
13C	**TOTAL SUBUNIT**	6	1	5	0	0	15	1	14	0	0							
13E	General Season	3	1	1	1	0	32	4	25	3	0	8.57	20.00	3.85	25.00	0.00	209	5.97
13	**TOTAL UNIT**	13	3	9	1	0	77	7	66	3	1							
20A	Drawing	0	0	0	0	0	6	4	1	1	0	0.00	0.00	0.00	0.00	0.00	23	3.83
20A	General Season	109	50	26	33	0	229	146	61	15	7	32.25	25.51	29.89	68.75	0.00	1664	4.92
20A	**TOTAL SUBUNIT**	109	50	26	33	0	235	150	62	16	7							
20C	General Season	1	0	1	0	0	3	3	0	0	0	25.00	0.00	100.00	0.00	0.00	31	7.75
20D	Drawing	46	24	20	2	0	60	33	24	2	1	43.40	42.11	45.45	50.00	0.00	573	5.41
20D	General Season	2	1	1	0	0	6	3	3	0	0	25.00	25.00	25.00	0.00	0.00	43	5.38
20D	**TOTAL SUBUNIT**	48	25	21	2	0	66	36	27	2	1							
20Z	General Season	0	0	0	0	0	1	0	0	1	0	0.00	0.00	0.00	0.00	0.00	11	11.00
20	**TOTAL UNIT**	158	75	48	35	0	305	189	89	19	8							
TOTAL MOUNTAIN RANGE		215	81	96	38	0	413	197	183	24	9							
ALASKA RANGE WEST																		
09B	General Season	2	2	0	0	0	3	2	0	0	1	40.00	50.00	0.00	0.00	0.00	7	1.40
09Z	General Season	0	0	0	0	0	1	0	1	0	0	0.00	0.00	0.00	0.00	0.00	3	3.00
09	**TOTAL UNIT**	2	2	0	0	0	4	2	1	0	1							
16A	General Season	1	0	0	1	0	0	0	0	0	0	100.00	0.00	0.00	100.00	0.00	3	3.00
16B	General Season	14	1	6	6	1	22	0	13	8	1	38.89	100.00	31.58	42.86	50.00	275	7.64
16	**TOTAL UNIT**	15	1	6	7	1	22	0	13	8	1							
19B	General Season	5	0	2	3	0	6	0	4	2	0	45.45	0.00	33.33	60.00	0.00	63	5.73
19C	General Season	114	1	41	67	5	85	1	62	21	1	57.29	50.00	39.81	76.14	83.33	951	4.78
19Z	General Season	3	0	1	2	0	2	0	1	1	0	60.00	0.00	50.00	66.67	0.00	29	5.80
19	**TOTAL UNIT**	122	1	44	72	5	93	1	67	24	1							
TOTAL MOUNTAIN RANGE		139	4	50	79	6	119	3	81	32	3							
BROOKS RANGE																		
23	General Season	11	2	1	6	2	9	0	7	1	1	55.00	100.00	12.50	85.71	66.67	134	6.70
23	Subsistence	1	1	0	0	0	5	4	1	n/a	n/a	16.67	20.00	0.00	0.00	0.00	n/a	n/a
23	**TOTAL UNIT**	12	3	1	6	2	14	4	8	1	1							
24	General Season	28	0	15	11	2	51	9	42	0	0	35.44	0.00	26.32	100.00	100.00	484	6.13
24	Subsistence	12	12	0	0	0	22	22	0	n/a	0	35.29	35.29	0.00	0.00	0.00	n/a	n/a
24	**TOTAL UNIT**	40	12	15	11	2	73	31	42	0	0							

1991-92 SHEEP HUNTER INFORMATION BY MOUNTAIN RANGE

MTN. RANGE	TYPE	SUCCESSFUL HUNTERS TOTAL	UNIT RES	OTHER STATE RES	NON-RES	UNKN. RES	UNSUCCESSFUL HUNTERS TOTAL	UNIT RES	OTHER STATE RES	NON-RES	UNKN. RES	PERCENT SUCCESSFUL TOTAL	UNIT RES	OTHER STATE RES	NON-RES	UNKN. RES	TOTAL DAYS	AVG. EFFORT
BROOKS RANGE																		
25A	General Season	58	1	19	36	2	36	1	25	10	0	61.70	50.00	43.18	78.26	100.00	540	5.74
25Z	General Season	0	0	0	0	0	2	0	2	0	0	0.00	0.00	0.00	0.00	0.00	13	6.50
25	**TOTAL UNIT**	58	1	19	36	2	38	1	27	10	0							
26A	General Season	21	0	5	16	0	11	0	11	0	0	65.63	0.00	31.25	100.00	0.00	181	5.66
26B	General Season	97	0	66	29	2	110	0	100	9	1	46.86	0.00	39.76	76.32	66.67	1088	5.26
26C	General Season	79	2	42	33	2	48	0	42	6	0	62.20	100.00	50.00	84.62	100.00	765	6.02
26C	Registration	2	2	0	0	0	0	0	0	0	0	100.00	100.00	0.00	0.00	0.00	n/a	n a
26C	**TOTAL SUBUNIT**	81	4	42	33	2	48	0	42	6	0							
26Z	General Season	4	0	4	0	0	6	0	5	1	0	40.00	0.00	44.44	0.00	0.00	39	3.90
26	**TOTAL UNIT**	203	4	117	78	4	175	0	158	16	1							
27Z	General Season	0	0	0	0	0	1	0	1	0	0	0.00	0.00	0.00	0.00	0.00	4	4.00
27	**TOTAL UNIT**	0	0	0	0	0	1	0	1	0	0							
TOTAL MOUNTAIN RANGE		313	20	152	131	10	301	36	236	27	2							
CHUGACH MOUNTAINS																		
11	General Season	3	0	2	1	0	4	0	4	0	0	42.86	0.00	33.33	100.00	0.00	39	5.57
11	**TOTAL UNIT**	3	0	2	1	0	4	0	4	0	0							
13D	General Season	70	2	33	33	2	151	12	110	29	0	31.67	14.29	23.08	53.23	100.00	1196	5.41
13	**TOTAL UNIT**	70	2	33	33	2	151	12	110	29	0							
14A	General Season	26	19	3	4	0	71	67	2	1	1	26.80	22.09	60.00	80.00	0.00	394	4.06
14C	Drawing	83	73	8	2	0	186	166	19	1	0	30.86	30.54	29.63	66.67	0.00	1012	3.76
14	**TOTAL UNIT**	109	92	11	6	0	257	233	21	2	1							
27Z	General Season	0	0	0	0	0	1	0	0	1	0	0.00	0.00	0.00	0.00	0.00	5	5.00
27	**TOTAL UNIT**	0	0	0	0	0	1	0	0	1	0							
TOTAL MOUNTAIN RANGE		182	94	46	40	2	413	245	135	32	1							
KENAI MOUNTAINS																		
07	General Season	14	1	10	1	2	79	14	61	1	3	15.05	6.67	14.08	50.00	40.00	306	3.29
07	**TOTAL UNIT**	14	1	10	1	2	79	14	61	1	3							
15A	General Season	4	3	1	0	0	24	22	2	0	0	14.29	12.00	33.33	0.00	0.00	64	2.29
15B	General Season	18	10	7	1	0	54	33	18	2	1	25.00	23.26	28.00	33.33	0.00	353	4.90
15C	General Season	4	1	2	1	0	16	11	4	1	0	20.00	8.33	33.33	50.00	0.00	99	4.95
15	**TOTAL UNIT**	26	14	10	2	0	94	66	24	3	1							
TOTAL MOUNTAIN RANGE		40	15	20	3	2	173	80	85	4	4							
OLGILVIE MOUNTAINS																		
25B	General Season	0	0	0	0	0	4	0	4	0	0	0.00	0.00	0.00	0.00	0.00	24	6.00
25	**TOTAL UNIT**	0	0	0	0	0	4	0	4	0	0							
TOTAL MOUNTAIN RANGE		0	0	0	0	0	4	0	4	0	0							

1991-92 SHEEP HUNTER INFORMATION BY MOUNTAIN RANGE

MTN. RANGE	TYPE	SUCCESSFUL HUNTERS TOTAL	UNIT RES	OTHER STATE RES	NON-RES	UNKN. RES	UNSUCCESSFUL HUNTERS TOTAL	UNIT RES	OTHER STATE RES	NON-RES	UNKN. RES	PERCENT SUCCESSFUL TOTAL	UNIT RES	OTHER STATE RES	NON-RES	UNKN. RES	TOTAL DAYS	AVG. EFFORT
TALKEETNA, CHULITNA, WATANA MOUNTAINS																		
13A	General Season	42	1	33	7	1	174	1	169	2	2	19.44	50.00	16.34	77.78	33.33	878	4.06
13E	General Season	19	2	7	7	3	53	11	39	1	2	26.39	15.38	15.22	87.50	60.00	392	5.44
13Z	General Season	1	0	0	1	0	5	0	4	0	1	16.67	0.00	0.00	100.00	0.00	25	4.17
13	**TOTAL UNIT**	62	3	40	15	4	232	12	212	3	5							
14A	General Season	12	8	0	4	0	41	41	0	0	0	22.64	16.33	0.00	100.00	0.00	230	4.34
14B	General Season	16	6	1	9	0	11	9	1	1	0	59.26	40.00	50.00	90.00	0.00	178	6.59
14	**TOTAL UNIT**	28	14	1	13	0	52	50	1	1	0							
27Z	General Season	1	0	0	1	0	0	0	0	0	0	100.00	0.00	0.00	100.00	0.00	5	5.00
27	**TOTAL UNIT**	1	0	0	1	0	0	0	0	0	0							
TOTAL MOUNTAIN RANGE		91	17	41	29	4	284	62	213	4	5							
TANANA HILLS - WHITE MOUNTAINS																		
20B	General Season	2	2	0	0	0	4	3	1	0	0	33.33	40.00	0.00	0.00	0.00	21	3.50
20D	Drawing	1	1	0	0	0	1	1	0	0	0	50.00	50.00	0.00	0.00	0.00	14	7.00
20D	General Season	2	1	0	1	0	2	2	0	0	0	50.00	33.33	0.00	100.00	0.00	18	4.50
20D	**TOTAL SUBUNIT**	3	2	0	1	0	3	3	0	0	0							
20E	Drawing	3	1	2	0	0	3	1	2	0	0	50.00	50.00	50.00	0.00	0.00	n/a	n/a
20E	General Season	3	2	1	0	0	10	6	4	0	0	23.08	25.00	20.00	0.00	0.00	62	4.77
20E	**TOTAL SUBUNIT**	6	3	3	0	0	13	7	6	0	0							
20F	General Season	0	0	0	0	0	1	0	1	0	0	0.00	0.00	0.00	0.00	0.00	4	4.00
20	**TOTAL UNIT**	11	7	3	1	0	21	13	8	0	0							
25C	General Season	2	0	2	0	0	20	0	20	0	0	9.09	0.00	9.09	0.00	0.00	130	5.91
25D	General Season	0	0	0	0	0	1	0	1	0	0	0.00	0.00	0.00	0.00	0.00	7	7.00
25Z	General Season	1	0	0	1	0	1	0	0	1	0	50.00	0.00	0.00	50.00	0.00	8	4.00
25	**TOTAL UNIT**	3	0	2	1	0	22	0	21	1	0							
TOTAL MOUNTAIN RANGE		14	7	5	2	0	43	13	29	1	0							
WRANGELL MOUNTAINS																		
11	General Season	163	1	128	32	2	203	4	182	14	3	44.54	20.00	41.29	69.57	40.00	1721	4.70
11	**TOTAL UNIT**	163	1	128	32	2	203	4	182	14	3							
12	Drawing	0	0	0	0	0	1	0	1	0	0	0.00	0.00	0.00	0.00	0.00	3	3.00
12	General Season	267	17	155	91	4	207	22	162	19	4	56.33	43.59	48.90	82.73	50.00	2494	5.26
12	**TOTAL UNIT**	267	17	155	91	4	208	22	163	19	4							
13C	General Season	0	0	0	0	0	2	0	2	0	0	0.00	0.00	0.00	0.00	0.00	8	4.00
13	**TOTAL UNIT**	0	0	0	0	0	2	0	2	0	0							
27Z	General Season	0	0	0	0	0	1	0	0	1	0	0.00	0.00	0.00	0.00	0.00	9	9.00
27	**TOTAL UNIT**	0	0	0	0	0	1	0	0	1	0							
TOTAL MOUNTAIN RANGE		430	18	283	123	6	414	26	347	34	7							
UNKNOWN																		
11	General Season	4	0	4	0	0	21	0	19	0	2	16.00	0.00	17.39	0.00	0.00	103	4.12
11	**TOTAL UNIT**	4	0	4	0	0	21	0	19	0	2							
12	Drawing	11	0	11	0	0	16	0	15	1	0	40.74	0.00	42.31	0.00	0.00	n/a	n/a
12	General Season	2	0	1	1	0	5	0	5	0	0	28.57	0.00	16.67	100.00	0.00	30	4.29
12	**TOTAL UNIT**	13	0	12	1	0	21	0	20	1	0							

1991-92 SHEEP HUNTER INFORMATION BY MOUNTAIN RANGE

		SUCCESSFUL HUNTERS					UNSUCCESSFUL HUNTERS					PERCENT SUCCESSFUL						
MTN. RANGE	TYPE	TOTAL	UNIT RES	OTHER STATE RES	NON-RES	UNKN. RES	TOTAL	UNIT RES	OTHER STATE RES	NON-RES	UNKN. RES	TOTAL	UNIT RES	OTHER STATE RES	NON-RES	UNKN RES	TOTAL DAYS	AVG. EFFORT
UNKNOWN																		
13C	General Season	1	0	1	0	0	1	0	1	0	0	50.00	0.00	50.00	0.00	0.00	2	1.00
13E	General Season	0	0	0	0	0	5	0	4	1	0	0.00	0.00	0.00	0.00	0.00	20	4.00
13Z	General Season	2	0	2	0	0	13	1	12	0	0	13.33	0.00	14.29	0.00	0.00	62	4.13
13	**TOTAL UNIT**	3	0	3	0	0	19	1	17	1	0							
14Z	General Season	1	0	0	0	1	1	1	0	0	0	50.00	0.00	0.00	0.00	100.00	3	1.50
14	**TOTAL UNIT**	1	0	0	0	1	1	1	0	0	0							
20D	Drawing	2	2	0	0	0	4	0	3	1	0	33.33	100.00	0.00	0.00	0.00	34	5.67
20Z	General Season	0	0	0	0	0	2	2	0	0	0	0.00	0.00	0.00	0.00	0.00	13	6.50
20	**TOTAL UNIT**	2	2	0	0	0	6	2	3	1	0							
25Z	General Season	0	0	0	0	0	3	0	2	1	0	0.00	0.00	0.00	0.00	0.00	23	7.67
25	**TOTAL UNIT**	0	0	0	0	0	3	0	2	1	0							
27Z	General Season	1	0	0	1	0	23	0	20	3	0	4.17	0.00	0.00	25.00	0.00	61	2.54
27	**TOTAL UNIT**	1	0	0	1	0	23	0	20	3	0							
TOTAL MOUNTAIN RANGE		24	2	19	2	1	94	4	81	7	2							
TOTAL STATEWIDE		1448	258	712	447	31	2258	666	1394	165	33							

1991-92 HUNTER INFORMATION BY SPECIES: WOLF

GMU	TYPE	SUCCESSFUL HUNTERS HUNT TOTAL	UNIT RES	OTHER STATE RES	NON-RES	UNKN. RES	UNSUCCESSFUL HUNTERS TOTAL	UNIT RES	OTHER STATE RES	NON-RES	UNKN. RES	PERCENT SUCCESSFUL TOTAL	UNIT RES	OTHER STATE RES	NON-RES	UNKN. RES	TOTAL DAYS	AVG. EFFORT
Unit 01																		
01A	Hunting/Trapping	17	17	0	0	0	n/a	n/a	n/a	n/a	n/a	n/a	n/a	0.00	0.00	0.00	n/a	n/a
01B	Hunting/Trapping	n/a	n/a	n/a	n/a	n/a	n/a	n/a	n/a	n/a	n/a	n/a	n/a	n/a	n/a	n/a	n/a	n/a
01C	Hunting/Trapping	5	3	1	1	0	n/a	n/a	n/a	n/a	n/a	n/a	n/a	n/a	n/a	0.00	n/a	n/a
01D	Hunting/Trapping	2	0	0	2	0	n/a	n/a	n/a	n/a	n/a	n/a	0.00	0.00	n/a	0.00	n/a	n/a
01	**TOTAL UNIT**	24	20	1	3	0	n/a	n/a	n/a	n/a	n/a							
Unit 02																		
02	Hunting/Trapping	37	19	14	4	0	n/a	n/a	n/a	n/a	n/a	n/a	n/a	n/a	n/a	0.00	n/a	n/a
02	**TOTAL UNIT**	37	19	14	4	0	n/a	n/a	n/a	n/a	n/a							
Unit 04																		
04	Hunting/Trapping	0	0	0	0	0	n/a	n/a	n/a	n/a	n/a	0.00	0.00	0.00	0.00	0.00	n/a	n/a
04	**TOTAL UNIT**	0	0	0	0	0	n/a	n/a	n/a	n/a	n/a							
Unit 05																		
05A	Hunting/Trapping	7	2	1	4	0	n/a	n/a	n/a	n/a	n/a	n/a	n/a	n/a	n/a	0.00	n/a	n/a
05B	Hunting/Trapping	1	0	0	1	0	n/a	n/a	n/a	n/a	n/a	n/a	0.00	0.00	n/a	0.00	n/a	n/a
05	**TOTAL UNIT**	8	2	1	5	0	n/a	n/a	n/a	n/a	n/a							
Unit 06																		
06A	Hunting/Trapping	n/a	n/a	n/a	n/a	n/a	n/a	n/a	n/a	n/a	n/a	n/a	n/a	n/a	n/a	n/a	n/a	n/a
06B	Hunting/Trapping	n/a	n/a	n/a	n/a	n/a	n/a	n/a	n/a	n/a	n/a	n/a	n/a	n/a	n/a	n/a	n/a	n/a
06C	Hunting/Trapping	n/a	n/a	n/a	n/a	n/a	n/a	n/a	n/a	n/a	n/a	n/a	n/a	n/a	n/a	n/a	n/a	n/a
06D	Hunting/Trapping	0	0	0	0	0	n/a	n/a	n/a	n/a	n/a	0.00	0.00	0.00	0.00	0.00	n/a	n/a
06	**TOTAL UNIT**	0	0	0	0	0	n/a	n/a	n/a	n/a	n/a							
Unit 08																		
08	Hunting/Trapping	0	0	0	0	0	n/a	n/a	n/a	n/a	n/a	0.00	0.00	0.00	0.00	0.00	n/a	n/a
08	**TOTAL UNIT**	0	0	0	0	0	n/a	n/a	n/a	n/a	n/a							
Unit 09																		
09A	Hunting/Trapping	0	0	0	0	0	n/a	n/a	n/a	n/a	n/a	0.00	0.00	0.00	0.00	0.00	n/a	n/a
09B	Hunting/Trapping	n/a	n/a	n/a	n/a	n/a	n/a	n/a	n/a	n/a	n/a	n/a	n/a	n/a	n/a	n/a	n/a	n/a
09C	Hunting/Trapping	n/a	n/a	n/a	n/a	n/a	n/a	n/a	n/a	n/a	n/a	n/a	n/a	n/a	n/a	n/a	n/a	n/a
09D	Hunting/Trapping	n/a	n/a	n/a	n/a	n/a	n/a	n/a	n/a	n/a	n/a	n/a	n/a	n/a	n/a	n/a	n/a	n/a
09E	Hunting/Trapping	n/a	n/a	n/a	n/a	n/a	n/a	n/a	n/a	n/a	n/a	n/a	n/a	n/a	n/a	n/a	n/a	n/a
09	**TOTAL UNIT**	n/a	n/a	n/a	n/a	n/a	n/a	n/a	n/a	n/a	n/a							

1991-92 HUNTER INFORMATION BY SPECIES: WOLF

GMU	TYPE	SUCCESSFUL HUNTERS HUNT TOTAL	UNIT RES	OTHER STATE RES	NON-RES	UNKN. RES	UNSUCCESSFUL HUNTERS TOTAL	UNIT RES	OTHER STATE RES	NON-RES	UNKN. RES	PERCENT SUCCESSFUL TOTAL	UNIT RES	OTHER STATE RES	NON-RES	UNKN. RES	TOTAL DAYS	AVG. EFFORT
Unit 14																		
14A	Hunting/Trapping	n/a	n/a	n/a	n/a	n/a	n/a	n/a	n/a	n/a	n/a	n/a	n/a	n/a	n/a	n/a	n/a	n/a
14B	Hunting/Trapping	0	0	0	0	0	n/a	n/a	n/a	n/a	n/a	0.00	0.00	0.00	0.00	0.00	n/a	n/a
14C	Hunting/Trapping	0	0	0	0	0	n/a	n/a	n/a	n/a	n/a	0.00	0.00	0.00	0.00	0.00	n/a	n/a
14	**TOTAL UNIT**	0	0	0	0	0	n/a	n/a	n/a	n/a	n/a							
Unit 15																		
15A	Hunting/Trapping	n/a	n/a	n/a	n/a	n/a	n/a	n/a	n/a	n/a	n/a	n/a	n/a	n/a	n/a	n/a	n/a	n/a
15B	Hunting/Trapping	0	0	.0	0	0	n/a	n/a	n/a	n/a	n/a	0.00	0.00	0.00	0.00	0.00	n/a	n/a
15C	Hunting/Trapping	n/a	n/a	n/a	n/a	n/a	n/a	n/a	n/a	n/a	n/a	n/a	n/a	n/a	n/a	n/a	n/a	n/a
15	**TOTAL UNIT**	n/a	n/a	n/a	n/a	n/a	n/a	n/a	n/a	n/a	n/a							
Unit 17																		
17A	Hunting/Trapping	0	0	0	0	0	n/a	n/a	n/a	n/a	n/a	0.00	0.00	0.00	0.00	0.00	n/a	n/a
17B	Hunting/Trapping	n/a	n/a	n/a	n/a	n/a	n/a	n/a	n/a	n/a	n/a	n/a	n/a	n/a	n/a	n/a	n/a	n/a
17C	Hunting/Trapping	n/a	n/a	n/a	n/a	n/a	n/a	n/a	n/a	n/a	n/a	n/a	n/a	n/a	n/a	n/a	n/a	n/a
17	**TOTAL UNIT**	n/a	n/a	n/a	n/a	n/a	n/a	n/a	n/a	n/a	n/a							
Unit 22																		
22A	Hunting/Trapping	n/a	n/a	n/a	n/a	n/a	n/a	n/a	n/a	n/a	n/a	n/a	n/a	n/a	n/a	n/a	n/a	n/a
22B	Hunting/Trapping	n/a	n/a	n/a	n/a	n/a	n/a	n/a	n/a	n/a	n/a	n/a	n/a	n/a	n/a	n/a	n/a	n/a
22C	Hunting/Trapping	0	0	0	0	0	n/a	n/a	n/a	n/a	n/a	0.00	0.00	0.00	0.00	0.00	n/a	n/a
22D	Hunting/Trapping	n/a	n/a	n/a	n/a	n/a	n/a	n/a	n/a	n/a	n/a	n/a	n/a	n/a	n/a	n/a	n/a	n/a
22	**TOTAL UNIT**	n/a	n/a	n/a	n/a	n/a	n/a	n/a	n/a	n/a	n/a							
Unit 23																		
23	Hunting/Trapping	22	16	4	2	0	n/a	n/a	n/a	n/a	n/a	n/a	n/a	n/a	n/a	0.00	n/a	n/a
23	**TOTAL UNIT**	22	16	4	2	0	n/a	n/a	n/a	n/a	n/a							
Unit 26																		
26A	Hunting/Trapping	8	5	3	0	0	n/a	n/a	n/a	n/a	n/a	n/a	n/a	n/a	0.00	0.00	n/a	n/a
26B	Hunting/Trapping	n/a	n/a	n/a	n/a	n/a	n/a	n/a	n/a	n/a	n/a	n/a	n/a	n/a	n/a	n/a	n/a	n/a
26C	Hunting/Trapping	n/a	n/a	n/a	n/a	n/a	n/a	n/a	n/a	n/a	n/a	n/a	n/a	n/a	n/a	n/a	n/a	n/a
26	**TOTAL UNIT**	8	5	3	n/a	n/a	n/a	n/a	n/a	n/a	n/a							
TOTAL STATEWIDE		99	62	23	14	n/a	n/a	n/a	n/a	n/a	n/a							

DATA IS PRESENTED ONLY FOR UNITS WHERE HUNTER INFORMATION IS AVAILABLE

1991-92 HUNTER INFORMATION BY SPECIES: WOLVERINE

GMU	TYPE	SUCCESSFUL HUNTERS HUNT TOTAL	UNIT RES	OTHER STATE RES	NON-RES	UNKN. RES	UNSUCCESSFUL HUNTERS TOTAL	UNIT RES	OTHER STATE RES	NON-RES	UNKN. RES	PERCENT SUCCESSFUL TOTAL	UNIT RES	OTHER STATE RES	NON-RES	UNKN. RES	TOTAL DAYS	AVG. EFFORT
Unit 01																		
01A	Hunting/Trapping	1	1	0	0	0	n/a	n/a	n/a	n/a	n/a	n/a	n/a	0.00	0.00	0.00	n/a	n/a
01B	Hunting/Trapping	n/a	n/a	n/a	n/a	n/a	n/a	n/a	n/a	n/a	n/a	n/a	n/a	n/a	n/a	n/a	n/a	n/a
01C	Hunting/Trapping	5	5	0	0	0	n/a	n/a	n/a	n/a	n/a	n/a	n/a	0.00	0.00	0.00	n/a	n/a
01D	Hunting/Trapping	1	1	0	0	0	n/a	n/a	n/a	n/a	n/a	n/a	n/a	0.00	0.00	0.00	n/a	n/a
01	**TOTAL UNIT**	7	7	0	0	0	n/a	n/a	n/a	n/a	n/a							
Unit 02																		
02	Hunting/Trapping	0	0	0	0	0	n/a	n/a	n/a	n/a	n/a	0.00	0.00	0.00	0.00	0.00	n/a	n/a
02	**TOTAL UNIT**	0	0	0	0	0	n/a	n/a	n/a	n/a	n/a							
Unit 04																		
04	Hunting/Trapping	0	0	0	0	0	n/a	n/a	n/a	n/a	n/a	0.00	0.00	0.00	0.00	0.00	n/a	n/a
04	**TOTAL UNIT**	0	0	0	0	0	n/a	n/a	n/a	n/a	n/a							
Unit 05																		
05A	Hunting/Trapping	0	0	0	0	0	n/a	n/a	n/a	n/a	n/a	0.00	0.00	0.00	0.00	0.00	n/a	n/a
05B	Hunting/Trapping	0	0	0	0	0	n/a	n/a	n/a	n/a	n/a	0.00	0.00	0.00	0.00	0.00	n/a	n/a
05	**TOTAL UNIT**	0	0	0	0	0	n/a	n/a	n/a	n/a	n/a							
Unit 08																		
08	Hunting/Trapping	0	0	0	0	0	n/a	n/a	n/a	n/a	n/a	0.00	0.00	0.00	0.00	0.00	n/a	n/a
08	**TOTAL UNIT**	0	0	0	0	0	n/a	n/a	n/a	n/a	n/a							
Unit 10																		
10	Hunting/Trapping	0	0	0	0	0	n/a	n/a	n/a	n/a	n/a	0.00	0.00	0.00	0.00	0.00	n/a	n/a
10	**TOTAL UNIT**	0	0	0	0	0	n/a	n/a	n/a	n/a	n/a							
Unit 15																		
15A	Hunting/Trapping	0	0	0	0	0	n/a	n/a	n/a	n/a	n/a	0.00	0.00	0.00	0.00	0.00	n/a	n/a
15B	Hunting/Trapping	0	0	0	0	0	n/a	n/a	n/a	n/a	n/a	0.00	0.00	0.00	0.00	0.00	n/a	n/a
15C	Hunting/Trapping	n/a	n/a	n/a	n/a	n/a	n/a	n/a	n/a	n/a	n/a	n/a	n/a	n/a	n/a	n/a	n/a	n/a
15	**TOTAL UNIT**	n/a	n/a	n/a	n/a	n/a	n/a	n/a	n/a	n/a	n/a							

1991-92 HUNTER INFORMATION BY SPECIES: WOLVERINE

			SUCCESSFUL HUNTERS					UNSUCCESSFUL HUNTERS					PERCENT SUCCESSFUL						
GMU	TYPE	HUNT TOTAL	UNIT RES	OTHER STATE RES	NON-RES	UNKN. RES	TOTAL	UNIT RES	OTHER STATE RES	NON-RES	UNKN. RES	TOTAL	UNIT RES	OTHER STATE RES	NON-RES	UNKN. RES	TOTAL DAYS	AVG. EFFORT
Unit 21																		
21A	Hunting/Trapping	n/a	n/a	n/a	n/a	n/a	n/a	n/a	n/a	n/a	n/a	n/a	n/a	n/a	n/a	n/a	n/a	n/a
21B	Hunting/Trapping	n/a	n/a	n/a	n/a	n/a	n/a	n/a	n/a	n/a	n/a	n/a	n/a	n/a	n/a	n/a	n/a	n/a
21C	Hunting/Trapping	0	0	0	0	0	n/a	n/a	n/a	n/a	n/a	0.00	0.00	0.00	0.00	0.00	n/a	n/a
21D	Hunting/Trapping	n/a	n/a	n/a	n/a	n/a	n/a	n/a	n/a	n/a	n/a	n/a	n/a	n/a	n/a	n/a	n/a	n/a
21E	Hunting/Trapping	n/a	n/a	n/a	n/a	n/a	n/a	n/a	n/a	n/a	n/a	n/a	n/a	n/a	n/a	n/a	n/a	n/a
21	**TOTAL UNIT**	n/a	n/a	n/a	n/a	n/a	n/a	n/a	n/a	n/a	n/a							
Unit 23																		
23	Hunting/Trapping	10	9	0	0	1	n/a	n/a	n/a	n/a	n/a	n/a	n/a	0.00	0.00	n/a	n/a	n/a
23	**TOTAL UNIT**	10	9	0	0	1	n/a	n/a	n/a	n/a	n/a							
Unit 26																		
26A	Hunting/Trapping	2	1	0	1	0	n/a	n/a	n/a	n/a	n/a	n/a	n/a	0.00	n/a	0.00	n/a	n/a
26B	Hunting/Trapping	n/a	n/a	n/a	n/a	n/a	n/a	n/a	n/a	n/a	n/a	n/a	n/a	n/a	n/a	n/a	n/a	n/a
26C	Hunting/Trapping	n/a	n/a	n/a	n/a	n/a	n/a	n/a	n/a	n/a	n/a	n/a	n/a	n/a	n/a	n/a	n/a	n/a
26	**TOTAL UNIT**	2	1	n/a	1	n/a	n/a	n/a	n/a	n/a	n/a							
TOTAL STATEWIDE		19	17	n/a	1	1	n/a	n/a	n/a	n/a	n/a							

DATA IS PRESENTED ONLY FOR UNITS WHERE HUNTER INFORMATION IS AVAILABLE



1991-92 HARVEST INFORMATION BY UNIT/SUBUNIT: UNIT 01

SPECIES	TYPE	HUNT	TOTAL HARVEST	SEX MALE	SEX FEMALE	SEX UNKNOWN	DLP	UNREPORTED ILLEGAL	AVERAGE HORN LGTH./ ANTLER WIDTH	COMMENTS
Unit/Subunit 01A										
BEAVER	Trapping		46	0	0	46		0		Total of 10 trappers/46 beavers
BLACK BEAR	General Season		56	43	10	3	2	1		
BROWN BEAR	Registration	0272F	1	0	1	0	0	0		
BROWN BEAR	Registration	0272S	3	3	0	0	0	0		
BROWN BEAR	**TOTAL SUBUNIT**		4	3	1	0	0	0		
COYOTE	Hunting/Trapping		n/a	n/a	n/a	n/a		n/a		Not available
DEER	General Season		347	331	16	0		0		Commercial services and transportation info not available. See HUNTER DATA.
FOX	Hunting/Trapping		n/a	n/a	n/a	n/a		n/a		Not available
LYNX	Hunting/Trapping		n/a	n/a	n/a	n/a		n/a		Not available
MARTEN	Trapping		654	406	248	0		0		Total of 24 trappers/654 marten
MINK	Trapping		n/a	n/a	n/a	n/a		n/a		Mink data incomplete, not available
MOOSE	General Season		5	4	1	0		0	38.0	
MT. GOAT	Registration	0801	16	10	5	1		0	n/a	
OTTER	Trapping		84	46	38	0		0		Total of 14 trappers/84 otters
WOLF	Hunting/Trapping		31	15	16	0		0		Total of 17 hunters/31 wolves
WOLVERINE	Hunting/Trapping		1	0	1	0		0		Total of 1 trapper/1 wolverine
Unit/Subunit 01B										
BEAVER	Trapping		0	0	0	0		0		
BLACK BEAR	General Season		15	14	1	0	0	0		
BROWN BEAR	Registration	0272F	2	1	1	0	0	0		No residents in GMU 1B. See HUNTER DATA.
BROWN BEAR	Registration	0272S	4	3	1	0	0	0		No residents in GMU 1B. See HUNTER DATA.
BROWN BEAR	**TOTAL SUBUNIT**		6	4	2	0	0	0		
COYOTE	Hunting/Trapping		n/a	n/a	n/a	n/a		n/a		
DEER	General Season		50	50	0	0		n/a		
FOX	Hunting/Trapping		n/a	n/a	n/a	n/a		n/a		
LYNX	Hunting/Trapping		0	0	0	0		0		
MARTEN	Trapping		363	266	97	0		0		
MINK	Trapping		n/a	n/a	n/a	n/a		n/a		
MOOSE	General Season		24	24	0	0		1	30.7	Unreported/illegal=1 female
MOOSE	Registration	0955	15	15	0	0		0	n/a	
MOOSE	**TOTAL SUBUNIT**		39	39	0	0		1		
MT. GOAT	Federal	0801	1	1	0	0		0	n/a	Verbal communication from USFS
MT. GOAT	Registration	0801	6	3	3	0		0	n/a	No residents in GMU 1B
MT. GOAT	Registration	0804	11	7	4	0		0	n/a	No residents in GMU 1B
MT. GOAT	**TOTAL SUBUNIT**		18	11	7	0		0		
OTTER	Trapping		0	0	0	0		0		
WOLF	Hunting/Trapping		10	4	6	0		0		
WOLVERINE	Hunting/Trapping		6	4	2	0		0		

1991-92 HARVEST INFORMATION BY UNIT/SUBUNIT: UNIT 01

SPECIES	TYPE	HUNT	TOTAL HARVEST	SEX MALE	SEX FEMALE	SEX UNKNOWN	DLP	UNREPORTED ILLEGAL	AVERAGE HORN LGTH./ ANTLER WIDTH	COMMENTS
Unit/Subunit 01C										
BEAVER	Trapping		11	0	0	11		0		
BLACK BEAR	General Season		111	87	21	3	15	1		DLP=14 males, 1 female. Road Kills=3 males, 2 females
BROWN BEAR	Registration	0272F	2	1	1	0	0	n/a		
BROWN BEAR	Registration	0272S	3	3	0	0	0	n/a		
BROWN BEAR	**TOTAL SUBUNIT**		5	4	1	0	0	n/a		
COYOTE	Hunting/Trapping		n/a	n/a	n/a	n/a		n/a		
DEER	General Season		417	245	172	0		n/a		
FOX	Hunting/Trapping		n/a	n/a	n/a	n/a		n/a		
LYNX	Hunting/Trapping		0	0	0	0		n/a		
MARTEN	Trapping		192	104	88	0		n/a		
MINK	Trapping		n/a	n/a	n/a	n/a		n/a		
MOOSE	Drawing	0901	5	5	0	0		0	n/a	
MOOSE	Drawing	0902	5	0	5	0		0	n/a	
MOOSE	Registration	0956	26	26	0	0		0	n/a	
MOOSE	**TOTAL SUBUNIT**		36	31	5	0		0		
MT. GOAT	Registration	0802-03	22	14	8	0		0	n/a	Hunts 802 & 803 combined
OTTER	Trapping		9	6	3	0		n/a		
WOLF	Hunting/Trapping		5	1	4	0		n/a		
WOLVERINE	Hunting/Trapping		8	4	4	0		n/a		
Unit/Subunit 01D										
BLACK BEAR	General Season		29	19	9	1	0	0		One illegal female in harvest
BROWN BEAR	Registration	0272F	6	2	4	0	0	n/a		
BROWN BEAR	Registration	0272S	4	2	2	0	0	0		
BROWN BEAR	**TOTAL SUBUNIT**		10	4	6	0	0	0		
COYOTE	Hunting/Trapping		n/a	n/a	n/a	n/a		n/a		
FOX	Hunting/Trapping		n/a	n/a	n/a	n/a		n/a		
LYNX	Hunting/Trapping		9	5	4	0		n/a		
MARTEN	Trapping		60	41	19	0		n/a		
MINK	Trapping		n/a	n/a	n/a	n/a		n/a		
MT. GOAT	Registration	0805-06	25	18	5	2		0	n/a	Hunts 805 & 806 combined
OTTER	Trapping		8	6	2	0		n/a		
WOLF	Hunting/Trapping		2	1	1	0		n/a		
WOLVERINE	Hunting/Trapping		1	1	0	0		n/a		

1991-92 HARVEST INFORMATION BY UNIT/SUBUNIT: UNIT 01

SPECIES	TYPE	TOTAL HARVEST	SEX			UNREPORTED	
			MALE	FEMALE	UNKNOWN	DLP	ILLEGAL
UNIT 01 TOTALS FOR SPECIES AND HUNT TYPE							
BEAVER	Trapping	57	0	0	57		0
BLACK BEAR	General Season	211	163	41	7	17	2
BROWN BEAR	Registration	25	15	10	0	0	0
COYOTE	Hunting/Trapping	n/a	n/a	n/a	n/a		n/a
DEER	General Season	814	626	188	0		n/a
FOX	Hunting/Trapping	n/a	n/a	n/a	n/a		n/a
LYNX	Hunting/Trapping	9	5	4	0		0
MARTEN	Trapping	1269	817	452	0		0
MINK	Trapping	n/a	n/a	n/a	n/a		n/a
MOOSE	Drawing	10	5	5	0		0
MOOSE	General Season	29	28	1	0		1
MOOSE	Registration	41	41	0	0		0
MT. GOAT	Federal	1	1	0	0		0
MT. GOAT	Registration	80	52	25	3		0
OTTER	Trapping	101	58	43	0		0
WOLF	Hunting/Trapping	48	21	27	0		0
WOLVERINE	Hunting/Trapping	16	9	7	0		0
UNIT 01 TOTALS							
BEAVER	**TOTAL UNIT**	57	0	0	57		0
BLACK BEAR	**TOTAL UNIT**	211	163	41	7	17	2
BROWN BEAR	**TOTAL UNIT**	25	15	10	0	0	0
COYOTE	**TOTAL UNIT**	n/a	n/a	n/a	n/a		0
DEER	**TOTAL UNIT**	814	626	188	0		0
FOX	**TOTAL UNIT**	n/a	n/a	n/a	n/a		n/a
LYNX	**TOTAL UNIT**	9	5	4	0		0
MARTEN	**TOTAL UNIT**	1269	817	452	0		n/a
MINK	**TOTAL UNIT**	0	0	0	0		n/a
MOOSE	**TOTAL UNIT**	80	74	6	0		1
MT. GOAT	**TOTAL UNIT**	81	53	25	3		0
OTTER	**TOTAL UNIT**	101	58	43	0		0
WOLF	**TOTAL UNIT**	48	21	27	0		0
WOLVERINE	**TOTAL UNIT**	16	9	7	0		0

1991-92 HARVEST INFORMATION BY UNIT/SUBUNIT: UNIT 02

SPECIES	TYPE	HUNT	TOTAL HARVEST	SEX			DLP	UNREPORTED ILLEGAL	AVERAGE HORN LGTH./ ANTLER WIDTH	COMMENTS
				MALE	FEMALE	UNKNOWN				
Unit/Subunit 02										
BEAVER	Trapping		257	0	0	257		0		Total of 18 trappers/257 beavers
BLACK BEAR	General Season		214	135	53	26	3	0		2 DLP & 1 Road Kill
COYOTE	Hunting/Trapping		n/a	n/a	n/a	n/a		n/a		Not available
DEER	General Season		2466	2343	123	0		0		Commercial services and transportation info not available. See HUNTER DATA.
FOX	Hunting/Trapping		n/a	n/a	n/a	n/a		n/a		Not available
LYNX	Hunting/Trapping		n/a	n/a	n/a	n/a		n/a		Not available
MARTEN	Trapping		700	373	254	73		0		Total of 34 trappers/700 marten
MINK	Trapping		n/a	n/a	n/a	n/a		n/a		Mink data incomplete, not available
OTTER	Trapping		43	22	20	1		0		Total of 18 trappers/43 otters
WOLF	Hunting/Trapping		86	42	40	4		0		Total of 37 hunters/86 wolves
WOLVERINE	Hunting/Trapping		0	0	0	0		0		

1991-92 HARVEST INFORMATION BY UNIT/SUBUNIT: UNIT 02

SPECIES	TYPE	TOTAL HARVEST	SEX			UNREPORTED	
			MALE	FEMALE	UNKNOWN	DLP	ILLEGAL
UNIT 02 TOTALS FOR SPECIES AND HUNT TYPE							
BEAVER	Trapping	257	0	0	257		0
BLACK BEAR	General Season	214	135	53	26	3	0
COYOTE	Hunting/Trapping	n/a	n/a	n/a	n/a		n/a
DEER	General Season	2466	2343	123	0		0
FOX	Hunting/Trapping	n/a	n/a	n/a	n/a		n/a
LYNX	Hunting/Trapping	n/a	n/a	n/a	n/a		n/a
MARTEN	Trapping	700	373	254	73		0
MINK	Trapping	n/a	n/a	n/a	n/a		n/a
OTTER	Trapping	43	22	20	1		0
WOLF	Hunting/Trapping	86	42	40	4		0
WOLVERINE	Hunting/Trapping	0	0	0	0		0
UNIT 02 TOTALS							
BEAVER	**TOTAL UNIT**	257	0	0	257		0
BLACK BEAR	**TOTAL UNIT**	214	135	53	26	3	0
COYOTE	**TOTAL UNIT**	n/a	n/a	n/a	n/a		0
DEER	**TOTAL UNIT**	2466	2343	123	0		0
FOX	**TOTAL UNIT**	n/a	n/a	n/a	n/a		n/a
LYNX	**TOTAL UNIT**	0	0	0	0		0
MARTEN	**TOTAL UNIT**	700	373	254	73		n/a
MINK	**TOTAL UNIT**	0	0	0	0		n/a
OTTER	**TOTAL UNIT**	43	22	20	1		0
WOLF	**TOTAL UNIT**	86	42	40	4		0
WOLVERINE	**TOTAL UNIT**	0	0	0	0		0

1991-92 HARVEST INFORMATION BY UNIT/SUBUNIT: UNIT 03

SPECIES	TYPE	HUNT	TOTAL HARVEST	SEX			DLP	UNREPORTED ILLEGAL	AVERAGE HORN LGTH./ ANTLER WIDTH	COMMENTS
				MALE	FEMALE	UNKNOWN				
Unit/Subunit 03										
BEAVER	Trapping		80	0	0	80		0		
BLACK BEAR	General Season		159	126	33	0	5	0		
COYOTE	Hunting/Trapping		n/a	n/a	n/a	n/a		n/a		
DEER	General Season		411	381	30	0		n/a		All female harvest reported=illegal.No open season.
DEER	Registration	0605	214	213	0	1		0		
FOX	Hunting/Trapping		n/a	n/a	n/a	n/a		n/a		
LYNX	Hunting/Trapping		0	0	0	0		0		
MARTEN	Trapping		216	129	87			0		
MINK	Trapping		n/a	n/a	n/a	n/a		n/a		
MOOSE	General Season		9	9	0	0		0	29.4	
OTTER	Trapping		69	37	20	12		0		
WOLF	Hunting/Trapping		51	26	25	0		0		
WOLVERINE	Hunting/Trapping		2	2	0	0		0		

1991-92 HARVEST INFORMATION BY UNIT/SUBUNIT: UNIT 03

SPECIES	TYPE	TOTAL HARVEST	SEX			UNREPORTED	
			MALE	FEMALE	UNKNOWN	DLP	ILLEGAL
UNIT 03 TOTALS FOR SPECIES AND HUNT TYPE							
BEAVER	Trapping	80	0	0	80		0
BLACK BEAR	General Season	159	126	33	0	5	0
COYOTE	Hunting/Trapping	n/a	n/a	n/a	n/a		n/a
DEER	General Season	411	381	30	0		n/a
DEER	Registration	214	213	0	1		0
FOX	Hunting/Trapping	n/a	n/a	n/a	n/a		n/a
LYNX	Hunting/Trapping	0	0	0	0		0
MARTEN	Trapping	216	129	87			0
MINK	Trapping	n/a	n/a	n/a	n/a		n/a
MOOSE	General Season	9	9	0	0		0
OTTER	Trapping	69	37	20	12		0
WOLF	Hunting/Trapping	51	26	25	0		0
WOLVERINE	Hunting/Trapping	2	2	0	0		0
UNIT 03 TOTALS							
BEAVER	**TOTAL UNIT**	80	0	0	80		0
BLACK BEAR	**TOTAL UNIT**	159	126	33	0	5	0
COYOTE	**TOTAL UNIT**	n/a	n/a	n/a	n/a		0
DEER	**TOTAL UNIT**	625	594	30	1		0
FOX	**TOTAL UNIT**	n/a	n/a	n/a	n/a		n/a
LYNX	**TOTAL UNIT**	0	0	0	0		0
MARTEN	**TOTAL UNIT**	216	129	87	0		n/a
MINK	**TOTAL UNIT**	n/a	n/a	n/a	n/a		n/a
MOOSE	**TOTAL UNIT**	9	9	0	0		0
OTTER	**TOTAL UNIT**	69	37	20	12		0
WOLF	**TOTAL UNIT**	51	26	25	0		0
WOLVERINE	**TOTAL UNIT**	2	2	0	0		0

1991-92 HARVEST INFORMATION BY UNIT/SUBUNIT: UNIT 04

SPECIES	TYPE	HUNT	TOTAL HARVEST	SEX			DLP	UNREPORTED ILLEGAL	AVERAGE HORN LGTH./ ANTLER WIDTH	COMMENTS
				MALE	FEMALE	UNKNOWN				
Unit/Subunit 04										
BEAVER	Trapping		11	0	0	11		0		
BROWN BEAR	Registration	0277S	6	3	3	0	0	0		
BROWN BEAR	Registration	0278F	8	2	6	0	0	0		
BROWN BEAR	Registration	0278S	13	9	4	0	0	0		
BROWN BEAR	Registration	0279F	33	13	19	1	0	0		
BROWN BEAR	Registration	0279S	64	55	9	0	0	0		
COYOTE	Hunting/Trapping		n/a	n/a	n/a	n/a		n/a		
DEER	General Season		5635	3500	2135	0		0		
FOX	Hunting/Trapping		n/a	n/a	n/a	n/a		n/a		
LYNX	Hunting/Trapping		0	0	0	0		0		
MARTEN	Trapping		2083	1120	865	98		0		
MINK	Trapping		n/a	n/a	n/a	n/a		n/a		
MT. GOAT	Registration	0815	29	18	11	0		0	n/a	
OTTER	Trapping		131	69	61	1		0		
WOLF	Hunting/Trapping		0	0	0	0		0		
WOLVERINE	Hunting/Trapping		0	0	0	0		0		

1991-92 HARVEST INFORMATION BY UNIT/SUBUNIT: UNIT 04

SPECIES	TYPE	TOTAL HARVEST	SEX MALE	SEX FEMALE	SEX UNKNOWN	UNREPORTED DLP	UNREPORTED ILLEGAL
UNIT 04 TOTALS FOR SPECIES AND HUNT TYPE							
BEAVER	Trapping	11	0	0	11		0
BROWN BEAR	Registration	124	82	41	1	0	0
COYOTE	Hunting/Trapping	n/a	n/a	n/a	n/a		n/a
DEER	General Season	5635	3500	2135	0		0
FOX	Hunting/Trapping	n/a	n/a	n/a	n/a		n/a
LYNX	Hunting/Trapping	0	0	0	0		0
MARTEN	Trapping	2083	1120	865	98		0
MINK	Trapping	n/a	n/a	n/a	n/a		n/a
MT. GOAT	Registration	29	18	11	0		0
OTTER	Trapping	131	69	61	1		0
WOLF	Hunting/Trapping	0	0	0	0		0
WOLVERINE	Hunting/Trapping	0	0	0	0		0
UNIT 04 TOTALS							
BEAVER	**TOTAL UNIT**	11	0	0	11		0
BROWN BEAR	**TOTAL UNIT**	124	82	41	1	0	0
COYOTE	**TOTAL UNIT**	n/a	n/a	n/a	n/a		0
DEER	**TOTAL UNIT**	5635	3500	2135	0		0
FOX	**TOTAL UNIT**	n/a	n/a	n/a	n/a		n/a
LYNX	**TOTAL UNIT**	0	0	0	0		0
MARTEN	**TOTAL UNIT**	2083	1120	865	98		n/a
MINK	**TOTAL UNIT**	n/a	n/a	n/a	n/a		n/a
MT. GOAT	**TOTAL UNIT**	29	18	11	0		0
OTTER	**TOTAL UNIT**	131	69	61	1		0
WOLF	**TOTAL UNIT**	0	0	0	0		0
WOLVERINE	**TOTAL UNIT**	0	0	0	0		0

1991-92 HARVEST INFORMATION BY UNIT/SUBUNIT: UNIT 05

SPECIES	TYPE	HUNT	TOTAL HARVEST	SEX			DLP	UNREPORTED ILLEGAL	AVERAGE HORN LGTH./ ANTLER WIDTH	COMMENTS
				MALE	FEMALE	UNKNOWN				
Unit/Subunit 05A										
BEAVER	Trapping		8	0	0	8		0		
BLACK BEAR	General Season		33	26	7	0	0	n/a		
BROWN BEAR	General Season		36	25	10	1	1	n/a		DLP=1 male
COYOTE	Hunting/Trapping		n/a	n/a	n/a	n/a		n/a		
DEER	General Season		2	2	0	0		n/a		
FOX	Hunting/Trapping		n/a	n/a	n/a	n/a		n/a		
LYNX	Hunting/Trapping		0	0	0	0		n/a		
MARTEN	Trapping		34	24	10	0		n/a		
MINK	Trapping		n/a	n/a	n/a	n/a		n/a		
MOOSE	Registration	0961	52	52	0	0		0	n/a	
MT. GOAT	Registration	0817	8	4	4	0		0	n/a	
OTTER	Trapping		1	1	0	0		n/a		
WOLF	Hunting/Trapping		10	8	2	0		n/a		
WOLVERINE	Hunting/Trapping		0	0	0	0		n/a		
Unit/Subunit 05B										
BEAVER	Trapping		0	0	0	0		0		
BLACK BEAR	General Season		0	0	0	0	0	n/a		
BROWN BEAR	General Season		5	5	0	0	1	n/a		DLP=1 Male
COYOTE	Hunting/Trapping		n/a	n/a	n/a	n/a		n/a		
FOX	Hunting/Trapping		n/a	n/a	n/a	n/a		n/a		
LYNX	Hunting/Trapping		0	0	0	0		0		
MARTEN	Trapping		13	6	7	0		n/a		
MINK	Trapping		n/a	n/a	n/a	n/a		n/a		
MOOSE	Registration	0962	17	17	0	0		0	n/a	
OTTER	Trapping		0	0	0	0		0		
WOLF	Hunting/Trapping		1	0	1	0		n/a		
WOLVERINE	Hunting/Trapping		0	0	0	0		0		

1991-92 HARVEST INFORMATION BY UNIT/SUBUNIT: UNIT 05

SPECIES	TYPE	TOTAL HARVEST	SEX MALE	SEX FEMALE	SEX UNKNOWN	UNREPORTED DLP	UNREPORTED ILLEGAL
UNIT 05 TOTALS FOR SPECIES AND HUNT TYPE							
BEAVER	Trapping	8	0	0	8		0
BLACK BEAR	General Season	33	26	7	0	0	n/a
BROWN BEAR	General Season	41	30	10	1	2	n/a
COYOTE	Hunting/Trapping	n/a	n/a	n/a	n/a		n/a
DEER	General Season	2	2	0	0		n/a
FOX	Hunting/Trapping	n/a	n/a	n/a	n/a		n/a
LYNX	Hunting/Trapping	0	0	0	0		0
MARTEN	Trapping	47	30	17	0		n/a
MINK	Trapping	n/a	n/a	n/a	n/a		n/a
MOOSE	Registration	69	69	0	0		0
MT. GOAT	Registration	8	4	4	0		0
OTTER	Trapping	1	1	0	0		0
WOLF	Hunting/Trapping	11	8	3	0		n/a
WOLVERINE	Hunting/Trapping	0	0	0	0		0
UNIT 05 TOTALS							
BEAVER	**TOTAL UNIT**	8	0	0	8		0
BLACK BEAR	**TOTAL UNIT**	33	26	7	0	0	n/a
BROWN BEAR	**TOTAL UNIT**	41	30	10	1	2	n/a
COYOTE	**TOTAL UNIT**	n/a	n/a	n/a	n/a		n/a
DEER	**TOTAL UNIT**	2	2	0	0		0
FOX	**TOTAL UNIT**	n/a	n/a	n/a	n/a		n/a
LYNX	**TOTAL UNIT**	0	0	0	0		0
MARTEN	**TOTAL UNIT**	47	30	17	0		n/a
MINK	**TOTAL UNIT**	0	0	0	0		n/a
MOOSE	**TOTAL UNIT**	69	69	0	0		0
MT. GOAT	**TOTAL UNIT**	8	4	4	0		0
OTTER	**TOTAL UNIT**	1	1	0	0		0
WOLF	**TOTAL UNIT**	11	8	3	0		n/a
WOLVERINE	**TOTAL UNIT**	0	0	0	0		0

1991-92 HARVEST INFORMATION BY UNIT/SUBUNIT: UNIT 06

SPECIES	TYPE	HUNT	TOTAL HARVEST	SEX MALE	SEX FEMALE	SEX UNKNOWN	DLP	UNREPORTED ILLEGAL	AVERAGE HORN LGTH./ ANTLER WIDTH	COMMENTS
Unit/Subunit 06A										
BEAVER	Trapping		0	0	0	0		0		
BLACK BEAR	General Season		29	24	5	0	0	0		
BROWN BEAR	General Season		10	5	5	0	0	0		
COYOTE	Hunting/Trapping		n/a	n/a	n/a	n/a		n/a		
DEER	General Season		0	0	0	0		0		No reported harvest or effort
FOX	Hunting/Trapping		n/a	n/a	n/a	n/a		n/a		
LYNX	Hunting/Trapping		0	0	0	0		0		
MARTEN	Trapping		n/a	n/a	n/a	n/a		n/a		
MINK	Trapping		n/a	n/a	n/a	n/a		n/a		
MOOSE	General Season		122	76	44	2		0	50.1	
MT. GOAT	Registration	0820	12	10	2	0		0	8.4	
MT. GOAT	Registration	0825	1	1	0	0		0	9.8	
MT. GOAT	Registration	0878	0	0	0	0		0	n/a	
MT. GOAT	**TOTAL SUBUNIT**		13	11	2	0		0		
OTTER	Trapping		0	0	0	0		0		
SHEEP	General Season		0	0	0	0		0	n/a	
WOLF	Hunting/Trapping		2	0	2	0		0		
WOLVERINE	Hunting/Trapping		1	1	0	0		0		
Unit/Subunit 06B										
BEAVER	Trapping		0	0	0	0		0		
BLACK BEAR	General Season		7	7	0	0	0	0		
BROWN BEAR	General Season		8	3	5	0	0	0		
COYOTE	Hunting/Trapping		n/a	n/a	n/a	n/a		n/a		
DEER	General Season		0	0	0	0		0		No reported harvest or effort
FOX	Hunting/Trapping		n/a	n/a	n/a	n/a		n/a		
LYNX	Hunting/Trapping		0	0	0	0		0		
MARTEN	Trapping		n/a	n/a	n/a	n/a		n/a		
MINK	Trapping		n/a	n/a	n/a	n/a		n/a		
MOOSE	General Season		0	0	0	0		0	n/a	
MOOSE	Registration	0964	35	35	0	0		0	45.1	
MOOSE	Drawing	0966	13	1	12	0		0	n/a	
MOOSE	Drawing	0967	0	0	0	0		0	n/a	
MOOSE	**TOTAL SUBUNIT**		48	36	12	0		0		
MT. GOAT	Registration	0826	4	3	1	0		0	9.0	
MT. GOAT	Registration	0878	1	1	0	0		0	9.5	
MT. GOAT	**TOTAL SUBUNIT**		5	4	1	0		0		
OTTER	Trapping		0	0	0	0		0		
SHEEP	General Season		0	0	0	0		0	n/a	
WOLF	Hunting/Trapping		1	0	1	0		0		
WOLVERINE	Hunting/Trapping		1	1	0	0		0		

1991-92 HARVEST INFORMATION BY UNIT/SUBUNIT: UNIT 06

SPECIES	TYPE	HUNT	TOTAL HARVEST	SEX MALE	SEX FEMALE	SEX UNKNOWN	DLP	UNREPORTED ILLEGAL	AVERAGE HORN LGTH./ ANTLER WIDTH	COMMENTS
Unit/Subunit 06C										
BEAVER	Trapping		60	0	0	60		0		
BLACK BEAR	General Season		17	12	5	0	0	0		
BROWN BEAR	General Season		6	5	1	0	0	0		
COYOTE	Hunting/Trapping		n/a	n/a	n/a	n/a		n/a		
DEER	General Season		0	0	0	0				No reported harvest or effort
FOX	Hunting/Trapping		n/a	n/a	n/a	n/a		n/a		
LYNX	Hunting/Trapping		0	0	0	0		0		
MARTEN	Trapping		n/a	n/a	n/a	n/a		n/a		
MINK	Trapping		n/a	n/a	n/a	n/a		n/a		
MOOSE	Drawing	0967	15	15	0	0		0	67.0	
MOOSE	Drawing	0968	13	0	13	0		0	n/a	
MOOSE	**TOTAL SUBUNIT**		28	15	13	0		0		
OTTER	Trapping		17	10	6	1		0		
SHEEP	General Season		0	0	0	0		0	n/a	
WOLF	Hunting/Trapping		3	2	1	0		0		
WOLVERINE	Hunting/Trapping		5	5	0	0		0		
Unit/Subunit 06D										
BEAVER	Trapping		1	0	0	1		0		
BLACK BEAR	General Season		185	132	47	6	0	0		
BROWN BEAR	General Season		24	16	8	0	0	0		
COYOTE	Hunting/Trapping		n/a	n/a	n/a	n/a		n/a		
DEER	General Season		1662	1213	449	0				Data estimated from hunter surveys
FOX	Hunting/Trapping		n/a	n/a	n/a	n/a		n/a		
LYNX	Hunting/Trapping		0	0	0	0		0		
MARTEN	Trapping		n/a	n/a	n/a	n/a		n/a		
MINK	Trapping		n/a	n/a	n/a	n/a		n/a		
MOOSE	General Season		1	1	0	0		0	42.0	
MT. GOAT	Registration	0822	9	8	1	0		0	15.5	
MT. GOAT	Registration	0828	2	2	0	0		0	13.1	
MT. GOAT	Registration	0829	13	10	3	0		0	25.9	
MT. GOAT	Registration	0830	6	6	0	0		0	9.6	
MT. GOAT	Registration	0879	2	2	0	0		0	6.0	
MT. GOAT	**TOTAL SUBUNIT**		32	28	4	0		0		
OTTER	Trapping		72	40	29	3		0		
SHEEP	General Season		0	0	0	0		0	n/a	
WOLF	Hunting/Trapping		0	0	0	0		0		
WOLVERINE	Hunting/Trapping		3	2	1	0		0		
Unit/Subunit 06Z										
MOOSE	General Season		1	0	1	0		0	n/a	
MT. GOAT	Federal	0806	0	0	0	0		0	n/a	

1991-92 HARVEST INFORMATION BY UNIT/SUBUNIT: UNIT 06

SPECIES	TYPE	TOTAL HARVEST	SEX MALE	SEX FEMALE	SEX UNKNOWN	UNREPORTED DLP	UNREPORTED ILLEGAL
UNIT 06 TOTALS FOR SPECIES AND HUNT TYPE							
BEAVER	Trapping	61	0	0	61		0
BLACK BEAR	General Season	238	175	57	6	0	0
BROWN BEAR	General Season	48	29	19	0	0	0
COYOTE	Hunting/Trapping	n/a	n/a	n/a	n/a		n/a
DEER	General Season	1662	1213	449	0		
FOX	Hunting/Trapping	n/a	n/a	n/a	n/a		n/a
LYNX	Hunting/Trapping	0	0	0	0		0
MARTEN	Trapping	n/a	n/a	n/a	n/a		n/a
MINK	Trapping	n/a	n/a	n/a	n/a		n/a
MOOSE	Drawing	41	16	25	0		0
MOOSE	General Season	124	77	45	2		0
MOOSE	Registration	35	35	0	0		0
MT. GOAT	Federal	0	0	0	0		0
MT. GOAT	Registration	50	43	7	0		0
OTTER	Trapping	89	50	35	4		0
SHEEP	General Season	0	0	0	0		0
WOLF	Hunting/Trapping	6	2	4	0		0
WOLVERINE	Hunting/Trapping	10	9	1	0		0
UNIT 06 TOTALS							
BEAVER	**TOTAL UNIT**	61	0	0	61		0
BLACK BEAR	**TOTAL UNIT**	238	175	57	6	0	0
BROWN BEAR	**TOTAL UNIT**	48	29	19	0	0	0
COYOTE	**TOTAL UNIT**	n/a	n/a	n/a	n/a		0
DEER	**TOTAL UNIT**	1662	1213	449	0		0
FOX	**TOTAL UNIT**	n/a	n/a	n/a	n/a		n/a
LYNX	**TOTAL UNIT**	0	0	0	0		0
MARTEN	**TOTAL UNIT**	0	0	n/a	n/a		n/a
MINK	**TOTAL UNIT**	n/a	n/a	n/a	n/a		n/a
MOOSE	**TOTAL UNIT**	200	128	70	2		0
MT. GOAT	**TOTAL UNIT**	50	43	7	0		0
OTTER	**TOTAL UNIT**	89	50	35	4		0
SHEEP	**TOTAL UNIT**	0	0	0	0		0
WOLF	**TOTAL UNIT**	6	2	4	0		0
WOLVERINE	**TOTAL UNIT**	10	9	1	0		0

1991-92 HARVEST INFORMATION BY UNIT/SUBUNIT: UNIT 07

SPECIES	TYPE	HUNT	TOTAL HARVEST	SEX MALE	SEX FEMALE	SEX UNKNOWN	DLP	UNREPORTED ILLEGAL	AVERAGE HORN LGTH./ ANTLER WIDTH	COMMENTS
Unit/Subunit 07										
BEAVER	Trapping		34	0	0	34		0		
BLACK BEAR	General Season		126	75	47	4	0	0		
BROWN BEAR	General Season		1	0	1	0	0	0		
CARIBOU	Drawing	0501	16	9	7	0		0		
COYOTE	Hunting/Trapping		n/a	n/a	n/a	n/a		n/a		
FOX	Hunting/Trapping		n/a	n/a	n/a	n/a		n/a		
MARTEN	Trapping		27	16	6	5		0		
MINK	Trapping		n/a	n/a	n/a	n/a		n/a		
MOOSE	General Season		61	61	0	0		0	42.3	
MOOSE	Drawing	0910	13	13	0	0		0	38.8	
MOOSE	Drawing	0911	28	0	28	0		0	n/a	
MT. GOAT	Registration	0812	3	2	1	0		0	8.5	
MT. GOAT	Drawing	0831	0	0	0	0		0	n/a	
MT. GOAT	Drawing	0833	4	1	3	0		0	8.4	
MT. GOAT	Drawing	0834	2	2	0	0		0	9.0	
MT. GOAT	Drawing	0835	0	0	0	0		0	n/a	
MT. GOAT	Drawing	0836	2	1	1	0		0	9.3	
MT. GOAT	Drawing	0837	1	1	0	0		0	9.0	
MT. GOAT	Drawing	0839	1	0	1	0		0	7.7	
MT. GOAT	Drawing	0840	1	1	0	0		0	9.1	
MT. GOAT	Drawing	0842	1	1	0	0		0	8.0	
MT. GOAT	Drawing	0843	3	2	1	0		0	8.2	
MT. GOAT	Drawing	0844	3	3	0	0		0	8.7	
MT. GOAT	Drawing	0845	3	2	0	1		0	9.4	
MT. GOAT	Drawing	0846	7	5	2	0		0	8.1	
MT. GOAT	Drawing	0847	3	3	0	0		0	7.4	
MT. GOAT	Registration	0848	10	7	3	0		0	8.6	
MT. GOAT	Registration	0849	5	4	1	0		0	9.2	
MT. GOAT	Registration	0851	0	0	0	0		0	n/a	
MT. GOAT	Tier II	0852T	2	2	0	0		0	7.8	
MT. GOAT	Registration	0883	5	3	2	0		0	7.7	
MT. GOAT	Registration	0885	1	0	1	0		0	7.5	
MT. GOAT	Registration	0886	16	11	5	0		0	8.3	
OTTER	Trapping		12	3	0	9		0		
SHEEP	General Season		14	13	0	1		0	34.4	
WOLF	Hunting/Trapping		2	1	1	0		0		
WOLVERINE	Hunting/Trapping		16	14	2	0		0		

1991-92 HARVEST INFORMATION BY UNIT/SUBUNIT: UNIT 07

SPECIES	TYPE	TOTAL HARVEST	SEX MALE	SEX FEMALE	SEX UNKNOWN	UNREPORTED DLP	UNREPORTED ILLEGAL
UNIT 07 TOTALS FOR SPECIES AND HUNT TYPE							
BEAVER	Trapping	34	0	0	34		0
BLACK BEAR	General Season	126	75	47	4	0	0
BROWN BEAR	General Season	1	0	1	0	0	0
CARIBOU	Drawing	16	9	7	0		0
COYOTE	Hunting/Trapping	n/a	n/a	n/a	n/a		n/a
FOX	Hunting/Trapping	n/a	n/a	n/a	n/a		n/a
MARTEN	Trapping	27	16	6	5		0
MINK	Trapping	n/a	n/a	n/a	n/a		n/a
MOOSE	Drawing	41	13	28	0		0
MOOSE	General Season	61	61	0	0		0
MT. GOAT	Drawing	31	22	8	1		0
MT. GOAT	Registration	40	27	13	0		0
MT. GOAT	Tier II	2	2	0	0		0
OTTER	Trapping	12	3	0	9		0
SHEEP	General Season	14	13	0	1		0
WOLF	Hunting/Trapping	2	1	1	0		0
WOLVERINE	Hunting/Trapping	16	14	2	0		0
UNIT 07 TOTALS							
BEAVER	**TOTAL UNIT**	34	0	0	34		0
BLACK BEAR	**TOTAL UNIT**	126	75	47	4	0	0
BROWN BEAR	**TOTAL UNIT**	1	0	1	0	0	0
CARIBOU	**TOTAL UNIT**	16	9	7	0		0
COYOTE	**TOTAL UNIT**	n/a	n/a	n/a	n/a		0
FOX	**TOTAL UNIT**	n/a	n/a	n/a	n/a		n/a
MARTEN	**TOTAL UNIT**	27	16	6	5		n/a
MINK	**TOTAL UNIT**	n/a	n/a	n/a	n/a		n/a
MOOSE	**TOTAL UNIT**	102	74	28	0		0
MT. GOAT	**TOTAL UNIT**	73	51	21	1		0
OTTER	**TOTAL UNIT**	12	3	0	9		0
SHEEP	**TOTAL UNIT**	14	13	0	1		0
WOLF	**TOTAL UNIT**	2	1	1	0		0
WOLVERINE	**TOTAL UNIT**	16	14	2	0		0

1991-92 HARVEST INFORMATION BY UNIT/SUBUNIT: UNIT 08

SPECIES	TYPE	HUNT	TOTAL HARVEST	SEX			DLP	UNREPORTED ILLEGAL	AVERAGE HORN LGTH./ ANTLER WIDTH	COMMENTS
				MALE	FEMALE	UNKNOWN				
Unit/Subunit 08										
BEAVER	Trapping		79	0	0	79		0		
BROWN BEAR	Drawing	0201	0	0	0	0	0	0		
BROWN BEAR	Registration	0201	0	0	0	0	0	0		Hunt held, but no hunting effort
BROWN BEAR	**TOTAL HUNT**	0201	0	0	0	0	0	0		
BROWN BEAR	Drawing	0202	0	0	0	0	0	0		
BROWN BEAR	Registration	0202	0	0	0	0	0	0		
BROWN BEAR	**TOTAL HUNT**	0202	0	0	0	0	0	0		
BROWN BEAR	Drawing	0203	1	1	0	0	0	0		
BROWN BEAR	Registration	0203	0	0	0	0	0	0		
BROWN BEAR	**TOTAL HUNT**	0203	1	1	0	0	0	0		
BROWN BEAR	Drawing	0204	2	2	0	0	0	0		
BROWN BEAR	Registration	0204	0	0	0	0	0	0		
BROWN BEAR	**TOTAL HUNT**	0204	2	2	0	0	0	0		
BROWN BEAR	Drawing	0205	0	0	0	0	0	0		
BROWN BEAR	Registration	0205	0	0	0	0	0	0		Hunt held, but no hunting effort
BROWN BEAR	**TOTAL HUNT**	0205	0	0	0	0	0	0		
BROWN BEAR	Drawing	0206	0	0	0	0	0	0		
BROWN BEAR	Registration	0206	2	1	1	0	0	0		
BROWN BEAR	**TOTAL HUNT**	0206	2	1	1	0	0	0		
BROWN BEAR	Drawing	0207	1	0	1	0	0	0		
BROWN BEAR	Registration	0207	0	0	0	0	0	0		
BROWN BEAR	**TOTAL HUNT**	0207	1	0	1	0	0	0		
BROWN BEAR	Drawing	0208	1	0	1	0	0	0		
BROWN BEAR	Registration	0208	2	0	2	0	0	0		
BROWN BEAR	**TOTAL HUNT**	0208	3	0	3	0	0	0		
BROWN BEAR	Drawing	0209	0	0	0	0	0	0		Hunt held, but no hunting effort
BROWN BEAR	Registration	0209	1	1	0	0	0	0		
BROWN BEAR	**TOTAL HUNT**	0209	1	1	0	0	0	0		
BROWN BEAR	Drawing	0210	2	1	1	0	0	0		
BROWN BEAR	Registration	0210	1	1	0	0	0	0		
BROWN BEAR	**TOTAL HUNT**	0210	3	2	1	0	0	0		
BROWN BEAR	Drawing	0211	2	1	1	0	0	0		
BROWN BEAR	Registration	0211	2	2	0	0	0	0		
BROWN BEAR	**TOTAL HUNT**	0211	4	3	1	0	0	0		
BROWN BEAR	Drawing	0212	0	0	0	0	0	0		
BROWN BEAR	Registration	0212	0	0	0	0	0	0		Hunt held, but no hunting effort
BROWN BEAR	**TOTAL HUNT**	0212	0	0	0	0	0	0		
BROWN BEAR	Drawing	0213	1	0	1	0	1	0		
BROWN BEAR	Registration	0213	2	1	1	0	0	0		
BROWN BEAR	**TOTAL HUNT**	0213	3	1	2	0	1	0		

1991-92 HARVEST INFORMATION BY UNIT/SUBUNIT: UNIT 08

SPECIES	TYPE	HUNT	TOTAL HARVEST	SEX			DLP	UNREPORTED ILLEGAL	AVERAGE HORN LGTH./ ANTLER WIDTH	COMMENTS
				MALE	FEMALE	UNKNOWN				
Unit/Subunit 08										
BROWN BEAR	Drawing	0214	2	1	1	0	0	0		
BROWN BEAR	Registration	0214	0	0	0	0	0	0		
BROWN BEAR	**TOTAL HUNT**	0214	2	1	1	0	0	0		
BROWN BEAR	Drawing	0215	1	1	0	0	0	0		
BROWN BEAR	Registration	0215	0	0	0	0	0	0		
BROWN BEAR	**TOTAL HUNT**	0215	1	1	0	0	0	0		
BROWN BEAR	Drawing	0216	2	0	2	0	1	0		
BROWN BEAR	Registration	0216	0	0	0	0	0	0		
BROWN BEAR	**TOTAL HUNT**	0216	2	0	2	0	1	0		
BROWN BEAR	Drawing	0217	1	0	0	1	1	0		
BROWN BEAR	Registration	0217	1	0	1	0	0	0		
BROWN BEAR	**TOTAL HUNT**	0217	2	0	1	1	1	0		
BROWN BEAR	Drawing	0218	0	0	0	0	0	0		
BROWN BEAR	Registration	0218	1	1	0	0	0	0		
BROWN BEAR	**TOTAL HUNT**	0218	1	1	0	0	0	0		
BROWN BEAR	Drawing	0219	0	0	0	0	1	0		
BROWN BEAR	Registration	0219	0	0	0	0	0	0		
BROWN BEAR	**TOTAL HUNT**	0219	0	0	0	0	1	0		
BROWN BEAR	Drawing	0220	0	0	0	0	0	0		
BROWN BEAR	Registration	0220	0	0	0	0	0	0		
BROWN BEAR	**TOTAL HUNT**	0220	0	0	0	0	0	0		
BROWN BEAR	Drawing	0221	0	0	0	0	0	0		
BROWN BEAR	Registration	0221	1	0	1	0	0	0		
BROWN BEAR	**TOTAL HUNT**	0221	1	0	1	0	0	0		
BROWN BEAR	Drawing	0222	0	0	0	0	0	0		
BROWN BEAR	Registration	0222	1	1	0	0	0	0		
BROWN BEAR	**TOTAL HUNT**	0222	1	1	0	0	0	0		
BROWN BEAR	Drawing	0223	1	1	0	0	0	0		
BROWN BEAR	Registration	0223	1	1	0	0	0	0		
BROWN BEAR	**TOTAL HUNT**	0223	2	2	0	0	0	0		
BROWN BEAR	Drawing	0224	0	0	0	0	0	0		
BROWN BEAR	Registration	0224	0	0	0	0	0	0		
BROWN BEAR	**TOTAL HUNT**	0224	0	0	0	0	0	0		
BROWN BEAR	Drawing	0225	0	0	0	0	0	0		Hunt held, but no hunting effort
BROWN BEAR	Registration	0225	0	0	0	0	0	0		
BROWN BEAR	**TOTAL HUNT**	0225	0	0	0	0	0	0		
BROWN BEAR	Drawing	0226	0	0	0	0	0	0		
BROWN BEAR	Registration	0226	0	0	0	0	0	0		
BROWN BEAR	**TOTAL HUNT**	0226	0	0	0	0	0	0		
BROWN BEAR	Drawing	0227	0	0	0	0	0	0		
BROWN BEAR	Registration	0227	1	1	0	0	0	0		
BROWN BEAR	**TOTAL HUNT**	0227	1	1	0	0	0	0		
BROWN BEAR	Drawing	0228	1	1	0	0	0	0		
BROWN BEAR	Registration	0228	0	0	0	0	0	0		Hunt held, but no hunting effort
BROWN BEAR	**TOTAL HUNT**	0228	1	1	0	0	0	0		

1991-92 HARVEST INFORMATION BY UNIT/SUBUNIT: UNIT 08

SPECIES	TYPE	HUNT	TOTAL HARVEST	SEX			DLP	UNREPORTED ILLEGAL	AVERAGE HORN LGTH./ ANTLER WIDTH	COMMENTS
				MALE	FEMALE	UNKNOWN				
Unit/Subunit 08										
BROWN BEAR	Drawing	0229	3	1	2	0	1	0		
BROWN BEAR	Registration	0229	0	0	0	0	1	0		
BROWN BEAR	**TOTAL HUNT**	0229	3	1	2	0	2	0		
BROWN BEAR	Drawing	0231	1	1	0	0	0	0		
BROWN BEAR	Registration	0231	1	1	0	0	0	0		
BROWN BEAR	**TOTAL HUNT**	0231	2	2	0	0	0	0		
BROWN BEAR	Drawing	0232	2	1	1	0	0	0		
BROWN BEAR	Registration	0232	2	2	0	0	0	0		
BROWN BEAR	**TOTAL HUNT**	0232	4	3	1	0	0	0		
BROWN BEAR	Drawing	0233	1	0	1	0	0	0		
BROWN BEAR	Registration	0233	1	1	0	0	0	0		
BROWN BEAR	**TOTAL HUNT**	0233	2	1	1	0	0	0		
BROWN BEAR	Drawing	0234	2	1	1	0	0	0		
BROWN BEAR	Registration	0234	2	2	0	0	0	0		
BROWN BEAR	**TOTAL HUNT**	0234	4	3	1	0	0	0		
BROWN BEAR	Drawing	0235	0	0	0	0	0	0		
BROWN BEAR	Registration	0235	3	3	0	0	0	0		
BROWN BEAR	**TOTAL HUNT**	0235	3	3	0	0	0	0		
BROWN BEAR	Drawing	0236	0	0	0	0	0	0		
BROWN BEAR	Registration	0236	2	2	0	0	0	0		
BROWN BEAR	**TOTAL HUNT**	0236	2	2	0	0	0	0		
BROWN BEAR	Drawing	0237	4	4	0	0	0	0		
BROWN BEAR	Registration	0237	4	3	1	0	0	0		
BROWN BEAR	**TOTAL HUNT**	0237	8	7	1	0	0	0		
BROWN BEAR	Drawing	0238	1	1	0	0	0	0		
BROWN BEAR	Registration	0238	4	3	1	0	0	0		
BROWN BEAR	**TOTAL HUNT**	0238	5	4	1	0	0	0		
BROWN BEAR	Drawing	0239	2	1	1	0	0	0		
BROWN BEAR	Registration	0239	2	2	0	0	0	0		
BROWN BEAR	**TOTAL HUNT**	0239	4	3	1	0	0	0		
BROWN BEAR	Drawing	0240	1	0	1	0	0	0		
BROWN BEAR	Registration	0240	2	1	0	1	0	0		
BROWN BEAR	**TOTAL HUNT**	0240	3	1	1	1	0	0		
BROWN BEAR	Drawing	0241	3	0	3	0	0	0		
BROWN BEAR	Registration	0241	3	3	0	0	0	0		
BROWN BEAR	**TOTAL HUNT**	0241	6	3	3	0	0	0		
BROWN BEAR	Drawing	0242	2	0	2	0	0	0		
BROWN BEAR	Registration	0242	3	2	1	0	0	0		
BROWN BEAR	**TOTAL HUNT**	0242	5	2	3	0	0	0		
BROWN BEAR	Drawing	0243	3	0	3	0	0	0		
BROWN BEAR	Registration	0243	3	2	1	0	0	0		
BROWN BEAR	**TOTAL HUNT**	0243	6	2	4	0	0	0		

1991-92 HARVEST INFORMATION BY UNIT/SUBUNIT: UNIT 08

SPECIES	TYPE	HUNT	TOTAL HARVEST	SEX			DLP	UNREPORTED ILLEGAL	AVERAGE HORN LGTH./ ANTLER WIDTH	COMMENTS
				MALE	FEMALE	UNKNOWN				
Unit/Subunit 08										
BROWN BEAR	Drawing	0244	0	0	0	0	0	0		
BROWN BEAR	Registration	0244	1	1	0	0	0	0		
BROWN BEAR	**TOTAL HUNT**	0244	1	1	0	0	0	0		
BROWN BEAR	Drawing	0245	1	1	0	0	0	0		
BROWN BEAR	Registration	0245	2	2	0	0	0	0		
BROWN BEAR	**TOTAL HUNT**	0245	3	3	0	0	0	0		
BROWN BEAR	Drawing	0246	3	3	0	0	0	0		
BROWN BEAR	Registration	0246	2	1	1	0	0	0		
BROWN BEAR	**TOTAL HUNT**	0246	5	4	1	0	0	0		
BROWN BEAR	Drawing	0247	2	2	0	0	0	0		
BROWN BEAR	Registration	0247	2	2	0	0	0	0		
BROWN BEAR	**TOTAL HUNT**	0247	4	4	0	0	0	0		
BROWN BEAR	Drawing	0248	1	0	1	0	0	0		
BROWN BEAR	Registration	0248	4	3	1	0	0	0		
BROWN BEAR	**TOTAL HUNT**	0248	5	3	2	0	0	0		
BROWN BEAR	Drawing	0249	0	0	0	0	0	0		
BROWN BEAR	Registration	0249	2	2	0	0	0	0		
BROWN BEAR	**TOTAL HUNT**	0249	2	2	0	0	0	0		
BROWN BEAR	Drawing	0250	0	0	0	0	0	0		
BROWN BEAR	Registration	0250	1	0	1	0	0	0		
BROWN BEAR	**TOTAL HUNT**	0250	1	0	1	0	0	0		
BROWN BEAR	Drawing	0251	1	1	0	0	0	0		
BROWN BEAR	Registration	0251	1	1	0	0	0	0		
BROWN BEAR	**TOTAL HUNT**	0251	2	2	0	0	0	0		
BROWN BEAR	Drawing	0252	0	0	0	0	0	0		
BROWN BEAR	Registration	0252	4	3	1	0	0	0		
BROWN BEAR	**TOTAL HUNT**	0252	4	3	1	0	0	0		
BROWN BEAR	Drawing	0253	0	0	0	0	0	0		
BROWN BEAR	Registration	0253	2	2	0	0	0	0		
BROWN BEAR	**TOTAL HUNT**	0253	2	2	0	0	0	0		
BROWN BEAR	Drawing	0254	3	1	2	0	0	0		
BROWN BEAR	Registration	0254	3	3	0	0	0	0		
BROWN BEAR	**TOTAL HUNT**	0254	6	4	2	0	0	0		
BROWN BEAR	Drawing	0255	2	0	1	1	0	0		
BROWN BEAR	Registration	0255	3	2	1	0	0	0		
BROWN BEAR	**TOTAL HUNT**	0255	5	2	2	1	0	0		
BROWN BEAR	Drawing	0256	0	0	0	0	0	0		
BROWN BEAR	Registration	0256	2	2	0	0	0	0		
BROWN BEAR	**TOTAL HUNT**	0256	2	2	0	0	0	0		
BROWN BEAR	Drawing	0257	1	0	1	0	0	0		
BROWN BEAR	Registration	0257	1	0	1	0	0	0		
BROWN BEAR	**TOTAL HUNT**	0257	2	0	2	0	0	0		
BROWN BEAR	Drawing	0258	0	0	0	0	0	0		
BROWN BEAR	Registration	0258	1	0	1	0	0	0		
BROWN BEAR	**TOTAL HUNT**	0258	1	0	1	0	0	0		

1991-92 HARVEST INFORMATION BY UNIT/SUBUNIT: UNIT 08

SPECIES	TYPE	HUNT	TOTAL HARVEST	SEX			DLP	UNREPORTED ILLEGAL	AVERAGE HORN LGTH./ ANTLER WIDTH	COMMENTS
				MALE	FEMALE	UNKNOWN				
Unit/Subunit 08										
BROWN BEAR	Drawing	0259	1	1	0	0	0	0		
BROWN BEAR	Registration	0259	6	0	6	0	0	0		
BROWN BEAR	**TOTAL HUNT**	0259	7	1	6	0	0	0		
BROWN BEAR	Registration	0260F	5	4	1	0	1	0		Reported harvest includes 1 bear taken without a registration permit
BROWN BEAR	Registration	0260S	8	3	5	0	0	0		
DEER	General Season		8948	6569	2379	0				Data estimated from hunter surveys
ELK	Drawing	0702	4	2	2	0		0		
ELK	Drawing	0703	3	2	1	0		0		
ELK	Drawing	0704	1	0	1	0		0		
ELK	Drawing	0705	5	1	4	0		0		
ELK	Drawing	0706	2	0	2	0		0		
ELK	Drawing	0707	2	0	2	0		0		
ELK	Drawing	0708	6	1	5	0		0		
ELK	Drawing	0709	3	2	1	0		0		
ELK	Drawing	0710	2	0	2	0		0		
ELK	Registration	0750	35	13	22	0		0		
ELK	Registration	0751	2	0	2	0		0		
ELK	Registration	0752	36	15	21	0		0		
FOX	Hunting/Trapping		n/a	n/a	n/a	n/a		n/a		
MARTEN	Trapping		n/a	n/a	n/a	n/a		n/a		
MINK	Trapping		n/a	n/a	n/a	n/a		n/a		
MT. GOAT	Drawing	0871	3	1	2	0		0	8.4	
MT. GOAT	Drawing	0872	4	4	0	0		0	7.9	
MT. GOAT	Drawing	0873	2	1	1	0		0	8.8	
MT. GOAT	Drawing	0874	8	5	3	0		0	8.2	
MT. GOAT	Drawing	0875	3	0	3	0		0	9.4	
MT. GOAT	Drawing	0876	5	4	1	0		0	8.8	
MT. GOAT	Drawing	0877	7	2	5	0		0	8.4	
OTTER	Trapping		144	73	61	10		0		
WOLF	Hunting/Trapping		0	0	0	0		0		
WOLVERINE	Hunting/Trapping		0	0	0	0		0		

1991-92 HARVEST INFORMATION BY UNIT/SUBUNIT: UNIT 08

SPECIES	TYPE	TOTAL HARVEST	SEX MALE	SEX FEMALE	SEX UNKNOWN	UNREPORTED DLP	UNREPORTED ILLEGAL
UNIT 08 TOTALS FOR SPECIES AND HUNT TYPE							
BEAVER	Trapping	79	0	0	79		0
BROWN BEAR	Drawing	58	28	28	2	5	0
BROWN BEAR	Registration	98	68	29	1	2	0
DEER	General Season	8948	6569	2379	0		
ELK	Drawing	28	8	20	0		0
ELK	Registration	73	28	45	0		0
FOX	Hunting/Trapping	n/a	n/a	n/a	n/a		n/a
MARTEN	Trapping	n/a	n/a	n/a	n/a		n/a
MINK	Trapping	n/a	n/a	n/a	n/a		n/a
MT. GOAT	Drawing	32	17	15	0		0
OTTER	Trapping	144	73	61	10		0
WOLF	Hunting/Trapping	0	0	0	0		0
WOLVERINE	Hunting/Trapping	0	0	0	0		0
UNIT 08 TOTALS							
BEAVER	**TOTAL UNIT**	79	0	0	79		0
BROWN BEAR	**TOTAL UNIT**	156	96	57	3	7	0
DEER	**TOTAL UNIT**	8948	6569	2379	0		0
ELK	**TOTAL UNIT**	101	36	65	0		0
FOX	**TOTAL UNIT**	n/a	n/a	n/a	n/a		n/a
MARTEN	**TOTAL UNIT**	n/a	n/a	n/a	n/a		n/a
MINK	**TOTAL UNIT**	n/a	n/a	n/a	n/a		n/a
MT. GOAT	**TOTAL UNIT**	32	17	15	0		0
OTTER	**TOTAL UNIT**	144	73	61	10		0
WOLF	**TOTAL UNIT**	0	0	0	0		0
WOLVERINE	**TOTAL UNIT**	0	0	0	0		0

1991-92 HARVEST INFORMATION BY UNIT/SUBUNIT: UNIT 09

SPECIES	TYPE	HUNT	TOTAL HARVEST	SEX MALE	SEX FEMALE	SEX UNKNOWN	DLP	UNREPORTED ILLEGAL	AVERAGE HORN LGTH./ ANTLER WIDTH	COMMENTS
Unit/Subunit 09A										
BEAVER	Trapping		0	0	0	0		0		
BLACK BEAR	General Season		n/a	n/a	n/a	n/a	n/a	n/a		No sealing of Black Bears required in GMU 9
BROWN BEAR	General Season		43	27	14	2	0	0		
CARIBOU	General Season		n/a	n/a	n/a	n/a		n/a		See Mulchatna Herd Summary
COYOTE	Hunting/Trapping		n/a	n/a	n/a	n/a		n/a		
FOX	Hunting/Trapping		n/a	n/a	n/a	n/a		n/a		
LYNX	Hunting/Trapping		0	0	0	0		0		
MARTEN	Trapping		n/a	n/a	n/a	n/a		n/a		
MINK	Trapping		n/a	n/a	n/a	n/a		n/a		
MOOSE	General Season		5	4	0	1		0	53.7	
OTTER	Trapping		0	0	0	0		0		
SHEEP	General Season		0	0	0	0		0	n/a	
WOLF	Hunting/Trapping		0	0	0	0		0		
WOLVERINE	Hunting/Trapping		2	0	0	2		0		
Unit/Subunit 09B										
BEAVER	Trapping		187	0	0	187		0		
BLACK BEAR	General Season		n/a	n/a	n/a	n/a	n/a	n/a		No sealing of Black Bears required in GMU 9
BROWN BEAR	General Season		34	21	13	0	0	0		
CARIBOU	General Season		n/a	n/a	n/a	n/a		n/a		See Mulchatna Herd Summary
COYOTE	Hunting/Trapping		n/a	n/a	n/a	n/a		n/a		
FOX	Hunting/Trapping		n/a	n/a	n/a	n/a		n/a		
LYNX	Hunting/Trapping		4	0	0	4		0		
MARTEN	Trapping		n/a	n/a	n/a	n/a		n/a		
MINK	Trapping		n/a	n/a	n/a	n/a		n/a		
MOOSE	General Season		57	56	1	0		0	50.3	
OTTER	Trapping		62	27	18	17		0		
SHEEP	General Season		2	1	0	1		0	40.5	
WOLF	Hunting/Trapping		27	15	5	7		0		
WOLVERINE	Hunting/Trapping		22	14	6	2		0		
Unit/Subunit 09C										
BEAVER	Trapping		91	0	0	91		0		
BLACK BEAR	General Season		n/a	n/a	n/a	n/a	n/a	n/a		No sealing of Black Bears required in GMU 9
BROWN BEAR	General Season		19	12	7	0	0	0		
BROWN BEAR	Registration	0261F	4	4	0	0	0	0		
BROWN BEAR	Registration	0261S	1	1	0	0	0	0		
BROWN BEAR	**TOTAL SUBUNIT**		24	17	7	0	0	0		

1991-92 HARVEST INFORMATION BY UNIT/SUBUNIT: UNIT 09

SPECIES	TYPE	HUNT	TOTAL HARVEST	SEX MALE	SEX FEMALE	SEX UNKNOWN	DLP	UNREPORTED ILLEGAL	AVERAGE HORN LGTH./ ANTLER WIDTH	COMMENTS
Unit/Subunit 09C										
CARIBOU	General Season		n/a	n/a	n/a	n/a		n/a		See N. Alaska Peninsula and Mulchatna Herd Summaries
COYOTE	Hunting/Trapping		n/a	n/a	n/a	n/a		n/a		
FOX	Hunting/Trapping		n/a	n/a	n/a	n/a		n/a		
LYNX	Hunting/Trapping		14	0	0	14		0		
MARTEN	Trapping		n/a	n/a	n/a	n/a		n/a		
MINK	Trapping		n/a	n/a	n/a	n/a		n/a		
MOOSE	General Season		47	43	4	0		0	49.4	
MOOSE	Registration	0972	17	16	1	0		0	n/a	
MOOSE	**TOTAL SUBUNIT**		64	59	5	0		0		
OTTER	Trapping		41	23	11	7		0		
SHEEP	General Season		0	0	0	0		0	n/a	
WOLF	Hunting/Trapping		5	1	4	0		0		
WOLVERINE	Hunting/Trapping		16	11	3	2		0		
Unit/Subunit 09D										
BEAVER	Trapping		0	0	0	0		0		
BLACK BEAR	General Season		n/a	n/a	n/a	n/a	n/a	n/a		No sealing of Black Bears required in GMU 9
BROWN BEAR	General Season		111	68	40	3	0	0		
BROWN BEAR	Registration	0262F	2	2	0	0	0	0		
BROWN BEAR	Registration	0262S	2	1	1	0	0	0		
BROWN BEAR	**TOTAL SUBUNIT**		115	71	41	3	0	0		
CARIBOU	General Season		n/a	n/a	n/a	n/a		n/a		See S. Alaska Peninsula Herd Summary
COYOTE	Hunting/Trapping		n/a	n/a	n/a	n/a		n/a		
FOX	Hunting/Trapping		n/a	n/a	n/a	n/a		n/a		
LYNX	Hunting/Trapping		0	0	0	0		0		
MARTEN	Trapping		n/a	n/a	n/a	n/a		n/a		
MINK	Trapping		n/a	n/a	n/a	n/a		n/a		
MOOSE	General Season		1	0	0	1		0	63.0	
OTTER	Trapping		3	3	0	0		0		
WOLF	Hunting/Trapping		6	2	2	2		0		
WOLVERINE	Hunting/Trapping		6	0	2	4		0		
Unit/Subunit 09E										
BEAVER	Trapping		110	0	0	110		0		
BLACK BEAR	General Season		n/a	n/a	n/a	n/a	n/a	n/a		No sealing of Black Bears required in GMU 9
BROWN BEAR	General Season		326	223	101	2	0	0		
CARIBOU	General Season		n/a	n/a	n/a	n/a		n/a		See N. Alaska Peninsula Herd Summary
CARIBOU	Federal	0509	0	0	0	0		0		
CARIBOU	**TOTAL SUBUNIT**		0	0	0	0		0		
COYOTE	Hunting Trapping		n/a	n/a	n/a	n/a		n/a		
FOX	Hunting Trapping		n/a	n/a	n/a	n/a		n/a		

1991-92 HARVEST INFORMATION BY UNIT/SUBUNIT: UNIT 09

SPECIES	TYPE	HUNT	TOTAL HARVEST	SEX			DLP	UNREPORTED ILLEGAL	AVERAGE HORN LGTH./ ANTLER WIDTH	COMMENTS
				MALE	FEMALE	UNKNOWN				
Unit/Subunit 09E										
LYNX	Hunting/Trapping		8	0	0	8		0		
MARTEN	Trapping		n/a	n/a	n/a	n/a		n/a		
MINK	Trapping		n/a	n/a	n/a	n/a		n/a		
MOOSE	General Season		95	95	0	0		0	59.7	
OTTER	Trapping		45	16	12	17		0		
WOLF	Hunting/Trapping		51	14	20	17		0		
WOLVERINE	Hunting/Trapping		42	10	8	24		0		
Unit/Subunit 09Z										
MOOSE	General Season		0	0	0	0		0	n/a	
SHEEP	General Season		0	0	0	0		0	n/a	
WOLVERINE	Hunting/Trapping		3	2	1	0		0		

1991-92 HARVEST INFORMATION BY UNIT/SUBUNIT: UNIT 09

SPECIES	TYPE	TOTAL HARVEST	SEX MALE	SEX FEMALE	SEX UNKNOWN	UNREPORTED DLP	UNREPORTED ILLEGAL
UNIT 09 TOTALS FOR SPECIES AND HUNT TYPE							
BEAVER	Trapping	388	0	0	388		0
BLACK BEAR	General Season	n/a	n/a	n/a	n/a	0	n/a
BROWN BEAR	General Season	533	351	175	7	0	0
BROWN BEAR	Registration	9	8	1	0	0	0
CARIBOU	Federal	0	0	0	0		0
CARIBOU	General Season	n/a	n/a	n/a	n/a		n/a
COYOTE	Hunting/Trapping	n/a	n/a	n/a	n/a		n/a
FOX	Hunting/Trapping	n/a	n/a	n/a	n/a		n/a
LYNX	Hunting/Trapping	26	0	0	26		0
MARTEN	Trapping	n/a	n/a	n/a	n/a		n/a
MINK	Trapping	n/a	n/a	n/a	n/a		n/a
MOOSE	General Season	205	198	5	2		0
MOOSE	Registration	17	16	1	0		0
OTTER	Trapping	151	69	41	41		0
SHEEP	General Season	2	1	0	1		0
WOLF	Hunting/Trapping	89	32	31	26		0
WOLVERINE	Hunting/Trapping	91	37	20	34		0
UNIT 09 TOTALS							
BEAVER	**TOTAL UNIT**	388	0	0	388		0
BLACK BEAR	**TOTAL UNIT**	0	0	0	0	0	n/a
BROWN BEAR	**TOTAL UNIT**	542	359	176	7	0	0
CARIBOU	**TOTAL UNIT**	0	0	0	0		0
COYOTE	**TOTAL UNIT**	n/a	n/a	n/a	n/a		0
FOX	**TOTAL UNIT**	n/a	n/a	n/a	n/a		n/a
LYNX	**TOTAL UNIT**	26	0	0	26		0
MARTEN	**TOTAL UNIT**	n/a	n/a	n/a	n/a		n/a
MINK	**TOTAL UNIT**	n/a	n/a	n/a	n/a		n/a
MOOSE	**TOTAL UNIT**	222	214	6	2		0
OTTER	**TOTAL UNIT**	151	69	41	41		0
SHEEP	**TOTAL UNIT**	2	1	0	1		0
WOLF	**TOTAL UNIT**	89	32	31	26		0
WOLVERINE	**TOTAL UNIT**	91	37	20	34		0

1991-92 HARVEST INFORMATION BY UNIT/SUBUNIT: UNIT 10

SPECIES	TYPE	HUNT	TOTAL HARVEST	SEX			DLP	UNREPORTED ILLEGAL	AVERAGE HORN LGTH./ ANTLER WIDTH	COMMENTS
				MALE	FEMALE	UNKNOWN				
Unit/Subunit 10										
BROWN BEAR	Drawing	0275	4	1	3	0	0	0		
BROWN BEAR	Drawing	0276	0	0	0	0	0	0		
CARIBOU	General Season		0	0	0	0		0		
CARIBOU	Registration	0550	198	93	105	0		0		
COYOTE	Hunting/Trapping		n/a	n/a	n/a	n/a		n/a		
FOX	Hunting/Trapping		n/a	n/a	n/a	n/a		n/a		
MINK	Trapping		n/a	n/a	n/a	n/a		n/a		
OTTER	Trapping		0	0	0	0		0		
WOLF	Hunting/Trapping		3	2	1	0		0		
WOLVERINE	Hunting/Trapping		0	0	0	0		0		

1991-92 HARVEST INFORMATION BY UNIT/SUBUNIT: UNIT 10

SPECIES	TYPE	TOTAL HARVEST	SEX			UNREPORTED	
			MALE	FEMALE	UNKNOWN	DLP	ILLEGAL
UNIT 10 TOTALS FOR SPECIES AND HUNT TYPE							
BROWN BEAR	Drawing	4	1	3	0	0	0
CARIBOU	General Season	0	0	0	0		0
CARIBOU	Registration	198	93	105	0		0
COYOTE	Hunting/Trapping	n/a	n/a	n/a	n/a		n/a
FOX	Hunting/Trapping	n/a	n/a	n/a	n/a		n/a
MINK	Trapping	n/a	n/a	n/a	n/a		n/a
OTTER	Trapping	0	0	0	0		0
WOLF	Hunting/Trapping	3	2	1	0		0
WOLVERINE	Hunting/Trapping	0	0	0	0		0
UNIT 10 TOTALS							
BROWN BEAR	**TOTAL UNIT**	4	1	3	0	0	0
CARIBOU	**TOTAL UNIT**	198	93	105	0		0
COYOTE	**TOTAL UNIT**	n/a	n/a	n/a	n/a		0
FOX	**TOTAL UNIT**	n/a	n/a	n/a	n/a		n/a
MINK	**TOTAL UNIT**	n/a	n/a	n/a	n/a		n/a
OTTER	**TOTAL UNIT**	n/a	n/a	n/a	n/a		0
WOLF	**TOTAL UNIT**	3	2	1	0		0
WOLVERINE	**TOTAL UNIT**	0	0	0	0		0

1991-92 HARVEST INFORMATION BY UNIT/SUBUNIT: UNIT 11

SPECIES	TYPE	HUNT	TOTAL HARVEST	SEX			DLP	UNREPORTED ILLEGAL	AVERAGE HORN LGTH./ ANTLER WIDTH	COMMENTS
				MALE	FEMALE	UNKNOWN				
Unit/Subunit 11										
BEAVER	Trapping		4	0	0	4		0		
BLACK BEAR	General Season		14	10	4	0	0	0		
BROWN BEAR	General Season		3	3	0	0	0	0		
CARIBOU	Federal	0511	22	22	0	0		0		
COYOTE	Hunting/Trapping		n/a	n/a	n/a	n/a		n/a		
FOX	Hunting/Trapping		n/a	n/a	n/a	n/a		n/a		
LYNX	Hunting/Trapping		107	0	0	107		0		
MARTEN	Trapping		n/a	n/a	n/a	n/a		n/a		
MINK	Trapping		n/a	n/a	n/a	n/a		n/a		
MOOSE	General Season		42	42	0	0		0	40.0	
MT. GOAT	Registration	0880	25	13	12	0		0	7.8	
OTTER	Trapping		1	0	1	0		0		
SHEEP	General Season		170	136	24	10		0	29.8	
WOLF	Hunting/Trapping		30	19	10	1		0		
WOLVERINE	Hunting/Trapping		10	6	4	0		0		

1991-92 HARVEST INFORMATION BY UNIT/SUBUNIT: UNIT 11

SPECIES	TYPE	TOTAL HARVEST	SEX MALE	SEX FEMALE	SEX UNKNOWN	UNREPORTED DLP	UNREPORTED ILLEGAL
UNIT 11 TOTALS FOR SPECIES AND HUNT TYPE							
BEAVER	Trapping	4	0	0	4		0
BLACK BEAR	General Season	14	10	4	0	0	0
BROWN BEAR	General Season	3	3	0	0	0	0
CARIBOU	Federal	22	22	0	0		0
COYOTE	Hunting/Trapping	n/a	n/a	n/a	n/a		n/a
FOX	Hunting/Trapping	n/a	n/a	n/a	n/a		n/a
LYNX	Hunting/Trapping	107	0	0	107		0
MARTEN	Trapping	n/a	n/a	n/a	n/a		n/a
MINK	Trapping	n/a	n/a	n/a	n/a		n/a
MOOSE	General Season	42	42	0	0		0
MT. GOAT	Registration	25	13	12	0		0
OTTER	Trapping	1	0	1	0		0
SHEEP	General Season	170	136	24	10		0
WOLF	Hunting/Trapping	30	19	10	1		0
WOLVERINE	Hunting/Trapping	10	6	4	0		0
UNIT 11 TOTALS							
BEAVER	**TOTAL UNIT**	4	0	0	4		0
BLACK BEAR	**TOTAL UNIT**	14	10	4	0	0	0
BROWN BEAR	**TOTAL UNIT**	3	3	0	0	0	0
CARIBOU	**TOTAL UNIT**	22	22	0	0		0
COYOTE	**TOTAL UNIT**	n/a	n/a	n/a	n/a		0
FOX	**TOTAL UNIT**	n/a	n/a	n/a	n/a		n/a
LYNX	**TOTAL UNIT**	107	0	0	107		0
MARTEN	**TOTAL UNIT**	n/a	n/a	n/a	n/a		n/a
MINK	**TOTAL UNIT**	n/a	n/a	n/a	n/a		n/a
MOOSE	**TOTAL UNIT**	42	42	0	0		0
MT. GOAT	**TOTAL UNIT**	25	13	12	0		0
OTTER	**TOTAL UNIT**	1	0	1	0		0
SHEEP	**TOTAL UNIT**	170	136	24	10		0
WOLF	**TOTAL UNIT**	30	19	10	1		0
WOLVERINE	**TOTAL UNIT**	10	6	4	0		0

1991-92 HARVEST INFORMATION BY UNIT/SUBUNIT: UNIT 12

SPECIES	TYPE	HUNT	TOTAL HARVEST	SEX			DLP	UNREPORTED ILLEGAL	AVERAGE HORN LGTH./ ANTLER WIDTH	COMMENTS
				MALE	FEMALE	UNKNOWN				
Unit/Subunit 12										
BEAVER	Trapping		40	0	0	40		0		
BLACK BEAR	General Season		18	15	3	0	0	0		
BROWN BEAR	General Season		9	5	4	0	2	0		
CARIBOU	General Season		n/a	n/a	n/a	n/a		n/a		See Chisana, Fortymile, Macomb, and Mentasta Herd Summaries
CARIBOU	Federal	0511	1	1	0	0		0		
CARIBOU	Federal	0512	27	22	3	2		0		
CARIBOU	Federal	0513	1	1	0	0		72		
CARIBOU	Registration	0560	270	257	3	10		0		
COYOTE	Hunting/Trapping		n/a	n/a	n/a	n/a		n/a		
FOX	Hunting/Trapping		n/a	n/a	n/a	n/a		n/a		
LYNX	Hunting/Trapping		174	0	0	174		0		
MARTEN	Trapping		n/a	n/a	n/a	n/a		n/a		
MINK	Trapping		n/a	n/a	n/a	n/a		n/a		
MOOSE	General Season		110	109	0	1		0	42.1	
OTTER	Trapping		6	4	2	0		0		
SHEEP	General Season		272	256	1	15		0	34.3	
SHEEP	Drawing	1102	52	52	0	0		0	36.9	
WOLF	Hunting/Trapping		32	19	11	2		0		
WOLVERINE	Hunting/Trapping		27	16	10	1		0		

1991-92 HARVEST INFORMATION BY UNIT/SUBUNIT: UNIT 12

SPECIES	TYPE	TOTAL HARVEST	SEX			UNREPORTED	
			MALE	FEMALE	UNKNOWN	DLP	ILLEGAL
UNIT 12 TOTALS FOR SPECIES AND HUNT TYPE							
BEAVER	Trapping	40	0	0	40		0
BLACK BEAR	General Season	18	15	3	0	0	0
BROWN BEAR	General Season	9	5	4	0	2	0
CARIBOU	Federal	29	24	3	2		72
CARIBOU	General Season	n/a	n/a	n/a	n/a		n/a
CARIBOU	Registration	270	257	3	10		0
COYOTE	Hunting/Trapping	n/a	n/a	n/a	n/a		n/a
FOX	Hunting/Trapping	n/a	n/a	n/a	n/a		n/a
LYNX	Hunting/Trapping	174	0	0	174		0
MARTEN	Trapping	n/a	n/a	n/a	n/a		n/a
MINK	Trapping	n/a	n/a	n/a	n/a		n/a
MOOSE	General Season	110	109	0	1		0
OTTER	Trapping	6	4	2	0		0
SHEEP	Drawing	52	52	0	0		0
SHEEP	General Season	272	256	1	15		0
WOLF	Hunting/Trapping	32	19	11	2		0
WOLVERINE	Hunting/Trapping	27	16	10	1		0
UNIT 12 TOTALS							
BEAVER	**TOTAL UNIT**	40	0	0	40		0
BLACK BEAR	**TOTAL UNIT**	18	15	3	0	0	0
BROWN BEAR	**TOTAL UNIT**	9	5	4	0	2	0
CARIBOU	**TOTAL UNIT**	299	281	6	12		72
COYOTE	**TOTAL UNIT**	n/a	n/a	n/a	n/a		0
FOX	**TOTAL UNIT**	n/a	n/a	n/a	n/a		n/a
LYNX	**TOTAL UNIT**	174	0	0	174		0
MARTEN	**TOTAL UNIT**	n/a	n/a	n/a	n/a		n/a
MINK	**TOTAL UNIT**	n/a	n/a	n/a	n/a		n/a
MOOSE	**TOTAL UNIT**	110	109	0	1		0
OTTER	**TOTAL UNIT**	6	4	2	0		0
SHEEP	**TOTAL UNIT**	324	308	1	15		0
WOLF	**TOTAL UNIT**	32	19	11	2		0
WOLVERINE	**TOTAL UNIT**	27	16	10	1		0

1991-92 HARVEST INFORMATION BY UNIT/SUBUNIT: UNIT 13

SPECIES	TYPE	HUNT	TOTAL HARVEST	SEX			DLP	UNREPORTED ILLEGAL	AVERAGE HORN LGTH./ ANTLER WIDTH	COMMENTS
				MALE	FEMALE	UNKNOWN				
Unit/Subunit 13A										
BEAVER	Trapping		10	0	0	10		0		
BLACK BEAR	General Season		4	2	2	0	0	0		
BROWN BEAR	General Season		15	10	5	0	0	0		
CARIBOU	Federal	0513	16	13	3	0		1		GMU data is preliminary only. See Nelchina Herd Summary for final harvest numbers.
CARIBOU	Tier II	0566T	733	468	259	6		0		GMU data is preliminary only. See Nelchina Herd Summary for final harvest numbers.
CARIBOU	**TOTAL SUBUNIT**		749	481	262	6		1		
COYOTE	Hunting/Trapping		n/a	n/a	n/a	n/a		n/a		
FOX	Hunting/Trapping		n/a	n/a	n/a	n/a		n/a		
LYNX	Hunting/Trapping		22	0	0	22		0		
MARTEN	Trapping		n/a	n/a	n/a	n/a		n/a		
MINK	Trapping		n/a	n/a	n/a	n/a		n/a		
MOOSE	General Season		117	116	0	1		0	41.7	
MOOSE	Federal	0913	3	3	0	0		0	33.3	
MOOSE	**TOTAL SUBUNIT**		120	119	0	1		0		
OTTER	Trapping		4	2	2	0		0		
SHEEP	General Season		42	39	0	3		0	35.0	
WOLF	Hunting/Trapping		23	9	12	2		0		
WOLVERINE	Hunting/Trapping		4	4	0	0		0		
Unit/Subunit 13B										
BEAVER	Trapping		46	0	0	46		0		
BLACK BEAR	General Season		4	4	0	0	0	0		
BROWN BEAR	General Season		7	5	2	0	0	0		
CARIBOU	Federal	0513	576	435	130	11		43		GMU data is preliminary only. See Nelchina Herd Summary for final harvest numbers.
CARIBOU	Tier II	0566T	496	433	61	2		0		GMU data is preliminary only. See Nelchina Herd Summary for final harvest numbers.
CARIBOU	**TOTAL SUBUNIT**		1072	868	191	13		43		
COYOTE	Hunting/Trapping		n/a	n/a	n/a	n/a		n/a		
FOX	Hunting/Trapping		n/a	n/a	n/a	n/a		n/a		
LYNX	Hunting/Trapping		3	0	0	3		0		
MARTEN	Trapping		n/a	n/a	n/a	n/a		n/a		
MINK	Trapping		n/a	n/a	n/a	n/a		n/a		
MOOSE	General Season		161	161	0	0		0	43.7	
MOOSE	Federal	0913	60	59	1	0		2	40.1	
MOOSE	**TOTAL SUBUNIT**		221	220	1	0		2		

1991-92 HARVEST INFORMATION BY UNIT/SUBUNIT: UNIT 13

SPECIES	TYPE	HUNT	TOTAL HARVEST	SEX MALE	SEX FEMALE	SEX UNKNOWN	DLP	UNREPORTED ILLEGAL	AVERAGE HORN LGTH./ ANTLER WIDTH	COMMENTS
Unit/Subunit 13B										
OTTER	Trapping		4	4	0	0		0		
SHEEP	General Season		0	0	0	0		0	n/a	
SHEEP	Drawing	1102	0	0	0	0		0	n/a	
SHEEP	Drawing	1103	3	3	0	0		0	38.4	
SHEEP	Drawing	1104	1	1	0	0		0	36.5	
SHEEP	**TOTAL SUBUNIT**		4	4	0	0		0		
WOLF	Hunting/Trapping		26	12	12	2		0		
WOLVERINE	Hunting/Trapping		1	0	1	0		0		
Unit/Subunit 13C										
BEAVER	Trapping		6	0	0	6		0		
BLACK BEAR	General Season		7	6	1	0	0	0		
BROWN BEAR	General Season		5	4	1	0	0	0		
CARIBOU	Federal	0513	9	1	8	0		1		GMU data is preliminary only. See Nelchina Herd Summary for final harvest numbers.
CARIBOU	Tier II	0566T	20	17	3	0		0		GMU data is preliminary only. See Nelchina Herd Summary for final harvest numbers.
CARIBOU	**TOTAL SUBUNIT**		29	18	11	0		1		
COYOTE	Hunting/Trapping		n/a	n/a	n/a	n/a		n/a		
FOX	Hunting/Trapping		n/a	n/a	n/a	n/a		n/a		
LYNX	Hunting/Trapping		19	0	0	19		0		
MARTEN	Trapping		n/a	n/a	n/a	n/a		n/a		
MINK	Trapping		n/a	n/a	n/a	n/a		n/a		
MOOSE	General Season		86	85	0	1		0	44.5	
MOOSE	Federal	0913	4	4	0	0		0	39.5	
MOOSE	**TOTAL SUBUNIT**		90	89	0	1		0		
OTTER	Trapping		1	0	1	0		0		
SHEEP	General Season		6	6	0	0		0	34.0	
SHEEP	Drawing	1102	1	1	0	0		0	39.0	
SHEEP	**TOTAL SUBUNIT**		7	7	0	0		0		
WOLF	Hunting/Trapping		11	5	6	0		0		
WOLVERINE	Hunting/Trapping		3	3	0	0		0		
Unit/Subunit 13D										
BEAVER	Trapping		29	0	0	29		0		
BLACK BEAR	General Season		32	20	11	1	0	0		
BROWN BEAR	General Season		6	5	1	0	0	0		
CARIBOU	Federal	0513	0	0	0	0		0		GMU data is preliminary only. See Nelchina Herd Summary for final harvest numbers.
CARIBOU	Tier II	0566T	47	20	27	0		0		GMU data is preliminary only. See Nelchina Herd Summary for final harvest numbers.
CARIBOU	**TOTAL SUBUNIT**		47	20	27	0		0		

1991-92 HARVEST INFORMATION BY UNIT/SUBUNIT: UNIT 13

SPECIES	TYPE	HUNT	TOTAL HARVEST	SEX MALE	SEX FEMALE	SEX UNKNOWN	DLP	UNREPORTED ILLEGAL	AVERAGE HORN LGTH./ ANTLER WIDTH	COMMENTS
Unit/Subunit 13D										
COYOTE	Hunting/Trapping		n/a	n/a	n/a	n/a		n/a		
FOX	Hunting/Trapping		n/a	n/a	n/a	n/a		n/a		
LYNX	Hunting/Trapping		79	0	0	79		0		
MARTEN	Trapping		n/a	n/a	n/a	n/a		n/a		
MINK	Trapping		n/a	n/a	n/a	n/a		n/a		
MOOSE	General Season		51	51	0	0		0	44.1	
MOOSE	Federal	0913	15	15	0	0		1	40.5	
MOOSE	**TOTAL SUBUNIT**		66	66	0	0		1		
MT. GOAT	Drawing	0818	3	2	1	0		0	8.6	
MT. GOAT	Drawing	0819	5	4	1	0		0	8.6	
MT. GOAT	**TOTAL SUBUNIT**		8	6	2	0		0		
OTTER	Trapping		5	4	1	0		0		
SHEEP	General Season		70	67	0	3		0	37.0	
WOLF	Hunting/Trapping		10	3	7	0		0		
WOLVERINE	Hunting/Trapping		12	9	3	0		0		
Unit/Subunit 13E										
BEAVER	Trapping		90	0	0	90		0		
BLACK BEAR	General Season		22	15	6	1	0	0		
BROWN BEAR	General Season		42	32	10	0	0	0		
CARIBOU	Federal	0513	44	38	5	1		3		GMU data is preliminary only. See Nelchina Herd Summary for final harvest numbers.
CARIBOU	Tier II	0566T	511	409	102	0		0		GMU data is preliminary only. See Nelchina Herd Summary for final harvest numbers.
CARIBOU	**TOTAL SUBUNIT**		555	447	107	1		3		
COYOTE	Hunting/Trapping		n/a	n/a	n/a	n/a		n/a		
FOX	Hunting/Trapping		n/a	n/a	n/a	n/a		n/a		
LYNX	Hunting/Trapping		0	0	0	0		n/a		
MARTEN	Trapping		n/a	n/a	n/a	n/a		n/a		
MINK	Trapping		n/a	n/a	n/a	n/a		n/a		
MOOSE	General Season		166	166	0	0		0	44.4	
MOOSE	Federal	0913	15	15	0	0		1	38.3	
MOOSE	**TOTAL SUBUNIT**		181	181	0	0		1		
OTTER	Trapping		9	5	3	1		0		
SHEEP	General Season		22	21	0	1		0	33.8	
WOLF	Hunting/Trapping		44	21	23	0		0		
WOLVERINE	Hunting/Trapping		16	9	7	0		0		

1991-92 HARVEST INFORMATION BY UNIT/SUBUNIT: UNIT 13

SPECIES	TYPE	HUNT	TOTAL HARVEST	SEX MALE	SEX FEMALE	SEX UNKNOWN	DLP	UNREPORTED ILLEGAL	AVERAGE HORN LGTH./ ANTLER WIDTH	COMMENTS
Unit/Subunit 13Z										
CARIBOU	Federal	0513	35	20	12	3		3		GMU data is preliminary only. See Nelchina Herd Summary for final harvest numbers.
CARIBOU	Tier II	0566T	153	117	35	1		0		GMU data is preliminary only. See Nelchina Herd Summary for final harvest numbers.
CARIBOU	**TOTAL SUBUNIT**		188	137	47	4		3		
MOOSE	General Season		6	6	0	0		0	41.0	
MOOSE	Federal	0913	5	5	0	0		0	37.0	
MOOSE	**TOTAL SUBUNIT**		11	11	0	0		0		
SHEEP	General Season		3	3	0	0		0	35.0	

1991-92 HARVEST INFORMATION BY UNIT/SUBUNIT: UNIT 13

SPECIES	TYPE	TOTAL HARVEST	SEX			UNREPORTED	
			MALE	FEMALE	UNKNOWN	DLP	ILLEGAL
UNIT 13 TOTALS FOR SPECIES AND HUNT TYPE							
BEAVER	Trapping	181	0	0	181		0
BLACK BEAR	General Season	69	47	20	2	0	0
BROWN BEAR	General Season	75	56	19	0	0	0
CARIBOU	Federal	680	507	158	15		51
CARIBOU	Tier II	1960	1464	487	9		0
COYOTE	Hunting/Trapping	n/a	n/a	n/a	n/a		n/a
FOX	Hunting/Trapping	n/a	n/a	n/a	n/a		n/a
LYNX	Hunting/Trapping	123	0	0	123		n/a
MARTEN	Trapping	n/a	n/a	n/a	n/a		n/a
MINK	Trapping	n/a	n/a	n/a	n/a		n/a
MOOSE	Federal	102	101	1	0		4
MOOSE	General Season	587	585	0	2		0
MT. GOAT	Drawing	8	6	2	0		0
OTTER	Trapping	23	15	7	1		0
SHEEP	Drawing	5	5	0	0		0
SHEEP	General Season	143	136	0	7		0
WOLF	Hunting/Trapping	114	50	60	4		0
WOLVERINE	Hunting/Trapping	36	25	11	0		0
UNIT 13 TOTALS							
BEAVER	**TOTAL UNIT**	181	0	0	181		0
BLACK BEAR	**TOTAL UNIT**	69	47	20	2	0	0
BROWN BEAR	**TOTAL UNIT**	75	56	19	0	0	0
CARIBOU	**TOTAL UNIT**	2640	1971	645	24		51
COYOTE	**TOTAL UNIT**	n/a	n/a	n/a	n/a		0
FOX	**TOTAL UNIT**	n/a	n/a	n/a	n/a		n/a
LYNX	**TOTAL UNIT**	123	0	0	123		0
MARTEN	**TOTAL UNIT**	n/a	n/a	n/a	n/a		n/a
MINK	**TOTAL UNIT**	n/a	n/a	n/a	n/a		n/a
MOOSE	**TOTAL UNIT**	689	686	1	2		4
MT. GOAT	**TOTAL UNIT**	8	6	2	0		0
OTTER	**TOTAL UNIT**	23	15	7	1		0
SHEEP	**TOTAL UNIT**	148	141	0	7		0
WOLF	**TOTAL UNIT**	114	50	60	4		0
WOLVERINE	**TOTAL UNIT**	36	25	11	0		0

1991-92 HARVEST INFORMATION BY UNIT/SUBUNIT: UNIT 14

SPECIES	TYPE	HUNT	TOTAL HARVEST	SEX MALE	SEX FEMALE	SEX UNKNOWN	DLP	UNREPORTED ILLEGAL	AVERAGE HORN LGTH./ ANTLER WIDTH	COMMENTS
Unit/Subunit 14A										
BEAVER	Trapping		117	0	0	117	4	0		DLP = nuisance Beaver
BLACK BEAR	General Season		53	38	15	0	1	5		DLP = 1 female
BROWN BEAR	General Season		8	6	2	0	0	0		
CARIBOU	Tier II	0566T	2	2	0	0		n/a		Subunit closed to Caribou hunting
COYOTE	Hunting/Trapping		53	0	0	53		n/a		Minimum harvest obtained from trapper questionnaires
FOX	Hunting/Trapping		24	0	0	24		n/a		Minimum harvest obtained from trapper questionnaires
LYNX	Hunting/Trapping		11	0	0	11		n/a		
MARTEN	Trapping		5	0	0	5		n/a		Minimum harvest obtained from trapper questionnaires
MINK	Trapping		49	0	0	49		n/a		Minimum harvest obtained from trapper questionnaires
MOOSE	General Season		495	490	0	5	2	40	32.5	
MOOSE	Drawing	0919	18	0	18	0		0	n/a	
MOOSE	Drawing	0920	21	0	21	0		0	n/a	
MOOSE	**TOTAL SUBUNIT**		534	490	39	5	2	40		
MT. GOAT	Registration	0866	4	3	1	0		0	n/a	
OTTER	Trapping		16	12	3	1		n/a		
SHEEP	General Season		38	37	0	1		4	35.0	
WOLF	Hunting/Trapping		3	2	1	0		n/a		
WOLVERINE	Hunting/Trapping		3	2	0	1		n/a		
Unit/Subunit 14B										
BEAVER	Trapping		96	0	0	96		0		
BLACK BEAR	General Season		14	10	4	0	0	3		
BROWN BEAR	General Season		4	1	3	0	2	1		DLP = train killed (1 female, 1 male)
CARIBOU	Tier II	0566T	11	10	1	0		1		
COYOTE	Hunting/Trapping		5	0	0	5		n/a		Minimum harvest obtained from trapper questionnaires
FOX	Hunting/Trapping		6	0	0	6		n/a		Minimum harvest obtained from trapper questionnaires
LYNX	Hunting/Trapping		0	0	0	0		n/a		
MARTEN	Trapping		25	0	0	25		n/a		Minimum harvest obtained from trapper questionnaires
MINK	Trapping		24	0	0	24		n/a		Minimum harvest obtained from trapper questionnaires
MOOSE	General Season		53	53	0	0		5	40.0	
OTTER	Trapping		9	4	1	4		n/a		
SHEEP	General Season		16	16	0	0		2	36.2	
WOLF	Hunting/Trapping		0	0	0	0		n/a		
WOLVERINE	Hunting/Trapping		4	2	2	0		n/a		

1991-92 HARVEST INFORMATION BY UNIT/SUBUNIT: UNIT 14

SPECIES	TYPE	HUNT	TOTAL HARVEST	SEX MALE	SEX FEMALE	SEX UNKNOWN	DLP	UNREPORTED ILLEGAL	AVERAGE HORN LGTH./ ANTLER WIDTH	COMMENTS
Unit/Subunit 14C										
BEAVER	Trapping		14	0	0	14		0		
BLACK BEAR	General Season		23	15	7	1	0	0		
BROWN BEAR	General Season		0	0	0	0	0	0		
COYOTE	Hunting/Trapping		n/a	n/a	n/a	n/a		n/a		
FOX	Hunting/Trapping		n/a	n/a	n/a	n/a		n/a		
LYNX	Hunting/Trapping		4	0	0	4		0		
MARTEN	Trapping		n/a	n/a	n/a	n/a		n/a		
MINK	Trapping		n/a	n/a	n/a	n/a		n/a		
MOOSE	General Season		53	50	2	1		0	36.9	
MOOSE	Drawing	0910	21	21	0	0		0	40.6	
MOOSE	Drawing	0911	16	0	16	0		0	n/a	
MOOSE	Drawing	0921	7	7	0	0		0	36.5	
MOOSE	Drawing	0922	7	7	0	0		0	38.5	
MOOSE	Drawing	0923	6	1	5	0		0	n/a	
MOOSE	Drawing	0924	21	21	0	0		0	35.1	
MOOSE	Drawing	0925	21	0	21	0		0	n/a	
MOOSE	Drawing	0927	27	7	20	0		0	33.1	
MOOSE	Drawing	0929	5	0	5	0		0	n/a	
MOOSE	Drawing	0941	10	0	10	0		0	n/a	
MOOSE	Drawing	0943	8	0	8	0		0	n/a	
MOOSE	Drawing	0948	1	1	0	0		0	20.0	
MOOSE	Drawing	0949	2	0	2	0		0	n/a	
MOOSE	Registration	0975	5	3	2	0		0	n/a	
MOOSE	**TOTAL SUBUNIT**		210	118	91	1		0		
MT. GOAT	Registration	0868	7	5	2	0		0	n/a	
MT. GOAT	Registration	0869	29	19	8	2		0	4.0	
MT. GOAT	Registration	0881	0	0	0	0		0	n/a	No hunting effort, no harvest
MT. GOAT	Registration	0882	0	0	0	0		0	n/a	
MT. GOAT	**TOTAL SUBUNIT**		36	24	10	2		0		
OTTER	Trapping		1	1	0	0		0		
SHEEP	Drawing	1127	0	0	0	0		0	n/a	
SHEEP	Drawing	1128	2	2	0	0		0	37.4	
SHEEP	Drawing	1129	0	0	0	0		0	n/a	
SHEEP	Drawing	1130	18	14	4	0		0	28.6	
SHEEP	Drawing	1131	13	9	4	0		0	26.9	
SHEEP	Drawing	1132	8	5	3	0		0	26.6	
SHEEP	Drawing	1133	4	4	0	0		0	35.5	
SHEEP	Drawing	1134	0	0	0	0		0	n/a	
SHEEP	Drawing	1135	1	1	0	0		0	7.0	
SHEEP	Drawing	1136	8	6	2	0		0	28.1	
SHEEP	Drawing	1137	6	4	2	0		0	23.5	
SHEEP	Drawing	1138	6	6	0	0		0	24.0	

1991-92 HARVEST INFORMATION BY UNIT/SUBUNIT: UNIT 14

SPECIES	TYPE	HUNT	TOTAL HARVEST	SEX MALE	SEX FEMALE	SEX UNKNOWN	DLP	UNREPORTED ILLEGAL	AVERAGE HORN LGTH./ ANTLER WIDTH	COMMENTS
Unit/Subunit 14C										
SHEEP	Drawing	1139	9	8	1	0		0	28.8	
SHEEP	Drawing	1140	3	0	3	0		0	10.2	
SHEEP	Drawing	1141	5	2	3	0		0	21.1	
SHEEP	**TOTAL SUBUNIT**		83	61	22	0		0		
WOLF	Hunting/Trapping		0	0	0	0		0		No harvest
WOLVERINE	Hunting/Trapping		1	1	0	0		0		
Unit/Subunit 14Z										
CARIBOU	Tier II	0566T	0	0	0	0		0		See HUNTER DATA
MOOSE	General Season		3	3	0	0		0	45.9	
SHEEP	General Season		1	1	0	0		0	n/a	See HUNTER DATA

1991-92 HARVEST INFORMATION BY UNIT/SUBUNIT: UNIT 14

SPECIES	TYPE	TOTAL HARVEST	SEX			UNREPORTED	
			MALE	FEMALE	UNKNOWN	DLP	ILLEGAL
UNIT 14 TOTALS FOR SPECIES AND HUNT TYPE							
BEAVER	Trapping	227	0	0	227	4	0
BLACK BEAR	General Season	90	63	26	1	1	8
BROWN BEAR	General Season	12	7	5	0	2	1
CARIBOU	Tier II	13	12	1	0		1
COYOTE	Hunting/Trapping	58	0	0	58		n/a
FOX	Hunting/Trapping	30	0	0	30		n/a
LYNX	Hunting/Trapping	15	0	0	15		n/a
MARTEN	Trapping	30	0	0	30		n/a
MINK	Trapping	73	0	0	73		n/a
MOOSE	Drawing	191	65	126	0		0
MOOSE	General Season	604	596	2	6	2	45
MOOSE	Registration	5	3	2	0		0
MT. GOAT	Registration	40	27	11	2		0
OTTER	Trapping	26	17	4	5		n/a
SHEEP	Drawing	83	61	22	0		0
SHEEP	General Season	55	54	0	1		6
WOLF	Hunting/Trapping	3	2	1	0		n/a
WOLVERINE	Hunting/Trapping	8	5	2	1		n/a
UNIT 14 TOTALS							
BEAVER	**TOTAL UNIT**	227	0	0	227	4	0
BLACK BEAR	**TOTAL UNIT**	90	63	26	1	1	8
BROWN BEAR	**TOTAL UNIT**	12	7	5	0	2	1
CARIBOU	**TOTAL UNIT**	13	12	1	0		1
COYOTE	**TOTAL UNIT**	n/a	n/a	n/a	n/a		0
FOX	**TOTAL UNIT**	n/a	n/a	n/a	n/a		n/a
LYNX	**TOTAL UNIT**	15	0	0	15		0
MARTEN	**TOTAL UNIT**	n/a	n/a	n/a	n/a		n/a
MINK	**TOTAL UNIT**	n/a	n/a	n/a	n/a		n/a
MOOSE	**TOTAL UNIT**	800	664	130	6	2	45
MT. GOAT	**TOTAL UNIT**	40	27	11	2		0
OTTER	**TOTAL UNIT**	26	17	4	5		0
SHEEP	**TOTAL UNIT**	138	115	22	1		6
WOLF	**TOTAL UNIT**	3	2	1	0		0
WOLVERINE	**TOTAL UNIT**	8	5	2	1		0

1991-92 HARVEST INFORMATION BY UNIT/SUBUNIT: UNIT 15

SPECIES	TYPE	HUNT	TOTAL HARVEST	SEX MALE	SEX FEMALE	SEX UNKNOWN	DLP	UNREPORTED ILLEGAL	AVERAGE HORN LGTH./ ANTLER WIDTH	COMMENTS
Unit/Subunit 15A										
BEAVER	Trapping		18	0	0	18		0		
BLACK BEAR	General Season		32	20	11	1	0	0		
BROWN BEAR	General Season		2	0	2	0	0	0		
CARIBOU	Drawing	0506	2	2	0	0		0		
COYOTE	Hunting/Trapping		n/a	n/a	n/a	n/a		n/a		
FOX	Hunting/Trapping		n/a	n/a	n/a	n/a		n/a		
MARTEN	Trapping		0	0	0	0		n/a		
MINK	Trapping		n/a	n/a	n/a	n/a		n/a		
MOOSE	General Season		185	184	0	1		0	33.8	
MOOSE	Drawing	0944	11	0	11	0		0	n/a	
MOOSE	**TOTAL SUBUNIT**		196	184	11	1		0		
OTTER	Trapping		7	5	1	1		0		
SHEEP	General Season		4	3	0	1		0	36.3	
WOLF	Hunting/Trapping		2	1	1	0		0		
WOLVERINE	Hunting/Trapping		0	0	0	0		n/a		
Unit/Subunit 15B										
BEAVER	Trapping		5	0	0	5		0		
BLACK BEAR	General Season		25	13	12	0	0	0		
BROWN BEAR	General Season		3	2	1	0	0	0		
COYOTE	Hunting/Trapping		n/a	n/a	n/a	n/a		n/a		
FOX	Hunting/Trapping		n/a	n/a	n/a	n/a		n/a		
MARTEN	Trapping		2	0	2	0		0		
MINK	Trapping		n/a	n/a	n/a	n/a		n/a		
MOOSE	General Season		39	38	0	1		0	39.7	
MOOSE	Drawing	0930	0	0	0	0		0	n/a	
MOOSE	Drawing	0931	1	1	0	0		0	68.0	
MOOSE	Drawing	0932	3	3	0	0		0	60.1	
MOOSE	Drawing	0933	2	2	0	0		0	60.1	
MOOSE	Drawing	0934	6	6	0	0		0	57.4	
MOOSE	Drawing	0935	9	9	0	0		0	58.1	
MOOSE	Drawing	0936	2	2	0	0		0	51.8	
MOOSE	Drawing	0937	5	5	0	0		0	55.4	
MOOSE	Drawing	0938	3	3	0	0		0	51.2	
MOOSE	Drawing	0939	7	7	0	0		0	48.7	
MOOSE	**TOTAL SUBUNIT**		77	76	0	1		0		
MT. GOAT	Drawing	0854	4	2	2	0		0	9.0	
MT. GOAT	Drawing	0855	0	0	0	0		0	n/a	
MT. GOAT	Drawing	0856	2	2	0	0		0	8.4	
MT. GOAT	**TOTAL SUBUNIT**		6	4	2	0		0		
OTTER	Trapping		6	4	2	0		0		
SHEEP	General Season		18	16	0	2		0	33.4	
WOLF	Hunting/Trapping		0	0	0	0		n/a		
WOLVERINE	Hunting/Trapping		0	0	0	0		n/a		

1991-92 HARVEST INFORMATION BY UNIT/SUBUNIT: UNIT 15

SPECIES	TYPE	HUNT	TOTAL HARVEST	SEX MALE	SEX FEMALE	SEX UNKNOWN	DLP	UNREPORTED ILLEGAL	AVERAGE HORN LGTH./ ANTLER WIDTH	COMMENTS
Unit/Subunit 15C										
BEAVER	Trapping		10	0	0	10		0		
BLACK BEAR	General Season		102	70	26	6	0	0		
BROWN BEAR	General Season		5	4	1	0	0	0		
COYOTE	Hunting/Trapping		n/a	n/a	n/a	n/a		n/a		
FOX	Hunting/Trapping		n/a	n/a	n/a	n/a		n/a		
MARTEN	Trapping		0	0	0	0		n/a		
MINK	Trapping		n/a	n/a	n/a	n/a		n/a		
MOOSE	General Season		293	292	0	1		0	37.0	
MOOSE	Tier II	0940T	0	0	0	0		0	n/a	
MOOSE	**TOTAL SUBUNIT**		293	292	0	1		0		
MT. GOAT	Drawing	0857	5	3	2	0		0	8.8	
MT. GOAT	Drawing	0858	4	4	0	0		0	9.1	
MT. GOAT	Drawing	0859	4	2	2	0		0	7.8	
MT. GOAT	Drawing	0860	7	6	1	0		0	8.2	
MT. GOAT	Drawing	0861	1	1	0	0		0	8.5	
MT. GOAT	Drawing	0862	4	2	2	0		0	8.5	
MT. GOAT	Tier II	0863T	5	5	0	0		0	8.1	
MT. GOAT	Tier II	0864T	2	2	0	0		0	7.6	
MT. GOAT	Tier II	0865T	4	4	0	0		0	9.1	
MT. GOAT	Registration	0892	1	1	0	0		0	7.7	
MT. GOAT	Registration	0893	2	2	0	0		0	8.7	
MT. GOAT	Registration	0894	3	3	0	0		0	n/a	
MT. GOAT	Registration	0897	7	4	3	0		0	9.1	
MT. GOAT	Registration	0898	3	3	0	0		0	8.8	
MT. GOAT	Registration	0899	3	2	1	0		0	7.8	
MT. GOAT	**TOTAL SUBUNIT**		55	44	11	0		0		
OTTER	Trapping		8	7	1	0		0		
SHEEP	General Season		4	4	0	0		0	34.5	
WOLF	Hunting/Trapping		5	4	1	0		0		
WOLVERINE	Hunting/Trapping		3	3	0	0		0		
Unit/Subunit 15Z										
MOOSE	General Season		4	4	0	0		0	26.0	

1991-92 HARVEST INFORMATION BY UNIT/SUBUNIT: UNIT 15

SPECIES	TYPE	TOTAL HARVEST	SEX MALE	SEX FEMALE	SEX UNKNOWN	UNREPORTED DLP	UNREPORTED ILLEGAL
UNIT 15 TOTALS FOR SPECIES AND HUNT TYPE							
BEAVER	Trapping	33	0	0	33		0
BLACK BEAR	General Season	159	103	49	7	0	0
BROWN BEAR	General Season	10	6	4	0	0	0
CARIBOU	Drawing	2	2	0	0		0
COYOTE	Hunting/Trapping	n/a	n/a	n/a	n/a		n/a
FOX	Hunting/Trapping	n/a	n/a	n/a	n/a		n/a
MARTEN	Trapping	2	0	2	0		n/a
MINK	Trapping	n/a	n/a	n/a	n/a		n/a
MOOSE	Drawing	49	38	11	0		0
MOOSE	General Season	521	518	0	3		0
MOOSE	Tier II	0	0	0	0		0
MT. GOAT	Drawing	31	22	9	0		0
MT. GOAT	Registration	19	15	4	0		0
MT. GOAT	Tier II	11	11	0	0		0
OTTER	Trapping	21	16	4	1		0
SHEEP	General Season	26	23	0	3		0
WOLF	Hunting/Trapping	7	5	2	0		0
WOLVERINE	Hunting/Trapping	3	3	0	0		0
UNIT 15 TOTALS							
BEAVER	**TOTAL UNIT**	33	0	0	33		0
BLACK BEAR	**TOTAL UNIT**	159	103	49	7	0	0
BROWN BEAR	**TOTAL UNIT**	10	6	4	0	0	0
CARIBOU	**TOTAL UNIT**	2	2	0	0		0
COYOTE	**TOTAL UNIT**	n/a	n/a	n/a	n/a		0
FOX	**TOTAL UNIT**	n/a	n/a	n/a	n/a		n/a
MARTEN	**TOTAL UNIT**	2	0	2	0		n/a
MINK	**TOTAL UNIT**	n/a	n/a	n/a	n/a		n/a
MOOSE	**TOTAL UNIT**	570	556	11	3		0
MT. GOAT	**TOTAL UNIT**	61	48	13	0		0
OTTER	**TOTAL UNIT**	21	16	4	1		0
SHEEP	**TOTAL UNIT**	26	23	0	3		0
WOLF	**TOTAL UNIT**	7	5	2	0		0
WOLVERINE	**TOTAL UNIT**	3	3	0	0		0

1991-92 HARVEST INFORMATION BY UNIT/SUBUNIT: UNIT 16

SPECIES	TYPE	HUNT	TOTAL HARVEST	SEX MALE	SEX FEMALE	SEX UNKNOWN	DLP	UNREPORTED ILLEGAL	AVERAGE HORN LGTH./ ANTLER WIDTH	COMMENTS
Unit/Subunit 16A										
BEAVER	Trapping		34	0	0	34	1	0		DLP = nuisance Beaver
BLACK BEAR	General Season		41	26	15	0	2	10		DLP = 1 male, 1 female
BROWN BEAR	General Season		12	11	1	0	0	2		
CARIBOU	General Season		n/a	n/a	n/a	n/a		2		See Nelchina Herd Summary
COYOTE	Hunting/Trapping		6	0	0	6		n/a		Minimum harvest obtained from trapper questionnaires
FOX	Hunting/Trapping		6	0	0	6		n/a		Minimum harvest obtained from trapper questionnaires
LYNX	Hunting/Trapping		0	0	0	0		n/a		
MARTEN	Trapping		28	0	0	28		n/a		Minimum harvest obtained from trapper questionnaires
MINK	Trapping		11	0	0	11		n/a		Minimum harvest obtained from trapper questionnaires
MOOSE	General Season		138	135	0	3		10	37.6	
OTTER	Trapping		5	2	2	1		n/a		
SHEEP	General Season		1	1	0	0		0	33.0	
WOLF	Hunting/Trapping		2	1	1	0		n/a		
WOLVERINE	Hunting/Trapping		2	1	1	0		n/a		
Unit/Subunit 16B										
BEAVER	Trapping		194	0	0	194		0		
BLACK BEAR	General Season		109	76	29	4	0	0		
BROWN BEAR	General Season		56	34	19	3	0	0		
CARIBOU	General Season		n/a	n/a	n/a	n/a		n/a		See Rainy Pass Herd Summary
COYOTE	Hunting/Trapping		n/a	n/a	n/a	n/a		n/a		
FOX	Hunting/Trapping		n/a	n/a	n/a	n/a		n/a		
LYNX	Hunting/Trapping		1	0	0	1		0		
MARTEN	Trapping		n/a	n/a	n/a	n/a		n/a		
MINK	Trapping		n/a	n/a	n/a	n/a		n/a		
MOOSE	General Season		210	210	0	0		0	43.8	
MOOSE	Federal	0916	1	1	0	0		0	40.0	
MOOSE	Tier II	0979T	51	51	0	0		0	31.3	
MOOSE	**TOTAL SUBUNIT**		262	262	0	0		0		
OTTER	Trapping		17	8	6	3		0		
SHEEP	General Season		14	12	0	2		0	35.8	
WOLF	Hunting/Trapping		3	2	1	0		0		
WOLVERINE	Hunting/Trapping		19	14	4	1		0		
Unit/Subunit 16Z										
MOOSE	General Season		2	2	0	0		0	36.0	

1991-92 HARVEST INFORMATION BY UNIT/SUBUNIT: UNIT 16

SPECIES	TYPE	TOTAL HARVEST	SEX MALE	SEX FEMALE	SEX UNKNOWN	UNREPORTED DLP	UNREPORTED ILLEGAL
UNIT 16 TOTALS FOR SPECIES AND HUNT TYPE							
BEAVER	Trapping	228	0	0	228	1	0
BLACK BEAR	General Season	150	102	44	4	2	10
BROWN BEAR	General Season	68	45	20	3	0	2
CARIBOU	General Season	n/a	n/a	n/a	n/a		2
COYOTE	Hunting/Trapping	6	0	0	6		n/a
FOX	Hunting/Trapping	6	0	0	6		n/a
LYNX	Hunting/Trapping	1	0	0	1		n/a
MARTEN	Trapping	28	0	0	28		n/a
MINK	Trapping	11	0	0	11		n/a
MOOSE	Federal	1	1	0	0		0
MOOSE	General Season	350	347	0	3		10
MOOSE	Tier II	51	51	0	0		0
OTTER	Trapping	22	10	8	4		n/a
SHEEP	General Season	15	13	0	2		0
WOLF	Hunting/Trapping	5	3	2	0		n/a
WOLVERINE	Hunting/Trapping	21	15	5	1		n/a
UNIT 16 TOTALS							
BEAVER	**TOTAL UNIT**	228	0	0	228	1	0
BLACK BEAR	**TOTAL UNIT**	150	102	44	4	2	10
BROWN BEAR	**TOTAL UNIT**	68	45	20	3	0	2
CARIBOU	**TOTAL UNIT**	n/a	n/a	n/a	n/a		2
COYOTE	**TOTAL UNIT**	n/a	n/a	n/a	n/a		0
FOX	**TOTAL UNIT**	n/a	n/a	n/a	n/a		n/a
LYNX	**TOTAL UNIT**	1	0	0	1		0
MARTEN	**TOTAL UNIT**	n/a	n/a	n/a	n/a		n/a
MINK	**TOTAL UNIT**	n/a	n/a	n/a	n/a		n/a
MOOSE	**TOTAL UNIT**	402	399	0	3		10
OTTER	**TOTAL UNIT**	22	10	8	4		0
SHEEP	**TOTAL UNIT**	15	13	0	2		0
WOLF	**TOTAL UNIT**	5	3	2	0		0
WOLVERINE	**TOTAL UNIT**	21	15	5	1		0

1991-92 HARVEST INFORMATION BY UNIT/SUBUNIT: UNIT 17

SPECIES	TYPE	HUNT	TOTAL HARVEST	SEX MALE	SEX FEMALE	SEX UNKNOWN	DLP	UNREPORTED ILLEGAL	AVERAGE HORN LGTH./ ANTLER WIDTH	COMMENTS
Unit/Subunit 17A										
BEAVER	Trapping		177	0	0	177		0		
BROWN BEAR	General Season		3	2	1	0	0	0		
COYOTE	Hunting/Trapping		n/a	n/a	n/a	n/a		n/a		
FOX	Hunting/Trapping		n/a	n/a	n/a	n/a		n/a		
LYNX	Hunting/Trapping		0	0	0	0		n/a		
MARTEN	Trapping		n/a	n/a	n/a	n/a		n/a		
MINK	Trapping		n/a	n/a	n/a	n/a		n/a		
OTTER	Trapping		21	7	10	4		0		
WOLF	Hunting/Trapping		0	0	0	0		0		
WOLVERINE	Hunting/Trapping		3	2	1	0		0		
Unit/Subunit 17B										
BEAVER	Trapping		381	0	0	381		0		
BLACK BEAR	General Season		2	1	1	0	n/a	n/a		No sealing of Black Bears required in GMU 17
BROWN BEAR	General Season		32	18	12	2	0	0		
CARIBOU	General Season		n/a	n/a	n/a	n/a		n/a		See Mulchatna Herd Summary
COYOTE	Hunting/Trapping		n/a	n/a	n/a	n/a		n/a		
FOX	Hunting/Trapping		n/a	n/a	n/a	n/a		n/a		
LYNX	Hunting/Trapping		5	0	0	5		n/a		
MARTEN	Trapping		n/a	n/a	n/a	n/a		n/a		
MINK	Trapping		n/a	n/a	n/a	n/a		n/a		
MOOSE	General Season		156	155	0	1		0	52.0	
MOOSE	Registration	0983	16	15	0	1		0	48.8	
MOOSE	**TOTAL SUBUNIT**		172	170	0	2		0		
OTTER	Trapping		18	7	3	8		0		
WOLF	Hunting/Trapping		34	18	9	7		0		
WOLVERINE	Hunting/Trapping		39	21	16	2		0		
Unit/Subunit 17C										
BEAVER	Trapping		625	0	0	625		0		
BLACK BEAR	General Season		n/a	n/a	n/a	n/a	n/a	n/a		No sealing of Black Bears required in GMU 17
BROWN BEAR	General Season		10	6	4	0	0	0		
CARIBOU	General Season		n/a	n/a	n/a	n/a		n/a		See Mulchatna Herd Summaries
COYOTE	Hunting/Trapping		n/a	n/a	n/a	n/a		n/a		
FOX	Hunting/Trapping		n/a	n/a	n/a	n/a		n/a		
LYNX	Hunting/Trapping		0	0	0	0		n/a		
MARTEN	Trapping		n/a	n/a	n/a	n/a		n/a		
MINK	Trapping		n/a	n/a	n/a	n/a		n/a		

1991-92 HARVEST INFORMATION BY UNIT/SUBUNIT: UNIT 17

SPECIES	TYPE	HUNT	TOTAL HARVEST	SEX MALE	SEX FEMALE	SEX UNKNOWN	DLP	UNREPORTED ILLEGAL	AVERAGE HORN LGTH./ ANTLER WIDTH	COMMENTS
Unit/Subunit 17C										
MOOSE	General Season		57	56	0	1		0	47.0	
MOOSE	Registration	0983	28	28	0	0		0	42.5	
MOOSE	**TOTAL SUBUNIT**		85	84	0	1		0		
OTTER	Trapping		64	26	32	6		0		
WOLF	Hunting/Trapping		3	2	0	1		0		
WOLVERINE	Hunting/Trapping		9	2	6	1		0		
Unit/Subunit 17Z										
MOOSE	General Season		5	5	0	0		0	47.8	
MOOSE	Registration	0983	6	6	0	0		0	42.0	
MOOSE	**TOTAL SUBUNIT**		11	11	0	0		0		

1991-92 HARVEST INFORMATION BY UNIT/SUBUNIT: UNIT 17

SPECIES	TYPE	TOTAL HARVEST	SEX MALE	SEX FEMALE	SEX UNKNOWN	UNREPORTED DLP	UNREPORTED ILLEGAL
UNIT 17 TOTALS FOR SPECIES AND HUNT TYPE							
BEAVER	Trapping	1183	0	0	1183		0
BLACK BEAR	General Season	2	1	1	n/a	0	n/a
BROWN BEAR	General Season	45	26	17	2	0	0
CARIBOU	General Season	n/a	n/a	n/a	n/a		n/a
COYOTE	Hunting/Trapping	n/a	n/a	n/a	n/a		n/a
FOX	Hunting/Trapping	n/a	n/a	n/a	n/a		n/a
LYNX	Hunting/Trapping	5	0	0	5		n/a
MARTEN	Trapping	n/a	n/a	n/a	n/a		n/a
MINK	Trapping	n/a	n/a	n/a	n/a		n/a
MOOSE	General Season	218	216	0	2		0
MOOSE	Registration	50	49	0	1		0
OTTER	Trapping	103	40	45	18		0
WOLF	Hunting/Trapping	37	20	9	8		0
WOLVERINE	Hunting/Trapping	51	25	23	3		0
UNIT 17 TOTALS							
BEAVER	**TOTAL UNIT**	1183	0	0	1183		0
BLACK BEAR	**TOTAL UNIT**	2	1	1	0	0	n/a
BROWN BEAR	**TOTAL UNIT**	45	26	17	2	0	0
CARIBOU	**TOTAL UNIT**	n/a	n/a	n/a	n/a		n/a
COYOTE	**TOTAL UNIT**	n/a	n/a	n/a	n/a		0
FOX	**TOTAL UNIT**	n/a	n/a	n/a	n/a		n/a
LYNX	**TOTAL UNIT**	5	0	0	5		n/a
MARTEN	**TOTAL UNIT**	n/a	n/a	n/a	n/a		n/a
MINK	**TOTAL UNIT**	n/a	n/a	n/a	n/a		n/a
MOOSE	**TOTAL UNIT**	268	265	0	3		0
OTTER	**TOTAL UNIT**	103	40	45	18		0
WOLF	**TOTAL UNIT**	37	20	9	8		0
WOLVERINE	**TOTAL UNIT**	51	25	23	3		0

1991-92 HARVEST INFORMATION BY UNIT/SUBUNIT: UNIT 18

SPECIES	TYPE	HUNT	TOTAL HARVEST	SEX			DLP	UNREPORTED ILLEGAL	AVERAGE HORN LGTH./ ANTLER WIDTH	COMMENTS
				MALE	FEMALE	UNKNOWN				
Unit/Subunit 18										
BEAVER	Trapping		2365	0	0	2365		939		
BLACK BEAR	General Season		0	0	0	0	n/a	n/a		No sealing of Black Bears required in GMU 18
BROWN BEAR	General Season		4	2	2	0	0	0		
CARIBOU	General Season		n/a	n/a	n/a	n/a		n/a		See Kilbuck Mtns. Herd Summary
CARIBOU	Federal	0518	22	19	2	1		6		
COYOTE	Hunting/Trapping		2	0	0	2		n/a		
FOX	Hunting/Trapping		1311	0	0	1311		n/a		
LYNX	Hunting/Trapping		4	0	0	4		0		
MARTEN	Trapping		350	0	0	350		0		
MINK	Trapping		4256	n/a	n/a	4256		n/a		
MOOSE	General Season		64	64	0	0		0	38.0	
MUSKOX	Drawing	1001	7	7	0	0				
MUSKOX	Drawing	1003	38	38	0	0				
MUSKOX	Registration	1060	1	0	1	0				
MUSKOX	Registration	1061	33	0	33	0				
MUSKOX	Registration	1070	30	15	15	0				
OTTER	Trapping		425	122	77	226		0		
WOLF	Hunting/Trapping		4	3	1	0		0		
WOLVERINE	Hunting/Trapping		6	3	2	1		0		

1991-92 HARVEST INFORMATION BY UNIT/SUBUNIT: UNIT 18

SPECIES	TYPE	TOTAL HARVEST	SEX MALE	SEX FEMALE	SEX UNKNOWN	UNREPORTED DLP	UNREPORTED ILLEGAL
UNIT 18 TOTALS FOR SPECIES AND HUNT TYPE							
BEAVER	Trapping	2365	0	0	2365		939
BLACK BEAR	General Season	0	0	0	0	0	n/a
BROWN BEAR	General Season	4	2	2	0	0	0
CARIBOU	Federal	22	19	2	1		6
CARIBOU	General Season	n/a	n/a	n/a	n/a		n/a
COYOTE	Hunting/Trapping	2	0	0	2		n/a
FOX	Hunting/Trapping	1311	0	0	1311		n/a
LYNX	Hunting/Trapping	4	0	0	4		0
MARTEN	Trapping	350	0	0	350		0
MINK	Trapping	4256	n/a	n/a	4256		n/a
MOOSE	General Season	64	64	0	0		0
MUSKOX	Drawing	45	45	0	0		
MUSKOX	Registration	64	15	49	0		
OTTER	Trapping	425	122	77	226		0
WOLF	Hunting/Trapping	4	3	1	0		0
WOLVERINE	Hunting/Trapping	6	3	2	1		0
UNIT 18 TOTALS							
BEAVER	**TOTAL UNIT**	2365	0	0	2365		939
BLACK BEAR	**TOTAL UNIT**	0	0	0	0	0	n/a
BROWN BEAR	**TOTAL UNIT**	4	2	2	0	0	0
CARIBOU	**TOTAL UNIT**	22	19	2	1		6
COYOTE	**TOTAL UNIT**	n/a	n/a	n/a	n/a		0
FOX	**TOTAL UNIT**	n/a	n/a	n/a	n/a		n/a
LYNX	**TOTAL UNIT**	4	0	0	4		0
MARTEN	**TOTAL UNIT**	n/a	n/a	n/a	n/a		n/a
MINK	**TOTAL UNIT**	n/a	n/a	n/a	n/a		n/a
MOOSE	**TOTAL UNIT**	64	64	0	0		0
MUSKOX	**TOTAL UNIT**	109	60	49	0		0
OTTER	**TOTAL UNIT**	425	122	77	226		0
WOLF	**TOTAL UNIT**	4	3	1	0		0
WOLVERINE	**TOTAL UNIT**	6	3	2	1		0

1991-92 HARVEST INFORMATION BY UNIT/SUBUNIT: UNIT 19

SPECIES	TYPE	HUNT	TOTAL HARVEST	SEX MALE	SEX FEMALE	SEX UNKNOWN	DLP	UNREPORTED ILLEGAL	AVERAGE HORN LGTH./ ANTLER WIDTH	COMMENTS
Unit/Subunit 19A										
BEAVER	Trapping		148	0	0	148		0		
BLACK BEAR	General Season		n/a	n/a	n/a	n/a	n/a	n/a		No sealing of Black Bears required in GMU 19
BROWN BEAR	General Season		3	1	2	0	0	0		
CARIBOU	General Season		n/a	n/a	n/a	n/a		n/a		See Beaver Mtns. and Mulachatna Herd Summaries
COYOTE	Hunting/Trapping		n/a	n/a	n/a	n/a		n/a		See 19Z harvest data
FOX	Hunting/Trapping		n/a	n/a	n/a	n/a		n/a		See 19Z harvest data
LYNX	Hunting/Trapping		21	0	0	21		0		
MARTEN	Trapping		n/a	n/a	n/a	n/a		n/a		See 19Z harvest data
MINK	Trapping		n/a	n/a	n/a	n/a		n/a		See 19Z harvest data
MOOSE	General Season		137	124	12	1		0	42.3	
MOOSE	Registration	0984T	n/a	n/a	n/a	n/a		n/a	n/a	Lime Village Subsistence Hunt was held. No reporting from Lime Village.
MOOSE	**TOTAL SUBUNIT**		137	124	12	1		n/a		
OTTER	Trapping		21	10	4	7		0		
WOLF	Hunting/Trapping		20	13	7	0		0		
WOLVERINE	Hunting/Trapping		5	3	0	2		0		
Unit/Subunit 19B										
BEAVER	Trapping		32	0	0	32		0		
BLACK BEAR	General Season		6	5	1	0	n/a	n/a		No sealing of Black Bears required in GMU 19
BROWN BEAR	General Season		17	8	8	1	0	0		
CARIBOU	General Season		n/a	n/a	n/a	n/a		n/a		See Mulchatna and Rainy Pass Herd Summaries
COYOTE	Hunting/Trapping		n/a	n/a	n/a	n/a		n/a		See 19Z harvest data
FOX	Hunting/Trapping		n/a	n/a	n/a	n/a		n/a		See 19Z harvest data
LYNX	Hunting/Trapping		0	0	0	0		0		
MARTEN	Trapping		n/a	n/a	n/a	n/a		n/a		See 19Z harvest data
MINK	Trapping		n/a	n/a	n/a	n/a		n/a		See 19Z harvest data
MOOSE	General Season		102	102	0	0		0	49.2	
OTTER	Trapping		3	1	2	0		0		
SHEEP	General Season		5	5	0	0		0	37.1	
WOLF	Hunting/Trapping		20	10	5	5		0		
WOLVERINE	Hunting/Trapping		14	9	5	0		0		

1991-92 HARVEST INFORMATION BY UNIT/SUBUNIT: UNIT 19

SPECIES	TYPE	HUNT	TOTAL HARVEST	SEX MALE	SEX FEMALE	SEX UNKNOWN	DLP	UNREPORTED ILLEGAL	AVERAGE HORN LGTH./ ANTLER WIDTH	COMMENTS
Unit/Subunit 19C										
BEAVER	Trapping		4	0	0	4		0		
BISON	Drawing	0451	15	8	7	0		n/a		Data from hunt questionnaires, 9 permittees did not hunt
BISON	Drawing	0452	21	11	10	0		n/a		Data from hunt questionnaires, 8 permittees did not hunt
BISON	**TOTAL SUBUNIT**		36	19	17	0		n/a		
BLACK BEAR	General Season		3	2	0	1	n/a	n/a		No sealing of Black Bears required in GMU 19
BROWN BEAR	General Season		9	6	3	0	0	0		
CARIBOU	General Season		n/a	n/a	n/a	n/a		n/a		See Big River, Rainy Pass and Tonzona Herd Summaries
COYOTE	Hunting/Trapping		n/a	n/a	n/a	n/a		n/a		See 19Z harvest data
FOX	Hunting/Trapping		n/a	n/a	n/a	n/a		n/a		See 19Z harvest data
LYNX	Hunting/Trapping		5	0	0	5		0		
MARTEN	Trapping		n/a	n/a	n/a	n/a		n/a		See 19Z harvest data
MINK	Trapping		n/a	n/a	n/a	n/a		n/a		See 19Z harvest data
MOOSE	General Season		129	128	1	0		0	49.2	
OTTER	Trapping		1	0	0	1		0		
SHEEP	General Season		114	111	0	3		0	35.7	
WOLF	Hunting/Trapping		39	13	23	3		0		
WOLVERINE	Hunting/Trapping		27	15	12	0		0		
Unit/Subunit 19D										
BEAVER	Trapping		200	0	0	200		0		
BLACK BEAR	General Season		2	2	0	0	n/a	n/a		No sealing of Black Bears required in GMU 19
BROWN BEAR	General Season		2	1	1	0	0	0		
CARIBOU	General Season		n/a	n/a	n/a	n/a		n/a		See Beaver Mtns. and Sunshine Mtns. Herd Summaries
COYOTE	Hunting/Trapping		n/a	n/a	n/a	n/a		n/a		See 19Z harvest data
FOX	Hunting/Trapping		n/a	n/a	n/a	n/a		n/a		See 19Z harvest data
LYNX	Hunting/Trapping		6	0	0	6		0		
MARTEN	Trapping		n/a	n/a	n/a	n/a		n/a		See 19Z harvest data
MINK	Trapping		n/a	n/a	n/a	n/a		n/a		See 19Z harvest data
MOOSE	General Season		102	101	0	1		0	44.6	
OTTER	Trapping		14	8	1	5		0		
SHEEP	General Season		0	0	0	0		0	n/a	
WOLF	Hunting/Trapping		16	7	9	0		0		
WOLVERINE	Hunting/Trapping		8	7	1	0		0		

1991-92 HARVEST INFORMATION BY UNIT/SUBUNIT: UNIT 19

SPECIES	TYPE	HUNT	TOTAL HARVEST	SEX			DLP	UNREPORTED ILLEGAL	AVERAGE HORN LGTH./ ANTLER WIDTH	COMMENTS
				MALE	FEMALE	UNKNOWN				
Unit/Subunit 19Z										
COYOTE	Hunting/Trapping		13	0	0	13		n/a		Data compiled from trapper questionnaires.
FOX	Hunting/Trapping		167	0	0	167		n/a		Data compiled from trapper questionnaires.Harvest = Red Fox
MARTEN	Trapping		3018	0	0	3018		0		Data compiled from trapper questionnaires.
MINK	Trapping		121	0	0	121		0		Data compiled from trapper questionnaires.
MOOSE	General Season		6	6	0	0		0	55.4	
SHEEP	General Season		3	3	0	0		0	39.0	
WOLF	Hunting/Trapping		1	0	1	0		0		

1991-92 HARVEST INFORMATION BY UNIT/SUBUNIT: UNIT 19

SPECIES	TYPE	TOTAL HARVEST	SEX MALE	SEX FEMALE	SEX UNKNOWN	UNREPORTED DLP	UNREPORTED ILLEGAL
UNIT 19 TOTALS FOR SPECIES AND HUNT TYPE							
BEAVER	Trapping	384	0	0	384		0
BISON	Drawing	36	19	17	0		n/a
BLACK BEAR	General Season	11	9	1	1	0	n/a
BROWN BEAR	General Season	31	16	14	1	0	0
CARIBOU	General Season	n/a	n/a	n/a	n/a		n/a
COYOTE	Hunting/Trapping	13	0	0	13		n/a
FOX	Hunting/Trapping	167	0	0	167		n/a
LYNX	Hunting/Trapping	32	0	0	32		0
MARTEN	Trapping	3018	0	0	3018		0
MINK	Trapping	121	0	0	121		0
MOOSE	General Season	476	461	13	2		0
MOOSE	Registration	n/a	n/a	n/a	n/a		n/a
OTTER	Trapping	39	19	7	13		0
SHEEP	General Season	122	119	0	3		0
WOLF	Hunting/Trapping	96	43	45	8		0
WOLVERINE	Hunting/Trapping	54	34	18	2		0
UNIT 19 TOTALS							
BEAVER	**TOTAL UNIT**	384	0	0	384		0
BISON	**TOTAL UNIT**	36	19	17	0		n/a
BLACK BEAR	**TOTAL UNIT**	11	9	1	1	0	n/a
BROWN BEAR	**TOTAL UNIT**	31	16	14	1	0	0
CARIBOU	**TOTAL UNIT**	0	0	0	0		n/a
COYOTE	**TOTAL UNIT**	n/a	n/a	n/a	n/a		0
FOX	**TOTAL UNIT**	n/a	n/a	n/a	n/a		n/a
LYNX	**TOTAL UNIT**	32	0	0	32		0
MARTEN	**TOTAL UNIT**	3018	0	0	3018		n/a
MINK	**TOTAL UNIT**	121	0	0	121		0
MOOSE	**TOTAL UNIT**	476	461	13	2		0
OTTER	**TOTAL UNIT**	39	19	7	13		0
SHEEP	**TOTAL UNIT**	122	119	0	3		0
WOLF	**TOTAL UNIT**	96	43	45	8		0
WOLVERINE	**TOTAL UNIT**	54	34	18	2		0

1991-92 HARVEST INFORMATION BY UNIT/SUBUNIT: UNIT 20

SPECIES	TYPE	HUNT	TOTAL HARVEST	SEX MALE	SEX FEMALE	SEX UNKNOWN	DLP	UNREPORTED ILLEGAL	AVERAGE HORN LGTH./ ANTLER WIDTH	COMMENTS
Unit/Subunit 20A										
BEAVER	Trapping		39	0	0	39		0		
BLACK BEAR	General Season		33	22	10	1	0	0		
BROWN BEAR	General Season		14	7	6	1	0	0		
CARIBOU	General Season		204	204	0	0		n/a		Unknown transportation for 5 successful and 12 unsuccessful. State Res includes all state residents, not just those outside unit. See HUNTER DATA.
CARIBOU	Drawing	0570	98	77	21	0		0		
CARIBOU	**TOTAL SUBUNIT**		302	281	21	0		0		
COYOTE	Hunting/Trapping		n/a	n/a	n/a	n/a		n/a		
FOX	Hunting/Trapping		n/a	n/a	n/a	n/a		n/a		
LYNX	Hunting/Trapping		185	0	0	185		0		
MARTEN	Trapping		n/a	n/a	n/a	n/a		n/a		
MINK	Trapping		n/a	n/a	n/a	n/a		n/a		
MOOSE	General Season		382	380	2	0		0	43.0	
OTTER	Trapping		8	5	1	2		0		
SHEEP	General Season		109	101	0	8		0	34.4	
SHEEP	Drawing	1103	0	0	0	0		0	n/a	
SHEEP	Drawing	1104	0	0	0	0		0	n/a	
SHEEP	**TOTAL SUBUNIT**		109	101	0	8		0		
WOLF	Hunting/Trapping		67	35	28	4		0		
WOLVERINE	Hunting/Trapping		15	10	5	0		0		
Unit/Subunit 20B										
BEAVER	Trapping		616	0	0	616		0		Transportation info not included here for 161 beaver.See HUNTER DATA.
BLACK BEAR	General Season		101	58	36	7	0	0		Success days includes info from only 82 hunters. Successful State Res may include some residents of unit. See HUNTER DATA.
BROWN BEAR	General Season		8	3	5	0	1	0		Success days includes info from only 6 hunters. Successful State Res may include some residents of unit. See HUNTER DATA.
CARIBOU	General Season		11	11	0	0		n/a		White Mtn Herd data only. Unknown transportation for 3 unsuccessfuls. State Res included all state residents, not just those outside unit. See HUNTER DATA.
CARIBOU	Drawing	0577	0	0	0	0		0		Hunt held, no hunting effort.
CARIBOU	Drawing	0578	0	0	0	0		0		Hunt held, no hunting effort.
CARIBOU	**TOTAL SUBUNIT**		11	11	0	0		0		

1991-92 HARVEST INFORMATION BY UNIT/SUBUNIT: UNIT 20

SPECIES	TYPE	HUNT	TOTAL HARVEST	SEX			DLP	UNREPORTED ILLEGAL	AVERAGE HORN LGTH./ ANTLER WIDTH	COMMENTS
				MALE	FEMALE	UNKNOWN				
Unit/Subunit 20B										
COYOTE	Hunting/Trapping		n/a	n/a	n/a	n/a		n/a		
FOX	Hunting/Trapping		n/a	n/a	n/a	n/a		n/a		
LYNX	Hunting/Trapping		131	0	0	131		0		
MARTEN	Trapping		n/a	n/a	n/a	n/a		n/a		
MINK	Trapping		n/a	n/a	n/a	n/a		n/a		
MOOSE	General Season		429	424	1	4		0	38.4	
MOOSE	Federal	0920	0	0	0	0		0	n/a	
MOOSE	Tier II	0985T	36	36	0	0		0	39.9	
MOOSE	Registration	0986	28	28	0	0		0	29.3	
MOOSE	**TOTAL SUBUNIT**		493	488	1	4		0		
OTTER	Trapping		20	10	9	1		0		
SHEEP	General Season		2	2	0	0		0	34.7	
WOLF	Hunting/Trapping		56	25	23	8		0		
WOLVERINE	Hunting/Trapping		8	3	5	0		0		
Unit/Subunit 20C										
BEAVER	Trapping		230	0	0	230		0		
BLACK BEAR	General Season		19	14	4	1	3	0		
BROWN BEAR	General Season		6	4	2	0	0	0		
COYOTE	Hunting/Trapping		n/a	n/a	n/a	n/a		n/a		
FOX	Hunting/Trapping		n/a	n/a	n/a	n/a		n/a		
LYNX	Hunting/Trapping		176	0	0	176		0		
MARTEN	Trapping		n/a	n/a	n/a	n/a		n/a		
MINK	Trapping		n/a	n/a	n/a	n/a		n/a		
MOOSE	General Season		142	139	1	2		0	45.0	
OTTER	Trapping		8	3	4	1		0		
SHEEP	General Season		1	1	0	0		0	35.0	
WOLF	Hunting/Trapping		21	16	5	0		0		
WOLVERINE	Hunting/Trapping		16	12	4	0		0		
Unit/Subunit 20D										
BEAVER	Trapping		35	0	0	35		0		
BISON	Drawing	0403	68	50	18	0		n/a		2 hunters shot 2 bison each. Some data unavailable for days, commercial services, transportation. See HUNTER DATA.
BISON	Drawing	0404	25	0	25	0		n/a		Some data unavailable for days. commercial services, transportation. See HUNTER DATA.
BISON	**TOTAL SUBUNIT**		93	50	43	0		n/a		
BLACK BEAR	General Season		10	10	0	0	0	0		
BROWN BEAR	General Season		5	2	3	0	1	0		Includes 3 illegal reported kills by 1 hunter
CARIBOU	General Season		n/a	n/a	n/a	n/a		n/a		See Fortymile Herd Summary (GMU 20E)
CARIBOU	Registration	0535	50	48	0	2		0		
CARIBOU	**TOTAL SUBUNIT**		50	48	0	2		0		

1991-92 HARVEST INFORMATION BY UNIT/SUBUNIT: UNIT 20

SPECIES	TYPE	HUNT	TOTAL HARVEST	SEX MALE	SEX FEMALE	SEX UNKNOWN	DLP	UNREPORTED ILLEGAL	AVERAGE HORN LGTH./ ANTLER WIDTH	COMMENTS
Unit/Subunit 20D										
COYOTE	Hunting/Trapping		n/a	n/a	n/a	n/a		n/a		
FOX	Hunting/Trapping		n/a	n/a	n/a	n/a		n/a		
LYNX	Hunting/Trapping		49	0	0	49		0		
MARTEN	Trapping		n/a	n/a	n/a	n/a		n/a		
MINK	Trapping		n/a	n/a	n/a	n/a		n/a		
MOOSE	General Season		144	143	1	0		0	39.6	
MOOSE	Tier II	0987T	0	0	0	0		0	n/a	
MOOSE	**TOTAL SUBUNIT**		144	143	1	0		0		
OTTER	Trapping		3	2	1	0		0		
SHEEP	General Season		4	4	0	0		0	37.0	
SHEEP	Drawing	1102	10	10	0	0		0	35.1	
SHEEP	Drawing	1103	20	20	0	0		0	35.4	
SHEEP	Drawing	1104	18	18	0	0		0	36.4	
SHEEP	Drawing	1106	1	1	0	0		0	38.5	
SHEEP	**TOTAL SUBUNIT**		53	53	0	0		0		
WOLF	Hunting/Trapping		11	5	4	2		0		
WOLVERINE	Hunting/Trapping		12	9	3	0		0		
Unit/Subunit 20E										
BEAVER	Trapping		10	0	0	10		0		
BLACK BEAR	General Season		7	6	1	0	1	0		
BROWN BEAR	General Season		11	5	6	0	0	0		
CARIBOU	General Season		n/a	n/a	n/a	n/a		n/a		
CARIBOU	Federal	0520	4	3	1	0		0		
CARIBOU	Registration	0560	0	0	0	0		0		
CARIBOU	Registration	0575	341	336	1	4		0		
CARIBOU	**TOTAL SUBUNIT**		345	339	2	4		0		
COYOTE	Hunting/Trapping		n/a	n/a	n/a	n/a		n/a		
FOX	Hunting/Trapping		n/a	n/a	n/a	n/a		n/a		
LYNX	Hunting/Trapping		113	0	0	113		0		
MARTEN	Trapping		n/a	n/a	n/a	n/a		n/a		
MINK	Trapping		n/a	n/a	n/a	n/a		n/a		
MOOSE	General Season		91	90	0	1		0	44.1	
OTTER	Trapping		0	0	0	0		0		
SHEEP	General Season		3	3	0	0		0	33.6	
SHEEP	Drawing	1106	2	2	0	0		0	37.5	
SHEEP	Drawing	1107	0	0	0	0		0	n/a	
SHEEP	Drawing	1108	1	1	0	0		0	37.2	
SHEEP	**TOTAL SUBUNIT**		6	6	0	0		0		
WOLF	Hunting/Trapping		19	13	6	0		0		
WOLVERINE	Hunting/Trapping		9	5	4	0		0		

1991-92 HARVEST INFORMATION BY UNIT/SUBUNIT: UNIT 20

SPECIES	TYPE	HUNT	TOTAL HARVEST	SEX			DLP	UNREPORTED ILLEGAL	AVERAGE HORN LGTH./ ANTLER WIDTH	COMMENTS
				MALE	FEMALE	UNKNOWN				
Unit/Subunit 20F										
BEAVER	Trapping		16	0	0	16		0		
BLACK BEAR	General Season		22	16	6	0	1	0		
BROWN BEAR	General Season		1	1	0	0	0	0		
CARIBOU	General Season		1	1	0	0		n/a		White Mtn Herd data only. State Res includes all state residents, not just those outside unit. See HUNTER DATA.
CARIBOU	Drawing	0577	0	0	0	0		0		Hunt held, no hunting effort.
CARIBOU	Drawing	0578	0	0	0	0		0		
CARIBOU	**TOTAL SUBUNIT**		1	1	0	0		0		
COYOTE	Hunting/Trapping		n/a	n/a	n/a	n/a		n/a		
FOX	Hunting/Trapping		n/a	n/a	n/a	n/a		n/a		
LYNX	Hunting/Trapping		47	0	0	47		0		
MARTEN	Trapping		n/a	n/a	n/a	n/a		n/a		
MINK	Trapping		n/a	n/a	n/a	n/a		n/a		
MOOSE	General Season		37	37	0	0		0	40.4	
OTTER	Trapping		1	0	1	0		0		
SHEEP	General Season		0	0	0	0		0	n/a	
WOLF	Hunting/Trapping		10	4	6	0		0		
WOLVERINE	Hunting/Trapping		2	0	2	0		0		
Unit/Subunit 20Z										
BLACK BEAR	General Season		1	0	0	1	0	0		
MOOSE	General Season		6	6	0	0		0	40.6	
SHEEP	General Season		0	0	0	0		0	n/a	

1991-92 HARVEST INFORMATION BY UNIT/SUBUNIT: UNIT 20

SPECIES	TYPE	TOTAL HARVEST	SEX MALE	SEX FEMALE	SEX UNKNOWN	UNREPORTED DLP	UNREPORTED ILLEGAL
UNIT 20 TOTALS FOR SPECIES AND HUNT TYPE							
BEAVER	Trapping	946	0	0	946		0
BISON	Drawing	93	50	43	0		n/a
BLACK BEAR	General Season	193	126	57	10	5	0
BROWN BEAR	General Season	45	22	22	1	2	0
CARIBOU	Drawing	98	77	21	0		0
CARIBOU	Federal	4	3	1	0		0
CARIBOU	General Season	216	216	n/a	n/a		n/a
CARIBOU	Registration	391	384	1	6		0
COYOTE	Hunting/Trapping	n/a	n/a	n/a	n/a		n/a
FOX	Hunting/Trapping	n/a	n/a	n/a	n/a		n/a
LYNX	Hunting/Trapping	701	0	0	701		0
MARTEN	Trapping	n/a	n/a	n/a	n/a		n/a
MINK	Trapping	n/a	n/a	n/a	n/a		n/a
MOOSE	Federal	0	0	0	0		0
MOOSE	General Season	1231	1219	5	7		0
MOOSE	Registration	28	28	0	0		0
MOOSE	Tier II	36	36	0	0		0
OTTER	Trapping	40	20	16	4		0
SHEEP	Drawing	52	52	0	0		0
SHEEP	General Season	119	111	0	8		0
WOLF	Hunting/Trapping	184	98	72	14		0
WOLVERINE	Hunting/Trapping	62	39	23	0		0
UNIT 20 TOTALS							
BEAVER	**TOTAL UNIT**	946	0	0	946		0
BISON	**TOTAL UNIT**	93	50	43	0		n/a
BLACK BEAR	**TOTAL UNIT**	193	126	57	10	5	0
BROWN BEAR	**TOTAL UNIT**	45	22	22	1	2	0
CARIBOU	**TOTAL UNIT**	709	680	23	6		0
COYOTE	**TOTAL UNIT**	n/a	n/a	n/a	n/a		0
FOX	**TOTAL UNIT**	n/a	n/a	n/a	n/a		n/a
LYNX	**TOTAL UNIT**	701	0	0	701		0
MARTEN	**TOTAL UNIT**	n/a	n/a	n/a	n/a		n/a
MINK	**TOTAL UNIT**	n/a	n/a	n/a	n/a		n/a
MOOSE	**TOTAL UNIT**	1295	1283	5	7		0
OTTER	**TOTAL UNIT**	40	20	16	4		0
SHEEP	**TOTAL UNIT**	171	163	0	8		0
WOLF	**TOTAL UNIT**	184	98	72	14		0
WOLVERINE	**TOTAL UNIT**	62	39	23	0		0

1991-92 HARVEST INFORMATION BY UNIT/SUBUNIT: UNIT 21

SPECIES	TYPE	HUNT	TOTAL HARVEST	SEX MALE	SEX FEMALE	SEX UNKNOWN	DLP	UNREPORTED ILLEGAL	AVERAGE HORN LGTH./ ANTLER WIDTH	COMMENTS
Unit/Subunit 21A										
BEAVER	Trapping		32	0	0	32		0		
BLACK BEAR	General Season		n/a	n/a	n/a	n/a	n/a	n/a		No sealing of Black Bears required in GMU 21
BROWN BEAR	General Season		0	0	0	0	n/a	n/a		
CARIBOU	General Season		n/a	n/a	n/a	n/a		n/a		See Beaver Mtns. and Sunshine Mtns. Herd Summaries
COYOTE	Hunting/Trapping		n/a	n/a	n/a	n/a		n/a		
FOX	Hunting/Trapping		n/a	n/a	n/a	n/a		n/a		
LYNX	Hunting/Trapping		8	0	0	8		0		
MARTEN	Trapping		n/a	n/a	n/a	n/a		n/a		
MINK	Trapping		n/a	n/a	n/a	n/a		n/a		
MOOSE	General Season		137	137	0	0		0	47.2	
OTTER	Trapping		5	2	2	1		0		
WOLF	Hunting/Trapping		7	3	4	0		0		
WOLVERINE	Hunting/Trapping		9	4	2	3		0		
Unit/Subunit 21B										
BEAVER	Trapping		5	0	0	5		0		
BLACK BEAR	General Season		4	1	3	0	n/a	n/a		No sealing of Black Bears required in GMU 21
BROWN BEAR	General Season		0	0	0	0	0	0		
CARIBOU	General Season		n/a	n/a	n/a	n/a		n/a		See Galena and Wolf Mtns. Herd Summaries
COYOTE	Hunting/Trapping		n/a	n/a	n/a	n/a		n/a		
FOX	Hunting/Trapping		n/a	n/a	n/a	n/a		n/a		
LYNX	Hunting/Trapping		26	0	0	26		0		
MARTEN	Trapping		n/a	n/a	n/a	n/a		n/a		
MINK	Trapping		n/a	n/a	n/a	n/a		n/a		
MOOSE	General Season		65	65	0	0		0	42.3	
OTTER	Trapping		0	0	0	0		0		
WOLF	Hunting/Trapping		10	7	3	0		0		
WOLVERINE	Hunting/Trapping		4	2	2	0		0		
Unit/Subunit 21C										
BLACK BEAR	General Season		0	0	0	0	n/a	n/a		No sealing of Black Bears required in GMU 21
BROWN BEAR	General Season		0	0	0	0	0	0		
CARIBOU	General Season		n/a	n/a	n/a	n/a		n/a		See Galena Mtns., Ray Mtns., and W. Arctic Herd Summaries
COYOTE	Hunting/Trapping		n/a	n/a	n/a	n/a		n/a		
FOX	Hunting/Trapping		n/a	n/a	n/a	n/a		n/a		
LYNX	Hunting/Trapping		1	0	0	1		0		
MARTEN	Trapping		n/a	n/a	n/a	n/a		n/a		

1991-92 HARVEST INFORMATION BY UNIT/SUBUNIT: UNIT 21

SPECIES	TYPE	HUNT	TOTAL HARVEST	SEX MALE	SEX FEMALE	SEX UNKNOWN	DLP	UNREPORTED ILLEGAL	AVERAGE HORN LGTH./ ANTLER WIDTH	COMMENTS
Unit/Subunit 21C										
MINK	Trapping		n/a	n/a	n/a	n/a		n/a		
MOOSE	General Season		20	20	0	0		0	49.7	
OTTER	Trapping		0	0	0	0		0		
WOLF	Hunting/Trapping		1	1	0	0		0		
WOLVERINE	Hunting/Trapping		0	0	0	0		0		
Unit/Subunit 21D										
BEAVER	Trapping		201	0	0	201		0		
BLACK BEAR	General Season		1	1	0	0	n/a	n/a		No sealing of Black Bears required in GMU 21
BROWN BEAR	General Season		1	1	0	0	0	0		
CARIBOU	General Season		n/a	n/a	n/a	n/a		n/a		See Galena Mtns., W. Arctic Herd Summaries
COYOTE	Hunting/Trapping		n/a	n/a	n/a	n/a		n/a		
FOX	Hunting/Trapping		n/a	n/a	n/a	n/a		n/a		
LYNX	Hunting/Trapping		27	0	0	27		0		
MARTEN	Trapping		n/a	n/a	n/a	n/a		n/a		
MINK	Trapping		n/a	n/a	n/a	n/a		n/a		
MOOSE	General Season		303	269	34	0		0	47.8	
OTTER	Trapping		13	5	8	0		0		
WOLF	Hunting/Trapping		29	14	11	4		0		
WOLVERINE	Hunting/Trapping		8	7	1	0		0		
Unit/Subunit 21E										
BEAVER	Trapping		81	0	0	81		0		
BLACK BEAR	General Season		n/a	n/a	n/a	n/a	n/a	n/a		No sealing of Black Bears required in GMU 21
BROWN BEAR	General Season		5	3	2	0	0	0		
CARIBOU	General Season		n/a	n/a	n/a	n/a		n/a		See Western Arctic Herd Summary
COYOTE	Hunting/Trapping		n/a	n/a	n/a	n/a		n/a		
FOX	Hunting/Trapping		n/a	n/a	n/a	n/a		n/a		
LYNX	Hunting/Trapping		7	0	0	7		0		
MARTEN	Trapping		n/a	n/a	n/a	n/a		n/a		
MINK	Trapping		n/a	n/a	n/a	n/a		n/a		
MOOSE	General Season		153	148	4	1		0	40.6	
OTTER	Trapping		8	2	2	4		0		
WOLF	Hunting/Trapping		15	5	3	7		0		
WOLVERINE	Hunting/Trapping		8	3	3	2		0		
Unit/Subunit 21Z										
MOOSE	General Season		2	2	0	0		0	60.0	

1991-92 HARVEST INFORMATION BY UNIT/SUBUNIT: UNIT 21

SPECIES	TYPE	TOTAL HARVEST	SEX MALE	SEX FEMALE	SEX UNKNOWN	UNREPORTED DLP	UNREPORTED ILLEGAL
UNIT 21 TOTALS FOR SPECIES AND HUNT TYPE							
BEAVER	Trapping	319	0	0	319		0
BLACK BEAR	General Season	5	2	3	n/a	0	n/a
BROWN BEAR	General Season	6	4	2	0	0	0
CARIBOU	General Season	n/a	n/a	n/a	n/a		n/a
COYOTE	Hunting/Trapping	n/a	n/a	n/a	n/a		n/a
FOX	Hunting/Trapping	n/a	n/a	n/a	n/a		n/a
LYNX	Hunting/Trapping	69	0	0	69		0
MARTEN	Trapping	n/a	n/a	n/a	n/a		n/a
MINK	Trapping	n/a	n/a	n/a	n/a		n/a
MOOSE	General Season	680	641	38	1		0
OTTER	Trapping	26	9	12	5		0
WOLF	Hunting/Trapping	62	30	21	11		0
WOLVERINE	Hunting/Trapping	29	16	8	5		0
UNIT 21 TOTALS							
BEAVER	**TOTAL UNIT**	319	0	0	319		0
BLACK BEAR	**TOTAL UNIT**	5	2	3	0	0	n/a
BROWN BEAR	**TOTAL UNIT**	6	4	2	0	0	0
CARIBOU	**TOTAL UNIT**	n/a	n/a	n/a	n/a		n/a
COYOTE	**TOTAL UNIT**	n/a	n/a	n/a	n/a		0
FOX	**TOTAL UNIT**	n/a	n/a	n/a	n/a		n/a
LYNX	**TOTAL UNIT**	69	0	0	69		0
MARTEN	**TOTAL UNIT**	n/a	n/a	n/a	n/a		n/a
MINK	**TOTAL UNIT**	n/a	n/a	n/a	n/a		n/a
MOOSE	**TOTAL UNIT**	680	641	38	1		0
OTTER	**TOTAL UNIT**	26	9	12	5		0
WOLF	**TOTAL UNIT**	62	30	21	11		0
WOLVERINE	**TOTAL UNIT**	29	16	8	5		0

1991-92 HARVEST INFORMATION BY UNIT/SUBUNIT: UNIT 22

SPECIES	TYPE	HUNT	TOTAL HARVEST	SEX MALE	SEX FEMALE	SEX UNKNOWN	DLP	UNREPORTED ILLEGAL	AVERAGE HORN LGTH./ ANTLER WIDTH	COMMENTS
Unit/Subunit 22A										
BEAVER	Trapping		13	0	0	13		0		
BLACK BEAR	General Season		0	0	0	0	n/a	n/a		No sealing of Black Bears required in GMU 22
BROWN BEAR	General Season		13	10	3	0	0	0		
CARIBOU	General Season		n/a	n/a	n/a	n/a		n/a		See 22Z harvest and W. Arctic Herd Summary
COYOTE	Hunting/Trapping		n/a	n/a	n/a	n/a		n/a		
FOX	Hunting/Trapping		n/a	n/a	n/a	n/a		n/a		
LYNX	Hunting/Trapping		4	0	0	4		0		
MARTEN	Trapping		n/a	n/a	n/a	n/a		n/a		
MINK	Trapping		n/a	n/a	n/a	n/a		n/a		
MOOSE	General Season		26	25	0	1		0	47.3	
OTTER	Trapping		0	0	0	0		0		
WOLF	Hunting/Trapping		40	12	8	20		0		
WOLVERINE	Hunting/Trapping		10	5	4	1		0		
Unit/Subunit 22B										
BEAVER	Trapping		2	0	0	2		0		
BLACK BEAR	General Season		0	0	0	0	n/a	n/a		No sealing of Black Bears required in GMU 22
BROWN BEAR	General Season		12	9	3	0	1	0		
BROWN BEAR	Drawing	0271	5	5	0	0	0	0		
BROWN BEAR	**TOTAL SUBUNIT**		17	14	3	0	1	0		
CARIBOU	General Season		n/a	n/a	n/a	n/a		n/a		See 22Z harvest and W. Arctic Herd Summary
COYOTE	Hunting/Trapping		n/a	n/a	n/a	n/a		n/a		
FOX	Hunting/Trapping		n/a	n/a	n/a	n/a		n/a		
LYNX	Hunting/Trapping		0	0	0	0		0		
MARTEN	Trapping		n/a	n/a	n/a	n/a		n/a		
MINK	Trapping		n/a	n/a	n/a	n/a		n/a		
MOOSE	General Season		67	65	2	0		0	40.6	
OTTER	Trapping		2	0	1	1		0		
WOLF	Hunting/Trapping		6	5	1	0		0		
WOLVERINE	Hunting/Trapping		9	7	2	0		0		
Unit/Subunit 22C										
BEAVER	Trapping		3	0	0	3		0		
BLACK BEAR	General Season		0	0	0	0	n/a	n/a		No sealing of Black Bears required in GMU 22
BROWN BEAR	General Season		4	1	2	1	0	0		
BROWN BEAR	Drawing	0281	1	1	0	0	0	0		
BROWN BEAR	**TOTAL SUBUNIT**		5	2	2	1	0	0		

1991-92 HARVEST INFORMATION BY UNIT/SUBUNIT: UNIT 22

SPECIES	TYPE	HUNT	TOTAL HARVEST	SEX MALE	SEX FEMALE	SEX UNKNOWN	DLP	UNREPORTED ILLEGAL	AVERAGE HORN LGTH./ ANTLER WIDTH	COMMENTS
Unit/Subunit 22C										
COYOTE	Hunting/Trapping		n/a	n/a	n/a	n/a		n/a		
FOX	Hunting/Trapping		n/a	n/a	n/a	n/a		n/a		
LYNX	Hunting/Trapping		0	0	0	0		0		
MARTEN	Trapping		n/a	n/a	n/a	n/a		n/a		
MINK	Trapping		n/a	n/a	n/a	n/a		n/a		
MOOSE	General Season		19	19	0	0		0	36.1	
OTTER	Trapping		0	0	0	0		0		
WOLF	Hunting/Trapping		0	0	0	0		0		
WOLVERINE	Hunting/Trapping		7	5	2	0		0		
Unit/Subunit 22D										
BEAVER	Trapping		1	0	0	1		0		
BLACK BEAR	General Season		0	0	0	0	n/a	n/a		No sealing of Black Bears required in GMU 22
BROWN BEAR	General Season		4	1	3	0	1	0		
BROWN BEAR	Drawing	0271	0	0	0	0	0	0		
BROWN BEAR	**TOTAL SUBUNIT**		4	1	3	0	1	0		
COYOTE	Hunting/Trapping		n/a	n/a	n/a	n/a		n/a		
FOX	Hunting/Trapping		n/a	n/a	n/a	n/a		n/a		
LYNX	Hunting/Trapping		0	0	0	0		0		
MARTEN	Trapping		n/a	n/a	n/a	n/a		n/a		
MINK	Trapping		n/a	n/a	n/a	n/a		n/a		
MOOSE	General Season		177	90	87	0		0	38.3	
OTTER	Trapping		0	0	0	0		0		
WOLF	Hunting/Trapping		2	1	1	0		0		
WOLVERINE	Hunting/Trapping		3	2	1	0		0		
Unit/Subunit 22E										
BLACK BEAR	General Season		0	0	0	0	n/a	n/a		No sealing of Black Bears required in GMU 22
BROWN BEAR	General Season		3	3	0	0	n/a	n/a		
COYOTE	Hunting/Trapping		n/a	n/a	n/a	n/a		n/a		
FOX	Hunting/Trapping		n/a	n/a	n/a	n/a		n/a		
LYNX	Hunting/Trapping		1	0	0	1		0		
MARTEN	Trapping		n/a	n/a	n/a	n/a		n/a		
MINK	Trapping		n/a	n/a	n/a	n/a		n/a		
MOOSE	General Season		12	6	6	0		0	35.5	
OTTER	Trapping		0	0	0	0		0		
Unit/Subunit 22Z										
BROWN BEAR	Drawing	0271	0	0	0	0	0	0		
BROWN BEAR	Drawing	0281	0	0	0	0	0	0		
BROWN BEAR	**TOTAL SUBUNIT**		0	0	0	0	0	0		
CARIBOU	General Season		292	0	0	292		n/a		
MOOSE	General Season		0	0	0	0		0	n/a	

1991-92 HARVEST INFORMATION BY UNIT/SUBUNIT: UNIT 22

SPECIES	TYPE	TOTAL HARVEST	SEX MALE	SEX FEMALE	SEX UNKNOWN	UNREPORTED DLP	UNREPORTED ILLEGAL
UNIT 22 TOTALS FOR SPECIES AND HUNT TYPE							
BEAVER	Trapping	19	0	0	19		0
BLACK BEAR	General Season	0	0	0	0	0	n/a
BROWN BEAR	Drawing	6	6	0	0	0	0
BROWN BEAR	General Season	36	24	11	1	2	n/a
CARIBOU	General Season	292	0	0	292		n/a
COYOTE	Hunting/Trapping	n/a	n/a	n/a	n/a		n/a
FOX	Hunting/Trapping	n/a	n/a	n/a	n/a		n/a
LYNX	Hunting/Trapping	5	0	0	5		0
MARTEN	Trapping	n/a	n/a	n/a	n/a		n/a
MINK	Trapping	n/a	n/a	n/a	n/a		n/a
MOOSE	General Season	301	205	95	1		0
OTTER	Trapping	2	0	1	1		0
WOLF	Hunting/Trapping	48	18	10	20		0
WOLVERINE	Hunting/Trapping	29	19	9	1		0
UNIT 22 TOTALS							
BEAVER	**TOTAL UNIT**	19	0	0	19		0
BLACK BEAR	**TOTAL UNIT**	0	0	0	0	0	n/a
BROWN BEAR	**TOTAL UNIT**	42	30	11	1	2	0
CARIBOU	**TOTAL UNIT**	n/a	n/a	n/a	n/a		n/a
COYOTE	**TOTAL UNIT**	n/a	n/a	n/a	n/a		0
FOX	**TOTAL UNIT**	n/a	n/a	n/a	n/a		n/a
LYNX	**TOTAL UNIT**	5	0	0	5		0
MARTEN	**TOTAL UNIT**	n/a	n/a	n/a	n/a		n/a
MINK	**TOTAL UNIT**	n/a	n/a	n/a	n/a		n/a
MOOSE	**TOTAL UNIT**	301	205	95	1		0
OTTER	**TOTAL UNIT**	2	0	1	1		0
WOLF	**TOTAL UNIT**	48	18	10	20		0
WOLVERINE	**TOTAL UNIT**	29	19	9	1		0

1991-92 HARVEST INFORMATION BY UNIT/SUBUNIT: UNIT 23

SPECIES	TYPE	HUNT	TOTAL HARVEST	SEX			DLP	UNREPORTED ILLEGAL	AVERAGE HORN LGTH./ ANTLER WIDTH	COMMENTS
				MALE	FEMALE	UNKNOWN				
Unit/Subunit 23										
BEAVER	Trapping		7	3	2	2		0		
BLACK BEAR	General Season		n/a	n/a	n/a	n/a	n/a	n/a		No sealing of Black Bears required in GMU 23
BROWN BEAR	General Season		22	16	5	1	1	0		
BROWN BEAR	Drawing	0282	7	3	4	0	0	0		One "successful" hunter did not hunt. Two other hunters listed as "unsuccessful" did not respond to reminder letters and it is unknown if they participated in this hunt. See HUNTER DATA.
BROWN BEAR	Drawing	0291	5	4	1	0	0	0		
CARIBOU	General Season		n/a	n/a	n/a	n/a		n/a		See Western Arctic Herd Summary
COYOTE	Hunting/Trapping		n/a	n/a	n/a	n/a		n/a		
FOX	Hunting/Trapping		n/a	n/a	n/a	n/a		n/a		
LYNX	Hunting/Trapping		1	0	0	1		0		
MARTEN	Trapping		n/a	n/a	n/a	n/a		n/a		
MINK	Trapping		n/a	n/a	n/a	n/a		n/a		
MOOSE	General Season		176	143	33	0		0	50.9	
OTTER	Trapping		3	2	1	0		0		
SHEEP	General Season		11	11	0	0		0	33.8	
SHEEP	Subsistence		1	1	0	0		0	33.0	The area where the majority of harvest occurs for this hunt (Baird Mt) was closed under emergency order this regulatory year. These harvest figures should not be compared to past years. Also there is low harvest reporting compliance.
WOLF	Hunting/Trapping		55	28	22	5		3		
WOLVERINE	Hunting/Trapping		32	23	9	0		0		

1991-92 HARVEST INFORMATION BY UNIT/SUBUNIT: UNIT 23

SPECIES	TYPE	TOTAL HARVEST	SEX MALE	SEX FEMALE	SEX UNKNOWN	UNREPORTED DLP	UNREPORTED ILLEGAL
UNIT 23 TOTALS FOR SPECIES AND HUNT TYPE							
BEAVER	Trapping	7	3	2	2		0
BLACK BEAR	General Season	n/a	n/a	n/a	n/a	0	n/a
BROWN BEAR	Drawing	12	7	5	0	0	0
BROWN BEAR	General Season	22	16	5	1	1	0
CARIBOU	General Season	n/a	n/a	n/a	n/a		n/a
COYOTE	Hunting/Trapping	n/a	n/a	n/a	n/a		n/a
FOX	Hunting/Trapping	n/a	n/a	n/a	n/a		n/a
LYNX	Hunting/Trapping	1	0	0	1		0
MARTEN	Trapping	n/a	n/a	n/a	n/a		n/a
MINK	Trapping	n/a	n/a	n/a	n/a		n/a
MOOSE	General Season	176	143	33	0		0
OTTER	Trapping	3	2	1	0		0
SHEEP	General Season	11	11	0	0		0
SHEEP	Subsistence	1	1	0	0		0
WOLF	Hunting/Trapping	55	28	22	5		3
WOLVERINE	Hunting/Trapping	32	23	9	0		0
UNIT 23 TOTALS							
BEAVER	**TOTAL UNIT**	7	3	2	2		0
BLACK BEAR	**TOTAL UNIT**	0	0	0	0	0	n/a
BROWN BEAR	**TOTAL UNIT**	34	23	10	1	1	0
CARIBOU	**TOTAL UNIT**	n/a	n/a	n/a	n/a		n/a
COYOTE	**TOTAL UNIT**	n/a	n/a	n/a	n/a		0
FOX	**TOTAL UNIT**	n/a	n/a	n/a	n/a		n/a
LYNX	**TOTAL UNIT**	1	0	0	1		0
MARTEN	**TOTAL UNIT**	n/a	n/a	n/a	n/a		n/a
MINK	**TOTAL UNIT**	n/a	n/a	n/a	n/a		n/a
MOOSE	**TOTAL UNIT**	176	143	33	0		0
OTTER	**TOTAL UNIT**	3	2	1	0		0
SHEEP	**TOTAL UNIT**	12	12	0	0		0
WOLF	**TOTAL UNIT**	55	28	22	5		3
WOLVERINE	**TOTAL UNIT**	32	23	9	0		0

1991-92 HARVEST INFORMATION BY UNIT/SUBUNIT: UNIT 24

SPECIES	TYPE	HUNT	TOTAL HARVEST	SEX			DLP	UNREPORTED ILLEGAL	AVERAGE HORN LGTH./ ANTLER WIDTH	COMMENTS
				MALE	FEMALE	UNKNOWN				
Unit/Subunit 24										
BEAVER	Trapping		120	0	0	120		0		
BLACK BEAR	General Season		1	1	0	0	n/a	n/a		No sealing of Black Bears required in GMU 24
BROWN BEAR	General Season		8	6	2	0	0	0		
CARIBOU	General Season		n/a	n/a	n/a	n/a		n/a		
COYOTE	Hunting/Trapping		n/a	n/a	n/a	n/a		n/a		
FOX	Hunting/Trapping		n/a	n/a	n/a	n/a		n/a		
LYNX	Hunting/Trapping		158	0	0	158		0		
MARTEN	Trapping		n/a	n/a	n/a	n/a		n/a		
MINK	Trapping		n/a	n/a	n/a	n/a		n/a		
MOOSE	General Season		144	141	2	1		0	48.7	
OTTER	Trapping		1	1	0	0		0		
SHEEP	General Season		28	28	0	0		0	34.9	
SHEEP	Subsistence		23	20	3	0		0	n/a	Gates of the Arctic National Park special hunt
WOLF	Hunting/Trapping		85	42	39	4		0		
WOLVERINE	Hunting/Trapping		30	21	8	1		0		

1991-92 HARVEST INFORMATION BY UNIT/SUBUNIT: UNIT 24

SPECIES	TYPE	TOTAL HARVEST	SEX MALE	SEX FEMALE	SEX UNKNOWN	UNREPORTED DLP	UNREPORTED ILLEGAL
UNIT 24 TOTALS FOR SPECIES AND HUNT TYPE							
BEAVER	Trapping	120	0	0	120		0
BLACK BEAR	General Season	1	1	0	0	0	n/a
BROWN BEAR	General Season	8	6	2	0	0	0
CARIBOU	General Season	n/a	n/a	n/a	n/a		n/a
COYOTE	Hunting/Trapping	n/a	n/a	n/a	n/a		n/a
FOX	Hunting/Trapping	n/a	n/a	n/a	n/a		n/a
LYNX	Hunting/Trapping	158	0	0	158		0
MARTEN	Trapping	n/a	n/a	n/a	n/a		n/a
MINK	Trapping	n/a	n/a	n/a	n/a		n/a
MOOSE	General Season	144	141	2	1		0
OTTER	Trapping	1	1	0	0		0
SHEEP	General Season	28	28	0	0		0
SHEEP	Subsistence	23	20	3	0		0
WOLF	Hunting/Trapping	85	42	39	4		0
WOLVERINE	Hunting/Trapping	30	21	8	1		0
UNIT 24 TOTALS							
BEAVER	**TOTAL UNIT**	120	0	0	120		0
BLACK BEAR	**TOTAL UNIT**	1	1	0	0	0	n/a
BROWN BEAR	**TOTAL UNIT**	8	6	2	0	0	0
CARIBOU	**TOTAL UNIT**	n/a	n/a	n/a	n/a		n/a
COYOTE	**TOTAL UNIT**	n/a	n/a	n/a	n/a		0
FOX	**TOTAL UNIT**	n/a	n/a	n/a	n/a		n/a
LYNX	**TOTAL UNIT**	158	0	0	158		0
MARTEN	**TOTAL UNIT**	n/a	n/a	n/a	n/a		n/a
MINK	**TOTAL UNIT**	n/a	n/a	n/a	n/a		n/a
MOOSE	**TOTAL UNIT**	144	141	2	1		0
OTTER	**TOTAL UNIT**	1	1	0	0		0
SHEEP	**TOTAL UNIT**	51	48	3	0		0
WOLF	**TOTAL UNIT**	85	42	39	4		0
WOLVERINE	**TOTAL UNIT**	30	21	8	1		0

1991-92 HARVEST INFORMATION BY UNIT/SUBUNIT: UNIT 25

SPECIES	TYPE	HUNT	TOTAL HARVEST	SEX MALE	SEX FEMALE	SEX UNKNOWN	DLP	UNREPORTED ILLEGAL	AVERAGE HORN LGTH./ ANTLER WIDTH	COMMENTS
Unit/Subunit 25A										
BEAVER	Trapping		6	0	0	6		0		
BLACK BEAR	General Season		1	1	0	0	n/a	n/a		No sealing of Black Bears required in GMU 25
BROWN BEAR	General Season		7	4	1	2	0	0		
BROWN BEAR	Drawing	0283	0	0	0	0	0	0		Hunt held, no effort
BROWN BEAR	Drawing	0284	2	1	1	0	0	0		
BROWN BEAR	Drawing	0285	4	3	1	0	0	0		
BROWN BEAR	Drawing	0292	0	0	0	0	0	0		Hunt held, no effort
BROWN BEAR	Drawing	0293	2	2	0	0	0	0		
BROWN BEAR	Drawing	0294	0	0	0	0	0	0		Hunt held, no effort
BROWN BEAR	**TOTAL SUBUNIT**		15	10	3	2	0	0		
CARIBOU	General Season		70	70	0	0		n/a		See Porcupine Herd Summary
COYOTE	Hunting/Trapping		n/a	n/a	n/a	n/a		n/a		
FOX	Hunting/Trapping		n/a	n/a	n/a	n/a		n/a		
LYNX	Hunting/Trapping		34	0	0	34		0		
MARTEN	Trapping		n/a	n/a	n/a	n/a		n/a		
MINK	Trapping		n/a	n/a	n/a	n/a		n/a		
MOOSE	General Season		47	47	0	0		0	55.3	
OTTER	Trapping		0	0	0	0		0		
SHEEP	General Season		58	54	0	4		0	35.1	
SHEEP	Federal	1125	0	0	0	0			n/a	Hunt held, no effort.
SHEEP	Registration	1195	0	0	0	0		0	n/a	Hunt held, no effort.
SHEEP	**TOTAL SUBUNIT**		58	54	0	4		0		
WOLF	Hunting/Trapping		25	7	11	7		0		
WOLVERINE	Hunting/Trapping		25	17	8	0		0		
Unit/Subunit 25B										
BEAVER	Trapping		38	0	0	38		0		
BLACK BEAR	General Season		0	0	0	0	n/a	n/a		No sealing of Black Bears required in GMU 25
BROWN BEAR	General Season		0	0	0	0	0	0		
CARIBOU	General Season		5	5	0	0		n/a		See Porcupine Herd Summary
COYOTE	Hunting/Trapping		n/a	n/a	n/a	n/a		n/a		
FOX	Hunting/Trapping		n/a	n/a	n/a	n/a		n/a		
LYNX	Hunting/Trapping		267	0	0	267		0		
MARTEN	Trapping		n/a	n/a	n/a	n/a		n/a		
MINK	Trapping		n/a	n/a	n/a	n/a		n/a		
MOOSE	General Season		32	32	0	0		0	43.1	
OTTER	Trapping		1	0	1	0		0		
SHEEP	General Season		0	0	0	0		0	n/a	
WOLF	Hunting/Trapping		13	7	5	1		0		
WOLVERINE	Hunting/Trapping		19	11	8	0		0		

1991-92 HARVEST INFORMATION BY UNIT/SUBUNIT: UNIT 25

SPECIES	TYPE	HUNT	TOTAL HARVEST	SEX MALE	SEX FEMALE	SEX UNKNOWN	DLP	UNREPORTED ILLEGAL	AVERAGE HORN LGTH./ ANTLER WIDTH	COMMENTS
Unit/Subunit 25C										
BEAVER	Trapping		5	0	0	5		0		
BLACK BEAR	General Season		3	2	1	0	n/a	n/a		No sealing of Black Bears required in GMU 25
BROWN BEAR	General Season		0	0	0	0	0	0		
CARIBOU	General Season		7	7	0	0		n/a		White Mtn. Herd only. Transportation unknown for 6 unsuccessfuls. See HUNTER DATA.
CARIBOU	Drawing	0577	0	0	0	0		0		Hunt held, no hunting effort.
CARIBOU	Drawing	0578	0	0	0	0		0		Hunt held, no hunting effort.
CARIBOU	**TOTAL SUBUNIT**		7	7	0	0		0		
COYOTE	Hunting/Trapping		n/a	n/a	n/a	n/a		n/a		
FOX	Hunting/Trapping		n/a	n/a	n/a	n/a		n/a		
LYNX	Hunting/Trapping		9	0	0	9		0		
MARTEN	Trapping		n/a	n/a	n/a	n/a		n/a		
MINK	Trapping		n/a	n/a	n/a	n/a		n/a		
MOOSE	General Season		46	46	0	0		0	45.5	
OTTER	Trapping		0	0	0	0		0		
SHEEP	General Season		2	2	0	0		0	37.7	
WOLF	Hunting/Trapping		7	2	5	0		0		
WOLVERINE	Hunting/Trapping		2	1	1	0		0		
Unit/Subunit 25D										
BEAVER	Trapping		71	0	0	71		0		
BLACK BEAR	General Season		1	0	1	0	n/a	n/a		No sealing of Black Bears required in GMU 25
BROWN BEAR	General Season		1	0	1	0	0	n/a		
CARIBOU	General Season		0	0	0	0		0		See White Mtns. and Porcupine Herd Summaries
FOX	Hunting/Trapping		n/a	n/a	n/a	n/a		n/a		
LYNX	Hunting/Trapping		334	0	0	334		0		
MARTEN	Trapping		n/a	n/a	n/a	n/a		n/a		
MINK	Trapping		n/a	n/a	n/a	n/a		n/a		
MOOSE	General Season		29	29	0	0		0	47.8	
MOOSE	Federal	0925	8	8	0	0		3	40.9	
MOOSE	Tier II	0994T	6	6	0	0		0	35.5	
MOOSE	**TOTAL SUBUNIT**		43	43	0	0		3		
OTTER	Trapping		5	0	2	3		0		
SHEEP	General Season		0	0	0	0		0	n/a	
WOLF	Hunting/Trapping		19	8	11	0		0		
WOLVERINE	Hunting/Trapping		7	4	2	1		0		
Unit/Subunit 25Z										
MOOSE	General Season		1	1	0	0		0	40.0	
MOOSE	Federal	0925	0	0	0	0		0	n/a	
MOOSE	**TOTAL SUBUNIT**		1	1	0	0		0		
SHEEP	General Season		1	1	0	0		0	41.0	

1991-92 HARVEST INFORMATION BY UNIT/SUBUNIT: UNIT 25

SPECIES	TYPE	TOTAL HARVEST	SEX MALE	SEX FEMALE	SEX UNKNOWN	UNREPORTED DLP	UNREPORTED ILLEGAL
UNIT 25 TOTALS FOR SPECIES AND HUNT TYPE							
BEAVER	Trapping	120	0	0	120		0
BLACK BEAR	General Season	5	3	2	0	0	n/a
BROWN BEAR	Drawing	8	6	2	0	0	0
BROWN BEAR	General Season	8	4	2	2	0	n/a
CARIBOU	Drawing	0	0	0	0		0
CARIBOU	General Season	82	82	0	0		0
COYOTE	Hunting/Trapping	n/a	n/a	n/a	n/a		n/a
FOX	Hunting/Trapping	n/a	n/a	n/a	n/a		n/a
LYNX	Hunting/Trapping	644	0	0	644		0
MARTEN	Trapping	n/a	n/a	n/a	n/a		n/a
MINK	Trapping	n/a	n/a	n/a	n/a		n/a
MOOSE	Federal	8	8	0	0		3
MOOSE	General Season	155	155	0	0		0
MOOSE	Tier II	6	6	0	0		0
OTTER	Trapping	6	0	3	3		0
SHEEP	Federal	0	0	0	0		
SHEEP	General Season	61	57	0	4		0
SHEEP	Registration	0	0	0	0		0
WOLF	Hunting/Trapping	64	24	32	8		0
WOLVERINE	Hunting/Trapping	53	33	19	1		0
UNIT 25 TOTALS							
BEAVER	**TOTAL UNIT**	120	0	0	120		0
BLACK BEAR	**TOTAL UNIT**	5	3	2	0	0	n/a
BROWN BEAR	**TOTAL UNIT**	16	10	4	2	0	0
CARIBOU	**TOTAL UNIT**	82	82	0	0		0
COYOTE	**TOTAL UNIT**	n/a	n/a	n/a	n/a		0
FOX	**TOTAL UNIT**	n/a	n/a	n/a	n/a		n/a
LYNX	**TOTAL UNIT**	644	0	0	644		0
MARTEN	**TOTAL UNIT**	n/a	n/a	n/a	n/a		n/a
MINK	**TOTAL UNIT**	n/a	n/a	n/a	n/a		n/a
MOOSE	**TOTAL UNIT**	169	169	0	0		3
OTTER	**TOTAL UNIT**	6	0	3	3		0
SHEEP	**TOTAL UNIT**	61	57	0	4		0
WOLF	**TOTAL UNIT**	64	24	32	8		0
WOLVERINE	**TOTAL UNIT**	53	33	19	1		0

1991-92 HARVEST INFORMATION BY UNIT/SUBUNIT: UNIT 26

SPECIES	TYPE	HUNT	TOTAL HARVEST	SEX MALE	SEX FEMALE	SEX UNKNOWN	DLP	UNREPORTED ILLEGAL	AVERAGE HORN LGTH./ ANTLER WIDTH	COMMENTS
Unit/Subunit 26A										
BLACK BEAR	General Season		0	0	0	0	n/a	n/a		No sealing of Black Bears required in GMU 26
BROWN BEAR	General Season		16	13	3	0	0	n/a		
BROWN BEAR	Drawing	0286	8	7	0	1	0	0		
BROWN BEAR	Drawing	0287	8	6	1	1	0	0		
BROWN BEAR	Drawing	0295	1	1	0	0	0	0		
BROWN BEAR	Drawing	0296	1	1	0	0	0	0		
BROWN BEAR	**TOTAL SUBUNIT**		34	28	4	2	0	0		
CARIBOU	General Season		106	105	1	0		n/a		
COYOTE	Hunting/Trapping		n/a	n/a	n/a	n/a		n/a		
FOX	Hunting/Trapping		n/a	n/a	n/a	n/a		n/a		
LYNX	Hunting/Trapping		0	0	0	0		0		
MARTEN	Trapping		n/a	n/a	n/a	n/a		n/a		
MINK	Trapping		n/a	n/a	n/a	n/a		n/a		
MOOSE	General Season		67	59	8	0		n/a	53.2	
OTTER	Trapping		0	0	0	0		0		
SHEEP	General Season		21	21	0	0		0	34.1	
WOLF	Hunting/Trapping		18	12	5	1		n/a		
WOLVERINE	Hunting/Trapping		2	1	0	1		n/a		
Unit/Subunit 26B										
BLACK BEAR	General Season		0	0	0	0	n/a	n/a		No sealing of Black Bears required in GMU 26
BROWN BEAR	General Season		10	5	5	0	0	0		
BROWN BEAR	Drawing	0288	4	4	0	0	0	0		
BROWN BEAR	Drawing	0297	3	3	0	0	0	0		
BROWN BEAR	**TOTAL SUBUNIT**		17	12	5	0	0	0		
CARIBOU	General Season		408	383	24	1		n/a		Also see Western Arctic and Porcupine Herd Summaries
COYOTE	Hunting/Trapping		n/a	n/a	n/a	n/a		n/a		
FOX	Hunting/Trapping		n/a	n/a	n/a	n/a		n/a		
LYNX	Hunting/Trapping		0	0	0	0		n/a		
MARTEN	Trapping		n/a	n/a	n/a	n/a		n/a		
MINK	Trapping		n/a	n/a	n/a	n/a		n/a		
MOOSE	General Season		28	28	0	0		0	53.4	
MUSKOX	Registration	1010T	0	0	0	0		n/a		Hunt held, no effort
OTTER	Trapping		0	0	0	0		n/a		
SHEEP	General Season		97	91	0	6		0	34.2	
WOLF	Hunting/Trapping		17	10	4	3		0		
WOLVERINE	Hunting/Trapping		2	1	0	1		0		

1991-92 HARVEST INFORMATION BY UNIT/SUBUNIT: UNIT 26

SPECIES	TYPE	HUNT	TOTAL HARVEST	SEX			DLP	UNREPORTED ILLEGAL	AVERAGE HORN LGTH./ ANTLER WIDTH	COMMENTS
				MALE	FEMALE	UNKNOWN				
Unit/Subunit 26C										
BLACK BEAR	General Season		0	0	0	0	n/a	n/a		No sealing of Black Bears required in GMU 26
BROWN BEAR	General Season		5	2	3	0	0	0		
BROWN BEAR	Drawing	0280	0	0	0	0	0	0		Hunt held, no effort
BROWN BEAR	Drawing	0289	0	0	0	0	0	0		
BROWN BEAR	Drawing	0290	3	3	0	0	0	0		
BROWN BEAR	**TOTAL SUBUNIT**		8	5	3	0	0	0		
CARIBOU	General Season		29	26	3	0		n/a		See Porcupine Herd Summary
COYOTE	Hunting/Trapping		n/a	n/a	n/a	n/a		n/a		
FOX	Hunting/Trapping		n/a	n/a	n/a	n/a		n/a		
LYNX	Hunting/Trapping		0	0	0	0		n/a		
MARTEN	Trapping		n/a	n/a	n/a	n/a		n/a		
MINK	Trapping		n/a	n/a	n/a	n/a		n/a		
MOOSE	General Season		6	6	0	0		0	55.8	
MUSKOX	Tier II	1012T	2	2	0	0				
MUSKOX	Tier II	1014T	2	2	0	0				
MUSKOX	**TOTAL SUBUNIT**		4	4	0	0				
OTTER	Trapping		0	0	0	0		0		
SHEEP	General Season		79	79	0	0		0	33.7	
SHEEP	Registration	1195	2	1	1	0		0	n/a	
SHEEP	**TOTAL SUBUNIT**		81	80	1	0		0		
WOLF	Hunting/Trapping		5	3	2	0		0		
WOLVERINE	Hunting/Trapping		1	1	0	0		0		
Unit/Subunit 26Z										
MOOSE	General Season		0	0	0	0		0	n/a	
SHEEP	General Season		4	4	0	0		0	27.8	

1991-92 HARVEST INFORMATION BY UNIT/SUBUNIT: UNIT 26

SPECIES	TYPE	TOTAL HARVEST	SEX MALE	SEX FEMALE	SEX UNKNOWN	UNREPORTED DLP	UNREPORTED ILLEGAL
UNIT 26 TOTALS FOR SPECIES AND HUNT TYPE							
BLACK BEAR	General Season	0	0	0	0	0	n/a
BROWN BEAR	Drawing	28	25	1	2	0	0
BROWN BEAR	General Season	31	20	11	0	0	0
CARIBOU	General Season	543	514	28	1		n/a
COYOTE	Hunting/Trapping	n/a	n/a	n/a	n/a		n/a
FOX	Hunting/Trapping	n/a	n/a	n/a	n/a		n/a
LYNX	Hunting/Trapping	0	0	0	0		n/a
MARTEN	Trapping	n/a	n/a	n/a	n/a		n/a
MINK	Trapping	n/a	n/a	n/a	n/a		n/a
MOOSE	General Season	101	93	8	0		0
MUSKOX	Registration	0	0	0	0		n/a
MUSKOX	Tier II	4	4	0	0		
OTTER	Trapping	0	0	0	0		0
SHEEP	General Season	201	195	0	6		0
SHEEP	Registration	2	1	1	0		0
WOLF	Hunting/Trapping	40	25	11	4		0
WOLVERINE	Hunting/Trapping	5	3	0	2		0
UNIT 26 TOTALS							
BLACK BEAR	**TOTAL UNIT**	0	0	0	0	0	n/a
BROWN BEAR	**TOTAL UNIT**	59	45	12	2	0	0
CARIBOU	**TOTAL UNIT**	543	514	28	1		n/a
COYOTE	**TOTAL UNIT**	n/a	n/a	n/a	n/a		0
FOX	**TOTAL UNIT**	n/a	n/a	n/a	n/a		n/a
LYNX	**TOTAL UNIT**	0	0	0	0		0
MARTEN	**TOTAL UNIT**	n/a	n/a	n/a	n/a		n/a
MINK	**TOTAL UNIT**	n/a	n/a	n/a	n/a		n/a
MOOSE	**TOTAL UNIT**	101	93	8	0		0
MUSKOX	**TOTAL UNIT**	4	4	0	0		0
OTTER	**TOTAL UNIT**	0	0	0	0		0
SHEEP	**TOTAL UNIT**	203	196	1	6		0
WOLF	**TOTAL UNIT**	40	25	11	4		0
WOLVERINE	**TOTAL UNIT**	5	3	0	2		0

1991-92 HARVEST INFORMATION BY UNIT/SUBUNIT: UNIT 27 (UNKNOWNS)

SPECIES	TYPE	HUNT	TOTAL HARVEST	SEX			DLP	UNREPORTED ILLEGAL	AVERAGE HORN LGTH./ ANTLER WIDTH	COMMENTS
				MALE	FEMALE	UNKNOWN				
Unit/Subunit 27Z										
CARIBOU	Registration	0560	2	0	0	2		0		
CARIBOU	Tier II	0566T	1	1	0	0		0		
MOOSE	General Season		35	32	1	2		0	46.5	
SHEEP	General Season		2	2	0	0		0	38.0	

1991-92 HARVEST INFORMATION BY UNIT/SUBUNIT: UNIT 27 (UNKNOWNS)

SPECIES	TYPE	TOTAL HARVEST	SEX MALE	SEX FEMALE	SEX UNKNOWN	UNREPORTED DLP	UNREPORTED ILLEGAL
UNIT 27 TOTALS FOR SPECIES AND HUNT TYPE							
CARIBOU	Registration	2	0	0	2		0
CARIBOU	Tier II	1	1	0	0		0
MOOSE	General Season	35	32	1	2		0
SHEEP	General Season	2	2	0	0		0
UNIT 27 TOTALS							
CARIBOU	**TOTAL UNIT**	3	1	0	2		0
MOOSE	**TOTAL UNIT**	35	32	1	2		0
SHEEP	**TOTAL UNIT**	2	2	0	0		0

1991-92 HARVEST INFORMATION BY UNIT/SUBUNIT: STATEWIDE

SPECIES	TYPE	TOTAL HARVEST	SEX			UNREPORTED	
			MALE	FEMALE	UNKNOWN	DLP	ILLEGAL
STATEWIDE TOTALS FOR SPECIES AND HUNT TYPE							
BEAVER	Trapping	7151	3	2	7146	5	939
BISON	Drawing	129	69	60	0		n/a
BLACK BEAR	General Season	1698	1182	448	68	33	20
BROWN BEAR	Drawing	116	73	39	4	5	0
BROWN BEAR	General Season	1036	672	345	19	11	3
BROWN BEAR	Registration	256	173	81	2	2	0
CARIBOU	Drawing	116	88	28	0		0
CARIBOU	Federal	757	575	164	18		129
CARIBOU	General Season	1133	812	28	293		2
CARIBOU	Registration	861	734	109	18		0
CARIBOU	Tier II	1974	1477	488	9		1
COYOTE	Hunting/Trapping	79	n/a	n/a	79		n/a
DEER	General Season	19938	14634	5304	0		
DEER	Registration	214	213	0	1		0
ELK	Drawing	28	8	20	0		0
ELK	Registration	73	28	45	0		0
FOX	Hunting/Trapping	1514	n/a	n/a	1514		n/a
LYNX	Hunting/Trapping	2074	5	4	2065		n/a
MARTEN	Trapping	7770	2485	1683	3602		n/a
MINK	Trapping	4461	n/a	n/a	4461		n/a
MOOSE	Drawing	332	137	195	0		0
MOOSE	Federal	111	110	1	0		7
MOOSE	General Season	6223	5940	248	35	2	56
MOOSE	Registration	245	241	3	1		0
MOOSE	Tier II	93	93	0	0		0
MT. GOAT	Drawing	102	67	34	1		0
MT. GOAT	Federal	1	1	0	0		0
MT. GOAT	Registration	291	199	87	5		0
MT. GOAT	Tier II	13	13	0	0		0
MUSKOX	Drawing	45	45	0	0		
MUSKOX	Registration	64	15	49	0		n/a
MUSKOX	Tier II	4	4	0	0		
OTTER	Trapping	1485	657	469	359		0
SHEEP	Drawing	192	170	22	0		0
SHEEP	Federal	0	0	0	0		
SHEEP	General Season	1241	1155	25	61		6
SHEEP	Registration	2	1	1	0		0
SHEEP	Subsistence	24	21	3	0		0
WOLF	Hunting/Trapping	1162	563	480	119		3
WOLVERINE	Hunting/Trapping	591	357	181	53		0

1991-92 HARVEST INFORMATION BY UNIT/SUBUNIT: STATEWIDE

SPECIES	TYPE	TOTAL HARVEST	SEX MALE	SEX FEMALE	SEX UNKNOWN	UNREPORTED DLP	UNREPORTED ILLEGAL	
STATEWIDE TOTALS FOR SPECIES								
BEAVER	**TOTAL STATEWIDE**	7151	3	2	7146	5	939	
BISON	**TOTAL STATEWIDE**	129	69	60	0		0	
BLACK BEAR	**TOTAL STATEWIDE**	1698	1182	448	68	33	20	
BROWN BEAR	**TOTAL STATEWIDE**	1408	918	465	25	18	20	
CARIBOU	**TOTAL STATEWIDE**	4841	3686	817	338		132	Based on GMU data only. See herd totals for most accurate information.
COYOTE	**TOTAL STATEWIDE**	79	0	0	79		0	
DEER	**TOTAL STATEWIDE**	20152	14847	5304	1		0	
ELK	**TOTAL STATEWIDE**	101	36	65	0		0	
FOX	**TOTAL STATEWIDE**	1514	0	0	1514		0	
LYNX	**TOTAL STATEWIDE**	2074	5	4	2065		0	
MARTEN	**TOTAL STATEWIDE**	7770	2485	1683	3602		0	
MINK	**TOTAL STATEWIDE**	4461	0	0	4461		0	
MOOSE	**TOTAL STATEWIDE**	7004	6521	447	36	2	63	
MT. GOAT	**TOTAL STATEWIDE**	407	280	121	6		0	
MUSKOX	**TOTAL STATEWIDE**	113	64	49	0		0	
OTTER	**TOTAL STATEWIDE**	1485	657	469	359		0	
SHEEP	**TOTAL STATEWIDE**	1459	1347	51	61		6	
WOLF	**TOTAL STATEWIDE**	1162	563	480	119		3	
WOLVERINE	**TOTAL STATEWIDE**	591	357	181	53		0	

1991-92 HUNTER INFORMATION BY UNIT/SUBUNIT: UNIT 01

			SUCCESSFUL HUNTERS					UNSUCCESSFUL HUNTERS					PERCENT SUCCESSFUL						
SPECIES	TYPE	HUNT	TOTAL	UNIT RES	OTHER STATE RES	NON-RES	UNKN. RES	TOTAL	UNIT RES	OTHER STATE RES	NON-RES	UNKN. RES	TOTAL	UNIT RES	OTHER STATE RES	NON-RES	UNKN. RES	TOTAL DAYS	AVG. EFFORT
Unit/Subunit 01A																			
BEAVER	Trapping		10	9	1	0	0	n/a	n/a	n/a	n/a	n/a	n/a	n/a	n/a	0.00	0.00	n/a	n/a
BLACK BEAR	General Season		56	30	8	18	0	n/a	n/a	n/a	n/a	n/a	n/a	n/a	n/a	n/a	0.00	n/a	n/a
BROWN BEAR	Registration	0272F	1	1	0	0	0	19	19	0	0	0	5.00	5.00	0.00	0.00	0.00	85	4.25
BROWN BEAR	Registration	0272S	3	3	0	0	0	19	14	5	0	0	13.64	17.65	0.00	0.00	0.00	76	3.45
BROWN BEAR	**TOTAL HUNT**	0272	4	4	0	0	0	38	33	5	0	0							
BROWN BEAR	**TOTAL SUBUNIT**		4	4	0	0	0	38	33	5	0	0							
COYOTE	Hunting/Trapping		n/a	n/a	n/a	n/a	n/a	n/a	n/a	n/a	n/a	n/a	n/a	n/a	n/a	n/a	n/a	n/a	n/a
DEER	General Season		259	259	0	0	0	475	418	53	4	0	35.29	38.26	0.00	0.00	0.00	2994	4.08
FOX	Hunting/Trapping		n/a	n/a	n/a	n/a	n/a	n/a	n/a	n/a	n/a	n/a	n/a	n/a	n/a	n/a	n/a	n/a	n/a
LYNX	Hunting/Trapping		n/a	n/a	n/a	n/a	n/a	n/a	n/a	n/a	n/a	n/a	n/a	n/a	n/a	n/a	n/a	n/a	n/a
MARTEN	Trapping		24	24	0	0	0	n/a	n/a	n/a	n/a	n/a	n/a	n/a	0.00	0.00	0.00	n/a	n/a
MINK	Trapping		n/a	n/a	n/a	n/a	n/a	n/a	n/a	n/a	n/a	n/a	n/a	n/a	n/a	n/a	n/a	n/a	n/a
MOOSE	General Season		5	5	0	0	0	35	33	0	1	1	12.50	13.16	0.00	0.00	0.00	234	5.85
MT. GOAT	Registration	0801	16	15	1	0	0	80	73	7	0	0	16.67	17.05	12.50	0.00	0.00	272	2.83
OTTER	Trapping		14	14	0	0	0	n/a	n/a	n/a	n/a	n/a	n/a	n/a	0.00	0.00	0.00	n/a	n/a
WOLF	Hunting/Trapping		17	17	0	0	0	n/a	n/a	n/a	n/a	n/a	n/a	n/a	0.00	0.00	0.00	n/a	n/a
WOLVERINE	Hunting/Trapping		1	1	0	0	0	n/a	n/a	n/a	n/a	n/a	n/a	n/a	0.00	0.00	0.00	n/a	n/a
Unit/Subunit 01B																			
BEAVER	Trapping		0	0	0	0	0	n/a	n/a	n/a	n/a	n/a	0.00	0.00	0.00	0.00	0.00	n/a	n/a
BLACK BEAR	General Season		15	0	11	4	0	n/a	n/a	n/a	n/a	n/a	n/a	0.00	n/a	n/a	0.00	n/a	n/a
BROWN BEAR	Registration	0272F	2	0	2	0	0	23	3	19	1	0	8.00	0.00	9.52	0.00	0.00	76	3.04
BROWN BEAR	Registration	0272S	4	0	3	1	0	10	0	7	3	0	28.57	0.00	30.00	25.00	0.00	39	2.79
BROWN BEAR	**TOTAL HUNT**	0272	6	0	5	1	0	33	3	26	4	0							
BROWN BEAR	**TOTAL SUBUNIT**		6	0	5	1	0	33	3	26	4	0							
COYOTE	Hunting/Trapping		n/a	n/a	n/a	n/a	n/a	n/a	n/a	n/a	n/a	n/a	n/a	n/a	n/a	n/a	n/a	n/a	n/a
DEER	General Season		45	0	45	0	0	n/a	0	n/a	n/a	n/a	n/a	0.00	n/a	0.00	0.00	n/a	n/a
FOX	Hunting/Trapping		n/a	n/a	n/a	n/a	n/a	n/a	n/a	n/a	n/a	n/a	n/a	n/a	n/a	n/a	n/a	n/a	n/a
LYNX	Hunting/Trapping		0	0	0	0	0	n/a	n/a	n/a	n/a	n/a	0.00	0.00	0.00	0.00	0.00	n/a	n/a
MARTEN	Trapping		363	0	363	0	0	n/a	n/a	n/a	n/a	n/a	n/a	0.00	n/a	0.00	0.00	n/a	n/a
MINK	Trapping		n/a	n/a	n/a	n/a	n/a	n/a	n/a	n/a	n/a	n/a	n/a	n/a	n/a	n/a	n/a	n/a	n/a
MOOSE	General Season		24	0	24	0	0	190	11	178	0	1	11.21	0.00	11.88	0.00	0.00	1534	7.17
MOOSE	Registration	0955	15	1	14	0	0	108	7	101	0	0	12.20	12.50	12.17	0.00	0.00	471	3.83
MOOSE	**TOTAL SUBUNIT**		39	1	38	0	0	298	18	279	0	1							
MT. GOAT	Federal	0801	1	0	1	0	0	2	0	2	0	0	33.33	0.00	33.33	0.00	0.00	6	2.00
MT. GOAT	Registration	0801	6	0	4	2	0	13	0	13	0	0	31.58	0.00	23.53	100.00	0.00	57	3.00
MT. GOAT	Registration	0804	11	0	10	1	0	43	0	43	0	0	20.37	0.00	18.87	100.00	0.00	149	2.76
MT. GOAT	**TOTAL SUBUNIT**		18	0	15	3	0	58	0	58	0	0							
OTTER	Trapping		0	0	0	0	0	n/a	n/a	n/a	n/a	n/a	0.00	0.00	0.00	0.00	0.00	n/a	n/a
WOLF	Hunting/Trapping		n/a	n/a	n/a	n/a	n/a	n/a	n/a	n/a	n/a	n/a	n/a	n/a	n/a	n/a	n/a	n/a	n/a
WOLVERINE	Hunting/Trapping		n/a	n/a	n/a	n/a	n/a	n/a	n/a	n/a	n/a	n/a	n/a	n/a	n/a	n/a	n/a	n/a	n/a

1991-92 HUNTER INFORMATION BY UNIT/SUBUNIT: UNIT 01

SPECIES	TYPE	HUNT	SUCCESSFUL HUNTERS TOTAL	UNIT RES	OTHER STATE RES	NON-RES	UNKN. RES	UNSUCCESSFUL HUNTERS TOTAL	UNIT RES	OTHER STATE RES	NON-RES	UNKN. RES	PERCENT SUCCESSFUL TOTAL	UNIT RES	OTHER STATE RES	NON-RES	UNKN. RES	TOTAL DAYS	AVG. EFFORT
Unit/Subunit 01C																			
BEAVER	Trapping		4	3	1	0	0	n/a	n/a	n/a	n/a	n/a	n/a	n/a	n/a	0.00	0.00	n/a	n/a
BLACK BEAR	General Season		111	63	27	21	0	n/a	n/a	n/a	n/a	n/a	n/a	n/a	n/a	n/a	0.00	n/a	n/a
BROWN BEAR	Registration	0272F	2	0	0	2	0	13	10	1	2	0	13.33	0.00	0.00	50.00	0.00	98	6.53
BROWN BEAR	Registration	0272S	3	3	0	0	0	9	7	2	0	0	25.00	30.00	0.00	0.00	0.00	47	3.92
BROWN BEAR	**TOTAL HUNT**	0272	5	3	0	2	0	22	17	3	2	0							
BROWN BEAR	**TOTAL SUBUNIT**		5	3	0	2	0	22	17	3	2	0							
COYOTE	Hunting/Trapping		n/a	n/a	n/a	n/a	n/a	n/a	n/a	n/a	n/a	n/a	n/a	n/a	n/a	n/a	n/a	n/a	n/a
DEER	General Season		230	209	21	0	0	597	551	42	4	0	27.81	27.50	33.33	0.00	0.00	2993	3.62
FOX	Hunting/Trapping		n/a	n/a	n/a	n/a	n/a	n/a	n/a	n/a	n/a	n/a	n/a	n/a	n/a	n/a	n/a	n/a	n/a
LYNX	Hunting/Trapping		0	0	0	0	0	n/a	n/a	n/a	n/a	n/a	0.00	0.00	0.00	0.00	0.00	n/a	n/a
MARTEN	Trapping		12	11	1	0	0	n/a	n/a	n/a	n/a	n/a	n/a	n/a	n/a	0.00	0.00	n/a	n/a
MINK	Trapping		n/a	n/a	n/a	n/a	n/a	n/a	n/a	n/a	n/a	n/a	n/a	n/a	n/a	n/a	n/a	n/a	n/a
MOOSE	Drawing	0901	5	5	0	0	0	0	0	0	0	0	100.00	100.00	0.00	0.00	0.00	9	1.80
MOOSE	Drawing	0902	5	5	0	0	0	0	0	0	0	0	100.00	100.00	0.00	0.00	0.00	11	2.20
MOOSE	Registration	0956	26	25	1	0	0	267	216	51	0	0	8.87	10.37	1.92	0.00	0.00	768	2.62
MOOSE	**TOTAL SUBUNIT**		36	35	1	0	0	267	216	51	0	0							
MT. GOAT	Registration	0802-03	22	14	3	5	0	94	78	10	5	1	18.97	15.22	23.08	50.00	0.00	162	1.40
OTTER	Trapping		3	3	0	0	0	n/a	n/a	n/a	n/a	n/a	n/a	n/a	0.00	0.00	0.00	n/a	n/a
WOLF	Hunting/Trapping		5	3	1	1	0	n/a	n/a	n/a	n/a	n/a	n/a	n/a	n/a	n/a	0.00	n/a	n/a
WOLVERINE	Hunting/Trapping		5	5	0	0	0	n/a	n/a	n/a	n/a	n/a	n/a	n/a	0.00	0.00	0.00	n/a	n/a
Unit/Subunit 01D																			
BLACK BEAR	General Season		29	23	1	5	0	n/a	n/a	n/a	n/a	n/a	n/a	n/a	n/a	n/a	0.00	n/a	n/a
BROWN BEAR	Registration	0272F	6	4	1	1	0	31	14	9	8	0	16.22	22.22	10.00	11.11	0.00	261	7.05
BROWN BEAR	Registration	0272S	4	2	0	2	0	19	11	4	4	0	17.39	15.38	0.00	33.33	0.00	174	7.57
BROWN BEAR	**TOTAL HUNT**	0272	10	6	1	3	0	50	25	13	12	0							
BROWN BEAR	**TOTAL SUBUNIT**		10	6	1	3	0	50	25	13	12	0							
COYOTE	Hunting/Trapping		n/a	n/a	n/a	n/a	n/a	n/a	n/a	n/a	n/a	n/a	n/a	n/a	n/a	n/a	n/a	n/a	n/a
FOX	Hunting/Trapping		n/a	n/a	n/a	n/a	n/a	n/a	n/a	n/a	n/a	n/a	n/a	n/a	n/a	n/a	n/a	n/a	n/a
LYNX	Hunting/Trapping		5	5	0	0	0	n/a	n/a	n/a	n/a	n/a	n/a	n/a	0.00	0.00	0.00	n/a	n/a
MARTEN	Trapping		5	5	0	0	0	n/a	n/a	n/a	n/a	n/a	n/a	n/a	0.00	0.00	0.00	n/a	n/a
MINK	Trapping		n/a	n/a	n/a	n/a	n/a	n/a	n/a	n/a	n/a	n/a	n/a	n/a	n/a	n/a	n/a	n/a	n/a
MT. GOAT	Registration	0805-06	25	21	4	0	0	110	80	29	1	0	18.52	20.79	12.12	0.00	0.00	151	1.12
OTTER	Trapping		4	4	0	0	0	n/a	n/a	n/a	n/a	n/a	n/a	n/a	0.00	0.00	0.00	n/a	n/a
WOLF	Hunting/Trapping		2	0	0	2	0	n/a	n/a	n/a	n/a	n/a	n/a	0.00	0.00	n/a	0.00	n/a	n/a
WOLVERINE	Hunting/Trapping		1	1	0	0	0	n/a	n/a	n/a	n/a	n/a	n/a	n/a	0.00	0.00	0.00	n/a	n/a

1991-92 HUNTER INFORMATION BY UNIT/SUBUNIT: UNIT 01

SPECIES	TYPE	HUNT TOTAL	SUCCESSFUL HUNTERS UNIT RES	SUCCESSFUL HUNTERS OTHER STATE RES	SUCCESSFUL HUNTERS NON-RES	SUCCESSFUL HUNTERS UNKN. RES	UNSUCCESSFUL HUNTERS TOTAL	UNSUCCESSFUL HUNTERS UNIT RES	UNSUCCESSFUL HUNTERS OTHER STATE RES	UNSUCCESSFUL HUNTERS NON-RES	UNSUCCESSFUL HUNTERS UNKN. RES
UNIT 01 TOTALS FOR SPECIES AND HUNT TYPE											
BEAVER	Trapping	14	12	2	n/a	n/a	n/a	n/a	n/a	n/a	n/a
BLACK BEAR	General Season	211	116	47	48	n/a	n/a	n/a	n/a	n/a	n/a
BROWN BEAR	Registration	25	13	6	6	0	143	78	47	18	0
COYOTE	Hunting/Trapping	n/a	n/a	n/a	n/a	n/a	n/a	n/a	n/a	n/a	n/a
DEER	General Season	534	468	66	0	0	1072	969	95	8	0
FOX	Hunting/Trapping	n/a	n/a	n/a	n/a	n/a	n/a	n/a	n/a	n/a	n/a
LYNX	Hunting/Trapping	5	5	n/a	n/a	n/a	n/a	n/a	n/a	n/a	n/a
MARTEN	Trapping	404	40	364	n/a	n/a	n/a	n/a	n/a	n/a	n/a
MINK	Trapping	n/a	n/a	n/a	n/a	n/a	n/a	n/a	n/a	n/a	n/a
MOOSE	Drawing	10	10	0	0	0	0	0	0	0	0
MOOSE	General Season	29	5	24	0	0	225	44	178	1	2
MOOSE	Registration	41	26	15	0	0	375	223	152	0	0
MT. GOAT	Federal	1	0	1	0	0	2	0	2	0	0
MT. GOAT	Registration	80	50	22	8	0	340	231	102	6	1
OTTER	Trapping	21	21	n/a	n/a	n/a	n/a	n/a	n/a	n/a	n/a
WOLF	Hunting/Trapping	24	20	1	3	n/a	n/a	n/a	n/a	n/a	n/a
WOLVERINE	Hunting/Trapping	7	7	n/a	n/a	n/a	n/a	n/a	n/a	n/a	n/a
UNIT 01 TOTALS											
BEAVER	**TOTAL UNIT**	14	12	2	n/a	n/a	n/a	n/a	n/a	n/a	n/a
BLACK BEAR	**TOTAL UNIT**	211	116	47	48	n/a	n/a	n/a	n/a	n/a	n/a
BROWN BEAR	**TOTAL UNIT**	25	13	6	6	0	143	78	47	18	0
COYOTE	**TOTAL UNIT**	n/a	n/a	n/a	n/a	n/a	n/a	n/a	n/a	n/a	n/a
DEER	**TOTAL UNIT**	534	468	66	0	0	1072	969	95	8	0
FOX	**TOTAL UNIT**	n/a	n/a	n/a	n/a	n/a	n/a	n/a	n/a	n/a	n/a
LYNX	**TOTAL UNIT**	5	5	n/a	n/a	n/a	n/a	n/a	n/a	n/a	n/a
MARTEN	**TOTAL UNIT**	404	40	364	n/a	n/a	n/a	n/a	n/a	n/a	n/a
MINK	**TOTAL UNIT**	n/a	n/a	n/a	n/a	n/a	n/a	n/a	n/a	n/a	n/a
MOOSE	**TOTAL UNIT**	80	41	39	0	0	600	267	330	1	2
MT. GOAT	**TOTAL UNIT**	81	50	23	8	0	342	231	104	6	1
OTTER	**TOTAL UNIT**	21	21	n/a	n/a	n/a	n/a	n/a	n/a	n/a	n/a
WOLF	**TOTAL UNIT**	24	20	1	3	n/a	n/a	n/a	n/a	n/a	n/a
WOLVERINE	**TOTAL UNIT**	7	7	n/a	n/a	n/a	n/a	n/a	n/a	n/a	n/a

1991-92 HUNTER INFORMATION BY UNIT/SUBUNIT: UNIT 02

SPECIES	TYPE	HUNT TOTAL	SUCCESSFUL HUNTERS				UNSUCCESSFUL HUNTERS					PERCENT SUCCESSFUL						
			UNIT RES	OTHER STATE RES	NON-RES	UNKN. RES	TOTAL	UNIT RES	OTHER STATE RES	NON-RES	UNKN. RES	TOTAL	UNIT RES	OTHER STATE RES	NON-RES	UNKN. RES	TOTAL DAYS	AVG. EFFORT
Unit/Subunit 02																		
BEAVER	Trapping	18	14	4	0	0	n/a	n/a	n/a	n/a	n/a	n/a	n/a	n/a	0.00	0.00	n/a	n/a
BLACK BEAR	General Season	214	35	73	104	2	n/a	n/a	n/a	n/a	n/a	n/a	n/a	n/a	n/a	n/a	n/a	n/a
COYOTE	Hunting/Trapping	n/a	n/a	n/a	n/a	n/a	n/a	n/a	n/a	n/a	n/a	n/a	n/a	n/a	n/a	n/a	n/a	n/a
DEER	General Season	1142	632	487	23	0	522	224	276	22	0	68.63	73.83	63.83	51.11	0.00	11985	7.20
FOX	Hunting/Trapping	n/a	n/a	n/a	n/a	n/a	n/a	n/a	n/a	n/a	n/a	n/a	n/a	n/a	n/a	n/a	n/a	n/a
LYNX	Hunting/Trapping	n/a	n/a	n/a	n/a	n/a	n/a	n/a	n/a	n/a	n/a	n/a	n/a	n/a	n/a	n/a	n/a	n/a
MARTEN	Trapping	34	25	9	0	0	n/a	n/a	n/a	n/a	n/a	n/a	n/a	n/a	0.00	0.00	n/a	n/a
MINK	Trapping	n/a	n/a	n/a	n/a	n/a	n/a	n/a	n/a	n/a	n/a	n/a	n/a	n/a	n/a	n/a	n/a	n/a
OTTER	Trapping	18	10	8	0	0	n/a	n/a	n/a	n/a	n/a	n/a	n/a	n/a	0.00	0.00	n/a	n/a
WOLF	Hunting/Trapping	37	19	14	4	0	n/a	n/a	n/a	n/a	n/a	n/a	n/a	n/a	n/a	0.00	n/a	n/a
WOLVERINE	Hunting/Trapping	0	0	0	0	0	n/a	n/a	n/a	n/a	n/a	0.00	0.00	0.00	0.00	0.00	n/a	n/a

1991-92 HUNTER INFORMATION BY UNIT/SUBUNIT: UNIT 02

			SUCCESSFUL HUNTERS					UNSUCCESSFUL HUNTERS				
				OTHER					OTHER			
SPECIES	TYPE	HUNT TOTAL	UNIT RES	STATE RES	NON-RES	UNKN. RES	TOTAL	UNIT RES	STATE RES	NON-RES	UNKN. RES
UNIT 02 TOTALS FOR SPECIES AND HUNT TYPE											
BEAVER	Trapping	18	14	4	n/a	n/a	n/a	n/a	n/a	n/a	n/a
BLACK BEAR	General Season	214	35	73	104	2	n/a	n/a	n/a	n/a	n/a
COYOTE	Hunting/Trapping	n/a	n/a	n/a	n/a	n/a	n/a	n/a	n/a	n/a	n/a
DEER	General Season	1142	632	487	23	0	522	224	276	22	0
FOX	Hunting/Trapping	n/a	n/a	n/a	n/a	n/a	n/a	n/a	n/a	n/a	n/a
LYNX	Hunting/Trapping	n/a	n/a	n/a	n/a	n/a	n/a	n/a	n/a	n/a	n/a
MARTEN	Trapping	34	25	9	n/a	n/a	n/a	n/a	n/a	n/a	n/a
MINK	Trapping	n/a	n/a	n/a	n/a	n/a	n/a	n/a	n/a	n/a	n/a
OTTER	Trapping	18	10	8	n/a	n/a	n/a	n/a	n/a	n/a	n/a
WOLF	Hunting/Trapping	37	19	14	4	n/a	n/a	n/a	n/a	n/a	n/a
WOLVERINE	Hunting/Trapping	n/a	n/a	n/a	n/a	n/a	n/a	n/a	n/a	n/a	n/a
UNIT 02 TOTALS											
BEAVER	**TOTAL UNIT**	18	14	4	n/a	n/a	n/a	n/a	n/a	n/a	n/a
BLACK BEAR	**TOTAL UNIT**	214	35	73	104	2	n/a	n/a	n/a	n/a	n/a
COYOTE	**TOTAL UNIT**	n/a	n/a	n/a	n/a	n/a	n/a	n/a	n/a	n/a	n/a
DEER	**TOTAL UNIT**	1142	632	487	23	0	522	224	276	22	0
FOX	**TOTAL UNIT**	n/a	n/a	n/a	n/a	n/a	n/a	n/a	n/a	n/a	n/a
LYNX	**TOTAL UNIT**	n/a	n/a	n/a	n/a	n/a	n/a	n/a	n/a	n/a	n/a
MARTEN	**TOTAL UNIT**	34	25	9	n/a	n/a	n/a	n/a	n/a	n/a	n/a
MINK	**TOTAL UNIT**	n/a	n/a	n/a	n/a	n/a	n/a	n/a	n/a	n/a	n/a
OTTER	**TOTAL UNIT**	18	10	8	n/a	n/a	n/a	n/a	n/a	n/a	n/a
WOLF	**TOTAL UNIT**	37	19	14	4	n/a	n/a	n/a	n/a	n/a	n/a
WOLVERINE	**TOTAL UNIT**	n/a	n/a	n/a	n/a	n/a	n/a	n/a	n/a	n/a	n/a

1991-92 HUNTER INFORMATION BY UNIT/SUBUNIT: UNIT 03

SPECIES	TYPE	HUNT	SUCCESSFUL HUNTERS TOTAL	UNIT RES	OTHER STATE RES	NON-RES	UNKN. RES	UNSUCCESSFUL HUNTERS TOTAL	UNIT RES	OTHER STATE RES	NON-RES	UNKN. RES	PERCENT SUCCESSFUL TOTAL	UNIT RES	OTHER STATE RES	NON-RES	UNKN. RES	TOTAL DAYS	AVG. EFFORT
Unit/Subunit 03																			
BEAVER	Trapping		n/a	n/a	n/a	n/a	n/a	n/a	n/a	n/a	n/a	n/a	n/a	n/a	n/a	n/a	n/a	n/a	n/a
BLACK BEAR	General Season		159	33	29	97	0	n/a	n/a	n/a	n/a	n/a	n/a	n/a	n/a	n/a	0.00	n/a	n/a
COYOTE	Hunting/Trapping		n/a	n/a	n/a	n/a	n/a	n/a	n/a	n/a	n/a	n/a	n/a	n/a	n/a	n/a	n/a	n/a	n/a
DEER	General Season		299	277	22	0	0	n/a	n/a	n/a	n/a	n/a	n/a	n/a	n/a	0.00	0.00	n/a	n/a
DEER	Registration	0605	214	204	9	1	0	388	381	7	0	0	35.55	34.87	56.25	100.00	0.00	1641	2.73
FOX	Hunting/Trapping		n/a	n/a	n/a	n/a	n/a	n/a	n/a	n/a	n/a	n/a	n/a	n/a	n/a	n/a	n/a	n/a	n/a
LYNX	Hunting/Trapping		0	0	0	0	0	n/a	n/a	n/a	n/a	n/a	0.00	0.00	0.00	0.00	0.00	n/a	n/a
MARTEN	Trapping		216	206	10	0	0	n/a	n/a	n/a	n/a	n/a	n/a	n/a	n/a	0.00	0.00	n/a	n/a
MINK	Trapping		n/a	n/a	n/a	n/a	n/a	n/a	n/a	n/a	n/a	n/a	n/a	n/a	n/a	n/a	n/a	n/a	n/a
MOOSE	General Season		9	9	0	0	0	121	114	3	0	4	6.92	7.32	0.00	0.00	0.00	439	3.38
OTTER	Trapping		n/a	n/a	n/a	n/a	n/a	n/a	n/a	n/a	n/a	n/a	n/a	n/a	n/a	n/a	n/a	n/a	n/a
WOLF	Hunting/Trapping		n/a	n/a	n/a	n/a	n/a	n/a	n/a	n/a	n/a	n/a	n/a	n/a	n/a	n/a	n/a	n/a	n/a
WOLVERINE	Hunting/Trapping		n/a	n/a	n/a	n/a	n/a	n/a	n/a	n/a	n/a	n/a	n/a	n/a	n/a	n/a	n/a	n/a	n/a

1991-92 HUNTER INFORMATION BY UNIT/SUBUNIT: UNIT 03

SPECIES	TYPE	HUNT TOTAL	SUCCESSFUL HUNTERS				UNSUCCESSFUL HUNTERS				
			UNIT RES	OTHER STATE RES	NON-RES	UNKN. RES	TOTAL	UNIT RES	OTHER STATE RES	NON-RES	UNKN. RES
UNIT 03 TOTALS FOR SPECIES AND HUNT TYPE											
BEAVER	Trapping	n/a	n/a	n/a	n/a	n/a	n/a	n/a	n/a	n/a	n/a
BLACK BEAR	General Season	159	33	29	97	n/a	n/a	n/a	n/a	n/a	n/a
COYOTE	Hunting/Trapping	n/a	n/a	n/a	n/a	n/a	n/a	n/a	n/a	n/a	n/a
DEER	General Season	299	277	22	0	0	0	0	0	0	0
DEER	Registration	214	204	9	1	0	388	381	7	0	0
FOX	Hunting/Trapping	n/a	n/a	n/a	n/a	n/a	n/a	n/a	n/a	n/a	n/a
LYNX	Hunting/Trapping	n/a	n/a	n/a	n/a	n/a	n/a	n/a	n/a	n/a	n/a
MARTEN	Trapping	216	206	10	n/a	n/a	n/a	n/a	n/a	n/a	n/a
MINK	Trapping	n/a	n/a	n/a	n/a	n/a	n/a	n/a	n/a	n/a	n/a
MOOSE	General Season	9	9	0	0	0	121	114	3	0	4
OTTER	Trapping	n/a	n/a	n/a	n/a	n/a	n/a	n/a	n/a	n/a	n/a
WOLF	Hunting/Trapping	n/a	n/a	n/a	n/a	n/a	n/a	n/a	n/a	n/a	n/a
WOLVERINE	Hunting/Trapping	n/a	n/a	n/a	n/a	n/a	n/a	n/a	n/a	n/a	n/a
UNIT 03 TOTALS											
BEAVER	**TOTAL UNIT**	n/a	n/a	n/a	n/a	n/a	n/a	n/a	n/a	n/a	n/a
BLACK BEAR	**TOTAL UNIT**	159	33	29	97	n/a	n/a	n/a	n/a	n/a	n/a
COYOTE	**TOTAL UNIT**	n/a	n/a	n/a	n/a	n/a	n/a	n/a	n/a	n/a	n/a
DEER	**TOTAL UNIT**	513	481	31	1	0	388	381	7	0	0
FOX	**TOTAL UNIT**	n/a	n/a	n/a	n/a	n/a	n/a	n/a	n/a	n/a	n/a
LYNX	**TOTAL UNIT**	n/a	n/a	n/a	n/a	n/a	n/a	n/a	n/a	n/a	n/a
MARTEN	**TOTAL UNIT**	216	206	10	n/a	n/a	n/a	n/a	n/a	n/a	n/a
MINK	**TOTAL UNIT**	n/a	n/a	n/a	n/a	n/a	n/a	n/a	n/a	n/a	n/a
MOOSE	**TOTAL UNIT**	9	9	0	0	0	121	114	3	0	4
OTTER	**TOTAL UNIT**	n/a	n/a	n/a	n/a	n/a	n/a	n/a	n/a	n/a	n/a
WOLF	**TOTAL UNIT**	n/a	n/a	n/a	n/a	n/a	n/a	n/a	n/a	n/a	n/a
WOLVERINE	**TOTAL UNIT**	n/a	n/a	n/a	n/a	n/a	n/a	n/a	n/a	n/a	n/a

1991-92 HUNTER INFORMATION BY UNIT/SUBUNIT: UNIT 04

SPECIES	TYPE	HUNT	SUCCESSFUL HUNTERS TOTAL	UNIT RES	OTHER STATE RES	NON-RES	UNKN. RES	UNSUCCESSFUL HUNTERS TOTAL	UNIT RES	OTHER STATE RES	NON-RES	UNKN. RES	PERCENT SUCCESSFUL TOTAL	UNIT RES	OTHER STATE RES	NON-RES	UNKN. RES	TOTAL DAYS	AVG. EFFORT
Unit/Subunit 04																			
BEAVER	Trapping		2	0	2	0	0	n/a	n/a	n/a	n/a	n/a	n/a	0.00	n/a	0.00	0.00	n/a	n/a
BROWN BEAR	Registration	0277S	6	0	2	4	0	29	5	14	10	0	17.14	0.00	12.50	28.57	0.00	172	4.91
BROWN BEAR	Registration	0278F	8	7	1	0	0	28	16	9	3	0	22.22	30.43	10.00	0.00	0.00	121	3.36
BROWN BEAR	Registration	0278S	13	3	0	10	0	34	15	5	14	0	27.66	16.67	0.00	41.67	0.00	202	4.30
BROWN BEAR	**TOTAL HUNT**	0278	21	10	1	10	0	62	31	14	17	0							
BROWN BEAR	Registration	0279F	33	6	6	21	0	65	7	38	20	0	33.67	46.15	13.64	51.22	0.00	535	5.46
BROWN BEAR	Registration	0279S	64	6	22	36	0	104	19	58	27	0	38.10	24.00	27.50	57.14	0.00	866	5.15
BROWN BEAR	**TOTAL HUNT**	0279	97	12	28	57	0	169	26	96	47	0							
COYOTE	Hunting/Trapping		n/a	n/a	n/a	n/a	n/a	n/a	n/a	n/a	n/a	n/a	n/a	n/a	n/a	n/a	n/a	n/a	n/a
DEER	General Season		2098	831	1253	14	0	1143	462	672	9	0	64.73	64.27	65.09	60.87	0.00	18906	5.83
FOX	Hunting/Trapping		n/a	n/a	n/a	n/a	n/a	n/a	n/a	n/a	n/a	n/a	n/a	n/a	n/a	n/a	n/a	n/a	n/a
LYNX	Hunting/Trapping		0	0	0	0	0	n/a	n/a	n/a	n/a	n/a	0.00	0.00	0.00	0.00	0.00	n/a	n/a
MARTEN	Trapping		51	34	17	0	0	n/a	n/a	n/a	n/a	n/a	n/a	n/a	n/a	0.00	0.00	n/a	n/a
MINK	Trapping		n/a	n/a	n/a	n/a	n/a	n/a	n/a	n/a	n/a	n/a	n/a	n/a	n/a	n/a	n/a	n/a	n/a
MT. GOAT	Registration	0815	29	27	1	1	0	85	77	6	2	0	25.44	25.96	14.29	33.33	0.00	338	2.96
OTTER	Trapping		16	8	8	0	0	n/a	n/a	n/a	n/a	n/a	n/a	n/a	n/a	0.00	0.00	n/a	n/a
WOLF	Hunting/Trapping		0	0	0	0	0	n/a	n/a	n/a	n/a	n/a	0.00	0.00	0.00	0.00	0.00	n/a	n/a
WOLVERINE	Hunting/Trapping		0	0	0	0	0	n/a	n/a	n/a	n/a	n/a	0.00	0.00	0.00	0.00	0.00	n/a	n/a

1991-92 HUNTER INFORMATION BY UNIT/SUBUNIT: UNIT 04

SPECIES	TYPE	HUNT TOTAL	SUCCESSFUL HUNTERS UNIT RES	SUCCESSFUL HUNTERS OTHER STATE RES	SUCCESSFUL HUNTERS NON-RES	SUCCESSFUL HUNTERS UNKN. RES	UNSUCCESSFUL HUNTERS TOTAL	UNSUCCESSFUL HUNTERS UNIT RES	UNSUCCESSFUL HUNTERS OTHER STATE RES	UNSUCCESSFUL HUNTERS NON-RES	UNSUCCESSFUL HUNTERS UNKN. RES
UNIT 04 TOTALS FOR SPECIES AND HUNT TYPE											
BEAVER	Trapping	2	n/a	2	n/a	n/a	n/a	n/a	n/a	n/a	n/a
BROWN BEAR	Registration	124	22	31	71	0	260	62	124	74	0
COYOTE	Hunting/Trapping	n/a	n/a	n/a	n/a	n/a	n/a	n/a	n/a	n/a	n/a
DEER	General Season	2098	831	1253	14	0	1143	462	672	9	0
FOX	Hunting/Trapping	n/a	n/a	n/a	n/a	n/a	n/a	n/a	n/a	n/a	n/a
LYNX	Hunting/Trapping	n/a	n/a	n/a	n/a	n/a	n/a	n/a	n/a	n/a	n/a
MARTEN	Trapping	51	34	17	n/a	n/a	n/a	n/a	n/a	n/a	n/a
MINK	Trapping	n/a	n/a	n/a	n/a	n/a	n/a	n/a	n/a	n/a	n/a
MT. GOAT	Registration	29	27	1	1	0	85	77	6	2	0
OTTER	Trapping	16	8	8	n/a	n/a	n/a	n/a	n/a	n/a	n/a
WOLF	Hunting/Trapping	n/a	n/a	n/a	n/a	n/a	n/a	n/a	n/a	n/a	n/a
WOLVERINE	Hunting/Trapping	n/a	n/a	n/a	n/a	n/a	n/a	n/a	n/a	n/a	n/a
UNIT 04 TOTALS											
BEAVER	**TOTAL UNIT**	2	n/a	2	n/a	n/a	n/a	n/a	n/a	n/a	n/a
BROWN BEAR	**TOTAL UNIT**	124	22	31	71	0	260	62	124	74	0
COYOTE	**TOTAL UNIT**	n/a	n/a	n/a	n/a	n/a	n/a	n/a	n/a	n/a	n/a
DEER	**TOTAL UNIT**	2098	831	1253	14	0	1143	462	672	9	0
FOX	**TOTAL UNIT**	n/a	n/a	n/a	n/a	n/a	n/a	n/a	n/a	n/a	n/a
LYNX	**TOTAL UNIT**	n/a	n/a	n/a	n/a	n/a	n/a	n/a	n/a	n/a	n/a
MARTEN	**TOTAL UNIT**	51	34	17	n/a	n/a	n/a	n/a	n/a	n/a	n/a
MINK	**TOTAL UNIT**	n/a	n/a	n/a	n/a	n/a	n/a	n/a	n/a	n/a	n/a
MT. GOAT	**TOTAL UNIT**	29	27	1	1	0	85	77	6	2	0
OTTER	**TOTAL UNIT**	16	8	8	n/a	n/a	n/a	n/a	n/a	n/a	n/a
WOLF	**TOTAL UNIT**	n/a	n/a	n/a	n/a	n/a	n/a	n/a	n/a	n/a	n/a
WOLVERINE	**TOTAL UNIT**	n/a	n/a	n/a	n/a	n/a	n/a	n/a	n/a	n/a	n/a

1991-92 HUNTER INFORMATION BY UNIT/SUBUNIT: UNIT 05

SPECIES	TYPE	HUNT	SUCCESSFUL HUNTERS TOTAL	UNIT RES	OTHER STATE RES	NON-RES	UNKN. RES	UNSUCCESSFUL HUNTERS TOTAL	UNIT RES	OTHER STATE RES	NON-RES	UNKN. RES	PERCENT SUCCESSFUL TOTAL	UNIT RES	OTHER STATE RES	NON-RES	UNKN. RES	TOTAL DAYS	AVG. EFFORT
Unit/Subunit 05A																			
BEAVER	Trapping		2	1	1	0	0	n/a	n/a	n/a	n/a	n/a	n/a	n/a	n/a	0.00	0.00	n/a	n/a
BLACK BEAR	General Season		33	2	7	22	2	n/a	n/a	n/a	n/a	n/a	n/a	n/a	n/a	n/a	n/a	n/a	n/a
BROWN BEAR	General Season		36	3	3	29	1	n/a	n/a	n/a	n/a	n/a	n/a	n/a	n/a	n/a	n/a	n/a	n/a
COYOTE	Hunting/Trapping		n/a	n/a	n/a	n/a	n/a	n/a	n/a	n/a	n/a	n/a	n/a	n/a	n/a	n/a	n/a	n/a	n/a
DEER	General Season		2	2	0	0	0	34	34	0	0	0	5.56	5.56	0.00	0.00	0.00	123	3.42
FOX	Hunting/Trapping		n/a	n/a	n/a	n/a	n/a	n/a	n/a	n/a	n/a	n/a	n/a	n/a	n/a	n/a	n/a	n/a	n/a
LYNX	Hunting/Trapping		0	0	0	0	0	n/a	n/a	n/a	n/a	n/a	0.00	0.00	0.00	0.00	0.00	n/a	n/a
MARTEN	Trapping		3	3	0	0	0	n/a	n/a	n/a	n/a	n/a	n/a	n/a	0.00	0.00	0.00	n/a	n/a
MINK	Trapping		n/a	n/a	n/a	n/a	n/a	n/a	n/a	n/a	n/a	n/a	n/a	n/a	n/a	n/a	n/a	n/a	n/a
MOOSE	Registration	0961	52	28	22	2	0	168	126	37	5	0	23.64	18.18	37.29	28.57	0.00	591	2.69
MT. GOAT	Registration	0817	8	2	5	1	0	9	1	2	6	0	47.06	66.67	71.43	14.29	0.00	38	2.24
OTTER	Trapping		1	1	0	0	0	n/a	n/a	n/a	n/a	n/a	n/a	n/a	0.00	0.00	0.00	n/a	n/a
WOLF	Hunting/Trapping		7	2	1	4	0	n/a	n/a	n/a	n/a	n/a	n/a	n/a	n/a	n/a	0.00	n/a	n/a
WOLVERINE	Hunting/Trapping		0	0	0	0	0	n/a	n/a	n/a	n/a	n/a	0.00	0.00	0.00	0.00	0.00	n/a	n/a
Unit/Subunit 05B																			
BEAVER	Trapping		0	0	0	0	0	n/a	n/a	n/a	n/a	n/a	0.00	0.00	0.00	0.00	0.00	n/a	n/a
BLACK BEAR	General Season		0	0	0	0	0	n/a	n/a	n/a	n/a	n/a	0.00	0.00	0.00	0.00	0.00	n/a	n/a
BROWN BEAR	General Season		5	0	0	5	0	n/a	n/a	n/a	n/a	n/a	n/a	0.00	0.00	n/a	0.00	n/a	n/a
COYOTE	Hunting/Trapping		n/a	n/a	n/a	n/a	n/a	n/a	n/a	n/a	n/a	n/a	n/a	n/a	n/a	n/a	n/a	n/a	n/a
FOX	Hunting/Trapping		n/a	n/a	n/a	n/a	n/a	n/a	n/a	n/a	n/a	n/a	n/a	n/a	n/a	n/a	n/a	n/a	n/a
LYNX	Hunting/Trapping		0	0	0	0	0	n/a	n/a	n/a	n/a	n/a	0.00	0.00	0.00	0.00	0.00	n/a	n/a
MARTEN	Trapping		1	1	0	0	0	n/a	n/a	n/a	n/a	n/a	n/a	n/a	0.00	0.00	0.00	n/a	n/a
MINK	Trapping		n/a	n/a	n/a	n/a	n/a	n/a	n/a	n/a	n/a	n/a	n/a	n/a	n/a	n/a	n/a	n/a	n/a
MOOSE	Registration	0962	17	7	8	2	0	37	20	15	2	0	31.48	25.93	34.78	50.00	0.00	161	2.98
OTTER	Trapping		0	0	0	0	0	n/a	n/a	n/a	n/a	n/a	0.00	0.00	0.00	0.00	0.00	n/a	n/a
WOLF	Hunting/Trapping		1	0	0	1	0	n/a	n/a	n/a	n/a	n/a	n/a	0.00	0.00	n/a	0.00	n/a	n/a
WOLVERINE	Hunting/Trapping		0	0	0	0	0	n/a	n/a	n/a	n/a	n/a	0.00	0.00	0.00	0.00	0.00	n/a	n/a

1991-92 HUNTER INFORMATION BY UNIT/SUBUNIT: UNIT 05

SPECIES	TYPE	HUNT TOTAL	SUCCESSFUL HUNTERS UNIT RES	SUCCESSFUL HUNTERS OTHER STATE RES	SUCCESSFUL HUNTERS NON-RES	SUCCESSFUL HUNTERS UNKN. RES	UNSUCCESSFUL HUNTERS TOTAL	UNSUCCESSFUL HUNTERS UNIT RES	UNSUCCESSFUL HUNTERS OTHER STATE RES	UNSUCCESSFUL HUNTERS NON-RES	UNSUCCESSFUL HUNTERS UNKN. RES
UNIT 05 TOTALS FOR SPECIES AND HUNT TYPE											
BEAVER	Trapping	2	1	1	n/a	n/a	n/a	n/a	n/a	n/a	n/a
BLACK BEAR	General Season	33	2	7	22	2	n/a	n/a	n/a	n/a	n/a
BROWN BEAR	General Season	41	3	3	34	1	n/a	n/a	n/a	n/a	n/a
COYOTE	Hunting/Trapping	n/a	n/a	n/a	n/a	n/a	n/a	n/a	n/a	n/a	n/a
DEER	General Season	2	2	0	0	0	34	34	0	0	0
FOX	Hunting/Trapping	n/a	n/a	n/a	n/a	n/a	n/a	n/a	n/a	n/a	n/a
LYNX	Hunting/Trapping	n/a	n/a	n/a	n/a	n/a	n/a	n/a	n/a	n/a	n/a
MARTEN	Trapping	4	4	n/a	n/a	n/a	n/a	n/a	n/a	n/a	n/a
MINK	Trapping	n/a	n/a	n/a	n/a	n/a	n/a	n/a	n/a	n/a	n/a
MOOSE	Registration	69	35	30	4	0	205	146	52	7	0
MT. GOAT	Registration	8	2	5	1	0	9	1	2	6	0
OTTER	Trapping	1	1	n/a	n/a	n/a	n/a	n/a	n/a	n/a	n/a
WOLF	Hunting/Trapping	8	2	1	5	n/a	n/a	n/a	n/a	n/a	n/a
WOLVERINE	Hunting/Trapping	n/a	n/a	n/a	n/a	n/a	n/a	n/a	n/a	n/a	n/a
UNIT 05 TOTALS											
BEAVER	**TOTAL UNIT**	2	1	1	n/a	n/a	n/a	n/a	n/a	n/a	n/a
BLACK BEAR	**TOTAL UNIT**	33	2	7	22	2	n/a	n/a	n/a	n/a	n/a
BROWN BEAR	**TOTAL UNIT**	41	3	3	34	1	n/a	n/a	n/a	n/a	n/a
COYOTE	**TOTAL UNIT**	n/a	n/a	n/a	n/a	n/a	n/a	n/a	n/a	n/a	n/a
DEER	**TOTAL UNIT**	2	2	0	0	0	34	34	0	0	0
FOX	**TOTAL UNIT**	n/a	n/a	n/a	n/a	n/a	n/a	n/a	n/a	n/a	n/a
LYNX	**TOTAL UNIT**	n/a	n/a	n/a	n/a	n/a	n/a	n/a	n/a	n/a	n/a
MARTEN	**TOTAL UNIT**	4	4	n/a	n/a	n/a	n/a	n/a	n/a	n/a	n/a
MINK	**TOTAL UNIT**	n/a	n/a	n/a	n/a	n/a	n/a	n/a	n/a	n/a	n/a
MOOSE	**TOTAL UNIT**	69	35	30	4	0	205	146	52	7	0
MT. GOAT	**TOTAL UNIT**	8	2	5	1	0	9	1	2	6	0
OTTER	**TOTAL UNIT**	1	1	n/a	n/a	n/a	n/a	n/a	n/a	n/a	n/a
WOLF	**TOTAL UNIT**	8	2	1	5	n/a	n/a	n/a	n/a	n/a	n/a
WOLVERINE	**TOTAL UNIT**	n/a	n/a	n/a	n/a	n/a	n/a	n/a	n/a	n/a	n/a

1991-92 HUNTER INFORMATION BY UNIT/SUBUNIT: UNIT 06

SPECIES	TYPE	HUNT	SUCCESSFUL HUNTERS TOTAL	UNIT RES	OTHER STATE RES	NON-RES	UNKN. RES	UNSUCCESSFUL HUNTERS TOTAL	UNIT RES	OTHER STATE RES	NON-RES	UNKN. RES	PERCENT SUCCESSFUL TOTAL	UNIT RES	OTHER STATE RES	NON-RES	UNKN. RES	TOTAL DAYS	AVG. EFFORT
Unit/Subunit 06A																			
BEAVER	Trapping		0	0	0	0	0	n/a	n/a	n/a	n/a	n/a	0.00	0.00	0.00	0.00	0.00	n/a	n/a
BLACK BEAR	General Season		29	0	9	20	0	n/a	n/a	n/a	n/a	n/a	n/a	0.00	n/a	n/a	0.00	n/a	n/a
BROWN BEAR	General Season		10	0	1	9	0	n/a	n/a	n/a	n/a	n/a	n/a	0.00	n/a	n/a	0.00	n/a	n/a
COYOTE	Hunting/Trapping		n/a	n/a	n/a	n/a	n/a	n/a	n/a	n/a	n/a	n/a	n/a	n/a	n/a	n/a	n/a	n/a	n/a
DEER	General Season		0	0	0	0	0	0	0	0	0	0	0.00	0.00	0.00	0.00	0.00	0	n/a
FOX	Hunting/Trapping		n/a	n/a	n/a	n/a	n/a	n/a	n/a	n/a	n/a	n/a	n/a	n/a	n/a	n/a	n/a	n/a	n/a
LYNX	Hunting/Trapping		0	0	0	0	0	n/a	n/a	n/a	n/a	n/a	0.00	0.00	0.00	0.00	0.00	n/a	n/a
MARTEN	Trapping		n/a	n/a	n/a	n/a	n/a	n/a	n/a	n/a	n/a	n/a	n/a	n/a	n/a	n/a	n/a	n/a	n/a
MINK	Trapping		n/a	n/a	n/a	n/a	n/a	n/a	n/a	n/a	n/a	n/a	n/a	n/a	n/a	n/a	n/a	n/a	n/a
MOOSE	General Season		122	57	26	36	3	61	20	31	9	1	66.67	74.03	45.61	80.00	75.00	738	4.03
MT. GOAT	Registration	0820	12	0	1	11	0	5	0	3	2	0	70.59	0.00	25.00	84.62	0.00	70	4.12
MT. GOAT	Registration	0825	1	0	0	1	0	0	0	0	0	0	100.00	0.00	0.00	100.00	0.00	2	2.00
MT. GOAT	Registration	0878	0	0	0	0	0	0	0	0	0	0	0.00	0.00	0.00	0.00	0.00	0	n/a
MT. GOAT	**TOTAL SUBUNIT**		13	0	1	12	0	5	0	3	2	0							
OTTER	Trapping		0	0	0	0	0	n/a	n/a	n/a	n/a	n/a	0.00	0.00	0.00	0.00	0.00	n/a	n/a
SHEEP	General Season		0	0	0	0	0	0	0	0	0	0	0.00	0.00	0.00	0.00	0.00	0	n/a
WOLF	Hunting/Trapping		n/a	n/a	n/a	n/a	n/a	n/a	n/a	n/a	n/a	n/a	n/a	n/a	n/a	n/a	n/a	n/a	n/a
WOLVERINE	Hunting/Trapping		n/a	n/a	n/a	n/a	n/a	n/a	n/a	n/a	n/a	n/a	n/a	n/a	n/a	n/a	n/a	n/a	n/a
Unit/Subunit 06B																			
BEAVER	Trapping		0	0	0	0	0	n/a	n/a	n/a	n/a	n/a	0.00	0.00	0.00	0.00	0.00	n/a	n/a
BLACK BEAR	General Season		7	3	1	3	0	n/a	n/a	n/a	n/a	n/a	n/a	n/a	n/a	n/a	0.00	n/a	n/a
BROWN BEAR	General Season		8	2	1	5	0	n/a	n/a	n/a	n/a	n/a	n/a	n/a	n/a	n/a	0.00	n/a	n/a
COYOTE	Hunting/Trapping		n/a	n/a	n/a	n/a	n/a	n/a	n/a	n/a	n/a	n/a	n/a	n/a	n/a	n/a	n/a	n/a	n/a
DEER	General Season		0	0	0	0	0	0	0	0	0	0	0.00	0.00	0.00	0.00	0.00	0	n/a
FOX	Hunting/Trapping		n/a	n/a	n/a	n/a	n/a	n/a	n/a	n/a	n/a	n/a	n/a	n/a	n/a	n/a	n/a	n/a	n/a
LYNX	Hunting/Trapping		0	0	0	0	0	n/a	n/a	n/a	n/a	n/a	0.00	0.00	0.00	0.00	0.00	n/a	n/a
MARTEN	Trapping		n/a	n/a	n/a	n/a	n/a	n/a	n/a	n/a	n/a	n/a	n/a	n/a	n/a	n/a	n/a	n/a	n/a
MINK	Trapping		n/a	n/a	n/a	n/a	n/a	n/a	n/a	n/a	n/a	n/a	n/a	n/a	n/a	n/a	n/a	n/a	n/a
MOOSE	General Season		0	0	0	0	0	0	0	0	0	0	0.00	0.00	0.00	0.00	0.00	0	n/a
MOOSE	Registration	0964	35	31	4	0	0	154	137	17	0	0	18.52	18.45	19.05	0.00	0.00	937	4.96
MOOSE	Drawing	0966	13	12	1	0	0	12	12	0	0	0	52.00	50.00	100.00	0.00	0.00	157	6.28
MOOSE	Drawing	0967	0	0	0	0	0	1	0	1	0	0	0.00	0.00	0.00	0.00	0.00	3	3.00
MOOSE	**TOTAL SUBUNIT**		48	43	5	0	0	167	149	18	0	0							
MT. GOAT	Registration	0826	4	0	1	3	0	3	0	3	0	0	57.14	0.00	25.00	100.00	0.00	16	2.29
MT. GOAT	Registration	0878	1	0	0	1	0	0	0	0	0	0	100.00	0.00	0.00	100.00	0.00	3	3.00
MT. GOAT	**TOTAL SUBUNIT**		5	0	1	4	0	3	0	3	0	0							
OTTER	Trapping		0	0	0	0	0	1	n/a	1	n/a	n/a	0.00	0.00	0.00	0.00	0.00	11	11.00
SHEEP	General Season		0	0	0	0	0	0	0	0	0	0	0.00	0.00	0.00	0.00	0.00	0	n/a
WOLF	Hunting/Trapping		n/a	n/a	n/a	n/a	n/a	n/a	n/a	n/a	n/a	n/a	n/a	n/a	n/a	n/a	n/a	n/a	n/a
WOLVERINE	Hunting/Trapping		n/a	n/a	n/a	n/a	n/a	n/a	n/a	n/a	n/a	n/a	n/a	n/a	n/a	n/a	n/a	n/a	n/a

1991-92 HUNTER INFORMATION BY UNIT/SUBUNIT: UNIT 06

SPECIES	TYPE	HUNT	SUCCESSFUL HUNTERS TOTAL	UNIT RES	OTHER STATE RES	NON-RES	UNKN. RES	UNSUCCESSFUL HUNTERS TOTAL	UNIT RES	OTHER STATE RES	NON-RES	UNKN. RES	PERCENT SUCCESSFUL TOTAL	UNIT RES	OTHER STATE RES	NON-RES	UNKN. RES	TOTAL DAYS	AVG. EFFORT
Unit/Subunit 06C																			
BEAVER	Trapping		n/a	n/a	n/a	n/a	n/a	n/a	n/a	n/a	n/a	n/a	n/a	n/a	n/a	n/a	n/a	n/a	n/a
BLACK BEAR	General Season		17	13	2	2	0	n/a	n/a	n/a	n/a	n/a	n/a	n/a	n/a	n/a	0.00	n/a	n/a
BROWN BEAR	General Season		6	3	2	1	0	n/a	n/a	n/a	n/a	n/a	n/a	n/a	n/a	n/a	0.00	n/a	n/a
COYOTE	Hunting/Trapping		n/a	n/a	n/a	n/a	n/a	n/a	n/a	n/a	n/a	n/a	n/a	n/a	n/a	n/a	n/a	n/a	n/a
DEER	General Season		0	0	0	0	0	9	0	9	0	0	0.00	0.00	0.00	0.00	0.00	14	1.56
FOX	Hunting/Trapping		n/a	n/a	n/a	n/a	n/a	n/a	n/a	n/a	n/a	n/a	n/a	n/a	n/a	n/a	n/a	n/a	n/a
LYNX	Hunting/Trapping		0	0	0	0	0	n/a	n/a	n/a	n/a	n/a	0.00	0.00	0.00	0.00	0.00	n/a	n/a
MARTEN	Trapping		n/a	n/a	n/a	n/a	n/a	n/a	n/a	n/a	n/a	n/a	n/a	n/a	n/a	n/a	n/a	n/a	n/a
MINK	Trapping		n/a	n/a	n/a	n/a	n/a	n/a	n/a	n/a	n/a	n/a	n/a	n/a	n/a	n/a	n/a	n/a	n/a
MOOSE	Drawing	0967	15	15	0	0	0	4	3	1	0	0	78.95	83.33	0.00	0.00	0.00	90	4.74
MOOSE	Drawing	0968	13	13	0	0	0	5	5	0	0	0	72.22	72.22	0.00	0.00	0.00	61	3.39
MOOSE	**TOTAL SUBUNIT**		28	28	0	0	0	9	8	1	0	0							
OTTER	Trapping		n/a	n/a	n/a	n/a	n/a	n/a	n/a	n/a	n/a	n/a	n/a	n/a	n/a	n/a	n/a	n/a	n/a
SHEEP	General Season		0	0	0	0	0	0	0	0	0	0	0.00	0.00	0.00	0.00	0.00	0	n/a
WOLF	Hunting/Trapping		n/a	n/a	n/a	n/a	n/a	n/a	n/a	n/a	n/a	n/a	n/a	n/a	n/a	n/a	n/a	n/a	n/a
WOLVERINE	Hunting/Trapping		n/a	n/a	n/a	n/a	n/a	n/a	n/a	n/a	n/a	n/a	n/a	n/a	n/a	n/a	n/a	n/a	n/a
Unit/Subunit 06D																			
BEAVER	Trapping		n/a	n/a	n/a	n/a	n/a	n/a	n/a	n/a	n/a	n/a	n/a	n/a	n/a	n/a	n/a	n/a	n/a
BLACK BEAR	General Season		185	16	134	34	1	n/a	n/a	n/a	n/a	n/a	n/a	n/a	n/a	n/a	n/a	n/a	n/a
BROWN BEAR	General Season		24	3	12	9	0	n/a	n/a	n/a	n/a	n/a	n/a	n/a	n/a	n/a	0.00	n/a	n/a
COYOTE	Hunting/Trapping		n/a	n/a	n/a	n/a	n/a	n/a	n/a	n/a	n/a	n/a	n/a	n/a	n/a	n/a	n/a	n/a	n/a
DEER	General Season		742	378	356	8	0	877	215	645	17	0	45.83	63.74	35.56	32.00	0.00	8094	5.00
FOX	Hunting/Trapping		n/a	n/a	n/a	n/a	n/a	n/a	n/a	n/a	n/a	n/a	n/a	n/a	n/a	n/a	n/a	n/a	n/a
LYNX	Hunting/Trapping		0	0	0	0	0	n/a	n/a	n/a	n/a	n/a	0.00	0.00	0.00	0.00	0.00	n/a	n/a
MARTEN	Trapping		n/a	n/a	n/a	n/a	n/a	n/a	n/a	n/a	n/a	n/a	n/a	n/a	n/a	n/a	n/a	n/a	n/a
MINK	Trapping		n/a	n/a	n/a	n/a	n/a	n/a	n/a	n/a	n/a	n/a	n/a	n/a	n/a	n/a	n/a	n/a	n/a
MOOSE	General Season		1	0	1	0	0	18	9	8	1	0	5.26	0.00	11.11	0.00	0.00	68	3.58
MT. GOAT	Registration	0822	9	2	4	3	0	13	6	5	2	0	40.91	25.00	44.44	60.00	0.00	72	3.27
MT. GOAT	Registration	0828	2	1	1	0	0	8	1	7	0	0	20.00	50.00	12.50	0.00	0.00	136	13.60
MT. GOAT	Registration	0829	13	3	10	0	0	8	2	6	0	0	61.90	60.00	62.50	0.00	0.00	58	2.76
MT. GOAT	Registration	0830	6	0	5	1	0	10	0	9	1	0	37.50	0.00	35.71	50.00	0.00	40	2.50
MT. GOAT	Registration	0879	2	1	1	0	0	11	1	10	0	0	15.38	50.00	9.09	0.00	0.00	146	11.23
MT. GOAT	**TOTAL SUBUNIT**		32	7	21	4	0	50	10	37	3	0							
OTTER	Trapping		n/a	n/a	n/a	n/a	n/a	n/a	n/a	n/a	n/a	n/a	n/a	n/a	n/a	n/a	n/a	n/a	n/a
SHEEP	General Season		0	0	0	0	0	0	0	0	0	0	0.00	0.00	0.00	0.00	0.00	0	n/a
WOLF	Hunting/Trapping		0	0	0	0	0	n/a	n/a	n/a	n/a	n/a	0.00	0.00	0.00	0.00	0.00	n/a	n/a
WOLVERINE	Hunting/Trapping		n/a	n/a	n/a	n/a	n/a	n/a	n/a	n/a	n/a	n/a	n/a	n/a	n/a	n/a	n/a	n/a	n/a
Unit/Subunit 06Z																			
MOOSE	General Season		1	0	0	1	0	2	0	2	0	0	33.33	0.00	0.00	100.00	0.00	13	4.33
MT. GOAT	Federal	0806	0	0	0	0	0	1	1	0	0	0	0.00	0.00	0.00	0.00	0.00	1	1.00

1991-92 HUNTER INFORMATION BY UNIT/SUBUNIT: UNIT 06

SPECIES	TYPE	HUNT TOTAL	SUCCESSFUL HUNTERS				UNSUCCESSFUL HUNTERS				
			UNIT RES	OTHER STATE RES	NON-RES	UNKN. RES	TOTAL	UNIT RES	OTHER STATE RES	NON-RES	UNKN. RES
UNIT 06 TOTALS FOR SPECIES AND HUNT TYPE											
BEAVER	Trapping	n/a	n/a	n/a	n/a	n/a	n/a	n/a	n/a	n/a	n/a
BLACK BEAR	General Season	238	32	146	59	1	n/a	n/a	n/a	n/a	n/a
BROWN BEAR	General Season	48	8	16	24	n/a	n/a	n/a	n/a	n/a	n/a
COYOTE	Hunting/Trapping	n/a	n/a	n/a	n/a	n/a	n/a	n/a	n/a	n/a	n/a
DEER	General Season	742	378	356	8	0	886	215	654	17	0
FOX	Hunting/Trapping	n/a	n/a	n/a	n/a	n/a	n/a	n/a	n/a	n/a	n/a
LYNX	Hunting/Trapping	n/a	n/a	n/a	n/a	n/a	n/a	n/a	n/a	n/a	n/a
MARTEN	Trapping	n/a	n/a	n/a	n/a	n/a	n/a	n/a	n/a	n/a	n/a
MINK	Trapping	n/a	n/a	n/a	n/a	n/a	n/a	n/a	n/a	n/a	n/a
MOOSE	Drawing	41	40	1	0	0	22	20	2	0	0
MOOSE	General Season	124	57	27	37	3	81	29	41	10	1
MOOSE	Registration	35	31	4	0	0	154	137	17	0	0
MT. GOAT	Federal	0	0	0	0	0	1	1	0	0	0
MT. GOAT	Registration	50	7	23	20	0	58	10	43	5	0
OTTER	Trapping	n/a	n/a	n/a	n/a	n/a	1	n/a	1	n/a	n/a
SHEEP	General Season	0	0	0	0	0	0	0	0	0	0
WOLF	Hunting/Trapping	n/a	n/a	n/a	n/a	n/a	n/a	n/a	n/a	n/a	n/a
WOLVERINE	Hunting/Trapping	n/a	n/a	n/a	n/a	n/a	n/a	n/a	n/a	n/a	n/a
UNIT 06 TOTALS											
BEAVER	**TOTAL UNIT**	n/a	n/a	n/a	n/a	n/a	n/a	n/a	n/a	n/a	n/a
BLACK BEAR	**TOTAL UNIT**	238	32	146	59	1	n/a	n/a	n/a	n/a	n/a
BROWN BEAR	**TOTAL UNIT**	48	8	16	24	n/a	n/a	n/a	n/a	n/a	n/a
COYOTE	**TOTAL UNIT**	n/a	n/a	n/a	n/a	n/a	n/a	n/a	n/a	n/a	n/a
DEER	**TOTAL UNIT**	742	378	356	8	0	886	215	654	17	0
FOX	**TOTAL UNIT**	n/a	n/a	n/a	n/a	n/a	n/a	n/a	n/a	n/a	n/a
LYNX	**TOTAL UNIT**	n/a	n/a	n/a	n/a	n/a	n/a	n/a	n/a	n/a	n/a
MARTEN	**TOTAL UNIT**	n/a	n/a	n/a	n/a	n/a	n/a	n/a	n/a	n/a	n/a
MINK	**TOTAL UNIT**	n/a	n/a	n/a	n/a	n/a	n/a	n/a	n/a	n/a	n/a
MOOSE	**TOTAL UNIT**	200	128	32	37	3	257	186	60	10	1
MT. GOAT	**TOTAL UNIT**	50	7	23	20	0	59	11	43	5	0
OTTER	**TOTAL UNIT**	n/a	n/a	n/a	n/a	n/a	1	n/a	1	n/a	n/a
SHEEP	**TOTAL UNIT**	0	0	0	0	0	0	0	0	0	0
WOLF	**TOTAL UNIT**	n/a	n/a	n/a	n/a	n/a	n/a	n/a	n/a	n/a	n/a
WOLVERINE	**TOTAL UNIT**	n/a	n/a	n/a	n/a	n/a	n/a	n/a	n/a	n/a	n/a

1991-92 HUNTER INFORMATION BY UNIT/SUBUNIT: UNIT 07

			SUCCESSFUL HUNTERS					UNSUCCESSFUL HUNTERS					PERCENT SUCCESSFUL						
SPECIES	TYPE	HUNT	TOTAL	UNIT RES	OTHER STATE RES	NON-RES	UNKN. RES	TOTAL	UNIT RES	OTHER STATE RES	NON-RES	UNKN. RES	TOTAL	UNIT RES	OTHER STATE RES	NON-RES	UNKN. RES	TOTAL DAYS	AVG. EFFORT
Unit/Subunit 07																			
BEAVER	Trapping		n/a	n/a	n/a	n/a	n/a	n/a	n/a	n/a	n/a	n/a	n/a	n/a	n/a	n/a	n/a	n/a	n/a
BLACK BEAR	General Season		126	26	92	8	0	n/a	n/a	n/a	n/a	n/a	n/a	n/a	n/a	n/a	0.00	n/a	n/a
BROWN BEAR	General Season		1	1	0	0	0	n/a	n/a	n/a	n/a	n/a	n/a	n/a	0.00	0.00	0.00	n/a	n/a
CARIBOU	Drawing	0501	16	2	13	1	0	37	2	35	0	0	30.19	50.00	27.08	100.00	0.00	213	4.02
COYOTE	Hunting/Trapping		n/a	n/a	n/a	n/a	n/a	n/a	n/a	n/a	n/a	n/a	n/a	n/a	n/a	n/a	n/a	n/a	n/a
FOX	Hunting/Trapping		n/a	n/a	n/a	n/a	n/a	n/a	n/a	n/a	n/a	n/a	n/a	n/a	n/a	n/a	n/a	n/a	n/a
MARTEN	Trapping		n/a	n/a	n/a	n/a	n/a	n/a	n/a	n/a	n/a	n/a	n/a	n/a	n/a	n/a	n/a	n/a	n/a
MINK	Trapping		n/a	n/a	n/a	n/a	n/a	n/a	n/a	n/a	n/a	n/a	n/a	n/a	n/a	n/a	n/a	n/a	n/a
MOOSE	General Season		61	24	32	4	1	419	186	222	5	6	12.71	11.43	12.60	44.44	14.29	2752	5.73
MOOSE	Drawing	0910	13	0	13	0	0	6	0	6	0	0	68.42	0.00	68.42	0.00	0.00	53	2.79
MOOSE	Drawing	0911	28	0	28	0	0	6	0	6	0	0	82.35	0.00	82.35	0.00	0.00	90	2.65
MT. GOAT	Registration	0812	3	0	3	0	0	30	1	29	0	0	9.09	0.00	9.38	0.00	0.00	60	1.82
MT. GOAT	Drawing	0831	0	0	0	0	0	2	0	2	0	0	0.00	0.00	0.00	0.00	0.00	9	4.50
MT. GOAT	Drawing	0833	4	0	3	1	0	1	0	1	0	0	80.00	0.00	75.00	100.00	0.00	7	1.40
MT. GOAT	Drawing	0834	2	0	2	0	0	0	0	0	0	0	100.00	0.00	100.00	0.00	0.00	11	5.50
MT. GOAT	Drawing	0835	0	0	0	0	0	2	0	2	0	0	0.00	0.00	0.00	0.00	0.00	10	5.00
MT. GOAT	Drawing	0836	2	0	2	0	0	14	0	13	1	0	12.50	0.00	13.33	0.00	0.00	58	3.63
MT. GOAT	Drawing	0837	1	0	1	0	0	1	0	1	0	0	50.00	0.00	50.00	0.00	0.00	7	3.50
MT. GOAT	Drawing	0839	1	0	1	0	0	6	1	5	0	0	14.29	0.00	16.67	0.00	0.00	30	4.29
MT. GOAT	Drawing	0840	1	0	1	0	0	9	0	9	0	0	10.00	0.00	10.00	0.00	0.00	66	6.60
MT. GOAT	Drawing	0842	1	0	1	0	0	5	1	4	0	0	16.67	0.00	20.00	0.00	0.00	26	4.33
MT. GOAT	Drawing	0843	3	1	2	0	0	3	1	2	0	0	50.00	50.00	50.00	0.00	0.00	12	2.00
MT. GOAT	Drawing	0844	3	0	3	0	0	5	0	5	0	0	37.50	0.00	37.50	0.00	0.00	15	1.88
MT. GOAT	Drawing	0845	3	0	3	0	0	11	2	9	0	0	21.43	0.00	25.00	0.00	0.00	85	6.07
MT. GOAT	Drawing	0846	7	0	7	0	0	12	3	9	0	0	36.84	0.00	43.75	0.00	0.00	55	2.89
MT. GOAT	Drawing	0847	3	0	3	0	0	5	1	4	0	0	37.50	0.00	42.86	0.00	0.00	32	4.00
MT. GOAT	Registration	0848	10	0	8	2	0	21	0	21	0	0	32.26	0.00	27.59	100.00	0.00	58	1.87
MT. GOAT	Registration	0849	5	0	5	0	0	47	0	47	0	0	9.62	0.00	9.62	0.00	0.00	85	1.63
MT. GOAT	Registration	0851	0	0	0	0	0	2	0	2	0	0	0.00	0.00	0.00	0.00	0.00	1	0.50
MT. GOAT	Tier II	0852T	2	0	2	0	0	4	0	4	0	0	33.33	0.00	33.33	0.00	0.00	24	4.00
MT. GOAT	Registration	0883	5	0	5	0	0	1	0	1	0	0	83.33	0.00	83.33	0.00	0.00	8	1.33
MT. GOAT	Registration	0885	1	0	1	0	0	5	2	3	0	0	16.67	0.00	25.00	0.00	0.00	15	2.50
MT. GOAT	Registration	0886	16	0	14	2	0	11	0	10	1	0	59.26	0.00	58.33	66.67	0.00	58	2.15
OTTER	Trapping		n/a	n/a	n/a	n/a	n/a	n/a	n/a	n/a	n/a	n/a	n/a	n/a	n/a	n/a	n/a	n/a	n/a
SHEEP	General Season		14	1	10	1	2	79	14	61	1	3	15.05	6.67	14.08	50.00	40.00	306	3.29
WOLF	Hunting/Trapping		n/a	n/a	n/a	n/a	n/a	n/a	n/a	n/a	n/a	n/a	n/a	n/a	n/a	n/a	n/a	n/a	n/a
WOLVERINE	Hunting/Trapping		n/a	n/a	n/a	n/a	n/a	n/a	n/a	n/a	n/a	n/a	n/a	n/a	n/a	n/a	n/a	n/a	n/a

1991-92 HUNTER INFORMATION BY UNIT/SUBUNIT: UNIT 07

SPECIES	TYPE	HUNT TOTAL	SUCCESSFUL HUNTERS				UNSUCCESSFUL HUNTERS				
			UNIT RES	OTHER STATE RES	NON-RES	UNKN. RES	TOTAL	UNIT RES	OTHER STATE RES	NON-RES	UNKN. RES
UNIT 07 TOTALS FOR SPECIES AND HUNT TYPE											
BEAVER	Trapping	n/a	n/a	n/a	n/a	n/a	n/a	n/a	n/a	n/a	n/a
BLACK BEAR	General Season	126	26	92	8	n/a	n/a	n/a	n/a	n/a	n/a
BROWN BEAR	General Season	1	1	n/a	n/a	n/a	n/a	n/a	n/a	n/a	n/a
CARIBOU	Drawing	16	2	13	1	0	37	2	35	0	0
COYOTE	Hunting/Trapping	n/a	n/a	n/a	n/a	n/a	n/a	n/a	n/a	n/a	n/a
FOX	Hunting/Trapping	n/a	n/a	n/a	n/a	n/a	n/a	n/a	n/a	n/a	n/a
MARTEN	Trapping	n/a	n/a	n/a	n/a	n/a	n/a	n/a	n/a	n/a	n/a
MINK	Trapping	n/a	n/a	n/a	n/a	n/a	n/a	n/a	n/a	n/a	n/a
MOOSE	Drawing	41	0	41	0	0	12	0	12	0	0
MOOSE	General Season	61	24	32	4	1	419	186	222	5	6
MT. GOAT	Drawing	31	1	29	1	0	76	9	66	1	0
MT. GOAT	Registration	40	0	36	4	0	117	3	113	1	0
MT. GOAT	Tier II	2	0	2	0	0	4	0	4	0	0
OTTER	Trapping	n/a	n/a	n/a	n/a	n/a	n/a	n/a	n/a	n/a	n/a
SHEEP	General Season	14	1	10	1	2	79	14	61	1	3
WOLF	Hunting/Trapping	n/a	n/a	n/a	n/a	n/a	n/a	n/a	n/a	n/a	n/a
WOLVERINE	Hunting/Trapping	n/a	n/a	n/a	n/a	n/a	n/a	n/a	n/a	n/a	n/a
UNIT 07 TOTALS											
BEAVER	**TOTAL UNIT**	n/a	n/a	n/a	n/a	n/a	n/a	n/a	n/a	n/a	n/a
BLACK BEAR	**TOTAL UNIT**	126	26	92	8	n/a	n/a	n/a	n/a	n/a	n/a
BROWN BEAR	**TOTAL UNIT**	1	1	n/a	n/a	n/a	n/a	n/a	n/a	n/a	n/a
CARIBOU	**TOTAL UNIT**	16	2	13	1	0	37	2	35	0	0
COYOTE	**TOTAL UNIT**	n/a	n/a	n/a	n/a	n/a	n/a	n/a	n/a	n/a	n/a
FOX	**TOTAL UNIT**	n/a	n/a	n/a	n/a	n/a	n/a	n/a	n/a	n/a	n/a
MARTEN	**TOTAL UNIT**	n/a	n/a	n/a	n/a	n/a	n/a	n/a	n/a	n/a	n/a
MINK	**TOTAL UNIT**	n/a	n/a	n/a	n/a	n/a	n/a	n/a	n/a	n/a	n/a
MOOSE	**TOTAL UNIT**	102	24	73	4	1	431	186	234	5	6
MT. GOAT	**TOTAL UNIT**	73	1	67	5	0	197	12	183	2	0
OTTER	**TOTAL UNIT**	n/a	n/a	n/a	n/a	n/a	n/a	n/a	n/a	n/a	n/a
SHEEP	**TOTAL UNIT**	14	1	10	1	2	79	14	61	1	3
WOLF	**TOTAL UNIT**	n/a	n/a	n/a	n/a	n/a	n/a	n/a	n/a	n/a	n/a
WOLVERINE	**TOTAL UNIT**	n/a	n/a	n/a	n/a	n/a	n/a	n/a	n/a	n/a	n/a

1991-92 HUNTER INFORMATION BY UNIT/SUBUNIT: UNIT 08

SPECIES	TYPE	HUNT	SUCCESSFUL HUNTERS TOTAL	UNIT RES	OTHER STATE RES	NON-RES	UNKN. RES	UNSUCCESSFUL HUNTERS TOTAL	UNIT RES	OTHER STATE RES	NON-RES	UNKN. RES	PERCENT SUCCESSFUL TOTAL	UNIT RES	OTHER STATE RES	NON-RES	UNKN. RES	TOTAL DAYS	AVG. EFFORT
Unit/Subunit 08																			
BEAVER	Trapping		n/a	n/a	n/a	n/a	n/a	n/a	n/a	n/a	n/a	n/a	n/a	n/a	n/a	n/a	n/a	n/a	n/a
BROWN BEAR	Drawing	0201	0	0	0	0	0	1	0	1	0	0	0.00	0.00	0.00	0.00	0.00	9	9.00
BROWN BEAR	Registration	0201	0	0	0	0	0	0	0	0	0	0	0.00	0.00	0.00	0.00	0.00	0	n/a
BROWN BEAR	**TOTAL HUNT**	0201	0	0	0	0	0	1	0	1	0	0							
BROWN BEAR	Drawing	0202	0	0	0	0	0	1	1	0	0	0	0.00	0.00	0.00	0.00	0.00	8	8.00
BROWN BEAR	Registration	0202	0	0	0	0	0	1	0	0	1	0	0.00	0.00	0.00	0.00	0.00	6	6.00
BROWN BEAR	**TOTAL HUNT**	0202	0	0	0	0	0	2	1	0	1	0							
BROWN BEAR	Drawing	0203	1	0	1	0	0	2	0	2	0	0	33.33	0.00	33.33	0.00	0.00	13	4.33
BROWN BEAR	Registration	0203	0	0	0	0	0	2	0	0	2	0	0.00	0.00	0.00	0.00	0.00	27	13.50
BROWN BEAR	**TOTAL HUNT**	0203	1	0	1	0	0	4	0	2	2	0							
BROWN BEAR	Drawing	0204	2	0	2	0	0	0	0	0	0	0	100.00	0.00	100.00	0.00	0.00	19	9.50
BROWN BEAR	Registration	0204	0	0	0	0	0	2	0	0	2	0	0.00	0.00	0.00	0.00	0.00	13	6.50
BROWN BEAR	**TOTAL HUNT**	0204	2	0	2	0	0	2	0	0	2	0							
BROWN BEAR	Drawing	0205	0	0	0	0	0	2	0	2	0	0	0.00	0.00	0.00	0.00	0.00	11	5.50
BROWN BEAR	Registration	0205	0	0	0	0	0	0	0	0	0	0	0.00	0.00	0.00	0.00	0.00	0	n/a
BROWN BEAR	**TOTAL HUNT**	0205	0	0	0	0	0	2	0	2	0	0							
BROWN BEAR	Drawing	0206	0	0	0	0	0	2	0	2	0	0	0.00	0.00	0.00	0.00	0.00	18	9.00
BROWN BEAR	Registration	0206	2	0	0	2	0	0	0	0	0	0	100.00	0.00	0.00	100.00	0.00	5	2.50
BROWN BEAR	**TOTAL HUNT**	0206	2	0	0	2	0	2	0	2	0	0							
BROWN BEAR	Drawing	0207	1	0	1	0	0	1	0	1	0	0	50.00	0.00	50.00	0.00	0.00	9	4.50
BROWN BEAR	Registration	0207	0	0	0	0	0	1	0	0	1	0	0.00	0.00	0.00	0.00	0.00	5	5.00
BROWN BEAR	**TOTAL HUNT**	0207	1	0	1	0	0	2	0	1	1	0							
BROWN BEAR	Drawing	0208	1	0	1	0	0	2	0	2	0	0	33.33	0.00	33.33	0.00	0.00	22	7.33
BROWN BEAR	Registration	0208	2	0	0	0	2	0	0	0	0	0	100.00	0.00	0.00	0.00	100.00	13	6.50
BROWN BEAR	**TOTAL HUNT**	0208	3	0	1	0	2	2	0	2	0	0							
BROWN BEAR	Drawing	0209	0	0	0	0	0	0	0	0	0	0	0.00	0.00	0.00	0.00	0.00	0	n/a
BROWN BEAR	Registration	0209	1	0	0	1	0	0	0	0	0	0	100.00	0.00	0.00	100.00	0.00	11	11.00
BROWN BEAR	**TOTAL HUNT**	0209	1	0	0	1	0	0	0	0	0	0							
BROWN BEAR	Drawing	0210	2	1	0	1	0	0	0	0	0	0	100.00	100.00	0.00	100.00	0.00	3	1.50
BROWN BEAR	Registration	0210	1	0	0	1	0	1	0	0	1	0	50.00	0.00	0.00	50.00	0.00	29	14.50
BROWN BEAR	**TOTAL HUNT**	0210	3	1	0	2	0	1	0	0	1	0							
BROWN BEAR	Drawing	0211	2	0	2	0	0	1	1	0	0	0	66.67	0.00	100.00	0.00	0.00	10	3.33
BROWN BEAR	Registration	0211	2	0	0	2	0	0	0	0	0	0	100.00	0.00	0.00	100.00	0.00	4	2.00
BROWN BEAR	**TOTAL HUNT**	0211	4	0	2	2	0	1	1	0	0	0							
BROWN BEAR	Drawing	0212	0	0	0	0	0	1	0	1	0	0	0.00	0.00	0.00	0.00	0.00	7	7.00
BROWN BEAR	Registration	0212	0	0	0	0	0	0	0	0	0	0	0.00	0.00	0.00	0.00	0.00	0	n/a
BROWN BEAR	**TOTAL HUNT**	0212	0	0	0	0	0	1	0	1	0	0							
BROWN BEAR	Drawing	0213	1	1	0	0	0	1	1	0	0	0	50.00	50.00	0.00	0.00	0.00	26	13.00
BROWN BEAR	Registration	0213	2	0	0	2	0	0	0	0	0	0	100.00	0.00	0.00	100.00	0.00	23	11.50
BROWN BEAR	**TOTAL HUNT**	0213	3	1	0	2	0	1	1	0	0	0							
BROWN BEAR	Drawing	0214	2	0	2	0	0	1	0	1	0	0	66.67	0.00	66.67	0.00	0.00	14	4.67

1991-92 HUNTER INFORMATION BY UNIT/SUBUNIT: UNIT 08

SPECIES	TYPE	HUNT	SUCCESSFUL HUNTERS TOTAL	UNIT RES	OTHER STATE RES	NON-RES	UNKN. RES	UNSUCCESSFUL HUNTERS TOTAL	UNIT RES	OTHER STATE RES	NON-RES	UNKN. RES	PERCENT SUCCESSFUL TOTAL	UNIT RES	OTHER STATE RES	NON-RES	UNKN. RES	TOTAL DAYS	AVG. EFFORT
Unit/Subunit 08																			
BROWN BEAR	Registration	0214	0	0	0	0	0	2	0	0	2	0	0.00	0.00	0.00	0.00	0.00	66	33.00
BROWN BEAR	**TOTAL HUNT**	0214	2	0	2	0	0	3	0	1	2	0							
BROWN BEAR	Drawing	0215	1	0	1	0	0	1	0	1	0	0	50.00	0.00	50.00	0.00	0.00	19	9.50
BROWN BEAR	Registration	0215	0	0	0	0	0	1	0	0	1	0	0.00	0.00	0.00	0.00	0.00	13	13.00
BROWN BEAR	**TOTAL HUNT**	0215	1	0	1	0	0	2	0	1	1	0							
BROWN BEAR	Drawing	0216	2	2	0	0	0	0	0	0	0	0	100.00	100.00	0.00	0.00	0.00	8	4.00
BROWN BEAR	Registration	0216	0	0	0	0	0	2	0	0	2	0	0.00	0.00	0.00	0.00	0.00	20	10.00
BROWN BEAR	**TOTAL HUNT**	0216	2	2	0	0	0	2	0	0	2	0							
BROWN BEAR	Drawing	0217	1	0	1	0	0	1	0	1	0	0	50.00	0.00	50.00	0.00	0.00	6	3.00
BROWN BEAR	Registration	0217	1	0	0	1	0	1	0	0	1	0	50.00	0.00	0.00	50.00	0.00	24	12.00
BROWN BEAR	**TOTAL HUNT**	0217	2	0	1	1	0	2	0	1	1	0							
BROWN BEAR	Drawing	0218	0	0	0	0	0	1	0	1	0	0	0.00	0.00	0.00	0.00	0.00	13	13.00
BROWN BEAR	Registration	0218	1	0	0	1	0	0	0	0	0	0	100.00	0.00	0.00	100.00	0.00	9	9.00
BROWN BEAR	**TOTAL HUNT**	0218	1	0	0	1	0	1	0	1	0	0							
BROWN BEAR	Drawing	0219	0	0	0	0	0	2	0	2	0	0	0.00	0.00	0.00	0.00	0.00	21	10.50
BROWN BEAR	Registration	0219	0	0	0	0	0	1	0	0	1	0	0.00	0.00	0.00	0.00	0.00	11	11.00
BROWN BEAR	**TOTAL HUNT**	0219	0	0	0	0	0	3	0	2	1	0							
BROWN BEAR	Drawing	0220	0	0	0	0	0	1	0	1	0	0	0.00	0.00	0.00	0.00	0.00	13	13.00
BROWN BEAR	Registration	0220	0	0	0	0	0	1	0	0	1	0	0.00	0.00	0.00	0.00	0.00	12	12.00
BROWN BEAR	**TOTAL HUNT**	0220	0	0	0	0	0	2	0	1	1	0							
BROWN BEAR	Drawing	0221	0	0	0	0	0	2	0	2	0	0	0.00	0.00	0.00	0.00	0.00	19	9.50
BROWN BEAR	Registration	0221	1	0	0	1	0	1	0	0	1	0	50.00	0.00	0.00	50.00	0.00	19	9.50
BROWN BEAR	**TOTAL HUNT**	0221	1	0	0	1	0	3	0	2	1	0							
BROWN BEAR	Drawing	0222	0	0	0	0	0	2	1	1	0	0	0.00	0.00	0.00	0.00	0.00	15	7.50
BROWN BEAR	Registration	0222	1	0	0	1	0	1	0	0	1	0	50.00	0.00	0.00	50.00	0.00	24	12.00
BROWN BEAR	**TOTAL HUNT**	0222	1	0	0	1	0	3	1	1	1	0							
BROWN BEAR	Drawing	0223	1	0	1	0	0	1	0	1	0	0	50.00	0.00	50.00	0.00	0.00	10	5.00
BROWN BEAR	Registration	0223	1	0	0	1	0	0	0	0	0	0	100.00	0.00	0.00	100.00	0.00	4	4.00
BROWN BEAR	**TOTAL HUNT**	0223	2	0	1	1	0	1	0	1	0	0							
BROWN BEAR	Drawing	0224	0	0	0	0	0	3	0	3	0	0	0.00	0.00	0.00	0.00	0.00	24	8.00
BROWN BEAR	Registration	0224	0	0	0	0	0	2	0	0	2	0	0.00	0.00	0.00	0.00	0.00	26	13.00
BROWN BEAR	**TOTAL HUNT**	0224	0	0	0	0	0	5	0	3	2	0							
BROWN BEAR	Drawing	0225	0	0	0	0	0	0	0	0	0	0	0.00	0.00	0.00	0.00	0.00	0	n/a
BROWN BEAR	Registration	0225	0	0	0	0	0	2	0	1	1	0	0.00	0.00	0.00	0.00	0.00	2	1.00
BROWN BEAR	**TOTAL HUNT**	0225	0	0	0	0	0	2	0	1	1	0							
BROWN BEAR	Drawing	0226	0	0	0	0	0	2	1	1	0	0	0.00	0.00	0.00	0.00	0.00	21	10.50
BROWN BEAR	Registration	0226	0	0	0	0	0	2	0	0	2	0	0.00	0.00	0.00	0.00	0.00	22	11.00
BROWN BEAR	**TOTAL HUNT**	0226	0	0	0	0	0	4	1	1	2	0							
BROWN BEAR	Drawing	0227	0	0	0	0	0	4	0	4	0	0	0.00	0.00	0.00	0.00	0.00	24	6.00
BROWN BEAR	Registration	0227	1	0	0	1	0	1	0	0	1	0	50.00	0.00	0.00	50.00	0.00	14	7.00
BROWN BEAR	**TOTAL HUNT**	0227	1	0	0	1	0	5	0	4	1	0							
BROWN BEAR	Drawing	0228	1	0	1	0	0	4	2	2	0	0	20.00	0.00	33.33	0.00	0.00	28	5.60

1991-92 HUNTER INFORMATION BY UNIT/SUBUNIT: UNIT 08

SPECIES	TYPE	HUNT	SUCCESSFUL HUNTERS TOTAL	UNIT RES	OTHER STATE RES	NON-RES	UNKN. RES	UNSUCCESSFUL HUNTERS TOTAL	UNIT RES	OTHER STATE RES	NON-RES	UNKN. RES	PERCENT SUCCESSFUL TOTAL	UNIT RES	OTHER STATE RES	NON-RES	UNKN. RES	TOTAL DAYS	AVG. EFFORT
Unit/Subunit 08																			
BROWN BEAR	Registration	0228	0	0	0	0	0	0	0	0	0	0	0.00	0.00	0.00	0.00	0.00	0	n/a
BROWN BEAR	**TOTAL HUNT**	0228	1	0	1	0	0	4	2	2	0	0							
BROWN BEAR	Drawing	0229	3	0	3	0	0	9	1	7	1	0	25.00	0.00	30.00	0.00	0.00	113	9.42
BROWN BEAR	Registration	0229	0	0	0	0	0	2	0	0	2	0	0.00	0.00	0.00	0.00	0.00	16	8.00
BROWN BEAR	**TOTAL HUNT**	0229	3	0	3	0	0	11	1	7	3	0							
BROWN BEAR	Drawing	0231	1	0	1	0	0	2	0	2	0	0	33.33	0.00	33.33	0.00	0.00	22	7.33
BROWN BEAR	Registration	0231	1	0	0	1	0	0	0	0	0	0	100.00	0.00	0.00	100.00	0.00	1	1.00
BROWN BEAR	**TOTAL HUNT**	0231	2	0	1	1	0	2	0	2	0	0							
BROWN BEAR	Drawing	0232	2	0	2	0	0	1	1	0	0	0	66.67	0.00	100.00	0.00	0.00	30	10.00
BROWN BEAR	Registration	0232	2	0	1	1	0	0	0	0	0	0	100.00	0.00	100.00	100.00	0.00	23	11.50
BROWN BEAR	**TOTAL HUNT**	0232	4	0	3	1	0	1	1	0	0	0							
BROWN BEAR	Drawing	0233	1	0	1	0	0	3	0	3	0	0	25.00	0.00	25.00	0.00	0.00	35	8.75
BROWN BEAR	Registration	0233	1	0	1	0	0	1	0	0	1	0	50.00	0.00	100.00	0.00	0.00	23	11.50
BROWN BEAR	**TOTAL HUNT**	0233	2	0	2	0	0	4	0	3	1	0							
BROWN BEAR	Drawing	0234	2	0	2	0	0	0	0	0	0	0	100.00	0.00	100.00	0.00	0.00	21	10.50
BROWN BEAR	Registration	0234	2	0	0	2	0	1	0	0	1	0	66.67	0.00	0.00	66.67	0.00	12	4.00
BROWN BEAR	**TOTAL HUNT**	0234	4	0	2	2	0	1	0	0	1	0							
BROWN BEAR	Drawing	0235	0	0	0	0	0	2	0	1	1	0	0.00	0.00	0.00	0.00	0.00	8	4.00
BROWN BEAR	Registration	0235	3	0	0	3	0	0	0	0	0	0	100.00	0.00	0.00	100.00	0.00	3	1.00
BROWN BEAR	**TOTAL HUNT**	0235	3	0	0	3	0	2	0	1	1	0							
BROWN BEAR	Drawing	0236	0	0	0	0	0	3	0	3	0	0	0.00	0.00	0.00	0.00	0.00	33	11.00
BROWN BEAR	Registration	0236	2	0	0	2	0	1	0	0	1	0	66.67	0.00	0.00	66.67	0.00	19	6.33
BROWN BEAR	**TOTAL HUNT**	0236	2	0	0	2	0	4	0	3	1	0							
BROWN BEAR	Drawing	0237	4	2	2	0	0	1	0	1	0	0	80.00	100.00	66.67	0.00	0.00	18	3.60
BROWN BEAR	Registration	0237	4	0	0	4	0	0	0	0	0	0	100.00	0.00	0.00	100.00	0.00	37	9.25
BROWN BEAR	**TOTAL HUNT**	0237	8	2	2	4	0	1	0	1	0	0							
BROWN BEAR	Drawing	0238	1	0	1	0	0	3	0	3	0	0	25.00	0.00	25.00	0.00	0.00	25	6.25
BROWN BEAR	Registration	0238	4	0	0	4	0	0	0	0	0	0	100.00	0.00	0.00	100.00	0.00	40	10.00
BROWN BEAR	**TOTAL HUNT**	0238	5	0	1	4	0	3	0	3	0	0							
BROWN BEAR	Drawing	0239	2	0	2	0	0	3	0	3	0	0	40.00	0.00	40.00	0.00	0.00	38	7.60
BROWN BEAR	Registration	0239	2	0	0	2	0	1	0	0	1	0	66.67	0.00	0.00	66.67	0.00	31	10.33
BROWN BEAR	**TOTAL HUNT**	0239	4	0	2	2	0	4	0	3	1	0							
BROWN BEAR	Drawing	0240	1	1	0	0	0	2	1	1	0	0	33.33	50.00	0.00	0.00	0.00	13	4.33
BROWN BEAR	Registration	0240	2	0	0	2	0	1	0	0	1	0	66.67	0.00	0.00	66.67	0.00	24	8.00
BROWN BEAR	**TOTAL HUNT**	0240	3	1	0	2	0	3	1	1	1	0							
BROWN BEAR	Drawing	0241	3	0	3	0	0	1	0	1	0	0	75.00	0.00	75.00	0.00	0.00	25	6.25
BROWN BEAR	Registration	0241	3	0	0	3	0	0	0	0	0	0	100.00	0.00	0.00	100.00	0.00	37	12.33
BROWN BEAR	**TOTAL HUNT**	0241	6	0	3	3	0	1	0	1	0	0							
BROWN BEAR	Drawing	0242	2	0	2	0	0	2	0	2	0	0	50.00	0.00	50.00	0.00	0.00	20	5.00
BROWN BEAR	Registration	0242	3	0	0	3	0	0	0	0	0	0	100.00	0.00	0.00	100.00	0.00	18	6.00
BROWN BEAR	**TOTAL HUNT**	0242	5	0	2	3	0	2	0	2	0	0							
BROWN BEAR	Drawing	0243	3	0	3	0	0	1	0	1	0	0	75.00	0.00	75.00	0.00	0.00	39	9.75

1991-92 HUNTER INFORMATION BY UNIT/SUBUNIT: UNIT 08

SPECIES	TYPE	HUNT	SUCCESSFUL HUNTERS TOTAL	UNIT RES	OTHER STATE RES	NON-RES	UNKN. RES	UNSUCCESSFUL HUNTERS TOTAL	UNIT RES	OTHER STATE RES	NON-RES	UNKN. RES	PERCENT SUCCESSFUL TOTAL	UNIT RES	OTHER STATE RES	NON-RES	UNKN. RES	TOTAL DAYS	AVG. EFFORT
Unit/Subunit 08																			
BROWN BEAR	Registration	0243	3	0	0	3	0	0	0	0	0	0	100.00	0.00	0.00	100.00	0.00	27	9.00
BROWN BEAR	**TOTAL HUNT**	0243	6	0	3	3	0	1	0	1	0	0							
BROWN BEAR	Drawing	0244	0	0	0	0	0	1	0	1	0	0	0.00	0.00	0.00	0.00	0.00	10	10.00
BROWN BEAR	Registration	0244	1	0	0	1	0	2	0	0	2	0	33.33	0.00	0.00	33.33	0.00	23	7.67
BROWN BEAR	**TOTAL HUNT**	0244	1	0	0	1	0	3	0	1	2	0							
BROWN BEAR	Drawing	0245	1	0	1	0	0	3	0	3	0	0	25.00	0.00	25.00	0.00	0.00	27	6.75
BROWN BEAR	Registration	0245	2	0	0	2	0	0	0	0	0	0	100.00	0.00	0.00	100.00	0.00	20	10.00
BROWN BEAR	**TOTAL HUNT**	0245	3	0	1	2	0	3	0	3	0	0							
BROWN BEAR	Drawing	0246	3	0	3	0	0	3	0	3	0	0	50.00	0.00	50.00	0.00	0.00	27	4.50
BROWN BEAR	Registration	0246	2	0	0	2	0	1	0	0	1	0	66.67	0.00	0.00	66.67	0.00	20	6.67
BROWN BEAR	**TOTAL HUNT**	0246	5	0	3	2	0	4	0	3	1	0							
BROWN BEAR	Drawing	0247	2	1	1	0	0	1	0	1	0	0	66.67	100.00	50.00	0.00	0.00	26	8.67
BROWN BEAR	Registration	0247	2	0	0	2	0	1	0	0	1	0	66.67	0.00	0.00	66.67	0.00	29	9.67
BROWN BEAR	**TOTAL HUNT**	0247	4	1	1	2	0	2	0	1	1	0							
BROWN BEAR	Drawing	0248	1	0	1	0	0	5	0	5	0	0	16.67	0.00	16.67	0.00	0.00	68	11.33
BROWN BEAR	Registration	0248	4	0	0	4	0	0	0	0	0	0	100.00	0.00	0.00	100.00	0.00	34	8.50
BROWN BEAR	**TOTAL HUNT**	0248	5	0	1	4	0	5	0	5	0	0							
BROWN BEAR	Drawing	0249	0	0	0	0	0	3	0	3	0	0	0.00	0.00	0.00	0.00	0.00	26	8.67
BROWN BEAR	Registration	0249	2	0	0	2	0	1	0	0	1	0	66.67	0.00	0.00	66.67	0.00	17	5.67
BROWN BEAR	**TOTAL HUNT**	0249	2	0	0	2	0	4	0	3	1	0							
BROWN BEAR	Drawing	0250	0	0	0	0	0	1	0	1	0	0	0.00	0.00	0.00	0.00	0.00	11	11.00
BROWN BEAR	Registration	0250	1	0	0	1	0	2	0	0	2	0	33.33	0.00	0.00	33.33	0.00	26	8.67
BROWN BEAR	**TOTAL HUNT**	0250	1	0	0	1	0	3	0	1	2	0							
BROWN BEAR	Drawing	0251	1	0	1	0	0	2	0	2	0	0	33.33	0.00	33.33	0.00	0.00	26	8.67
BROWN BEAR	Registration	0251	1	0	0	1	0	1	0	0	1	0	50.00	0.00	0.00	50.00	0.00	5	2.50
BROWN BEAR	**TOTAL HUNT**	0251	2	0	1	1	0	3	0	2	1	0							
BROWN BEAR	Drawing	0252	0	0	0	0	0	2	0	2	0	0	0.00	0.00	0.00	0.00	0.00	16	8.00
BROWN BEAR	Registration	0252	4	0	0	4	0	0	0	0	0	0	100.00	0.00	0.00	100.00	0.00	32	8.00
BROWN BEAR	**TOTAL HUNT**	0252	4	0	0	4	0	2	0	2	0	0							
BROWN BEAR	Drawing	0253	0	0	0	0	0	1	0	1	0	0	0.00	0.00	0.00	0.00	0.00	7	7.00
BROWN BEAR	Registration	0253	2	0	0	1	1	0	0	0	0	0	100.00	0.00	0.00	100.00	100.00	20	10.00
BROWN BEAR	**TOTAL HUNT**	0253	2	0	0	1	1	1	0	1	0	0							
BROWN BEAR	Drawing	0254	3	0	3	0	0	1	0	1	0	0	75.00	0.00	75.00	0.00	0.00	29	7.25
BROWN BEAR	Registration	0254	3	0	0	3	0	1	0	0	1	0	75.00	0.00	0.00	75.00	0.00	32	8.00
BROWN BEAR	**TOTAL HUNT**	0254	6	0	3	3	0	2	0	1	1	0							
BROWN BEAR	Drawing	0255	2	0	2	0	0	2	0	2	0	0	50.00	0.00	50.00	0.00	0.00	41	10.25
BROWN BEAR	Registration	0255	3	0	1	2	0	1	0	1	0	0	75.00	0.00	50.00	100.00	0.00	30	7.50
BROWN BEAR	**TOTAL HUNT**	0255	5	0	3	2	0	3	0	3	0	0							
BROWN BEAR	Drawing	0256	0	0	0	0	0	2	0	2	0	0	0.00	0.00	0.00	0.00	0.00	9	4.50
BROWN BEAR	Registration	0256	2	0	0	2	0	0	0	0	0	0	100.00	0.00	0.00	100.00	0.00	8	4.00
BROWN BEAR	**TOTAL HUNT**	0256	2	0	0	2	0	2	0	2	0	0							
BROWN BEAR	Drawing	0257	1	0	1	0	0	6	2	3	1	0	14.29	0.00	25.00	0.00	0.00	65	9.29

1991-92 HUNTER INFORMATION BY UNIT/SUBUNIT: UNIT 08

			SUCCESSFUL HUNTERS					UNSUCCESSFUL HUNTERS					PERCENT SUCCESSFUL						
SPECIES	TYPE	HUNT	TOTAL	UNIT RES	OTHER STATE RES	NON-RES	UNKN. RES	TOTAL	UNIT RES	OTHER STATE RES	NON-RES	UNKN. RES	TOTAL	UNIT RES	OTHER STATE RES	NON-RES	UNKN. RES	TOTAL DAYS	AVG. EFFORT
Unit/Subunit 08																			
BROWN BEAR	Registration	0257	1	0	0	1	0	2	0	0	2	0	33.33	0.00	0.00	33.33	0.00	34	11.33
BROWN BEAR	**TOTAL HUNT**	0257	2	0	1	1	0	8	2	3	3	0							
BROWN BEAR	Drawing	0258	0	0	0	0	0	7	2	5	0	0	0.00	0.00	0.00	0.00	0.00	52	7.43
BROWN BEAR	Registration	0258	1	0	0	1	0	1	0	0	1	0	50.00	0.00	0.00	50.00	0.00	5	2.50
BROWN BEAR	**TOTAL HUNT**	0258	1	0	0	1	0	8	2	5	1	0							
BROWN BEAR	Drawing	0259	1	0	1	0	0	23	3	19	1	0	4.17	0.00	5.00	0.00	0.00	167	6.96
BROWN BEAR	Registration	0259	6	0	0	5	1	4	0	0	4	0	60.00	0.00	0.00	55.56	100.00	86	8.60
BROWN BEAR	**TOTAL HUNT**	0259	7	0	1	5	1	27	3	19	5	0							
BROWN BEAR	Registration	0260F	5	4	0	0	1	62	47	14	1	0	7.46	7.84	0.00	0.00	100.00	400	5.97
BROWN BEAR	Registration	0260S	8	2	3	3	0	52	28	16	7	1	13.33	6.67	15.79	30.00	0.00	275	4.58
BROWN BEAR	**TOTAL HUNT**	0260	13	6	3	3	1	114	75	30	8	1							
DEER	General Season		3378	1414	1702	262	0	1043	479	479	85	0	76.41	74.70	78.04	75.50	0.00	24498	5.54
ELK	Drawing	0702	4	3	1	0	0	2	1	0	1	0	66.67	75.00	100.00	0.00	0.00	22	3.67
ELK	Drawing	0703	3	2	1	0	0	5	3	2	0	0	37.50	40.00	33.33	0.00	0.00	38	4.75
ELK	Drawing	0704	1	0	1	0	0	4	1	3	0	0	20.00	0.00	25.00	0.00	0.00	29	5.80
ELK	Drawing	0705	5	0	5	0	0	2	0	2	0	0	71.43	0.00	71.43	0.00	0.00	38	5.43
ELK	Drawing	0706	2	0	2	0	0	4	0	4	0	0	33.33	0.00	33.33	0.00	0.00	51	8.50
ELK	Drawing	0707	2	1	1	0	0	5	0	5	0	0	28.57	100.00	16.67	0.00	0.00	28	4.00
ELK	Drawing	0708	6	1	5	0	0	7	2	5	0	0	46.15	33.33	50.00	0.00	0.00	73	5.62
ELK	Drawing	0709	3	1	2	0	0	24	6	18	0	0	11.11	14.29	10.00	0.00	0.00	146	5.41
ELK	Drawing	0710	2	1	1	0	0	23	7	15	0	1	8.00	12.50	6.25	0.00	0.00	167	6.68
ELK	Registration	0750	35	25	8	2	0	151	76	62	13	0	18.82	24.75	11.43	13.33	0.00	841	4.52
ELK	Registration	0751	2	2	0	0	0	31	22	9	0	0	6.06	8.33	0.00	0.00	0.00	69	2.09
ELK	Registration	0752	36	21	13	2	0	196	99	84	13	0	15.52	17.50	13.40	13.33	0.00	1071	4.62
FOX	Hunting/Trapping		n/a	n/a	n/a	n/a	n/a	n/a	n/a	n/a	n/a	n/a	n/a	n/a	n/a	n/a	n/a	n/a	n/a
MARTEN	Trapping		n/a	n/a	n/a	n/a	n/a	n/a	n/a	n/a	n/a	n/a	n/a	n/a	n/a	n/a	n/a	n/a	n/a
MINK	Trapping		n/a	n/a	n/a	n/a	n/a	n/a	n/a	n/a	n/a	n/a	n/a	n/a	n/a	n/a	n/a	n/a	n/a
MT. GOAT	Drawing	0871	3	3	0	0	0	4	4	0	0	0	42.86	42.86	0.00	0.00	0.00	34	4.86
MT. GOAT	Drawing	0872	4	1	2	1	0	3	1	2	0	0	57.14	50.00	50.00	100.00	0.00	14	2.00
MT. GOAT	Drawing	0873	2	0	2	0	0	9	2	7	0	0	18.18	0.00	22.22	0.00	0.00	44	4.00
MT. GOAT	Drawing	0874	8	7	1	0	0	6	3	3	0	0	57.14	70.00	25.00	0.00	0.00	52	3.71
MT. GOAT	Drawing	0875	3	3	0	0	0	4	3	1	0	0	42.86	50.00	0.00	0.00	0.00	25	3.57
MT. GOAT	Drawing	0876	5	0	5	0	0	7	3	4	0	0	41.67	0.00	55.56	0.00	0.00	57	4.75
MT. GOAT	Drawing	0877	7	5	1	1	0	1	1	0	0	0	87.50	83.33	100.00	100.00	0.00	20	2.50
OTTER	Trapping		n/a	n/a	n/a	n/a	n/a	n/a	n/a	n/a	n/a	n/a	n/a	n/a	n/a	n/a	n/a	n/a	n/a
WOLF	Hunting/Trapping		0	0	0	0	0	n/a	n/a	n/a	n/a	n/a	0.00	0.00	0.00	0.00	0.00	n/a	n/a
WOLVERINE	Hunting/Trapping		0	0	0	0	0	n/a	n/a	n/a	n/a	n/a	0.00	0.00	0.00	0.00	0.00	n/a	n/a

1991-92 HUNTER INFORMATION BY UNIT/SUBUNIT: UNIT 08

SPECIES	TYPE	HUNT TOTAL	SUCCESSFUL HUNTERS				UNSUCCESSFUL HUNTERS				
			UNIT RES	OTHER STATE RES	NON-RES	UNKN. RES	TOTAL	UNIT RES	OTHER STATE RES	NON-RES	UNKN. RES
UNIT 08 TOTALS FOR SPECIES AND HUNT TYPE											
BEAVER	Trapping	n/a	n/a	n/a	n/a	n/a	n/a	n/a	n/a	n/a	n/a
BROWN BEAR	Drawing	58	8	49	1	0	135	17	114	4	0
BROWN BEAR	Registration	98	6	6	81	5	162	75	32	54	1
DEER	General Season	3378	1414	1702	262	0	1043	479	479	85	0
ELK	Drawing	28	9	19	0	0	76	20	54	1	1
ELK	Registration	73	48	21	4	0	378	197	155	26	0
FOX	Hunting/Trapping	n/a	n/a	n/a	n/a	n/a	n/a	n/a	n/a	n/a	n/a
MARTEN	Trapping	n/a	n/a	n/a	n/a	n/a	n/a	n/a	n/a	n/a	n/a
MINK	Trapping	n/a	n/a	n/a	n/a	n/a	n/a	n/a	n/a	n/a	n/a
MT. GOAT	Drawing	32	19	11	2	0	34	17	17	0	0
OTTER	Trapping	n/a	n/a	n/a	n/a	n/a	n/a	n/a	n/a	n/a	n/a
WOLF	Hunting/Trapping	n/a	n/a	n/a	n/a	n/a	n/a	n/a	n/a	n/a	n/a
WOLVERINE	Hunting/Trapping	n/a	n/a	n/a	n/a	n/a	n/a	n/a	n/a	n/a	n/a
UNIT 08 TOTALS											
BEAVER	**TOTAL UNIT**	n/a	n/a	n/a	n/a	n/a	n/a	n/a	n/a	n/a	n/a
BROWN BEAR	**TOTAL UNIT**	156	14	55	82	5	297	92	146	58	1
DEER	**TOTAL UNIT**	3378	1414	1702	262	0	1043	479	479	85	0
ELK	**TOTAL UNIT**	101	57	40	4	0	454	217	209	27	1
FOX	**TOTAL UNIT**	n/a	n/a	n/a	n/a	n/a	n/a	n/a	n/a	n/a	n/a
MARTEN	**TOTAL UNIT**	n/a	n/a	n/a	n/a	n/a	n/a	n/a	n/a	n/a	n/a
MINK	**TOTAL UNIT**	n/a	n/a	n/a	n/a	n/a	n/a	n/a	n/a	n/a	n/a
MT. GOAT	**TOTAL UNIT**	32	19	11	2	0	34	17	17	0	0
OTTER	**TOTAL UNIT**	n/a	n/a	n/a	n/a	n/a	n/a	n/a	n/a	n/a	n/a
WOLF	**TOTAL UNIT**	n/a	n/a	n/a	n/a	n/a	n/a	n/a	n/a	n/a	n/a
WOLVERINE	**TOTAL UNIT**	n/a	n/a	n/a	n/a	n/a	n/a	n/a	n/a	n/a	n/a

1991-92 HUNTER INFORMATION BY UNIT/SUBUNIT: UNIT 09

SPECIES	TYPE	HUNT	SUCCESSFUL HUNTERS TOTAL	UNIT RES	OTHER STATE RES	NON-RES	UNKN. RES	UNSUCCESSFUL HUNTERS TOTAL	UNIT RES	OTHER STATE RES	NON-RES	UNKN. RES	PERCENT SUCCESSFUL TOTAL	UNIT RES	OTHER STATE RES	NON-RES	UNKN. RES	TOTAL DAYS	AVG. EFFORT
Unit/Subunit 09A																			
BEAVER	Trapping		0	0	0	0	0	n/a	n/a	n/a	n/a	n/a	0.00	0.00	0.00	0.00	0.00	n/a	n/a
BLACK BEAR	General Season		n/a	n/a	n/a	n/a	n/a	n/a	n/a	n/a	n/a	n/a	n/a	n/a	n/a	n/a	n/a	n/a	n/a
BROWN BEAR	General Season		43	0	12	31	0	n/a	n/a	n/a	n/a	n/a	n/a	0.00	n/a	n/a	0.00	n/a	n/a
CARIBOU	General Season		n/a	n/a	n/a	n/a	n/a	n/a	n/a	n/a	n/a	n/a	n/a	n/a	n/a	n/a	n/a	n/a	n/a
COYOTE	Hunting/Trapping		n/a	n/a	n/a	n/a	n/a	n/a	n/a	n/a	n/a	n/a	n/a	n/a	n/a	n/a	n/a	n/a	n/a
FOX	Hunting/Trapping		n/a	n/a	n/a	n/a	n/a	n/a	n/a	n/a	n/a	n/a	n/a	n/a	n/a	n/a	n/a	n/a	n/a
LYNX	Hunting/Trapping		0	0	0	0	0	n/a	n/a	n/a	n/a	n/a	0.00	0.00	0.00	0.00	0.00	n/a	n/a
MARTEN	Trapping		n/a	n/a	n/a	n/a	n/a	n/a	n/a	n/a	n/a	n/a	n/a	n/a	n/a	n/a	n/a	n/a	n/a
MINK	Trapping		n/a	n/a	n/a	n/a	n/a	n/a	n/a	n/a	n/a	n/a	n/a	n/a	n/a	n/a	n/a	n/a	n/a
MOOSE	General Season		5	0	5	0	0	16	0	14	2	0	23.81	0.00	26.32	0.00	0.00	110	5.24
OTTER	Trapping		0	0	0	0	0	n/a	n/a	n/a	n/a	n/a	0.00	0.00	0.00	0.00	0.00	n/a	n/a
SHEEP	General Season		0	0	0	0	0	0	n/a	n/a	0	0	0.00	0.00	0.00	0.00	0.00	0	n/a
WOLF	Hunting/Trapping		0	0	0	0	0	n/a	n/a	n/a	n/a	n/a	0.00	0.00	0.00	0.00	0.00	n/a	n/a
WOLVERINE	Hunting/Trapping		n/a	n/a	n/a	n/a	n/a	n/a	n/a	n/a	n/a	n/a	n/a	n/a	n/a	n/a	n/a	n/a	n/a
Unit/Subunit 09B																			
BEAVER	Trapping		n/a	n/a	n/a	n/a	n/a	n/a	n/a	n/a	n/a	n/a	n/a	n/a	n/a	n/a	n/a	n/a	n/a
BLACK BEAR	General Season		n/a	n/a	n/a	n/a	n/a	n/a	n/a	n/a	n/a	n/a	n/a	n/a	n/a	n/a	n/a	n/a	n/a
BROWN BEAR	General Season		34	3	3	28	0	n/a	n/a	n/a	n/a	n/a	n/a	n/a	n/a	n/a	0.00	n/a	n/a
CARIBOU	General Season		n/a	n/a	n/a	n/a	n/a	n/a	n/a	n/a	n/a	n/a	n/a	n/a	n/a	n/a	n/a	n/a	n/a
COYOTE	Hunting/Trapping		n/a	n/a	n/a	n/a	n/a	n/a	n/a	n/a	n/a	n/a	n/a	n/a	n/a	n/a	n/a	n/a	n/a
FOX	Hunting/Trapping		n/a	n/a	n/a	n/a	n/a	n/a	n/a	n/a	n/a	n/a	n/a	n/a	n/a	n/a	n/a	n/a	n/a
LYNX	Hunting/Trapping		n/a	n/a	n/a	n/a	n/a	n/a	n/a	n/a	n/a	n/a	n/a	n/a	n/a	n/a	n/a	n/a	n/a
MARTEN	Trapping		n/a	n/a	n/a	n/a	n/a	n/a	n/a	n/a	n/a	n/a	n/a	n/a	n/a	n/a	n/a	n/a	n/a
MINK	Trapping		n/a	n/a	n/a	n/a	n/a	n/a	n/a	n/a	n/a	n/a	n/a	n/a	n/a	n/a	n/a	n/a	n/a
MOOSE	General Season		57	14	14	27	2	109	18	47	43	1	34.34	43.75	22.95	38.57	66.67	1019	6.14
OTTER	Trapping		n/a	n/a	n/a	n/a	n/a	n/a	n/a	n/a	n/a	n/a	n/a	n/a	n/a	n/a	n/a	n/a	n/a
SHEEP	General Season		2	2	0	0	0	3	2	0	0	1	40.00	50.00	0.00	0.00	0.00	7	1.40
WOLF	Hunting/Trapping		n/a	n/a	n/a	n/a	n/a	n/a	n/a	n/a	n/a	n/a	n/a	n/a	n/a	n/a	n/a	n/a	n/a
WOLVERINE	Hunting/Trapping		n/a	n/a	n/a	n/a	n/a	n/a	n/a	n/a	n/a	n/a	n/a	n/a	n/a	n/a	n/a	n/a	n/a
Unit/Subunit 09C																			
BEAVER	Trapping		n/a	n/a	n/a	n/a	n/a	n/a	n/a	n/a	n/a	n/a	n/a	n/a	n/a	n/a	n/a	n/a	n/a
BLACK BEAR	General Season		n/a	n/a	n/a	n/a	n/a	n/a	n/a	n/a	n/a	n/a	n/a	n/a	n/a	n/a	n/a	n/a	n/a
BROWN BEAR	General Season		19	1	2	16	0	n/a	n/a	n/a	n/a	n/a	n/a	n/a	n/a	n/a	0.00	n/a	n/a
BROWN BEAR	Registration	0261F	4	2	1	1	0	n/a	n/a	n/a	n/a	n/a	n/a	n/a	n/a	n/a	0.00	n/a	n/a
BROWN BEAR	Registration	0261S	1	0	1	0	0	6	2	3	1	0	14.29	0.00	25.00	0.00	0.00	n/a	n/a
BROWN BEAR	**TOTAL HUNT**	0261	5	2	2	1	0	6	2	3	1	0							
BROWN BEAR	**TOTAL SUBUNIT**		24	3	4	17	0	6	2	3	1	0							
CARIBOU	General Season		n/a	n/a	n/a	n/a	n/a	n/a	n/a	n/a	n/a	n/a	n/a	n/a	n/a	n/a	n/a	n/a	n/a
COYOTE	Hunting/Trapping		n/a	n/a	n/a	n/a	n/a	n/a	n/a	n/a	n/a	n/a	n/a	n/a	n/a	n/a	n/a	n/a	n/a

1991-92 HUNTER INFORMATION BY UNIT/SUBUNIT: UNIT 09

SPECIES	TYPE	HUNT	SUCCESSFUL HUNTERS TOTAL	UNIT RES	OTHER STATE RES	NON-RES	UNKN. RES	UNSUCCESSFUL HUNTERS TOTAL	UNIT RES	OTHER STATE RES	NON-RES	UNKN. RES	PERCENT SUCCESSFUL TOTAL	UNIT RES	OTHER STATE RES	NON-RES	UNKN. RES	TOTAL DAYS	AVG. EFFORT
Unit/Subunit 09C																			
FOX	Hunting/Trapping		n/a	n/a	n/a	n/a	n/a	n/a	n/a	n/a	n/a	n/a	n/a	n/a	n/a	n/a	n/a	n/a	n/a
LYNX	Hunting/Trapping		n/a	n/a	n/a	n/a	n/a	n/a	n/a	n/a	n/a	n/a	n/a	n/a	n/a	n/a	n/a	n/a	n/a
MARTEN	Trapping		n/a	n/a	n/a	n/a	n/a	n/a	n/a	n/a	n/a	n/a	n/a	n/a	n/a	n/a	n/a	n/a	n/a
MINK	Trapping		n/a	n/a	n/a	n/a	n/a	n/a	n/a	n/a	n/a	n/a	n/a	n/a	n/a	n/a	n/a	n/a	n/a
MOOSE	General Season		47	28	7	12	0	110	62	33	11	4	29.94	31.11	17.50	52.17	0.00	830	5.29
MOOSE	Registration	0972	17	13	4	0	0	68	29	32	0	7	20.00	30.95	11.11	0.00	0.00	280	3.29
MOOSE	**TOTAL SUBUNIT**		64	41	11	12	0	178	91	65	11	11							
OTTER	Trapping		n/a	n/a	n/a	n/a	n/a	n/a	n/a	n/a	n/a	n/a	n/a	n/a	n/a	n/a	n/a	n/a	n/a
SHEEP	General Season		0	0	0	0	0	0	0	0	0	0	0.00	0.00	0.00	0.00	0.00	0	n/a
WOLF	Hunting/Trapping		n/a	n/a	n/a	n/a	n/a	n/a	n/a	n/a	n/a	n/a	n/a	n/a	n/a	n/a	n/a	n/a	n/a
WOLVERINE	Hunting/Trapping		n/a	n/a	n/a	n/a	n/a	n/a	n/a	n/a	n/a	n/a	n/a	n/a	n/a	n/a	n/a	n/a	n/a
Unit/Subunit 09D																			
BEAVER	Trapping		0	0	0	0	0	n/a	n/a	n/a	n/a	n/a	0.00	0.00	0.00	0.00	0.00	n/a	n/a
BLACK BEAR	General Season		n/a	n/a	n/a	n/a	n/a	n/a	n/a	n/a	n/a	n/a	n/a	n/a	n/a	n/a	n/a	n/a	n/a
BROWN BEAR	General Season		111	3	24	82	2	n/a	n/a	n/a	n/a	n/a	n/a	n/a	n/a	n/a	n/a	n/a	n/a
BROWN BEAR	Registration	0262F	2	0	2	0	0	n/a	n/a	n/a	n/a	n/a	n/a	0.00	n/a	0.00	0.00	n/a	n/a
BROWN BEAR	Registration	0262S	2	1	0	1	0	2	2	0	0	0	50.00	33.33	0.00	100.00	0.00	20	5.00
BROWN BEAR	**TOTAL HUNT**	0262	4	1	2	1	0	2	2	0	0	0							
BROWN BEAR	**TOTAL SUBUNIT**		115	4	26	83	2	2	2	0	0	0							
CARIBOU	General Season		n/a	n/a	n/a	n/a	n/a	n/a	n/a	n/a	n/a	n/a	n/a	n/a	n/a	n/a	n/a	n/a	n/a
COYOTE	Hunting/Trapping		n/a	n/a	n/a	n/a	n/a	n/a	n/a	n/a	n/a	n/a	n/a	n/a	n/a	n/a	n/a	n/a	n/a
FOX	Hunting/Trapping		n/a	n/a	n/a	n/a	n/a	n/a	n/a	n/a	n/a	n/a	n/a	n/a	n/a	n/a	n/a	n/a	n/a
LYNX	Hunting/Trapping		0	0	0	0	0	n/a	n/a	n/a	n/a	n/a	0.00	0.00	0.00	0.00	0.00	n/a	n/a
MARTEN	Trapping		n/a	n/a	n/a	n/a	n/a	n/a	n/a	n/a	n/a	n/a	n/a	n/a	n/a	n/a	n/a	n/a	n/a
MINK	Trapping		n/a	n/a	n/a	n/a	n/a	n/a	n/a	n/a	n/a	n/a	n/a	n/a	n/a	n/a	n/a	n/a	n/a
MOOSE	General Season		1	1	0	0	0	1	0	1	0	0	50.00	100.00	0.00	0.00	0.00	11	5.50
OTTER	Trapping		n/a	n/a	n/a	n/a	n/a	n/a	n/a	n/a	n/a	n/a	n/a	n/a	n/a	n/a	n/a	n/a	n/a
WOLF	Hunting/Trapping		n/a	n/a	n/a	n/a	n/a	n/a	n/a	n/a	n/a	n/a	n/a	n/a	n/a	n/a	n/a	n/a	n/a
WOLVERINE	Hunting/Trapping		n/a	n/a	n/a	n/a	n/a	n/a	n/a	n/a	n/a	n/a	n/a	n/a	n/a	n/a	n/a	n/a	n/a
Unit/Subunit 09E																			
BEAVER	Trapping		n/a	n/a	n/a	n/a	n/a	n/a	n/a	n/a	n/a	n/a	n/a	n/a	n/a	n/a	n/a	n/a	n/a
BLACK BEAR	General Season		n/a	n/a	n/a	n/a	n/a	n/a	n/a	n/a	n/a	n/a	n/a	n/a	n/a	n/a	n/a	n/a	n/a
BROWN BEAR	General Season		326	3	73	250	0	n/a	n/a	n/a	n/a	n/a	n/a	n/a	n/a	n/a	0.00	n/a	n/a
CARIBOU	General Season		n/a	n/a	n/a	n/a	n/a	n/a	n/a	n/a	n/a	n/a	n/a	n/a	n/a	n/a	n/a	n/a	n/a
CARIBOU	Federal	0509	0	0	0	0	0	1	1	0	0	0	0.00	0.00	0.00	0.00	0.00	5	5.00
CARIBOU	**TOTAL SUBUNIT**		0	0	0	0	0	1	1	0	0	0							
COYOTE	Hunting/Trapping		n/a	n/a	n/a	n/a	n/a	n/a	n/a	n/a	n/a	n/a	n/a	n/a	n/a	n/a	n/a	n/a	n/a
FOX	Hunting/Trapping		n/a	n/a	n/a	n/a	n/a	n/a	n/a	n/a	n/a	n/a	n/a	n/a	n/a	n/a	n/a	n/a	n/a
LYNX	Hunting/Trapping		n/a	n/a	n/a	n/a	n/a	n/a	n/a	n/a	n/a	n/a	n/a	n/a	n/a	n/a	n/a	n/a	n/a
MARTEN	Trapping		n/a	n/a	n/a	n/a	n/a	n/a	n/a	n/a	n/a	n/a	n/a	n/a	n/a	n/a	n/a	n/a	n/a
MINK	Trapping		n/a	n/a	n/a	n/a	n/a	n/a	n/a	n/a	n/a	n/a	n/a	n/a	n/a	n/a	n/a	n/a	n/a

1991-92 HUNTER INFORMATION BY UNIT/SUBUNIT: UNIT 09

SPECIES	TYPE	HUNT	SUCCESSFUL HUNTERS TOTAL	UNIT RES	OTHER STATE RES	NON-RES	UNKN. RES	UNSUCCESSFUL HUNTERS TOTAL	UNIT RES	OTHER STATE RES	NON-RES	UNKN. RES	PERCENT SUCCESSFUL TOTAL	UNIT RES	OTHER STATE RES	NON-RES	UNKN. RES	TOTAL DAYS	AVG. EFFORT
Unit/Subunit 09E																			
MOOSE	General Season	95	6	11	75	3	70	6	41	22	1	57.58	50.00	21.15	77.32	75.00	1017	6.16
OTTER	Trapping	n/a	n/a	n/a	n/a	n/a	n/a	n/a	n/a	n/a	n/a	n/a	n/a	n/a	n/a	n/a	n/a	n/a	n/a
WOLF	Hunting/Trapping	n/a	n/a	n/a	n/a	n/a	n/a	n/a	n/a	n/a	n/a	n/a	n/a	n/a	n/a	n/a	n/a	n/a	n/a
WOLVERINE	Hunting/Trapping	n/a	n/a	n/a	n/a	n/a	n/a	n/a	n/a	n/a	n/a	n/a	n/a	n/a	n/a	n/a	n/a	n/a	n/a
Unit/Subunit 09Z																			
MOOSE	General Season	0	0	0	0	0	4	0	4	0	0	0.00	0.00	0.00	0.00	0.00	12	3.00
SHEEP	General Season	0	0	0	0	0	1	0	1	0	0	0.00	0.00	0.00	0.00	0.00	3	3.00
WOLVERINE	Hunting/Trapping	n/a	n/a	n/a	n/a	n/a	n/a	n/a	n/a	n/a	n/a	n/a	n/a	n/a	n/a	n/a	n/a	n/a	n/a

1991-92 HUNTER INFORMATION BY UNIT/SUBUNIT: UNIT 09

SPECIES	TYPE	HUNT TOTAL	SUCCESSFUL HUNTERS				UNSUCCESSFUL HUNTERS				
			UNIT RES	OTHER STATE RES	NON-RES	UNKN. RES	TOTAL	UNIT RES	OTHER STATE RES	NON-RES	UNKN. RES
UNIT 09 TOTALS FOR SPECIES AND HUNT TYPE											
BEAVER	Trapping	n/a	n/a	n/a	n/a	n/a	n/a	n/a	n/a	n/a	n/a
BLACK BEAR	General Season	n/a	n/a	n/a	n/a	n/a	n/a	n/a	n/a	n/a	n/a
BROWN BEAR	General Season	533	10	114	407	2	n/a	n/a	n/a	n/a	n/a
BROWN BEAR	Registration	9	3	4	2	0	8	4	3	1	0
CARIBOU	Federal	0	0	0	0	0	1	1	0	0	0
CARIBOU	General Season	n/a	n/a	n/a	n/a	n/a	n/a	n/a	n/a	n/a	n/a
COYOTE	Hunting/Trapping	n/a	n/a	n/a	n/a	n/a	n/a	n/a	n/a	n/a	n/a
FOX	Hunting/Trapping	n/a	n/a	n/a	n/a	n/a	n/a	n/a	n/a	n/a	n/a
LYNX	Hunting/Trapping	n/a	n/a	n/a	n/a	n/a	n/a	n/a	n/a	n/a	n/a
MARTEN	Trapping	n/a	n/a	n/a	n/a	n/a	n/a	n/a	n/a	n/a	n/a
MINK	Trapping	n/a	n/a	n/a	n/a	n/a	n/a	n/a	n/a	n/a	n/a
MOOSE	General Season	205	49	37	114	5	310	86	140	78	6
MOOSE	Registration	17	13	4	0	0	68	29	32	0	7
OTTER	Trapping	n/a	n/a	n/a	n/a	n/a	n/a	n/a	n/a	n/a	n/a
SHEEP	General Season	2	2	0	0	0	4	2	1	0	1
WOLF	Hunting/Trapping	n/a	n/a	n/a	n/a	n/a	n/a	n/a	n/a	n/a	n/a
WOLVERINE	Hunting/Trapping	n/a	n/a	n/a	n/a	n/a	n/a	n/a	n/a	n/a	n/a
UNIT 09 TOTALS											
BEAVER	**TOTAL UNIT**	n/a	n/a	n/a	n/a	n/a	n/a	n/a	n/a	n/a	n/a
BLACK BEAR	**TOTAL UNIT**	n/a	n/a	n/a	n/a	n/a	n/a	n/a	n/a	n/a	n/a
BROWN BEAR	**TOTAL UNIT**	542	13	118	409	2	8	4	3	1	0
CARIBOU	**TOTAL UNIT**	0	0	0	0	0	1	1	0	0	0
COYOTE	**TOTAL UNIT**	n/a	n/a	n/a	n/a	n/a	n/a	n/a	n/a	n/a	n/a
FOX	**TOTAL UNIT**	n/a	n/a	n/a	n/a	n/a	n/a	n/a	n/a	n/a	n/a
LYNX	**TOTAL UNIT**	n/a	n/a	n/a	n/a	n/a	n/a	n/a	n/a	n/a	n/a
MARTEN	**TOTAL UNIT**	n/a	n/a	n/a	n/a	n/a	n/a	n/a	n/a	n/a	n/a
MINK	**TOTAL UNIT**	n/a	n/a	n/a	n/a	n/a	n/a	n/a	n/a	n/a	n/a
MOOSE	**TOTAL UNIT**	222	62	41	114	5	378	115	172	78	13
OTTER	**TOTAL UNIT**	n/a	n/a	n/a	n/a	n/a	n/a	n/a	n/a	n/a	n/a
SHEEP	**TOTAL UNIT**	2	2	0	0	0	4	2	1	0	1
WOLF	**TOTAL UNIT**	n/a	n/a	n/a	n/a	n/a	n/a	n/a	n/a	n/a	n/a
WOLVERINE	**TOTAL UNIT**	n/a	n/a	n/a	n/a	n/a	n/a	n/a	n/a	n/a	n/a

1991-92 HUNTER INFORMATION BY UNIT/SUBUNIT: UNIT 10

			SUCCESSFUL HUNTERS						UNSUCCESSFUL HUNTERS						PERCENT SUCCESSFUL						
SPECIES	TYPE	HUNT	TOTAL	UNIT RES	OTHER STATE RES	NON-RES	UNKN. RES	TOTAL	UNIT RES	OTHER STATE RES	NON-RES	UNKN. RES	TOTAL	UNIT RES	OTHER STATE RES	NON-RES	UNKN. RES	TOTAL DAYS	AVG. EFFORT
Unit/Subunit 10																			
BROWN BEAR	Drawing	0275	4	2	1	1	0	3	0	3	0	0	57.14	100.00	25.00	100.00	0.00	16	2.29
BROWN BEAR	Drawing	0276	0	0	0	0	0	1	0	1	0	0	0.00	0.00	0.00	0.00	0.00	12	12.00
CARIBOU	General Season		0	0	0	0	0	n/a	n/a	n/a	n/a	n/a	0.00	0.00	0.00	0.00	0.00	n/a	n/a
CARIBOU	Registration	0550	136	n/a	124	12	0	148	n/a	n/a	n/a	148	47.89	n/a	n/a	n/a	0.00	1610	5.67
COYOTE	Hunting/Trapping		n/a	n/a	n/a	n/a	n/a	n/a	n/a	n/a	n/a	n/a	n/a	n/a	n/a	n/a	n/a	n/a	n/a
FOX	Hunting/Trapping		n/a	n/a	n/a	n/a	n/a	n/a	n/a	n/a	n/a	n/a	n/a	n/a	n/a	n/a	n/a	n/a	n/a
MINK	Trapping		n/a	n/a	n/a	n/a	n/a	n/a	n/a	n/a	n/a	n/a	n/a	n/a	n/a	n/a	n/a	n/a	n/a
OTTER	Trapping		0	0	0	0	0	n/a	n/a	n/a	n/a	n/a	0.00	0.00	0.00	0.00	0.00	n/a	n/a
WOLF	Hunting/Trapping		n/a	n/a	n/a	n/a	n/a	n/a	n/a	n/a	n/a	n/a	n/a	n/a	n/a	n/a	n/a	n/a	n/a
WOLVERINE	Hunting/Trapping		0	0	0	0	0	n/a	n/a	n/a	n/a	n/a	0.00	0.00	0.00	0.00	0.00	n/a	n/a

1991-92 HUNTER INFORMATION BY UNIT/SUBUNIT: UNIT 10

SPECIES	TYPE	HUNT TOTAL	SUCCESSFUL HUNTERS				UNSUCCESSFUL HUNTERS				
			UNIT RES	OTHER STATE RES	NON-RES	UNKN. RES	TOTAL	UNIT RES	OTHER STATE RES	NON-RES	UNKN. RES
UNIT 10 TOTALS FOR SPECIES AND HUNT TYPE											
BROWN BEAR	Drawing	4	2	1	1	0	4	0	4	0	0
CARIBOU	General Season	n/a	n/a	n/a	n/a	n/a	n/a	n/a	n/a	n/a	n/a
CARIBOU	Registration	136	0	124	12	0	148	0	0	0	148
COYOTE	Hunting/Trapping	n/a	n/a	n/a	n/a	n/a	n/a	n/a	n/a	n/a	n/a
FOX	Hunting/Trapping	n/a	n/a	n/a	n/a	n/a	n/a	n/a	n/a	n/a	n/a
MINK	Trapping	n/a	n/a	n/a	n/a	n/a	n/a	n/a	n/a	n/a	n/a
OTTER	Trapping	n/a	n/a	n/a	n/a	n/a	n/a	n/a	n/a	n/a	n/a
WOLF	Hunting/Trapping	n/a	n/a	n/a	n/a	n/a	n/a	n/a	n/a	n/a	n/a
WOLVERINE	Hunting/Trapping	n/a	n/a	n/a	n/a	n/a	n/a	n/a	n/a	n/a	n/a
UNIT 10 TOTALS											
BROWN BEAR	**TOTAL UNIT**	4	2	1	1	0	4	0	4	0	0
CARIBOU	**TOTAL UNIT**	136	0	124	12	0	148	0	0	0	148
COYOTE	**TOTAL UNIT**	n/a	n/a	n/a	n/a	n/a	n/a	n/a	n/a	n/a	n/a
FOX	**TOTAL UNIT**	n/a	n/a	n/a	n/a	n/a	n/a	n/a	n/a	n/a	n/a
MINK	**TOTAL UNIT**	n/a	n/a	n/a	n/a	n/a	n/a	n/a	n/a	n/a	n/a
OTTER	**TOTAL UNIT**	n/a	n/a	n/a	n/a	n/a	n/a	n/a	n/a	n/a	n/a
WOLF	**TOTAL UNIT**	n/a	n/a	n/a	n/a	n/a	n/a	n/a	n/a	n/a	n/a
WOLVERINE	**TOTAL UNIT**	n/a	n/a	n/a	n/a	n/a	n/a	n/a	n/a	n/a	n/a

1991-92 HUNTER INFORMATION BY UNIT/SUBUNIT: UNIT 11

SPECIES	TYPE	HUNT	SUCCESSFUL HUNTERS TOTAL	UNIT RES	OTHER STATE RES	NON-RES	UNKN. RES	UNSUCCESSFUL HUNTERS TOTAL	UNIT RES	OTHER STATE RES	NON-RES	UNKN. RES	PERCENT SUCCESSFUL TOTAL	UNIT RES	OTHER STATE RES	NON-RES	UNKN. RES	TOTAL DAYS	AVG. EFFORT
Unit/Subunit 11																			
BEAVER	Trapping		n/a	n/a	n/a	n/a	n/a	n/a	n/a	n/a	n/a	n/a	n/a	n/a	n/a	n/a	n/a	n/a	n/a
BLACK BEAR	General Season		14	0	8	6	0	n/a	n/a	n/a	n/a	n/a	n/a	0.00	n/a	n/a	0.00	n/a	n/a
BROWN BEAR	General Season		3	0	2	1	0	n/a	n/a	n/a	n/a	n/a	n/a	0.00	n/a	n/a	0.00	n/a	n/a
CARIBOU	Federal	0511	22	0	22	0	0	100	0	100	0	0	18.03	0.00	18.03	0.00	0.00	1027	8.42
COYOTE	Hunting/Trapping		n/a	n/a	n/a	n/a	n/a	n/a	n/a	n/a	n/a	n/a	n/a	n/a	n/a	n/a	n/a	n/a	n/a
FOX	Hunting/Trapping		n/a	n/a	n/a	n/a	n/a	n/a	n/a	n/a	n/a	n/a	n/a	n/a	n/a	n/a	n/a	n/a	n/a
LYNX	Hunting/Trapping		n/a	n/a	n/a	n/a	n/a	n/a	n/a	n/a	n/a	n/a	n/a	n/a	n/a	n/a	n/a	n/a	n/a
MARTEN	Trapping		n/a	n/a	n/a	n/a	n/a	n/a	n/a	n/a	n/a	n/a	n/a	n/a	n/a	n/a	n/a	n/a	n/a
MINK	Trapping		n/a	n/a	n/a	n/a	n/a	n/a	n/a	n/a	n/a	n/a	n/a	n/a	n/a	n/a	n/a	n/a	n/a
MOOSE	General Season		42	0	38	3	1	145	6	133	4	2	22.46	0.00	22.22	42.86	33.33	1306	6.98
MT. GOAT	Registration	0880	25	1	9	14	1	17	1	13	2	1	59.52	50.00	40.91	87.50	50.00	141	3.36
OTTER	Trapping		n/a	n/a	n/a	n/a	n/a	n/a	n/a	n/a	n/a	n/a	n/a	n/a	n/a	n/a	n/a	n/a	n/a
SHEEP	General Season		170	1	134	33	2	228	4	205	14	5	42.71	20.00	39.53	70.21	28.57	1863	4.68
WOLF	Hunting/Trapping		n/a	n/a	n/a	n/a	n/a	n/a	n/a	n/a	n/a	n/a	n/a	n/a	n/a	n/a	n/a	n/a	n/a
WOLVERINE	Hunting/Trapping		n/a	n/a	n/a	n/a	n/a	n/a	n/a	n/a	n/a	n/a	n/a	n/a	n/a	n/a	n/a	n/a	n/a

1991-92 HUNTER INFORMATION BY UNIT/SUBUNIT: UNIT 11

SPECIES	TYPE	HUNT TOTAL	SUCCESSFUL HUNTERS				UNSUCCESSFUL HUNTERS				
			UNIT RES	OTHER STATE RES	NON-RES	UNKN. RES	TOTAL	UNIT RES	OTHER STATE RES	NON-RES	UNKN. RES
UNIT 11 TOTALS FOR SPECIES AND HUNT TYPE											
BEAVER	Trapping	n/a	n/a	n/a	n/a	n/a	n/a	n/a	n/a	n/a	n/a
BLACK BEAR	General Season	14	n/a	8	6	n/a	n/a	n/a	n/a	n/a	n/a
BROWN BEAR	General Season	3	n/a	2	1	n/a	n/a	n/a	n/a	n/a	n/a
CARIBOU	Federal	22	0	22	0	0	100	0	100	0	0
COYOTE	Hunting/Trapping	n/a	n/a	n/a	n/a	n/a	n/a	n/a	n/a	n/a	n/a
FOX	Hunting/Trapping	n/a	n/a	n/a	n/a	n/a	n/a	n/a	n/a	n/a	n/a
LYNX	Hunting/Trapping	n/a	n/a	n/a	n/a	n/a	n/a	n/a	n/a	n/a	n/a
MARTEN	Trapping	n/a	n/a	n/a	n/a	n/a	n/a	n/a	n/a	n/a	n/a
MINK	Trapping	n/a	n/a	n/a	n/a	n/a	n/a	n/a	n/a	n/a	n/a
MOOSE	General Season	42	0	38	3	1	145	6	133	4	2
MT. GOAT	Registration	25	1	9	14	1	17	1	13	2	1
OTTER	Trapping	n/a	n/a	n/a	n/a	n/a	n/a	n/a	n/a	n/a	n/a
SHEEP	General Season	170	1	134	33	2	228	4	205	14	5
WOLF	Hunting/Trapping	n/a	n/a	n/a	n/a	n/a	n/a	n/a	n/a	n/a	n/a
WOLVERINE	Hunting/Trapping	n/a	n/a	n/a	n/a	n/a	n/a	n/a	n/a	n/a	n/a
UNIT 11 TOTALS											
BEAVER	**TOTAL UNIT**	n/a	n/a	n/a	n/a	n/a	n/a	n/a	n/a	n/a	n/a
BLACK BEAR	**TOTAL UNIT**	14	n/a	8	6	n/a	n/a	n/a	n/a	n/a	n/a
BROWN BEAR	**TOTAL UNIT**	3	n/a	2	1	n/a	n/a	n/a	n/a	n/a	n/a
CARIBOU	**TOTAL UNIT**	22	0	22	0	0	100	0	100	0	0
COYOTE	**TOTAL UNIT**	n/a	n/a	n/a	n/a	n/a	n/a	n/a	n/a	n/a	n/a
FOX	**TOTAL UNIT**	n/a	n/a	n/a	n/a	n/a	n/a	n/a	n/a	n/a	n/a
LYNX	**TOTAL UNIT**	n/a	n/a	n/a	n/a	n/a	n/a	n/a	n/a	n/a	n/a
MARTEN	**TOTAL UNIT**	n/a	n/a	n/a	n/a	n/a	n/a	n/a	n/a	n/a	n/a
MINK	**TOTAL UNIT**	n/a	n/a	n/a	n/a	n/a	n/a	n/a	n/a	n/a	n/a
MOOSE	**TOTAL UNIT**	42	0	38	3	1	145	6	133	4	2
MT. GOAT	**TOTAL UNIT**	25	1	9	14	1	17	1	13	2	1
OTTER	**TOTAL UNIT**	n/a	n/a	n/a	n/a	n/a	n/a	n/a	n/a	n/a	n/a
SHEEP	**TOTAL UNIT**	170	1	134	33	2	228	4	205	14	5
WOLF	**TOTAL UNIT**	n/a	n/a	n/a	n/a	n/a	n/a	n/a	n/a	n/a	n/a
WOLVERINE	**TOTAL UNIT**	n/a	n/a	n/a	n/a	n/a	n/a	n/a	n/a	n/a	n/a

1991-92 HUNTER INFORMATION BY UNIT/SUBUNIT: UNIT 12

SPECIES	TYPE	HUNT	SUCCESSFUL HUNTERS TOTAL	UNIT RES	OTHER STATE RES	NON-RES	UNKN. RES	UNSUCCESSFUL HUNTERS TOTAL	UNIT RES	OTHER STATE RES	NON-RES	UNKN. RES	PERCENT SUCCESSFUL TOTAL	UNIT RES	OTHER STATE RES	NON-RES	UNKN. RES	TOTAL DAYS	AVG. EFFORT
Unit/Subunit 12																			
BEAVER	Trapping		n/a	n/a	n/a	n/a	n/a	n/a	n/a	n/a	n/a	n/a	n/a	n/a	n/a	n/a	n/a	n/a	n/a
BLACK BEAR	General Season		18	10	8	0	0	n/a	n/a	n/a	n/a	n/a	n/a	n/a	n/a	0.00	0.00	n/a	n/a
BROWN BEAR	General Season		9	0	3	6	0	n/a	n/a	n/a	n/a	n/a	n/a	0.00	n/a	n/a	0.00	n/a	n/a
CARIBOU	General Season		n/a	n/a	n/a	n/a	n/a	n/a	n/a	n/a	n/a	n/a	n/a	n/a	n/a	n/a	n/a	n/a	n/a
CARIBOU	Federal	0511	1	0	1	0	0	0	0	0	0	0	100.00	0.00	100.00	0.00	0.00	2	2.00
CARIBOU	Federal	0512	27	27	0	0	0	40	40	0	0	0	40.30	40.30	0.00	0.00	0.00	237	3.54
CARIBOU	Federal	0513	1	0	1	0	0	0	0	0	0	0	100.00	0.00	100.00	0.00	0.00	1	1.00
CARIBOU	Registration	0560	270	91	179	0	0	372	140	231	0	1	42.06	39.39	43.66	0.00	0.00	1243	1.94
COYOTE	Hunting/Trapping		n/a	n/a	n/a	n/a	n/a	n/a	n/a	n/a	n/a	n/a	n/a	n/a	n/a	n/a	n/a	n/a	n/a
FOX	Hunting/Trapping		n/a	n/a	n/a	n/a	n/a	n/a	n/a	n/a	n/a	n/a	n/a	n/a	n/a	n/a	n/a	n/a	n/a
LYNX	Hunting/Trapping		n/a	n/a	n/a	n/a	n/a	n/a	n/a	n/a	n/a	n/a	n/a	n/a	n/a	n/a	n/a	n/a	n/a
MARTEN	Trapping		n/a	n/a	n/a	n/a	n/a	n/a	n/a	n/a	n/a	n/a	n/a	n/a	n/a	n/a	n/a	n/a	n/a
MINK	Trapping		n/a	n/a	n/a	n/a	n/a	n/a	n/a	n/a	n/a	n/a	n/a	n/a	n/a	n/a	n/a	n/a	n/a
MOOSE	General Season		110	48	49	13	0	305	160	132	9	4	26.51	23.08	27.07	59.09	0.00	2877	6.93
OTTER	Trapping		n/a	n/a	n/a	n/a	n/a	n/a	n/a	n/a	n/a	n/a	n/a	n/a	n/a	n/a	n/a	n/a	n/a
SHEEP	General Season		272	17	159	92	4	219	23	173	19	4	55.40	42.50	47.89	82.88	50.00	2563	5.22
SHEEP	Drawing	1102	52	3	47	2	0	41	0	38	3	0	55.91	100.00	55.29	40.00	0.00	549	5.90
WOLF	Hunting/Trapping		n/a	n/a	n/a	n/a	n/a	n/a	n/a	n/a	n/a	n/a	n/a	n/a	n/a	n/a	n/a	n/a	n/a
WOLVERINE	Hunting/Trapping		n/a	n/a	n/a	n/a	n/a	n/a	n/a	n/a	n/a	n/a	n/a	n/a	n/a	n/a	n/a	n/a	n/a

1991-92 HUNTER INFORMATION BY UNIT/SUBUNIT: UNIT 12

SPECIES	TYPE	HUNT TOTAL	SUCCESSFUL HUNTERS				UNSUCCESSFUL HUNTERS				
			UNIT RES	OTHER STATE RES	NON-RES	UNKN. RES	TOTAL	UNIT RES	OTHER STATE RES	NON-RES	UNKN. RES
UNIT 12 TOTALS FOR SPECIES AND HUNT TYPE											
BEAVER	Trapping	n/a	n/a	n/a	n/a	n/a	n/a	n/a	n/a	n/a	n/a
BLACK BEAR	General Season	18	10	8	n/a	n/a	n/a	n/a	n/a	n/a	n/a
BROWN BEAR	General Season	9	n/a	3	6	n/a	n/a	n/a	n/a	n/a	n/a
CARIBOU	Federal	29	27	2	0	0	40	40	0	0	0
CARIBOU	General Season	n/a	n/a	n/a	n/a	n/a	n/a	n/a	n/a	n/a	n/a
CARIBOU	Registration	270	91	179	0	0	372	140	231	0	1
COYOTE	Hunting/Trapping	n/a	n/a	n/a	n/a	n/a	n/a	n/a	n/a	n/a	n/a
FOX	Hunting/Trapping	n/a	n/a	n/a	n/a	n/a	n/a	n/a	n/a	n/a	n/a
LYNX	Hunting/Trapping	n/a	n/a	n/a	n/a	n/a	n/a	n/a	n/a	n/a	n/a
MARTEN	Trapping	n/a	n/a	n/a	n/a	n/a	n/a	n/a	n/a	n/a	n/a
MINK	Trapping	n/a	n/a	n/a	n/a	n/a	n/a	n/a	n/a	n/a	n/a
MOOSE	General Season	110	48	49	13	0	305	160	132	9	4
OTTER	Trapping	n/a	n/a	n/a	n/a	n/a	n/a	n/a	n/a	n/a	n/a
SHEEP	Drawing	52	3	47	2	0	41	0	38	3	0
SHEEP	General Season	272	17	159	92	4	219	23	173	19	4
WOLF	Hunting/Trapping	n/a	n/a	n/a	n/a	n/a	n/a	n/a	n/a	n/a	n/a
WOLVERINE	Hunting/Trapping	n/a	n/a	n/a	n/a	n/a	n/a	n/a	n/a	n/a	n/a
UNIT 12 TOTALS											
BEAVER	**TOTAL UNIT**	n/a	n/a	n/a	n/a	n/a	n/a	n/a	n/a	n/a	n/a
BLACK BEAR	**TOTAL UNIT**	18	10	8	n/a	n/a	n/a	n/a	n/a	n/a	n/a
BROWN BEAR	**TOTAL UNIT**	9	n/a	3	6	n/a	n/a	n/a	n/a	n/a	n/a
CARIBOU	**TOTAL UNIT**	299	118	181	0	0	412	180	231	0	1
COYOTE	**TOTAL UNIT**	n/a	n/a	n/a	n/a	n/a	n/a	n/a	n/a	n/a	n/a
FOX	**TOTAL UNIT**	n/a	n/a	n/a	n/a	n/a	n/a	n/a	n/a	n/a	n/a
LYNX	**TOTAL UNIT**	n/a	n/a	n/a	n/a	n/a	n/a	n/a	n/a	n/a	n/a
MARTEN	**TOTAL UNIT**	n/a	n/a	n/a	n/a	n/a	n/a	n/a	n/a	n/a	n/a
MINK	**TOTAL UNIT**	n/a	n/a	n/a	n/a	n/a	n/a	n/a	n/a	n/a	n/a
MOOSE	**TOTAL UNIT**	110	48	49	13	0	305	160	132	9	4
OTTER	**TOTAL UNIT**	n/a	n/a	n/a	n/a	n/a	n/a	n/a	n/a	n/a	n/a
SHEEP	**TOTAL UNIT**	324	20	206	94	4	260	23	211	22	4
WOLF	**TOTAL UNIT**	n/a	n/a	n/a	n/a	n/a	n/a	n/a	n/a	n/a	n/a
WOLVERINE	**TOTAL UNIT**	n/a	n/a	n/a	n/a	n/a	n/a	n/a	n/a	n/a	n/a

1991-92 HUNTER INFORMATION BY UNIT/SUBUNIT: UNIT 13

SPECIES	TYPE	HUNT	SUCCESSFUL HUNTERS TOTAL	UNIT RES	OTHER STATE RES	NON-RES	UNKN. RES	UNSUCCESSFUL HUNTERS TOTAL	UNIT RES	OTHER STATE RES	NON-RES	UNKN. RES	PERCENT SUCCESSFUL TOTAL	UNIT RES	OTHER STATE RES	NON-RES	UNKN. RES	TOTAL DAYS	AVG. EFFORT
Unit/Subunit 13A																			
BEAVER	Trapping		n/a	n/a	n/a	n/a	n/a	n/a	n/a	n/a	n/a	n/a	n/a	n/a	n/a	n/a	n/a	n/a	n/a
BLACK BEAR	General Season		4	0	4	0	0	n/a	n/a	n/a	n/a	n/a	n/a	0.00	n/a	0.00	0.00	n/a	n/a
BROWN BEAR	General Season		15	0	6	9	0	n/a	n/a	n/a	n/a	n/a	n/a	0.00	n/a	n/a	0.00	n/a	n/a
CARIBOU	Federal	0513	16	16	0	0	0	5	5	0	0	0	76.19	76.19	0.00	0.00	0.00	134	6.38
CARIBOU	Tier II	0566T	733	101	632	0	0	174	32	142	0	0	80.82	75.94	81.65	0.00	0.00	3975	4.38
CARIBOU	**TOTAL SUBUNIT**		749	117	632	0	0	179	37	142	0	0							
COYOTE	Hunting/Trapping		n/a	n/a	n/a	n/a	n/a	n/a	n/a	n/a	n/a	n/a	n/a	n/a	n/a	n/a	n/a	n/a	n/a
FOX	Hunting/Trapping		n/a	n/a	n/a	n/a	n/a	n/a	n/a	n/a	n/a	n/a	n/a	n/a	n/a	n/a	n/a	n/a	n/a
LYNX	Hunting/Trapping		n/a	n/a	n/a	n/a	n/a	n/a	n/a	n/a	n/a	n/a	n/a	n/a	n/a	n/a	n/a	n/a	n/a
MARTEN	Trapping		n/a	n/a	n/a	n/a	n/a	n/a	n/a	n/a	n/a	n/a	n/a	n/a	n/a	n/a	n/a	n/a	n/a
MINK	Trapping		n/a	n/a	n/a	n/a	n/a	n/a	n/a	n/a	n/a	n/a	n/a	n/a	n/a	n/a	n/a	n/a	n/a
MOOSE	General Season		117	4	113	0	0	468	37	426	2	3	20.00	9.76	20.96	0.00	0.00	2846	4.86
MOOSE	Federal	0913	3	3	0	0	0	1	0	1	0	0	75.00	100.00	0.00	0.00	0.00	3	0.75
MOOSE	**TOTAL SUBUNIT**		120	7	113	0	0	469	37	427	2	3							
OTTER	Trapping		n/a	n/a	n/a	n/a	n/a	n/a	n/a	n/a	n/a	n/a	n/a	n/a	n/a	n/a	n/a	n/a	n/a
SHEEP	General Season		42	1	33	7	1	174	1	169	2	2	19.44	50.00	16.34	77.78	33.33	878	4.06
WOLF	Hunting/Trapping		n/a	n/a	n/a	n/a	n/a	n/a	n/a	n/a	n/a	n/a	n/a	n/a	n/a	n/a	n/a	n/a	n/a
WOLVERINE	Hunting/Trapping		n/a	n/a	n/a	n/a	n/a	n/a	n/a	n/a	n/a	n/a	n/a	n/a	n/a	n/a	n/a	n/a	n/a
Unit/Subunit 13B																			
BEAVER	Trapping		n/a	n/a	n/a	n/a	n/a	n/a	n/a	n/a	n/a	n/a	n/a	n/a	n/a	n/a	n/a	n/a	n/a
BLACK BEAR	General Season		4	2	2	0	0	n/a	n/a	n/a	n/a	n/a	n/a	n/a	n/a	0.00	0.00	n/a	n/a
BROWN BEAR	General Season		7	1	4	2	0	n/a	n/a	n/a	n/a	n/a	n/a	n/a	n/a	n/a	0.00	n/a	n/a
CARIBOU	Federal	0513	573	526	34	0	13	85	78	6	0	1	87.08	87.09	85.00	0.00	92.86	3309	5.03
CARIBOU	Tier II	0566T	496	88	408	0	0	106	38	68	0	0	82.39	69.84	85.71	0.00	0.00	2381	3.96
CARIBOU	**TOTAL SUBUNIT**		1069	614	442	0	13	191	116	74	0	1							
COYOTE	Hunting/Trapping		n/a	n/a	n/a	n/a	n/a	n/a	n/a	n/a	n/a	n/a	n/a	n/a	n/a	n/a	n/a	n/a	n/a
FOX	Hunting/Trapping		n/a	n/a	n/a	n/a	n/a	n/a	n/a	n/a	n/a	n/a	n/a	n/a	n/a	n/a	n/a	n/a	n/a
LYNX	Hunting/Trapping		n/a	n/a	n/a	n/a	n/a	n/a	n/a	n/a	n/a	n/a	n/a	n/a	n/a	n/a	n/a	n/a	n/a
MARTEN	Trapping		n/a	n/a	n/a	n/a	n/a	n/a	n/a	n/a	n/a	n/a	n/a	n/a	n/a	n/a	n/a	n/a	n/a
MINK	Trapping		n/a	n/a	n/a	n/a	n/a	n/a	n/a	n/a	n/a	n/a	n/a	n/a	n/a	n/a	n/a	n/a	n/a
MOOSE	General Season		161	10	147	1	3	549	117	423	1	8	22.68	7.87	25.79	50.00	27.27	3497	4.93
MOOSE	Federal	0913	60	57	3	0	0	61	58	1	0	2	49.59	49.57	75.00	0.00	0.00	730	6.03
MOOSE	**TOTAL SUBUNIT**		221	67	150	1	3	610	175	424	1	10							
OTTER	Trapping		n/a	n/a	n/a	n/a	n/a	n/a	n/a	n/a	n/a	n/a	n/a	n/a	n/a	n/a	n/a	n/a	n/a
SHEEP	General Season		0	0	0	0	0	22	2	19	0	1	0.00	0.00	0.00	0.00	0.00	91	4.14
SHEEP	Drawing	1102	0	0	0	0	0	1	0	1	0	0	0.00	0.00	0.00	0.00	0.00	5	5.00
SHEEP	Drawing	1103	3	0	3	0	0	6	0	6	0	0	33.33	0.00	33.33	0.00	0.00	36	4.00
SHEEP	Drawing	1104	1	1	0	0	0	1	0	1	0	0	50.00	100.00	0.00	0.00	0.00	10	5.00
SHEEP	**TOTAL SUBUNIT**		4	1	3	0	0	30	2	27	0	1							
WOLF	Hunting/Trapping		n/a	n/a	n/a	n/a	n/a	n/a	n/a	n/a	n/a	n/a	n/a	n/a	n/a	n/a	n/a	n/a	n/a
WOLVERINE	Hunting/Trapping		n/a	n/a	n/a	n/a	n/a	n/a	n/a	n/a	n/a	n/a	n/a	n/a	n/a	n/a	n/a	n/a	n/a

1991-92 HUNTER INFORMATION BY UNIT/SUBUNIT: UNIT 13

SPECIES	TYPE	HUNT	SUCCESSFUL HUNTERS TOTAL	UNIT RES	OTHER STATE RES	NON-RES	UNKN. RES	UNSUCCESSFUL HUNTERS TOTAL	UNIT RES	OTHER STATE RES	NON-RES	UNKN. RES	PERCENT SUCCESSFUL TOTAL	UNIT RES	OTHER STATE RES	NON-RES	UNKN. RES	TOTAL DAYS	AVG. EFFORT
Unit/Subunit 13C																			
BEAVER	Trapping		n/a	n/a	n/a	n/a	n/a	n/a	n/a	n/a	n/a	n/a	n/a	n/a	n/a	n/a	n/a	n/a	n/a
BLACK BEAR	General Season		7	4	3	0	0	n/a	n/a	n/a	n/a	n/a	n/a	n/a	n/a	0.00	0.00	n/a	n/a
BROWN BEAR	General Season		5	2	1	2	0	n/a	n/a	n/a	n/a	n/a	n/a	n/a	n/a	n/a	0.00	n/a	n/a
CARIBOU	Federal	0513	9	9	0	0	0	7	7	0	0	0	56.25	56.25	0.00	0.00	0.00	89	5.56
CARIBOU	Tier II	0566T	20	7	13	0	0	21	17	4	0	0	48.78	29.17	76.47	0.00	0.00	330	8.05
CARIBOU	**TOTAL SUBUNIT**		29	16	13	0	0	28	24	4	0	0							
COYOTE	Hunting/Trapping		n/a	n/a	n/a	n/a	n/a	n/a	n/a	n/a	n/a	n/a	n/a	n/a	n/a	n/a	n/a	n/a	n/a
FOX	Hunting/Trapping		n/a	n/a	n/a	n/a	n/a	n/a	n/a	n/a	n/a	n/a	n/a	n/a	n/a	n/a	n/a	n/a	n/a
LYNX	Hunting/Trapping		n/a	n/a	n/a	n/a	n/a	n/a	n/a	n/a	n/a	n/a	n/a	n/a	n/a	n/a	n/a	n/a	n/a
MARTEN	Trapping		n/a	n/a	n/a	n/a	n/a	n/a	n/a	n/a	n/a	n/a	n/a	n/a	n/a	n/a	n/a	n/a	n/a
MINK	Trapping		n/a	n/a	n/a	n/a	n/a	n/a	n/a	n/a	n/a	n/a	n/a	n/a	n/a	n/a	n/a	n/a	n/a
MOOSE	General Season		86	13	73	0	0	170	50	116	1	3	33.59	20.63	38.62	0.00	0.00	1379	5.39
MOOSE	Federal	0913	4	4	0	0	0	1	1	0	0	0	80.00	80.00	0.00	0.00	0.00	24	4.80
MOOSE	**TOTAL SUBUNIT**		90	17	73	0	0	171	51	116	1	3							
OTTER	Trapping		n/a	n/a	n/a	n/a	n/a	n/a	n/a	n/a	n/a	n/a	n/a	n/a	n/a	n/a	n/a	n/a	n/a
SHEEP	General Season		6	1	5	0	0	16	1	15	0	0	27.27	50.00	25.00	0.00	0.00	103	4.68
SHEEP	Drawing	1102	1	0	1	0	0	2	0	2	0	0	33.33	0.00	33.33	0.00	0.00	15	5.00
SHEEP	**TOTAL SUBUNIT**		7	1	6	0	0	18	1	17	0	0							
WOLF	Hunting/Trapping		n/a	n/a	n/a	n/a	n/a	n/a	n/a	n/a	n/a	n/a	n/a	n/a	n/a	n/a	n/a	n/a	n/a
WOLVERINE	Hunting/Trapping		n/a	n/a	n/a	n/a	n/a	n/a	n/a	n/a	n/a	n/a	n/a	n/a	n/a	n/a	n/a	n/a	n/a
Unit/Subunit 13D																			
BEAVER	Trapping		n/a	n/a	n/a	n/a	n/a	n/a	n/a	n/a	n/a	n/a	n/a	n/a	n/a	n/a	n/a	n/a	n/a
BLACK BEAR	General Season		32	3	20	9	0	n/a	n/a	n/a	n/a	n/a	n/a	n/a	n/a	n/a	0.00	n/a	n/a
BROWN BEAR	General Season		6	0	3	3	0	n/a	n/a	n/a	n/a	n/a	n/a	0.00	n/a	n/a	0.00	n/a	n/a
CARIBOU	Federal	0513	0	0	0	0	0	1	1	0	0	0	0.00	0.00	0.00	0.00	0.00	3	3.00
CARIBOU	Tier II	0566T	47	5	42	0	0	5	1	4	0	0	90.38	83.33	91.30	0.00	0.00	219	4.21
CARIBOU	**TOTAL SUBUNIT**		47	5	42	0	0	6	2	4	0	0							
COYOTE	Hunting/Trapping		n/a	n/a	n/a	n/a	n/a	n/a	n/a	n/a	n/a	n/a	n/a	n/a	n/a	n/a	n/a	n/a	n/a
FOX	Hunting/Trapping		n/a	n/a	n/a	n/a	n/a	n/a	n/a	n/a	n/a	n/a	n/a	n/a	n/a	n/a	n/a	n/a	n/a
LYNX	Hunting/Trapping		n/a	n/a	n/a	n/a	n/a	n/a	n/a	n/a	n/a	n/a	n/a	n/a	n/a	n/a	n/a	n/a	n/a
MARTEN	Trapping		n/a	n/a	n/a	n/a	n/a	n/a	n/a	n/a	n/a	n/a	n/a	n/a	n/a	n/a	n/a	n/a	n/a
MINK	Trapping		n/a	n/a	n/a	n/a	n/a	n/a	n/a	n/a	n/a	n/a	n/a	n/a	n/a	n/a	n/a	n/a	n/a
MOOSE	General Season		51	6	45	0	0	199	39	157	0	3	20.40	13.33	22.28	0.00	0.00	1122	4.49
MOOSE	Federal	0913	15	15	0	0	0	7	7	0	0	0	68.18	68.18	0.00	0.00	0.00	159	7.23
MOOSE	**TOTAL SUBUNIT**		66	21	45	0	0	206	46	157	0	3							
MT. GOAT	Drawing	0818	3	0	3	0	0	1	0	1	0	0	75.00	0.00	75.00	0.00	0.00	16	4.00
MT. GOAT	Drawing	0819	5	0	5	0	0	8	0	7	1	0	38.46	0.00	41.67	0.00	0.00	42	3.23
MT. GOAT	**TOTAL SUBUNIT**		8	0	8	0	0	9	0	8	1	0							
OTTER	Trapping		n/a	n/a	n/a	n/a	n/a	n/a	n/a	n/a	n/a	n/a	n/a	n/a	n/a	n/a	n/a	n/a	n/a
SHEEP	General Season		70	2	33	33	2	151	12	110	29	0	31.67	14.29	23.08	53.23	100.00	1196	5.41
WOLF	Hunting/Trapping		n/a	n/a	n/a	n/a	n/a	n/a	n/a	n/a	n/a	n/a	n/a	n/a	n/a	n/a	n/a	n/a	n/a
WOLVERINE	Hunting/Trapping		n/a	n/a	n/a	n/a	n/a	n/a	n/a	n/a	n/a	n/a	n/a	n/a	n/a	n/a	n/a	n/a	n/a

1991-92 HUNTER INFORMATION BY UNIT/SUBUNIT: UNIT 13

SPECIES	TYPE	HUNT	SUCCESSFUL HUNTERS TOTAL	UNIT RES	OTHER STATE RES	NON-RES	UNKN. RES	UNSUCCESSFUL HUNTERS TOTAL	UNIT RES	OTHER STATE RES	NON-RES	UNKN. RES	PERCENT SUCCESSFUL TOTAL	UNIT RES	OTHER STATE RES	NON-RES	UNKN. RES	TOTAL DAYS	AVG. EFFORT
Unit/Subunit 13E																			
BEAVER	Trapping		n/a	n/a	n/a	n/a	n/a	n/a	n/a	n/a	n/a	n/a	n/a	n/a	n/a	n/a	n/a	n/a	n/a
BLACK BEAR	General Season		22	1	17	4	0	n/a	n/a	n/a	n/a	n/a	n/a	n/a	n/a	n/a	0.00	n/a	n/a
BROWN BEAR	General Season		42	1	20	21	0	n/a	n/a	n/a	n/a	n/a	n/a	n/a	n/a	n/a	0.00	n/a	n/a
CARIBOU	Federal	0513	44	40	4	0	0	26	26	0	0	0	62.86	60.61	100.00	0.00	0.00	461	6.59
CARIBOU	Tier II	0566T	511	34	477	0	0	59	14	45	0	0	89.65	70.83	91.38	0.00	0.00	1946	3.41
CARIBOU	**TOTAL SUBUNIT**		555	74	481	0	0	85	40	45	0	0							
COYOTE	Hunting/Trapping		n/a	n/a	n/a	n/a	n/a	n/a	n/a	n/a	n/a	n/a	n/a	n/a	n/a	n/a	n/a	n/a	n/a
FOX	Hunting/Trapping		n/a	n/a	n/a	n/a	n/a	n/a	n/a	n/a	n/a	n/a	n/a	n/a	n/a	n/a	n/a	n/a	n/a
LYNX	Hunting/Trapping		0	0	0	0	0	n/a	n/a	n/a	n/a	n/a	0.00	0.00	0.00	0.00	0.00	n/a	n/a
MARTEN	Trapping		n/a	n/a	n/a	n/a	n/a	n/a	n/a	n/a	n/a	n/a	n/a	n/a	n/a	n/a	n/a	n/a	n/a
MINK	Trapping		n/a	n/a	n/a	n/a	n/a	n/a	n/a	n/a	n/a	n/a	n/a	n/a	n/a	n/a	n/a	n/a	n/a
MOOSE	General Season		166	18	146	0	2	387	24	357	0	6	30.02	42.86	29.03	0.00	25.00	2545	4.60
MOOSE	Federal	0913	15	15	0	0	0	7	6	1	0	0	68.18	71.43	0.00	0.00	0.00	159	7.23
MOOSE	**TOTAL SUBUNIT**		181	33	146	0	2	394	30	358	0	6							
OTTER	Trapping		n/a	n/a	n/a	n/a	n/a	n/a	n/a	n/a	n/a	n/a	n/a	n/a	n/a	n/a	n/a	n/a	n/a
SHEEP	General Season		22	3	8	8	3	90	15	68	5	2	19.64	16.67	10.53	61.54	60.00	621	5.54
WOLF	Hunting/Trapping		n/a	n/a	n/a	n/a	n/a	n/a	n/a	n/a	n/a	n/a	n/a	n/a	n/a	n/a	n/a	n/a	n/a
WOLVERINE	Hunting/Trapping		n/a	n/a	n/a	n/a	n/a	n/a	n/a	n/a	n/a	n/a	n/a	n/a	n/a	n/a	n/a	n/a	n/a
Unit/Subunit 13Z																			
CARIBOU	Federal	0513	35	32	3	0	0	707	646	40	0	21	4.72	4.72	6.98	0.00	0.00	6962	9.38
CARIBOU	Tier II	0566T	153	28	125	0	0	110	54	56	0	0	58.17	34.15	69.06	0.00	0.00	1462	5.56
CARIBOU	**TOTAL SUBUNIT**		188	60	128	0	0	817	700	96	0	21							
MOOSE	General Season		6	1	5	0	0	149	47	100	0	2	3.87	2.08	4.76	0.00	0.00	843	5.44
MOOSE	Federal	0913	5	4	1	0	0	351	327	20	0	4	1.40	1.21	4.76	0.00	0.00	3196	8.98
MOOSE	**TOTAL SUBUNIT**		11	5	6	0	0	500	374	120	0	6							
SHEEP	General Season		3	0	2	1	0	18	1	16	0	1	14.29	0.00	11.11	100.00	0.00	87	4.14

1991-92 HUNTER INFORMATION BY UNIT/SUBUNIT: UNIT 13

SPECIES	TYPE	HUNT TOTAL	SUCCESSFUL HUNTERS UNIT RES	SUCCESSFUL HUNTERS OTHER STATE RES	SUCCESSFUL HUNTERS NON-RES	SUCCESSFUL HUNTERS UNKN. RES	UNSUCCESSFUL HUNTERS TOTAL	UNSUCCESSFUL HUNTERS UNIT RES	UNSUCCESSFUL HUNTERS OTHER STATE RES	UNSUCCESSFUL HUNTERS NON-RES	UNSUCCESSFUL HUNTERS UNKN. RES
UNIT 13 TOTALS FOR SPECIES AND HUNT TYPE											
BEAVER	Trapping	n/a	n/a	n/a	n/a	n/a	n/a	n/a	n/a	n/a	n/a
BLACK BEAR	General Season	69	10	46	13	n/a	n/a	n/a	n/a	n/a	n/a
BROWN BEAR	General Season	75	4	34	37	n/a	n/a	n/a	n/a	n/a	n/a
CARIBOU	Federal	677	623	41	0	13	831	763	46	0	22
CARIBOU	Tier II	1960	263	1697	0	0	475	156	319	0	0
COYOTE	Hunting/Trapping	n/a	n/a	n/a	n/a	n/a	n/a	n/a	n/a	n/a	n/a
FOX	Hunting/Trapping	n/a	n/a	n/a	n/a	n/a	n/a	n/a	n/a	n/a	n/a
LYNX	Hunting/Trapping	n/a	n/a	n/a	n/a	n/a	n/a	n/a	n/a	n/a	n/a
MARTEN	Trapping	n/a	n/a	n/a	n/a	n/a	n/a	n/a	n/a	n/a	n/a
MINK	Trapping	n/a	n/a	n/a	n/a	n/a	n/a	n/a	n/a	n/a	n/a
MOOSE	Federal	102	98	4	0	0	428	399	23	0	6
MOOSE	General Season	587	52	529	1	5	1922	314	1579	4	25
MT. GOAT	Drawing	8	0	8	0	0	9	0	8	1	0
OTTER	Trapping	n/a	n/a	n/a	n/a	n/a	n/a	n/a	n/a	n/a	n/a
SHEEP	Drawing	5	1	4	0	0	10	0	10	0	0
SHEEP	General Season	143	7	81	49	6	471	32	397	36	6
WOLF	Hunting/Trapping	n/a	n/a	n/a	n/a	n/a	n/a	n/a	n/a	n/a	n/a
WOLVERINE	Hunting/Trapping	n/a	n/a	n/a	n/a	n/a	n/a	n/a	n/a	n/a	n/a
UNIT 13 TOTALS											
BEAVER	**TOTAL UNIT**	n/a	n/a	n/a	n/a	n/a	n/a	n/a	n/a	n/a	n/a
BLACK BEAR	**TOTAL UNIT**	69	10	46	13	n/a	n/a	n/a	n/a	n/a	n/a
BROWN BEAR	**TOTAL UNIT**	75	4	34	37	n/a	n/a	n/a	n/a	n/a	n/a
CARIBOU	**TOTAL UNIT**	2637	886	1738	0	13	1306	919	365	0	22
COYOTE	**TOTAL UNIT**	n/a	n/a	n/a	n/a	n/a	n/a	n/a	n/a	n/a	n/a
FOX	**TOTAL UNIT**	n/a	n/a	n/a	n/a	n/a	n/a	n/a	n/a	n/a	n/a
LYNX	**TOTAL UNIT**	n/a	n/a	n/a	n/a	n/a	n/a	n/a	n/a	n/a	n/a
MARTEN	**TOTAL UNIT**	n/a	n/a	n/a	n/a	n/a	n/a	n/a	n/a	n/a	n/a
MINK	**TOTAL UNIT**	n/a	n/a	n/a	n/a	n/a	n/a	n/a	n/a	n/a	n/a
MOOSE	**TOTAL UNIT**	689	150	533	1	5	2350	713	1602	4	31
MT. GOAT	**TOTAL UNIT**	8	0	8	0	0	9	0	8	1	0
OTTER	**TOTAL UNIT**	n/a	n/a	n/a	n/a	n/a	n/a	n/a	n/a	n/a	n/a
SHEEP	**TOTAL UNIT**	148	8	85	49	6	481	32	407	36	6
WOLF	**TOTAL UNIT**	n/a	n/a	n/a	n/a	n/a	n/a	n/a	n/a	n/a	n/a
WOLVERINE	**TOTAL UNIT**	n/a	n/a	n/a	n/a	n/a	n/a	n/a	n/a	n/a	n/a

1991-92 HUNTER INFORMATION BY UNIT/SUBUNIT: UNIT 14

SPECIES	TYPE	HUNT	SUCCESSFUL HUNTERS TOTAL	UNIT RES	OTHER STATE RES	NON-RES	UNKN. RES	UNSUCCESSFUL HUNTERS TOTAL	UNIT RES	OTHER STATE RES	NON-RES	UNKN. RES	PERCENT SUCCESSFUL TOTAL	UNIT RES	OTHER STATE RES	NON-RES	UNKN. RES	TOTAL DAYS	AVG. EFFORT
Unit/Subunit 14A																			
BEAVER	Trapping		n/a	n/a	n/a	n/a	n/a	n/a	n/a	n/a	n/a	n/a	n/a	n/a	n/a	n/a	n/a	n/a	n/a
BLACK BEAR	General Season		53	49	2	2	0	n/a	n/a	n/a	n/a	n/a	n/a	n/a	n/a	n/a	0.00	n/a	n/a
BROWN BEAR	General Season		8	5	0	3	0	n/a	n/a	n/a	n/a	n/a	n/a	n/a	0.00	n/a	0.00	n/a	n/a
CARIBOU	Tier II	0566T	2	2	0	0	0	2	2	0	0	0	50.00	50.00	0.00	0.00	0.00	15	3.75
COYOTE	Hunting/Trapping		n/a	n/a	n/a	n/a	n/a	n/a	n/a	n/a	n/a	n/a	n/a	n/a	n/a	n/a	n/a	n/a	n/a
FOX	Hunting/Trapping		n/a	n/a	n/a	n/a	n/a	n/a	n/a	n/a	n/a	n/a	n/a	n/a	n/a	n/a	n/a	n/a	n/a
LYNX	Hunting/Trapping		n/a	n/a	n/a	n/a	n/a	n/a	n/a	n/a	n/a	n/a	n/a	n/a	n/a	n/a	n/a	n/a	n/a
MARTEN	Trapping		n/a	n/a	n/a	n/a	n/a	n/a	n/a	n/a	n/a	n/a	n/a	n/a	n/a	n/a	n/a	n/a	n/a
MINK	Trapping		n/a	n/a	n/a	n/a	n/a	n/a	n/a	n/a	n/a	n/a	n/a	n/a	n/a	n/a	n/a	n/a	n/a
MOOSE	General Season		495	469	11	9	6	2360	2286	39	12	23	17.34	17.02	22.00	42.86	20.69	14502	5.08
MOOSE	Drawing	0919	18	18	0	0	0	12	12	0	0	0	40? 60.00	60.00	0.00	0.00	0.00	160	5.33
MOOSE	Drawing	0920	21	20	1	0	0	36	35	1	0	0	60? 36.84	36.36	50.00	0.00	0.00	313	5.49
MOOSE	**TOTAL SUBUNIT**		534	507	12	9	6	2408	2333	40	12	23							
MT. GOAT	Registration	0866	4	4	0	0	0	8	6	1	1	0	33.33	40.00	0.00	0.00	0.00	38	3.17
OTTER	Trapping		n/a	n/a	n/a	n/a	n/a	n/a	n/a	n/a	n/a	n/a	n/a	n/a	n/a	n/a	n/a	n/a	n/a
SHEEP	General Season		38	27	3	8	0	112	108	2	1	1	25.33	20.00	60.00	88.89	0.00	624	4.16
WOLF	Hunting/Trapping		n/a	n/a	n/a	n/a	n/a	n/a	n/a	n/a	n/a	n/a	n/a	n/a	n/a	n/a	n/a	n/a	n/a
WOLVERINE	Hunting/Trapping		n/a	n/a	n/a	n/a	n/a	n/a	n/a	n/a	n/a	n/a	n/a	n/a	n/a	n/a	n/a	n/a	n/a
Unit/Subunit 14B																			
BEAVER	Trapping		n/a	n/a	n/a	n/a	n/a	n/a	n/a	n/a	n/a	n/a	n/a	n/a	n/a	n/a	n/a	n/a	n/a
BLACK BEAR	General Season		14	14	0	0	0	n/a	n/a	n/a	n/a	n/a	n/a	n/a	0.00	0.00	0.00	n/a	n/a
BROWN BEAR	General Season		4	2	1	1	0	n/a	n/a	n/a	n/a	n/a	n/a	n/a	n/a	n/a	0.00	n/a	n/a
CARIBOU	Tier II	0566T	11	11	0	0	0	6	6	0	0	0	64.71	64.71	0.00	0.00	0.00	58	3.41
COYOTE	Hunting/Trapping		n/a	n/a	n/a	n/a	n/a	n/a	n/a	n/a	n/a	n/a	n/a	n/a	n/a	n/a	n/a	n/a	n/a
FOX	Hunting/Trapping		n/a	n/a	n/a	n/a	n/a	n/a	n/a	n/a	n/a	n/a	n/a	n/a	n/a	n/a	n/a	n/a	n/a
LYNX	Hunting/Trapping		0	0	0	0	0	n/a	n/a	n/a	n/a	n/a	0.00	0.00	0.00	0.00	0.00	n/a	n/a
MARTEN	Trapping		n/a	n/a	n/a	n/a	n/a	n/a	n/a	n/a	n/a	n/a	n/a	n/a	n/a	n/a	n/a	n/a	n/a
MINK	Trapping		n/a	n/a	n/a	n/a	n/a	n/a	n/a	n/a	n/a	n/a	n/a	n/a	n/a	n/a	n/a	n/a	n/a
MOOSE	General Season		53	50	1	0	2	294	282	6	5	1	15.27	15.06	14.29	0.00	66.67	1543	4.45
OTTER	Trapping		n/a	n/a	n/a	n/a	n/a	n/a	n/a	n/a	n/a	n/a	n/a	n/a	n/a	n/a	n/a	n/a	n/a
SHEEP	General Season		16	6	1	9	0	11	9	1	1	0	59.26	40.00	50.00	90.00	0.00	178	6.59
WOLF	Hunting/Trapping		0	0	0	0	0	n/a	n/a	n/a	n/a	n/a	0.00	0.00	0.00	0.00	0.00	n/a	n/a
WOLVERINE	Hunting/Trapping		n/a	n/a	n/a	n/a	n/a	n/a	n/a	n/a	n/a	n/a	n/a	n/a	n/a	n/a	n/a	n/a	n/a
Unit/Subunit 14C																			
BEAVER	Trapping		n/a	n/a	n/a	n/a	n/a	n/a	n/a	n/a	n/a	n/a	n/a	n/a	n/a	n/a	n/a	n/a	n/a
BLACK BEAR	General Season		23	23	0	0	0	n/a	n/a	n/a	n/a	n/a	n/a	n/a	0.00	0.00	0.00	n/a	n/a
BROWN BEAR	General Season		0	0	0	0	0	n/a	n/a	n/a	n/a	n/a	0.00	0.00	0.00	0.00	0.00	n/a	n/a
COYOTE	Hunting/Trapping		n/a	n/a	n/a	n/a	n/a	n/a	n/a	n/a	n/a	n/a	n/a	n/a	n/a	n/a	n/a	n/a	n/a
FOX	Hunting/Trapping		n/a	n/a	n/a	n/a	n/a	n/a	n/a	n/a	n/a	n/a	n/a	n/a	n/a	n/a	n/a	n/a	n/a

1991-92 HUNTER INFORMATION BY UNIT/SUBUNIT: UNIT 14

SPECIES	TYPE	HUNT	SUCCESSFUL HUNTERS TOTAL	UNIT RES	OTHER STATE RES	NON-RES	UNKN. RES	UNSUCCESSFUL HUNTERS TOTAL	UNIT RES	OTHER STATE RES	NON-RES	UNKN. RES	PERCENT SUCCESSFUL TOTAL	UNIT RES	OTHER STATE RES	NON-RES	UNKN. RES	TOTAL DAYS	AVG. EFFORT
Unit/Subunit 14C																			
LYNX	Hunting/Trapping		n/a	n/a	n/a	n/a	n/a	n/a	n/a	n/a	n/a	n/a	n/a	n/a	n/a	n/a	n/a	n/a	n/a
MARTEN	Trapping		n/a	n/a	n/a	n/a	n/a	n/a	n/a	n/a	n/a	n/a	n/a	n/a	n/a	n/a	n/a	n/a	n/a
MINK	Trapping		n/a	n/a	n/a	n/a	n/a	n/a	n/a	n/a	n/a	n/a	n/a	n/a	n/a	n/a	n/a	n/a	n/a
MOOSE	General Season		53	48	0	2	3	218	207	7	3	1	19.56	18.82	0.00	40.00	75.00	1107	4.08
MOOSE	Drawing	0910	21	19	2	0	0	13	11	2	0	0	61.76	63.33	50.00	0.00	0.00	112	3.29
MOOSE	Drawing	0911	16	15	1	0	0	10	10	0	0	0	61.54	60.00	100.00	0.00	0.00	77	2.96
MOOSE	Drawing	0921	7	6	1	0	0	1	1	0	0	0	87.50	85.71	100.00	0.00	0.00	41	5.13
MOOSE	Drawing	0922	7	6	1	0	0	4	3	1	0	0	63.64	66.67	50.00	0.00	0.00	48	4.36
MOOSE	Drawing	0923	6	4	1	1	0	6	3	3	0	0	50.00	57.14	25.00	100.00	0.00	81	6.75
MOOSE	Drawing	0924	21	18	2	1	0	22	19	2	1	0	48.84	48.65	50.00	50.00	0.00	472	10.98
MOOSE	Drawing	0925	21	21	0	0	0	8	6	2	0	0	72.41	77.78	0.00	0.00	0.00	226	7.79
MOOSE	Drawing	0927	27	26	1	0	0	15	15	0	0	0	64.29	63.41	100.00	0.00	0.00	232	5.52
MOOSE	Drawing	0929	5	5	0	0	0	0	0	0	0	0	100.00	100.00	0.00	0.00	0.00	15	3.00
MOOSE	Drawing	0941	10	9	1	0	0	4	4	0	0	0	71.43	69.23	100.00	0.00	0.00	94	6.71
MOOSE	Drawing	0943	8	8	0	0	0	4	3	1	0	0	66.67	72.73	0.00	0.00	0.00	53	4.42
MOOSE	Drawing	0948	1	1	0	0	0	12	10	1	0	1	7.69	9.09	0.00	0.00	0.00	129	9.92
MOOSE	Drawing	0949	2	2	0	0	0	8	8	0	0	0	20.00	20.00	0.00	0.00	0.00	89	8.90
MOOSE	Registration	0975	5	5	0	0	0	195	186	7	1	1	2.50	2.62	0.00	0.00	0.00	854	4.27
MOOSE	**TOTAL SUBUNIT**		210	193	10	4	3	520	486	26	5	3							
MT. GOAT	Registration	0868	7	6	1	0	0	29	26	2	0	1	19.44	18.75	33.33	0.00	0.00	88	2.44
MT. GOAT	Registration	0869	29	24	1	4	0	24	23	1	0	0	54.72	51.06	50.00	100.00	0.00	140	2.64
MT. GOAT	Registration	0881	0	0	0	0	0	0	0	0	0	0	0.00	0.00	0.00	0.00	0.00	0	n/a
MT. GOAT	Registration	0882	0	0	0	0	0	1	1	0	0	0	0.00	0.00	0.00	0.00	0.00	7	7.00
MT. GOAT	**TOTAL SUBUNIT**		36	30	2	4	0	54	50	3	0	1							
OTTER	Trapping		n/a	n/a	n/a	n/a	n/a	n/a	n/a	n/a	n/a	n/a	n/a	n/a	n/a	n/a	n/a	n/a	n/a
SHEEP	Drawing	1127	0	0	0	0	0	3	3	0	0	0	0.00	0.00	0.00	0.00	0.00	15	5.00
SHEEP	Drawing	1128	2	2	0	0	0	1	1	0	0	0	66.67	66.67	0.00	0.00	0.00	13	4.33
SHEEP	Drawing	1129	0	0	0	0	0	3	3	0	0	0	0.00	0.00	0.00	0.00	0.00	14	4.67
SHEEP	Drawing	1130	18	17	1	0	0	10	9	1	0	0	64.29	65.38	50.00	0.00	0.00	83	2.96
SHEEP	Drawing	1131	13	13	0	0	0	19	17	2	0	0	40.63	43.33	0.00	0.00	0.00	112	3.50
SHEEP	Drawing	1132	8	8	0	0	0	19	17	2	0	0	29.63	32.00	0.00	0.00	0.00	105	3.89
SHEEP	Drawing	1133	4	3	1	0	0	2	2	0	0	0	66.67	60.00	100.00	0.00	0.00	28	4.67
SHEEP	Drawing	1134	0	0	0	0	0	6	6	0	0	0	0.00	0.00	0.00	0.00	0.00	27	4.50
SHEEP	Drawing	1135	1	1	0	0	0	2	1	0	1	0	33.33	50.00	0.00	0.00	0.00	15	5.00
SHEEP	Drawing	1136	8	5	2	1	0	9	8	1	0	0	47.06	38.46	66.67	100.00	0.00	46	2.71
SHEEP	Drawing	1137	6	6	0	0	0	13	13	0	0	0	31.58	31.58	0.00	0.00	0.00	73	3.84
SHEEP	Drawing	1138	6	5	1	0	0	12	8	4	0	0	33.33	38.46	20.00	0.00	0.00	84	4.67
SHEEP	Drawing	1139	9	7	2	0	0	16	15	1	0	0	36.00	31.82	66.67	0.00	0.00	92	3.68
SHEEP	Drawing	1140	3	2	0	1	0	53	48	5	0	0	5.36	4.00	0.00	100.00	0.00	198	3.54
SHEEP	Drawing	1141	5	4	1	0	0	18	15	3	0	0	21.74	21.05	25.00	0.00	0.00	107	4.65
SHEEP	**TOTAL SUBUNIT**		83	73	8	2	0	186	166	19	1	0							
WOLF	Hunting/Trapping		0	0	0	0	0	n/a	n/a	n/a	n/a	n/a	0.00	0.00	0.00	0.00	0.00	n/a	n/a
WOLVERINE	Hunting/Trapping		n/a	n/a	n/a	n/a	n/a	n/a	n/a	n/a	n/a	n/a	n/a	n/a	n/a	n/a	n/a	n/a	n/a

1991-92 HUNTER INFORMATION BY UNIT/SUBUNIT: UNIT 14

SPECIES	TYPE	HUNT	SUCCESSFUL HUNTERS TOTAL	UNIT RES	OTHER STATE RES	NON-RES	UNKN. RES	UNSUCCESSFUL HUNTERS TOTAL	UNIT RES	OTHER STATE RES	NON-RES	UNKN. RES	PERCENT SUCCESSFUL TOTAL	UNIT RES	OTHER STATE RES	NON-RES	UNKN. RES	TOTAL DAYS	AVG. EFFORT
Unit/Subunit 14Z																			
CARIBOU	Tier II	0566T	0	0	0	0	0	1	1	0	0	0	0.00	0.00	0.00	0.00	0.00	0	0.00
MOOSE	General Season		3	2	0	1	0	38	34	3	1	0	7.32	5.56	0.00	50.00	0.00	175	4.27
SHEEP	General Season		1	0	0	0	1	1	1	0	0	0	50.00	0.00	0.00	0.00	100.00	n/a	n/a

1991-92 HUNTER INFORMATION BY UNIT/SUBUNIT: UNIT 14

SPECIES	TYPE	HUNT TOTAL	SUCCESSFUL HUNTERS				UNSUCCESSFUL HUNTERS				
			UNIT RES	OTHER STATE RES	NON-RES	UNKN. RES	TOTAL	UNIT RES	OTHER STATE RES	NON-RES	UNKN. RES
UNIT 14 TOTALS FOR SPECIES AND HUNT TYPE											
BEAVER	Trapping	n/a	n/a	n/a	n/a	n/a	n/a	n/a	n/a	n/a	n/a
BLACK BEAR	General Season	90	86	2	2	n/a	n/a	n/a	n/a	n/a	n/a
BROWN BEAR	General Season	12	7	1	4	n/a	n/a	n/a	n/a	n/a	n/a
CARIBOU	Tier II	13	13	0	0	0	9	9	0	0	0
COYOTE	Hunting/Trapping	n/a	n/a	n/a	n/a	n/a	n/a	n/a	n/a	n/a	n/a
FOX	Hunting/Trapping	n/a	n/a	n/a	n/a	n/a	n/a	n/a	n/a	n/a	n/a
LYNX	Hunting/Trapping	n/a	n/a	n/a	n/a	n/a	n/a	n/a	n/a	n/a	n/a
MARTEN	Trapping	n/a	n/a	n/a	n/a	n/a	n/a	n/a	n/a	n/a	n/a
MINK	Trapping	n/a	n/a	n/a	n/a	n/a	n/a	n/a	n/a	n/a	n/a
MOOSE	Drawing	191	178	11	2	0	155	140	13	1	1
MOOSE	General Season	604	569	12	12	11	2910	2809	55	21	25
MOOSE	Registration	5	5	0	0	0	195	186	7	1	1
MT. GOAT	Registration	40	34	2	4	0	62	56	4	1	1
OTTER	Trapping	n/a	n/a	n/a	n/a	n/a	n/a	n/a	n/a	n/a	n/a
SHEEP	Drawing	83	73	8	2	0	186	166	19	1	0
SHEEP	General Season	55	33	4	17	1	124	118	3	2	1
WOLF	Hunting/Trapping	n/a	n/a	n/a	n/a	n/a	n/a	n/a	n/a	n/a	n/a
WOLVERINE	Hunting/Trapping	n/a	n/a	n/a	n/a	n/a	n/a	n/a	n/a	n/a	n/a
UNIT 14 TOTALS											
BEAVER	**TOTAL UNIT**	n/a	n/a	n/a	n/a	n/a	n/a	n/a	n/a	n/a	n/a
BLACK BEAR	**TOTAL UNIT**	90	86	2	2	n/a	n/a	n/a	n/a	n/a	n/a
BROWN BEAR	**TOTAL UNIT**	12	7	1	4	n/a	n/a	n/a	n/a	n/a	n/a
CARIBOU	**TOTAL UNIT**	13	13	0	0	0	9	9	0	0	0
COYOTE	**TOTAL UNIT**	n/a	n/a	n/a	n/a	n/a	n/a	n/a	n/a	n/a	n/a
FOX	**TOTAL UNIT**	n/a	n/a	n/a	n/a	n/a	n/a	n/a	n/a	n/a	n/a
LYNX	**TOTAL UNIT**	n/a	n/a	n/a	n/a	n/a	n/a	n/a	n/a	n/a	n/a
MARTEN	**TOTAL UNIT**	n/a	n/a	n/a	n/a	n/a	n/a	n/a	n/a	n/a	n/a
MINK	**TOTAL UNIT**	n/a	n/a	n/a	n/a	n/a	n/a	n/a	n/a	n/a	n/a
MOOSE	**TOTAL UNIT**	800	752	23	14	11	3260	3135	75	23	27
MT. GOAT	**TOTAL UNIT**	40	34	2	4	0	62	56	4	1	1
OTTER	**TOTAL UNIT**	n/a	n/a	n/a	n/a	n/a	n/a	n/a	n/a	n/a	n/a
SHEEP	**TOTAL UNIT**	138	106	12	19	1	310	284	22	3	1
WOLF	**TOTAL UNIT**	n/a	n/a	n/a	n/a	n/a	n/a	n/a	n/a	n/a	n/a
WOLVERINE	**TOTAL UNIT**	n/a	n/a	n/a	n/a	n/a	n/a	n/a	n/a	n/a	n/a

1991-92 HUNTER INFORMATION BY UNIT/SUBUNIT: UNIT 15

SPECIES	TYPE	HUNT	SUCCESSFUL HUNTERS TOTAL	UNIT RES	OTHER STATE RES	NON-RES	UNKN. RES	UNSUCCESSFUL HUNTERS TOTAL	UNIT RES	OTHER STATE RES	NON-RES	UNKN. RES	PERCENT SUCCESSFUL TOTAL	UNIT RES	OTHER STATE RES	NON-RES	UNKN. RES	TOTAL DAYS	AVG. EFFORT
Unit/Subunit 15A																			
BEAVER	Trapping		n/a	n/a	n/a	n/a	n/a	n/a	n/a	n/a	n/a	n/a	n/a	n/a	n/a	n/a	n/a	n/a	n/a
BLACK BEAR	General Season		32	23	6	3	0	n/a	n/a	n/a	n/a	n/a	n/a	n/a	n/a	n/a	0.00	n/a	n/a
BROWN BEAR	General Season		2	0	2	0	0	n/a	n/a	n/a	n/a	n/a	n/a	0.00	n/a	0.00	0.00	n/a	n/a
CARIBOU	Drawing	0506	2	1	1	0	0	1	0	1	0	0	66.67	100.00	50.00	0.00	0.00	9	3.00
COYOTE	Hunting/Trapping		n/a	n/a	n/a	n/a	n/a	n/a	n/a	n/a	n/a	n/a	n/a	n/a	n/a	n/a	n/a	n/a	n/a
FOX	Hunting/Trapping		n/a	n/a	n/a	n/a	n/a	n/a	n/a	n/a	n/a	n/a	n/a	n/a	n/a	n/a	n/a	n/a	n/a
MARTEN	Trapping		0	0	0	0	0	n/a	n/a	n/a	n/a	n/a	0.00	0.00	0.00	0.00	0.00	n/a	n/a
MINK	Trapping		n/a	n/a	n/a	n/a	n/a	n/a	n/a	n/a	n/a	n/a	n/a	n/a	n/a	n/a	n/a	n/a	n/a
MOOSE	General Season		185	150	26	2	7	1033	810	184	13	26	15.19	15.63	12.38	13.33	21.21	7481	6.14
MOOSE	Drawing	0944	11	6	5	0	0	9	4	5	0	0	55.00	60.00	50.00	0.00	0.00	73	3.65
MOOSE	**TOTAL SUBUNIT**		196	156	31	2	7	1042	814	189	13	26							
OTTER	Trapping		n/a	n/a	n/a	n/a	n/a	n/a	n/a	n/a	n/a	n/a	n/a	n/a	n/a	n/a	n/a	n/a	n/a
SHEEP	General Season		4	3	1	0	0	24	22	2	0	0	14.29	12.00	33.33	0.00	0.00	64	2.29
WOLF	Hunting/Trapping		n/a	n/a	n/a	n/a	n/a	n/a	n/a	n/a	n/a	n/a	n/a	n/a	n/a	n/a	n/a	n/a	n/a
WOLVERINE	Hunting/Trapping		0	0	0	0	0	n/a	n/a	n/a	n/a	n/a	0.00	0.00	0.00	0.00	0.00	n/a	n/a
Unit/Subunit 15B																			
BEAVER	Trapping		n/a	n/a	n/a	n/a	n/a	n/a	n/a	n/a	n/a	n/a	n/a	n/a	n/a	n/a	n/a	n/a	n/a
BLACK BEAR	General Season		25	13	10	2	0	n/a	n/a	n/a	n/a	n/a	n/a	n/a	n/a	n/a	0.00	n/a	n/a
BROWN BEAR	General Season		3	1	1	1	0	n/a	n/a	n/a	n/a	n/a	n/a	n/a	n/a	n/a	0.00	n/a	n/a
COYOTE	Hunting/Trapping		n/a	n/a	n/a	n/a	n/a	n/a	n/a	n/a	n/a	n/a	n/a	n/a	n/a	n/a	n/a	n/a	n/a
FOX	Hunting/Trapping		n/a	n/a	n/a	n/a	n/a	n/a	n/a	n/a	n/a	n/a	n/a	n/a	n/a	n/a	n/a	n/a	n/a
MARTEN	Trapping		n/a	n/a	n/a	n/a	n/a	n/a	n/a	n/a	n/a	n/a	n/a	n/a	n/a	n/a	n/a	n/a	n/a
MINK	Trapping		n/a	n/a	n/a	n/a	n/a	n/a	n/a	n/a	n/a	n/a	n/a	n/a	n/a	n/a	n/a	n/a	n/a
MOOSE	General Season		39	31	3	0	5	265	197	42	5	21	12.83	13.60	6.67	0.00	19.23	1871	6.15
MOOSE	Drawing	0930	0	0	0	0	0	7	1	4	2	0	0.00	0.00	0.00	0.00	0.00	66	9.43
MOOSE	Drawing	0931	1	0	1	0	0	8	0	8	0	0	11.11	0.00	11.11	0.00	0.00	45	5.00
MOOSE	Drawing	0932	3	2	0	1	0	0	0	0	0	0	100.00	100.00	0.00	100.00	0.00	11	3.67
MOOSE	Drawing	0933	2	2	0	0	0	1	0	1	0	0	66.67	100.00	0.00	0.00	0.00	18	6.00
MOOSE	Drawing	0934	6	4	2	0	0	2	1	1	0	0	75.00	80.00	66.67	0.00	0.00	48	6.00
MOOSE	Drawing	0935	9	5	4	0	0	1	0	1	0	0	90.00	100.00	80.00	0.00	0.00	60	6.00
MOOSE	Drawing	0936	2	2	0	0	0	3	3	0	0	0	40.00	40.00	0.00	0.00	0.00	23	4.60
MOOSE	Drawing	0937	5	0	4	1	0	3	2	1	0	0	62.50	0.00	80.00	100.00	0.00	48	6.00
MOOSE	Drawing	0938	3	1	1	1	0	2	0	2	0	0	60.00	100.00	33.33	100.00	0.00	13	2.60
MOOSE	Drawing	0939	7	5	2	0	0	2	1	0	0	1	77.78	83.33	100.00	0.00	0.00	65	7.22
MOOSE	**TOTAL SUBUNIT**		77	52	17	3	5	294	205	60	7	22							
MT. GOAT	Drawing	0854	4	2	2	0	0	4	2	2	0	0	50.00	50.00	50.00	0.00	0.00	32	4.00
MT. GOAT	Drawing	0855	0	0	0	0	0	3	1	2	0	0	0.00	0.00	0.00	0.00	0.00	21	7.00
MT. GOAT	Drawing	0856	2	1	1	0	0	0	0	0	0	0	100.00	100.00	100.00	0.00	0.00	12	6.00
MT. GOAT	**TOTAL SUBUNIT**		6	3	3	0	0	7	3	4	0	0							
OTTER	Trapping		n/a	n/a	n/a	n/a	n/a	n/a	n/a	n/a	n/a	n/a	n/a	n/a	n/a	n/a	n/a	n/a	n/a
SHEEP	General Season		18	10	7	1	0	54	33	18	2	1	25.00	23.26	28.00	33.33	0.00	353	4.90
WOLF	Hunting/Trapping		0	0	0	0	0	n/a	n/a	n/a	n/a	n/a	0.00	0.00	0.00	0.00	0.00	n/a	n/a
WOLVERINE	Hunting/Trapping		0	0	0	0	0	n/a	n/a	n/a	n/a	n/a	0.00	0.00	0.00	0.00	0.00	n/a	n/a

GMU - Hunter

1991-92 HUNTER INFORMATION BY UNIT/SUBUNIT: UNIT 15

SPECIES	TYPE	HUNT	SUCCESSFUL HUNTERS TOTAL	UNIT RES	OTHER STATE RES	NON-RES	UNKN. RES	UNSUCCESSFUL HUNTERS TOTAL	UNIT RES	OTHER STATE RES	NON-RES	UNKN. RES	PERCENT SUCCESSFUL TOTAL	UNIT RES	OTHER STATE RES	NON-RES	UNKN. RES	TOTAL DAYS	AVG. EFFORT
Unit/Subunit 15C																			
BEAVER	Trapping		n/a	n/a	n/a	n/a	n/a	n/a	n/a	n/a	n/a	n/a	n/a	n/a	n/a	n/a	n/a	n/a	n/a
BLACK BEAR	General Season		102	56	37	9	0	n/a	n/a	n/a	n/a	n/a	n/a	n/a	n/a	n/a	0.00	n/a	n/a
BROWN BEAR	General Season		5	3	0	2	0	n/a	n/a	n/a	n/a	n/a	n/a	n/a	0.00	n/a	0.00	n/a	n/a
COYOTE	Hunting/Trapping		n/a	n/a	n/a	n/a	n/a	n/a	n/a	n/a	n/a	n/a	n/a	n/a	n/a	n/a	n/a	n/a	n/a
FOX	Hunting/Trapping		n/a	n/a	n/a	n/a	n/a	n/a	n/a	n/a	n/a	n/a	n/a	n/a	n/a	n/a	n/a	n/a	n/a
MARTEN	Trapping		0	0	0	0	0	n/a	n/a	n/a	n/a	n/a	0.00	0.00	0.00	0.00	0.00	n/a	n/a
MINK	Trapping		n/a	n/a	n/a	n/a	n/a	n/a	n/a	n/a	n/a	n/a	n/a	n/a	n/a	n/a	n/a	n/a	n/a
MOOSE	General Season		293	243	29	9	12	876	715	116	5	40	25.06	25.37	20.00	64.29	23.08	6904	5.91
MOOSE	Tier II	0940T	0	0	0	0	0	13	13	0	0	0	0.00	0.00	0.00	0.00	0.00	246	18.92
MOOSE	**TOTAL SUBUNIT**		293	243	29	9	12	889	728	116	5	40							
MT. GOAT	Drawing	0857	5	4	1	0	0	4	1	3	0	0	55.56	80.00	25.00	0.00	0.00	39	4.33
MT. GOAT	Drawing	0858	4	1	1	2	0	2	0	2	0	0	66.67	100.00	33.33	100.00	0.00	33	5.50
MT. GOAT	Drawing	0859	4	2	2	0	0	4	3	1	0	0	50.00	40.00	66.67	0.00	0.00	18	2.25
MT. GOAT	Drawing	0860	7	4	3	0	0	8	0	8	0	0	46.67	100.00	27.27	0.00	0.00	58	3.87
MT. GOAT	Drawing	0861	1	0	1	0	0	3	2	1	0	0	25.00	0.00	50.00	0.00	0.00	16	4.00
MT. GOAT	Drawing	0862	4	3	1	0	0	6	4	2	0	0	40.00	42.86	33.33	0.00	0.00	31	3.10
MT. GOAT	Tier II	0863T	5	3	2	0	0	3	1	2	0	0	62.50	75.00	50.00	0.00	0.00	19	2.38
MT. GOAT	Tier II	0864T	2	2	0	0	0	8	5	3	0	0	20.00	28.57	0.00	0.00	0.00	33	3.30
MT. GOAT	Tier II	0865T	4	3	1	0	0	14	9	5	0	0	22.22	25.00	16.67	0.00	0.00	97	5.39
MT. GOAT	Registration	0892	1	1	0	0	0	1	1	0	0	0	50.00	50.00	0.00	0.00	0.00	5	2.50
MT. GOAT	Registration	0893	2	2	0	0	0	0	0	0	0	0	100.00	100.00	0.00	0.00	0.00	3	1.50
MT. GOAT	Registration	0894	3	3	0	0	0	18	14	4	0	0	14.29	17.65	0.00	0.00	0.00	34	1.62
MT. GOAT	Registration	0897	7	4	3	0	0	5	4	1	0	0	58.33	50.00	75.00	0.00	0.00	40	3.33
MT. GOAT	Registration	0898	3	3	0	0	0	14	13	1	0	0	17.65	18.75	0.00	0.00	0.00	46	2.71
MT. GOAT	Registration	0899	3	3	0	0	0	0	0	0	0	0	100.00	100.00	0.00	0.00	0.00	3	1.00
MT. GOAT	**TOTAL SUBUNIT**		55	38	15	2	0	90	57	33	0	0							
OTTER	Trapping		n/a	n/a	n/a	n/a	n/a	n/a	n/a	n/a	n/a	n/a	n/a	n/a	n/a	n/a	n/a	n/a	n/a
SHEEP	General Season		4	1	2	1	0	16	11	4	1	0	20.00	8.33	33.33	50.00	0.00	99	4.95
WOLF	Hunting/Trapping		n/a	n/a	n/a	n/a	n/a	n/a	n/a	n/a	n/a	n/a	n/a	n/a	n/a	n/a	n/a	n/a	n/a
WOLVERINE	Hunting/Trapping		n/a	n/a	n/a	n/a	n/a	n/a	n/a	n/a	n/a	n/a	n/a	n/a	n/a	n/a	n/a	n/a	n/a
Unit/Subunit 15Z																			
MOOSE	General Season		4	3	0	0	1	29	16	9	1	3	12.12	15.79	0.00	0.00	25.00	197	5.97

1991-92 HUNTER INFORMATION BY UNIT/SUBUNIT: UNIT 15

SPECIES	TYPE	HUNT TOTAL	SUCCESSFUL HUNTERS UNIT RES	SUCCESSFUL HUNTERS OTHER STATE RES	SUCCESSFUL HUNTERS NON-RES	SUCCESSFUL HUNTERS UNKN. RES	UNSUCCESSFUL HUNTERS TOTAL	UNSUCCESSFUL HUNTERS UNIT RES	UNSUCCESSFUL HUNTERS OTHER STATE RES	UNSUCCESSFUL HUNTERS NON-RES	UNSUCCESSFUL HUNTERS UNKN. RES
UNIT 15 TOTALS FOR SPECIES AND HUNT TYPE											
BEAVER	Trapping	n/a	n/a	n/a	n/a	n/a	n/a	n/a	n/a	n/a	n/a
BLACK BEAR	General Season	159	92	53	14	n/a	n/a	n/a	n/a	n/a	n/a
BROWN BEAR	General Season	10	4	3	3	n/a	n/a	n/a	n/a	n/a	n/a
CARIBOU	Drawing	2	1	1	0	0	1	0	1	0	0
COYOTE	Hunting/Trapping	n/a	n/a	n/a	n/a	n/a	n/a	n/a	n/a	n/a	n/a
FOX	Hunting/Trapping	n/a	n/a	n/a	n/a	n/a	n/a	n/a	n/a	n/a	n/a
MARTEN	Trapping	n/a	n/a	n/a	n/a	n/a	n/a	n/a	n/a	n/a	n/a
MINK	Trapping	n/a	n/a	n/a	n/a	n/a	n/a	n/a	n/a	n/a	n/a
MOOSE	Drawing	49	27	19	3	0	38	12	23	2	1
MOOSE	General Season	521	427	58	11	25	2203	1738	351	24	90
MOOSE	Tier II	0	0	0	0	0	13	13	0	0	0
MT. GOAT	Drawing	31	17	12	2	0	34	13	21	0	0
MT. GOAT	Registration	19	16	3	0	0	38	32	6	0	0
MT. GOAT	Tier II	11	8	3	0	0	25	15	10	0	0
OTTER	Trapping	n/a	n/a	n/a	n/a	n/a	n/a	n/a	n/a	n/a	n/a
SHEEP	General Season	26	14	10	2	0	94	66	24	3	1
WOLF	Hunting/Trapping	n/a	n/a	n/a	n/a	n/a	n/a	n/a	n/a	n/a	n/a
WOLVERINE	Hunting/Trapping	n/a	n/a	n/a	n/a	n/a	n/a	n/a	n/a	n/a	n/a
UNIT 15 TOTALS											
BEAVER	**TOTAL UNIT**	n/a	n/a	n/a	n/a	n/a	n/a	n/a	n/a	n/a	n/a
BLACK BEAR	**TOTAL UNIT**	159	92	53	14	n/a	n/a	n/a	n/a	n/a	n/a
BROWN BEAR	**TOTAL UNIT**	10	4	3	3	n/a	n/a	n/a	n/a	n/a	n/a
CARIBOU	**TOTAL UNIT**	2	1	1	0	0	1	0	1	0	0
COYOTE	**TOTAL UNIT**	n/a	n/a	n/a	n/a	n/a	n/a	n/a	n/a	n/a	n/a
FOX	**TOTAL UNIT**	n/a	n/a	n/a	n/a	n/a	n/a	n/a	n/a	n/a	n/a
MARTEN	**TOTAL UNIT**	n/a	n/a	n/a	n/a	n/a	n/a	n/a	n/a	n/a	n/a
MINK	**TOTAL UNIT**	n/a	n/a	n/a	n/a	n/a	n/a	n/a	n/a	n/a	n/a
MOOSE	**TOTAL UNIT**	570	454	77	14	25	2254	1763	374	26	91
MT. GOAT	**TOTAL UNIT**	61	41	18	2	0	97	60	37	0	0
OTTER	**TOTAL UNIT**	n/a	n/a	n/a	n/a	n/a	n/a	n/a	n/a	n/a	n/a
SHEEP	**TOTAL UNIT**	26	14	10	2	0	94	66	24	3	1
WOLF	**TOTAL UNIT**	n/a	n/a	n/a	n/a	n/a	n/a	n/a	n/a	n/a	n/a
WOLVERINE	**TOTAL UNIT**	n/a	n/a	n/a	n/a	n/a	n/a	n/a	n/a	n/a	n/a

1991-92 HUNTER INFORMATION BY UNIT/SUBUNIT: UNIT 16

SPECIES	TYPE	HUNT	SUCCESSFUL HUNTERS TOTAL	UNIT RES	OTHER STATE RES	NON-RES	UNKN. RES	UNSUCCESSFUL HUNTERS TOTAL	UNIT RES	OTHER STATE RES	NON-RES	UNKN. RES	PERCENT SUCCESSFUL TOTAL	UNIT RES	OTHER STATE RES	NON-RES	UNKN. RES	TOTAL DAYS	AVG. EFFORT
Unit/Subunit 16A																			
BEAVER	Trapping		n/a	n/a	n/a	n/a	n/a	n/a	n/a	n/a	n/a	n/a	n/a	n/a	n/a	n/a	n/a	n/a	n/a
BLACK BEAR	General Season		41	0	37	3	1	n/a	n/a	n/a	n/a	n/a	n/a	0.00	n/a	n/a	n/a	n/a	n/a
BROWN BEAR	General Season		12	1	11	0	0	n/a	n/a	n/a	n/a	n/a	n/a	n/a	n/a	0.00	0.00	n/a	n/a
CARIBOU	General Season		n/a	n/a	n/a	n/a	n/a	n/a	n/a	n/a	n/a	n/a	n/a	n/a	n/a	n/a	n/a	n/a	n/a
COYOTE	Hunting/Trapping		n/a	n/a	n/a	n/a	n/a	n/a	n/a	n/a	n/a	n/a	n/a	n/a	n/a	n/a	n/a	n/a	n/a
FOX	Hunting/Trapping		n/a	n/a	n/a	n/a	n/a	n/a	n/a	n/a	n/a	n/a	n/a	n/a	n/a	n/a	n/a	n/a	n/a
LYNX	Hunting/Trapping		0	0	0	0	0	n/a	n/a	n/a	n/a	n/a	0.00	0.00	0.00	0.00	0.00	n/a	n/a
MARTEN	Trapping		n/a	n/a	n/a	n/a	n/a	n/a	n/a	n/a	n/a	n/a	n/a	n/a	n/a	n/a	n/a	n/a	n/a
MINK	Trapping		n/a	n/a	n/a	n/a	n/a	n/a	n/a	n/a	n/a	n/a	n/a	n/a	n/a	n/a	n/a	n/a	n/a
MOOSE	General Season		138	9	123	4	2	721	29	672	12	8	16.07	23.68	15.47	25.00	20.00	4593	5.35
OTTER	Trapping		n/a	n/a	n/a	n/a	n/a	n/a	n/a	n/a	n/a	n/a	n/a	n/a	n/a	n/a	n/a	n/a	n/a
SHEEP	General Season		1	0	0	1	0	0	0	0	0	0	100.00	0.00	0.00	100.00	0.00	3	3.00
WOLF	Hunting/Trapping		n/a	n/a	n/a	n/a	n/a	n/a	n/a	n/a	n/a	n/a	n/a	n/a	n/a	n/a	n/a	n/a	n/a
WOLVERINE	Hunting/Trapping		n/a	n/a	n/a	n/a	n/a	n/a	n/a	n/a	n/a	n/a	n/a	n/a	n/a	n/a	n/a	n/a	n/a
Unit/Subunit 16B																			
BEAVER	Trapping		n/a	n/a	n/a	n/a	n/a	n/a	n/a	n/a	n/a	n/a	n/a	n/a	n/a	n/a	n/a	n/a	n/a
BLACK BEAR	General Season		109	0	77	32	0	n/a	n/a	n/a	n/a	n/a	n/a	0.00	n/a	n/a	0.00	n/a	n/a
BROWN BEAR	General Season		56	0	22	34	0	n/a	n/a	n/a	n/a	n/a	n/a	0.00	n/a	n/a	0.00	n/a	n/a
CARIBOU	General Season		n/a	n/a	n/a	n/a	n/a	n/a	n/a	n/a	n/a	n/a	n/a	n/a	n/a	n/a	n/a	n/a	n/a
COYOTE	Hunting/Trapping		n/a	n/a	n/a	n/a	n/a	n/a	n/a	n/a	n/a	n/a	n/a	n/a	n/a	n/a	n/a	n/a	n/a
FOX	Hunting/Trapping		n/a	n/a	n/a	n/a	n/a	n/a	n/a	n/a	n/a	n/a	n/a	n/a	n/a	n/a	n/a	n/a	n/a
LYNX	Hunting/Trapping		n/a	n/a	n/a	n/a	n/a	n/a	n/a	n/a	n/a	n/a	n/a	n/a	n/a	n/a	n/a	n/a	n/a
MARTEN	Trapping		n/a	n/a	n/a	n/a	n/a	n/a	n/a	n/a	n/a	n/a	n/a	n/a	n/a	n/a	n/a	n/a	n/a
MINK	Trapping		n/a	n/a	n/a	n/a	n/a	n/a	n/a	n/a	n/a	n/a	n/a	n/a	n/a	n/a	n/a	n/a	n/a
MOOSE	General Season		210	15	156	35	4	585	26	511	41	7	26.42	36.59	23.39	46.05	36.36	4538	5.71
MOOSE	Federal	0916	1	1	0	0	0	3	2	1	0	0	25.00	33.33	0.00	0.00	0.00	11	2.75
MOOSE	Tier II	0979T	51	20	31	0	0	34	16	18	0	0	60.00	55.56	63.27	0.00	0.00	281	3.31
MOOSE	**TOTAL SUBUNIT**		262	36	187	35	4	622	44	530	41	7							
OTTER	Trapping		n/a	n/a	n/a	n/a	n/a	n/a	n/a	n/a	n/a	n/a	n/a	n/a	n/a	n/a	n/a	n/a	n/a
SHEEP	General Season		14	1	6	6	1	22	0	13	8	1	38.89	100.00	31.58	42.86	50.00	275	7.64
WOLF	Hunting/Trapping		n/a	n/a	n/a	n/a	n/a	n/a	n/a	n/a	n/a	n/a	n/a	n/a	n/a	n/a	n/a	n/a	n/a
WOLVERINE	Hunting/Trapping		n/a	n/a	n/a	n/a	n/a	n/a	n/a	n/a	n/a	n/a	n/a	n/a	n/a	n/a	n/a	n/a	n/a
Unit/Subunit 16Z																			
MOOSE	General Season		2	0	2	0	0	20	0	20	0	0	9.09	0.00	9.09	0.00	0.00	126	5.73

1991-92 HUNTER INFORMATION BY UNIT/SUBUNIT: UNIT 16

SPECIES	TYPE	HUNT TOTAL	SUCCESSFUL HUNTERS UNIT RES	SUCCESSFUL HUNTERS OTHER STATE RES	SUCCESSFUL HUNTERS NON-RES	SUCCESSFUL HUNTERS UNKN. RES	UNSUCCESSFUL HUNTERS TOTAL	UNSUCCESSFUL HUNTERS UNIT RES	UNSUCCESSFUL HUNTERS OTHER STATE RES	UNSUCCESSFUL HUNTERS NON-RES	UNSUCCESSFUL HUNTERS UNKN. RES
UNIT 16 TOTALS FOR SPECIES AND HUNT TYPE											
BEAVER	Trapping	n/a	n/a	n/a	n/a	n/a	n/a	n/a	n/a	n/a	n/a
BLACK BEAR	General Season	150	n/a	114	35	1	n/a	n/a	n/a	n/a	n/a
BROWN BEAR	General Season	68	1	33	34	n/a	n/a	n/a	n/a	n/a	n/a
CARIBOU	General Season	n/a	n/a	n/a	n/a	n/a	n/a	n/a	n/a	n/a	n/a
COYOTE	Hunting/Trapping	n/a	n/a	n/a	n/a	n/a	n/a	n/a	n/a	n/a	n/a
FOX	Hunting/Trapping	n/a	n/a	n/a	n/a	n/a	n/a	n/a	n/a	n/a	n/a
LYNX	Hunting/Trapping	n/a	n/a	n/a	n/a	n/a	n/a	n/a	n/a	n/a	n/a
MARTEN	Trapping	n/a	n/a	n/a	n/a	n/a	n/a	n/a	n/a	n/a	n/a
MINK	Trapping	n/a	n/a	n/a	n/a	n/a	n/a	n/a	n/a	n/a	n/a
MOOSE	Federal	1	1	0	0	0	3	2	1	0	0
MOOSE	General Season	350	24	281	39	6	1326	55	1203	53	15
MOOSE	Tier II	51	20	31	0	0	34	16	18	0	0
OTTER	Trapping	n/a	n/a	n/a	n/a	n/a	n/a	n/a	n/a	n/a	n/a
SHEEP	General Season	15	1	6	7	1	22	0	13	8	1
WOLF	Hunting/Trapping	n/a	n/a	n/a	n/a	n/a	n/a	n/a	n/a	n/a	n/a
WOLVERINE	Hunting/Trapping	n/a	n/a	n/a	n/a	n/a	n/a	n/a	n/a	n/a	n/a
UNIT 16 TOTALS											
BEAVER	**TOTAL UNIT**	n/a	n/a	n/a	n/a	n/a	n/a	n/a	n/a	n/a	n/a
BLACK BEAR	**TOTAL UNIT**	150	n/a	114	35	1	n/a	n/a	n/a	n/a	n/a
BROWN BEAR	**TOTAL UNIT**	68	1	33	34	n/a	n/a	n/a	n/a	n/a	n/a
CARIBOU	**TOTAL UNIT**	n/a	n/a	n/a	n/a	n/a	n/a	n/a	n/a	n/a	n/a
COYOTE	**TOTAL UNIT**	n/a	n/a	n/a	n/a	n/a	n/a	n/a	n/a	n/a	n/a
FOX	**TOTAL UNIT**	n/a	n/a	n/a	n/a	n/a	n/a	n/a	n/a	n/a	n/a
LYNX	**TOTAL UNIT**	n/a	n/a	n/a	n/a	n/a	n/a	n/a	n/a	n/a	n/a
MARTEN	**TOTAL UNIT**	n/a	n/a	n/a	n/a	n/a	n/a	n/a	n/a	n/a	n/a
MINK	**TOTAL UNIT**	n/a	n/a	n/a	n/a	n/a	n/a	n/a	n/a	n/a	n/a
MOOSE	**TOTAL UNIT**	402	45	312	39	6	1363	73	1222	53	15
OTTER	**TOTAL UNIT**	n/a	n/a	n/a	n/a	n/a	n/a	n/a	n/a	n/a	n/a
SHEEP	**TOTAL UNIT**	15	1	6	7	1	22	0	13	8	1
WOLF	**TOTAL UNIT**	n/a	n/a	n/a	n/a	n/a	n/a	n/a	n/a	n/a	n/a
WOLVERINE	**TOTAL UNIT**	n/a	n/a	n/a	n/a	n/a	n/a	n/a	n/a	n/a	n/a

1991-92 HUNTER INFORMATION BY UNIT/SUBUNIT: UNIT 17

SPECIES	TYPE	HUNT	SUCCESSFUL HUNTERS TOTAL	UNIT RES	OTHER STATE RES	NON-RES	UNKN. RES	UNSUCCESSFUL HUNTERS TOTAL	UNIT RES	OTHER STATE RES	NON-RES	UNKN. RES	PERCENT SUCCESSFUL TOTAL	UNIT RES	OTHER STATE RES	NON-RES	UNKN. RES	TOTAL DAYS	AVG. EFFORT
Unit/Subunit 17A																			
BEAVER	Trapping		n/a	n/a	n/a	n/a	n/a	n/a	n/a	n/a	n/a	n/a	n/a	n/a	n/a	n/a	n/a	n/a	n/a
BROWN BEAR	General Season		3	1	0	2	0	n/a	n/a	n/a	n/a	n/a	n/a	n/a	0.00	n/a	0.00	n/a	n/a
COYOTE	Hunting/Trapping		n/a	n/a	n/a	n/a	n/a	n/a	n/a	n/a	n/a	n/a	n/a	n/a	n/a	n/a	n/a	n/a	n/a
FOX	Hunting/Trapping		n/a	n/a	n/a	n/a	n/a	n/a	n/a	n/a	n/a	n/a	n/a	n/a	n/a	n/a	n/a	n/a	n/a
LYNX	Hunting/Trapping		0	0	0	0	0	n/a	n/a	n/a	n/a	n/a	0.00	0.00	0.00	0.00	0.00	n/a	n/a
MARTEN	Trapping		n/a	n/a	n/a	n/a	n/a	n/a	n/a	n/a	n/a	n/a	n/a	n/a	n/a	n/a	n/a	n/a	n/a
MINK	Trapping		n/a	n/a	n/a	n/a	n/a	n/a	n/a	n/a	n/a	n/a	n/a	n/a	n/a	n/a	n/a	n/a	n/a
OTTER	Trapping		n/a	n/a	n/a	n/a	n/a	n/a	n/a	n/a	n/a	n/a	n/a	n/a	n/a	n/a	n/a	n/a	n/a
WOLF	Hunting/Trapping		0	0	0	0	0	n/a	n/a	n/a	n/a	n/a	0.00	0.00	0.00	0.00	0.00	n/a	n/a
WOLVERINE	Hunting/Trapping		n/a	n/a	n/a	n/a	n/a	n/a	n/a	n/a	n/a	n/a	n/a	n/a	n/a	n/a	n/a	n/a	n/a
Unit/Subunit 17B																			
BEAVER	Trapping		n/a	n/a	n/a	n/a	n/a	n/a	n/a	n/a	n/a	n/a	n/a	n/a	n/a	n/a	n/a	n/a	n/a
BLACK BEAR	General Season		2	0	2	0	0	n/a	n/a	n/a	n/a	n/a	n/a	0.00	n/a	0.00	0.00	n/a	n/a
BROWN BEAR	General Season		32	2	1	29	0	n/a	n/a	n/a	n/a	n/a	n/a	n/a	n/a	n/a	0.00	n/a	n/a
CARIBOU	General Season		n/a	n/a	n/a	n/a	n/a	n/a	n/a	n/a	n/a	n/a	n/a	n/a	n/a	n/a	n/a	n/a	n/a
COYOTE	Hunting/Trapping		n/a	n/a	n/a	n/a	n/a	n/a	n/a	n/a	n/a	n/a	n/a	n/a	n/a	n/a	n/a	n/a	n/a
FOX	Hunting/Trapping		n/a	n/a	n/a	n/a	n/a	n/a	n/a	n/a	n/a	n/a	n/a	n/a	n/a	n/a	n/a	n/a	n/a
LYNX	Hunting/Trapping		1	1	0	0	0	n/a	n/a	n/a	n/a	n/a	n/a	n/a	0.00	0.00	0.00	n/a	n/a
MARTEN	Trapping		n/a	n/a	n/a	n/a	n/a	n/a	n/a	n/a	n/a	n/a	n/a	n/a	n/a	n/a	n/a	n/a	n/a
MINK	Trapping		n/a	n/a	n/a	n/a	n/a	n/a	n/a	n/a	n/a	n/a	n/a	n/a	n/a	n/a	n/a	n/a	n/a
MOOSE	General Season		156	21	62	64	9	250	26	89	130	5	38.42	44.68	41.06	32.99	64.29	2954	7.28
MOOSE	Registration	0983	16	16	0	0	0	53	42	10	0	1	23.19	27.59	0.00	0.00	0.00	284	4.12
MOOSE	**TOTAL SUBUNIT**		172	37	62	64	9	303	68	99	130	6							
OTTER	Trapping		n/a	n/a	n/a	n/a	n/a	n/a	n/a	n/a	n/a	n/a	n/a	n/a	n/a	n/a	n/a	n/a	n/a
WOLF	Hunting/Trapping		n/a	n/a	n/a	n/a	n/a	n/a	n/a	n/a	n/a	n/a	n/a	n/a	n/a	n/a	n/a	n/a	n/a
WOLVERINE	Hunting/Trapping		n/a	n/a	n/a	n/a	n/a	n/a	n/a	n/a	n/a	n/a	n/a	n/a	n/a	n/a	n/a	n/a	n/a
Unit/Subunit 17C																			
BEAVER	Trapping		n/a	n/a	n/a	n/a	n/a	n/a	n/a	n/a	n/a	n/a	n/a	n/a	n/a	n/a	n/a	n/a	n/a
BLACK BEAR	General Season		n/a	n/a	n/a	n/a	n/a	n/a	n/a	n/a	n/a	n/a	n/a	n/a	n/a	n/a	n/a	n/a	n/a
BROWN BEAR	General Season		10	2	1	7	0	n/a	n/a	n/a	n/a	n/a	n/a	n/a	n/a	n/a	0.00	n/a	n/a
CARIBOU	General Season		n/a	n/a	n/a	n/a	n/a	n/a	n/a	n/a	n/a	n/a	n/a	n/a	n/a	n/a	n/a	n/a	n/a
COYOTE	Hunting/Trapping		n/a	n/a	n/a	n/a	n/a	n/a	n/a	n/a	n/a	n/a	n/a	n/a	n/a	n/a	n/a	n/a	n/a
FOX	Hunting/Trapping		n/a	n/a	n/a	n/a	n/a	n/a	n/a	n/a	n/a	n/a	n/a	n/a	n/a	n/a	n/a	n/a	n/a
LYNX	Hunting/Trapping		0	0	0	0	0	n/a	n/a	n/a	n/a	n/a	0.00	0.00	0.00	0.00	0.00	n/a	n/a
MARTEN	Trapping		n/a	n/a	n/a	n/a	n/a	n/a	n/a	n/a	n/a	n/a	n/a	n/a	n/a	n/a	n/a	n/a	n/a
MINK	Trapping		n/a	n/a	n/a	n/a	n/a	n/a	n/a	n/a	n/a	n/a	n/a	n/a	n/a	n/a	n/a	n/a	n/a
MOOSE	General Season		57	46	8	2	1	75	67	7	0	1	43.18	40.71	53.33	100.00	50.00	626	4.74
MOOSE	Registration	0983	28	26	2	0	0	81	76	4	0	1	25.69	25.49	33.33	0.00	0.00	524	4.81
MOOSE	**TOTAL SUBUNIT**		85	72	10	2	1	156	143	11	0	2							
OTTER	Trapping		n/a	n/a	n/a	n/a	n/a	n/a	n/a	n/a	n/a	n/a	n/a	n/a	n/a	n/a	n/a	n/a	n/a
WOLF	Hunting/Trapping		n/a	n/a	n/a	n/a	n/a	n/a	n/a	n/a	n/a	n/a	n/a	n/a	n/a	n/a	n/a	n/a	n/a
WOLVERINE	Hunting/Trapping		n/a	n/a	n/a	n/a	n/a	n/a	n/a	n/a	n/a	n/a	n/a	n/a	n/a	n/a	n/a	n/a	n/a

1991-92 HUNTER INFORMATION BY UNIT/SUBUNIT: UNIT 17

SPECIES	TYPE	HUNT	SUCCESSFUL HUNTERS TOTAL	UNIT RES	OTHER STATE RES	NON-RES	UNKN. RES	UNSUCCESSFUL HUNTERS TOTAL	UNIT RES	OTHER STATE RES	NON-RES	UNKN. RES	PERCENT SUCCESSFUL TOTAL	UNIT RES	OTHER STATE RES	NON-RES	UNKN. RES	TOTAL DAYS	AVG. EFFORT
Unit/Subunit 17Z																			
MOOSE	General Season		5	1	2	1	1	3	2	0	1	0	62.50	33.33	100.00	50.00	100.00	55	6.88
MOOSE	Registration	0983	6	6	0	0	0	57	55	2	0	0	9.52	9.84	0.00	0.00	0.00	239	3.79
MOOSE	**TOTAL SUBUNIT**		11	7	2	1	1	60	57	2	1	0							

1991-92 HUNTER INFORMATION BY UNIT/SUBUNIT: UNIT 17

SPECIES	TYPE	HUNT TOTAL	SUCCESSFUL HUNTERS				UNSUCCESSFUL HUNTERS				
			UNIT RES	OTHER STATE RES	NON-RES	UNKN. RES	TOTAL	UNIT RES	OTHER STATE RES	NON-RES	UNKN. RES
UNIT 17 TOTALS FOR SPECIES AND HUNT TYPE											
BEAVER	Trapping	n/a	n/a	n/a	n/a	n/a	n/a	n/a	n/a	n/a	n/a
BLACK BEAR	General Season	2	n/a	2	n/a	n/a	n/a	n/a	n/a	n/a	n/a
BROWN BEAR	General Season	45	5	2	38	n/a	n/a	n/a	n/a	n/a	n/a
CARIBOU	General Season	n/a	n/a	n/a	n/a	n/a	n/a	n/a	n/a	n/a	n/a
COYOTE	Hunting/Trapping	n/a	n/a	n/a	n/a	n/a	n/a	n/a	n/a	n/a	n/a
FOX	Hunting/Trapping	n/a	n/a	n/a	n/a	n/a	n/a	n/a	n/a	n/a	n/a
LYNX	Hunting/Trapping	1	1	n/a	n/a	n/a	n/a	n/a	n/a	n/a	n/a
MARTEN	Trapping	n/a	n/a	n/a	n/a	n/a	n/a	n/a	n/a	n/a	n/a
MINK	Trapping	n/a	n/a	n/a	n/a	n/a	n/a	n/a	n/a	n/a	n/a
MOOSE	General Season	218	68	72	67	11	328	95	96	131	6
MOOSE	Registration	50	48	2	0	0	191	173	16	0	2
OTTER	Trapping	n/a	n/a	n/a	n/a	n/a	n/a	n/a	n/a	n/a	n/a
WOLF	Hunting/Trapping	n/a	n/a	n/a	n/a	n/a	n/a	n/a	n/a	n/a	n/a
WOLVERINE	Hunting/Trapping	n/a	n/a	n/a	n/a	n/a	n/a	n/a	n/a	n/a	n/a
UNIT 17 TOTALS											
BEAVER	**TOTAL UNIT**	n/a	n/a	n/a	n/a	n/a	n/a	n/a	n/a	n/a	n/a
BLACK BEAR	**TOTAL UNIT**	2	n/a	2	n/a	n/a	n/a	n/a	n/a	n/a	n/a
BROWN BEAR	**TOTAL UNIT**	45	5	2	38	n/a	n/a	n/a	n/a	n/a	n/a
CARIBOU	**TOTAL UNIT**	n/a	n/a	n/a	n/a	n/a	n/a	n/a	n/a	n/a	n/a
COYOTE	**TOTAL UNIT**	n/a	n/a	n/a	n/a	n/a	n/a	n/a	n/a	n/a	n/a
FOX	**TOTAL UNIT**	n/a	n/a	n/a	n/a	n/a	n/a	n/a	n/a	n/a	n/a
LYNX	**TOTAL UNIT**	1	1	n/a	n/a	n/a	n/a	n/a	n/a	n/a	n/a
MARTEN	**TOTAL UNIT**	n/a	n/a	n/a	n/a	n/a	n/a	n/a	n/a	n/a	n/a
MINK	**TOTAL UNIT**	n/a	n/a	n/a	n/a	n/a	n/a	n/a	n/a	n/a	n/a
MOOSE	**TOTAL UNIT**	268	116	74	67	11	519	268	112	131	8
OTTER	**TOTAL UNIT**	n/a	n/a	n/a	n/a	n/a	n/a	n/a	n/a	n/a	n/a
WOLF	**TOTAL UNIT**	n/a	n/a	n/a	n/a	n/a	n/a	n/a	n/a	n/a	n/a
WOLVERINE	**TOTAL UNIT**	n/a	n/a	n/a	n/a	n/a	n/a	n/a	n/a	n/a	n/a

1991-92 HUNTER INFORMATION BY UNIT/SUBUNIT: UNIT 18

SPECIES	TYPE	HUNT	SUCCESSFUL HUNTERS TOTAL	UNIT RES	OTHER STATE RES	NON-RES	UNKN. RES	UNSUCCESSFUL HUNTERS TOTAL	UNIT RES	OTHER STATE RES	NON-RES	UNKN. RES	PERCENT SUCCESSFUL TOTAL	UNIT RES	OTHER STATE RES	NON-RES	UNKN. RES	TOTAL DAYS	AVG. EFFORT
Unit/Subunit 18																			
BEAVER	Trapping		n/a	n/a	n/a	n/a	n/a	n/a	n/a	n/a	n/a	n/a	n/a	n/a	n/a	n/a	n/a	n/a	n/a
BLACK BEAR	General Season		0	0	0	0	0	n/a	n/a	n/a	n/a	n/a	0.00	0.00	0.00	0.00	0.00	n/a	n/a
BROWN BEAR	General Season		4	1	1	2	0	n/a	n/a	n/a	n/a	n/a	n/a	n/a	n/a	n/a	0.00	n/a	n/a
CARIBOU	General Season		n/a	n/a	n/a	n/a	n/a	n/a	n/a	n/a	n/a	n/a	n/a	n/a	n/a	n/a	n/a	n/a	n/a
CARIBOU	Federal	0518	20	20	0	0	0	3	3	0	0	0	86.96	86.96	0.00	0.00	0.00	52	2.26
COYOTE	Hunting/Trapping		2	2	0	0	0	n/a	n/a	n/a	n/a	n/a	n/a	n/a	0.00	0.00	0.00	n/a	n/a
FOX	Hunting/Trapping		n/a	n/a	n/a	n/a	n/a	n/a	n/a	n/a	n/a	n/a	n/a	n/a	n/a	n/a	n/a	n/a	n/a
LYNX	Hunting/Trapping		n/a	n/a	n/a	n/a	n/a	n/a	n/a	n/a	n/a	n/a	n/a	n/a	n/a	n/a	n/a	n/a	n/a
MARTEN	Trapping		n/a	n/a	n/a	n/a	n/a	n/a	n/a	n/a	n/a	n/a	n/a	n/a	n/a	n/a	n/a	n/a	n/a
MINK	Trapping		n/a	n/a	n/a	n/a	n/a	n/a	n/a	n/a	n/a	n/a	n/a	n/a	n/a	n/a	n/a	n/a	n/a
MOOSE	General Season		64	53	4	1	6	118	106	8	2	2	35.16	33.33	33.33	33.33	75.00	1409	7.74
MUSKOX	Drawing	1001	7	0	7	0	0	7	0	7	0	0	50.00	0.00	50.00	0.00	0.00	18	1.29
MUSKOX	Drawing	1003	38	0	35	3	0	0	0	0	0	0	100.00	0.00	100.00	100.00	0.00	52	1.37
MUSKOX	Registration	1060	1	1	0	0	0	0	0	0	0	0	100.00	100.00	0.00	0.00	0.00	2	2.00
MUSKOX	Registration	1061	33	28	5	0	0	0	0	0	0	0	100.00	100.00	100.00	0.00	0.00	35	1.06
MUSKOX	Registration	1070	30	29	1	0	0	0	0	0	0	0	100.00	100.00	100.00	0.00	0.00	32	1.07
OTTER	Trapping		n/a	n/a	n/a	n/a	n/a	n/a	n/a	n/a	n/a	n/a	n/a	n/a	n/a	n/a	n/a	n/a	n/a
WOLF	Hunting/Trapping		n/a	n/a	n/a	n/a	n/a	n/a	n/a	n/a	n/a	n/a	n/a	n/a	n/a	n/a	n/a	n/a	n/a
WOLVERINE	Hunting/Trapping		n/a	n/a	n/a	n/a	n/a	n/a	n/a	n/a	n/a	n/a	n/a	n/a	n/a	n/a	n/a	n/a	n/a

1991-92 HUNTER INFORMATION BY UNIT/SUBUNIT: UNIT 18

SPECIES	TYPE	HUNT TOTAL	SUCCESSFUL HUNTERS UNIT RES	SUCCESSFUL HUNTERS OTHER STATE RES	SUCCESSFUL HUNTERS NON-RES	SUCCESSFUL HUNTERS UNKN. RES	UNSUCCESSFUL HUNTERS TOTAL	UNSUCCESSFUL HUNTERS UNIT RES	UNSUCCESSFUL HUNTERS OTHER STATE RES	UNSUCCESSFUL HUNTERS NON-RES	UNSUCCESSFUL HUNTERS UNKN. RES
UNIT 18 TOTALS FOR SPECIES AND HUNT TYPE											
BEAVER	Trapping	n/a	n/a	n/a	n/a	n/a	n/a	n/a	n/a	n/a	n/a
BLACK BEAR	General Season	n/a	n/a	n/a	n/a	n/a	n/a	n/a	n/a	n/a	n/a
BROWN BEAR	General Season	4	1	1	2	n/a	n/a	n/a	n/a	n/a	n/a
CARIBOU	Federal	20	20	0	0	0	3	3	0	0	0
CARIBOU	General Season	n/a	n/a	n/a	n/a	n/a	n/a	n/a	n/a	n/a	n/a
COYOTE	Hunting/Trapping	2	2	n/a	n/a	n/a	n/a	n/a	n/a	n/a	n/a
FOX	Hunting/Trapping	n/a	n/a	n/a	n/a	n/a	n/a	n/a	n/a	n/a	n/a
LYNX	Hunting/Trapping	n/a	n/a	n/a	n/a	n/a	n/a	n/a	n/a	n/a	n/a
MARTEN	Trapping	n/a	n/a	n/a	n/a	n/a	n/a	n/a	n/a	n/a	n/a
MINK	Trapping	n/a	n/a	n/a	n/a	n/a	n/a	n/a	n/a	n/a	n/a
MOOSE	General Season	64	53	4	1	6	118	106	8	2	2
MUSKOX	Drawing	45	0	42	3	0	7	0	7	0	0
MUSKOX	Registration	64	58	6	0	0	0	0	0	0	0
OTTER	Trapping	n/a	n/a	n/a	n/a	n/a	n/a	n/a	n/a	n/a	n/a
WOLF	Hunting/Trapping	n/a	n/a	n/a	n/a	n/a	n/a	n/a	n/a	n/a	n/a
WOLVERINE	Hunting/Trapping	n/a	n/a	n/a	n/a	n/a	n/a	n/a	n/a	n/a	n/a
UNIT 18 TOTALS											
BEAVER	**TOTAL UNIT**	n/a	n/a	n/a	n/a	n/a	n/a	n/a	n/a	n/a	n/a
BLACK BEAR	**TOTAL UNIT**	n/a	n/a	n/a	n/a	n/a	n/a	n/a	n/a	n/a	n/a
BROWN BEAR	**TOTAL UNIT**	4	1	1	2	n/a	n/a	n/a	n/a	n/a	n/a
CARIBOU	**TOTAL UNIT**	20	20	n/a	n/a	n/a	3	3	n/a	n/a	n/a
COYOTE	**TOTAL UNIT**	2	2	n/a	n/a	n/a	n/a	n/a	n/a	n/a	n/a
FOX	**TOTAL UNIT**	n/a	n/a	n/a	n/a	n/a	n/a	n/a	n/a	n/a	n/a
LYNX	**TOTAL UNIT**	n/a	n/a	n/a	n/a	n/a	n/a	n/a	n/a	n/a	n/a
MARTEN	**TOTAL UNIT**	n/a	n/a	n/a	n/a	n/a	n/a	n/a	n/a	n/a	n/a
MINK	**TOTAL UNIT**	n/a	n/a	n/a	n/a	n/a	n/a	n/a	n/a	n/a	n/a
MOOSE	**TOTAL UNIT**	64	53	4	1	6	118	106	8	2	2
MUSKOX	**TOTAL UNIT**	109	58	48	3	0	7	0	7	0	0
OTTER	**TOTAL UNIT**	n/a	n/a	n/a	n/a	n/a	n/a	n/a	n/a	n/a	n/a
WOLF	**TOTAL UNIT**	n/a	n/a	n/a	n/a	n/a	n/a	n/a	n/a	n/a	n/a
WOLVERINE	**TOTAL UNIT**	n/a	n/a	n/a	n/a	n/a	n/a	n/a	n/a	n/a	n/a

1991-92 HUNTER INFORMATION BY UNIT/SUBUNIT: UNIT 19

SPECIES	TYPE	HUNT	SUCCESSFUL HUNTERS TOTAL	UNIT RES	OTHER STATE RES	NON-RES	UNKN. RES	UNSUCCESSFUL HUNTERS TOTAL	UNIT RES	OTHER STATE RES	NON-RES	UNKN. RES	PERCENT SUCCESSFUL TOTAL	UNIT RES	OTHER STATE RES	NON-RES	UNKN. RES	TOTAL DAYS	AVG. EFFORT
Unit/Subunit 19A																			
BEAVER	Trapping		n/a	n/a	n/a	n/a	n/a	n/a	n/a	n/a	n/a	n/a	n/a	n/a	n/a	n/a	n/a	n/a	n/a
BLACK BEAR	General Season		n/a	n/a	n/a	n/a	n/a	n/a	n/a	n/a	n/a	n/a	n/a	n/a	n/a	n/a	n/a	n/a	n/a
BROWN BEAR	General Season		3	0	0	3	0	n/a	n/a	n/a	n/a	n/a	n/a	0.00	0.00	n/a	0.00	n/a	n/a
CARIBOU	General Season		n/a	n/a	n/a	n/a	n/a	n/a	n/a	n/a	n/a	n/a	n/a	n/a	n/a	n/a	n/a	n/a	n/a
COYOTE	Hunting/Trapping		n/a	n/a	n/a	n/a	n/a	n/a	n/a	n/a	n/a	n/a	n/a	n/a	n/a	n/a	n/a	n/a	n/a
FOX	Hunting/Trapping		n/a	n/a	n/a	n/a	n/a	n/a	n/a	n/a	n/a	n/a	n/a	n/a	n/a	n/a	n/a	n/a	n/a
LYNX	Hunting/Trapping		n/a	n/a	n/a	n/a	n/a	n/a	n/a	n/a	n/a	n/a	n/a	n/a	n/a	n/a	n/a	n/a	n/a
MARTEN	Trapping		n/a	n/a	n/a	n/a	n/a	n/a	n/a	n/a	n/a	n/a	n/a	n/a	n/a	n/a	n/a	n/a	n/a
MINK	Trapping		n/a	n/a	n/a	n/a	n/a	n/a	n/a	n/a	n/a	n/a	n/a	n/a	n/a	n/a	n/a	n/a	n/a
MOOSE	General Season		137	30	89	12	6	118	26	73	15	4	53.73	53.57	54.94	44.44	60.00	1794	7.04
MOOSE	Registration	0984T	n/a	n/a	n/a	n/a	n/a	n/a	n/a	n/a	n/a	n/a	n/a	n/a	n/a	n/a	n/a	n/a	n/a
MOOSE	**TOTAL SUBUNIT**		137	30	89	12	6	118	26	73	15	4							
OTTER	Trapping		n/a	n/a	n/a	n/a	n/a	n/a	n/a	n/a	n/a	n/a	n/a	n/a	n/a	n/a	n/a	n/a	n/a
WOLF	Hunting/Trapping		n/a	n/a	n/a	n/a	n/a	n/a	n/a	n/a	n/a	n/a	n/a	n/a	n/a	n/a	n/a	n/a	n/a
WOLVERINE	Hunting/Trapping		n/a	n/a	n/a	n/a	n/a	n/a	n/a	n/a	n/a	n/a	n/a	n/a	n/a	n/a	n/a	n/a	n/a
Unit/Subunit 19B																			
BEAVER	Trapping		n/a	n/a	n/a	n/a	n/a	n/a	n/a	n/a	n/a	n/a	n/a	n/a	n/a	n/a	n/a	n/a	n/a
BLACK BEAR	General Season		6	0	2	4	0	n/a	n/a	n/a	n/a	n/a	n/a	0.00	n/a	n/a	0.00	n/a	n/a
BROWN BEAR	General Season		17	1	3	13	0	n/a	n/a	n/a	n/a	n/a	n/a	n/a	n/a	n/a	0.00	n/a	n/a
CARIBOU	General Season		n/a	n/a	n/a	n/a	n/a	n/a	n/a	n/a	n/a	n/a	n/a	n/a	n/a	n/a	n/a	n/a	n/a
COYOTE	Hunting/Trapping		n/a	n/a	n/a	n/a	n/a	n/a	n/a	n/a	n/a	n/a	n/a	n/a	n/a	n/a	n/a	n/a	n/a
FOX	Hunting/Trapping		n/a	n/a	n/a	n/a	n/a	n/a	n/a	n/a	n/a	n/a	n/a	n/a	n/a	n/a	n/a	n/a	n/a
LYNX	Hunting/Trapping		0	0	0	0	0	n/a	n/a	n/a	n/a	n/a	0.00	0.00	0.00	0.00	0.00	n/a	n/a
MARTEN	Trapping		n/a	n/a	n/a	n/a	n/a	n/a	n/a	n/a	n/a	n/a	n/a	n/a	n/a	n/a	n/a	n/a	n/a
MINK	Trapping		n/a	n/a	n/a	n/a	n/a	n/a	n/a	n/a	n/a	n/a	n/a	n/a	n/a	n/a	n/a	n/a	n/a
MOOSE	General Season		102	3	50	43	6	145	0	70	73	2	41.30	100.00	41.67	37.07	75.00	1867	7.56
OTTER	Trapping		n/a	n/a	n/a	n/a	n/a	n/a	n/a	n/a	n/a	n/a	n/a	n/a	n/a	n/a	n/a	n/a	n/a
SHEEP	General Season		5	0	2	3	0	6	0	4	2	0	45.45	0.00	33.33	60.00	0.00	63	5.73
WOLF	Hunting/Trapping		n/a	n/a	n/a	n/a	n/a	n/a	n/a	n/a	n/a	n/a	n/a	n/a	n/a	n/a	n/a	n/a	n/a
WOLVERINE	Hunting/Trapping		n/a	n/a	n/a	n/a	n/a	n/a	n/a	n/a	n/a	n/a	n/a	n/a	n/a	n/a	n/a	n/a	n/a
Unit/Subunit 19C																			
BEAVER	Trapping		n/a	n/a	n/a	n/a	n/a	n/a	n/a	n/a	n/a	n/a	n/a	n/a	n/a	n/a	n/a	n/a	n/a
BISON	Drawing	0451	15	1	13	1	0	16	2	13	1	0	48.39	33.33	50.00	50.00	0.00	151	4.87
BISON	Drawing	0452	21	1	20	0	0	11	0	10	1	0	65.63	100.00	66.67	0.00	0.00	118	3.69
BISON	**TOTAL SUBUNIT**		36	2	33	1	0	27	2	23	2	0							
BLACK BEAR	General Season		3	0	1	2	0	n/a	n/a	n/a	n/a	n/a	n/a	0.00	n/a	n/a	0.00	n/a	n/a
BROWN BEAR	General Season		9	0	1	8	0	n/a	n/a	n/a	n/a	n/a	n/a	0.00	n/a	n/a	0.00	n/a	n/a
CARIBOU	General Season		n/a	n/a	n/a	n/a	n/a	n/a	n/a	n/a	n/a	n/a	n/a	n/a	n/a	n/a	n/a	n/a	n/a
COYOTE	Hunting/Trapping		n/a	n/a	n/a	n/a	n/a	n/a	n/a	n/a	n/a	n/a	n/a	n/a	n/a	n/a	n/a	n/a	n/a

1991-92 HUNTER INFORMATION BY UNIT/SUBUNIT: UNIT 19

SPECIES	TYPE	HUNT	SUCCESSFUL HUNTERS TOTAL	UNIT RES	OTHER STATE RES	NON-RES	UNKN. RES	UNSUCCESSFUL HUNTERS TOTAL	UNIT RES	OTHER STATE RES	NON-RES	UNKN. RES	PERCENT SUCCESSFUL TOTAL	UNIT RES	OTHER STATE RES	NON-RES	UNKN. RES	TOTAL DAYS	AVG. EFFORT
Unit/Subunit 19C																			
FOX	Hunting/Trapping		n/a	n/a	n/a	n/a	n/a	n/a	n/a	n/a	n/a	n/a	n/a	n/a	n/a	n/a	n/a	n/a	n/a
LYNX	Hunting/Trapping		n/a	n/a	n/a	n/a	n/a	n/a	n/a	n/a	n/a	n/a	n/a	n/a	n/a	n/a	n/a	n/a	n/a
MARTEN	Trapping		n/a	n/a	n/a	n/a	n/a	n/a	n/a	n/a	n/a	n/a	n/a	n/a	n/a	n/a	n/a	n/a	n/a
MINK	Trapping		n/a	n/a	n/a	n/a	n/a	n/a	n/a	n/a	n/a	n/a	n/a	n/a	n/a	n/a	n/a	n/a	n/a
MOOSE	General Season		129	5	72	51	1	104	1	71	26	6	55.36	83.33	50.35	66.23	14.29	1407	6.04
OTTER	Trapping		n/a	n/a	n/a	n/a	n/a	n/a	n/a	n/a	n/a	n/a	n/a	n/a	n/a	n/a	n/a	n/a	n/a
SHEEP	General Season		114	1	41	67	5	85	1	62	21	1	57.29	50.00	39.81	76.14	83.33	951	4.78
WOLF	Hunting/Trapping		n/a	n/a	n/a	n/a	n/a	n/a	n/a	n/a	n/a	n/a	n/a	n/a	n/a	n/a	n/a	n/a	n/a
WOLVERINE	Hunting/Trapping		n/a	n/a	n/a	n/a	n/a	n/a	n/a	n/a	n/a	n/a	n/a	n/a	n/a	n/a	n/a	n/a	n/a
Unit/Subunit 19D																			
BEAVER	Trapping		n/a	n/a	n/a	n/a	n/a	n/a	n/a	n/a	n/a	n/a	n/a	n/a	n/a	n/a	n/a	n/a	n/a
BLACK BEAR	General Season		2	0	2	0	0	n/a	n/a	n/a	n/a	n/a	n/a	0.00	n/a	0.00	0.00	n/a	n/a
BROWN BEAR	General Season		2	0	1	1	0	n/a	n/a	n/a	n/a	n/a	n/a	0.00	n/a	n/a	0.00	n/a	n/a
CARIBOU	General Season		n/a	n/a	n/a	n/a	n/a	n/a	n/a	n/a	n/a	n/a	n/a	n/a	n/a	n/a	n/a	n/a	n/a
COYOTE	Hunting/Trapping		n/a	n/a	n/a	n/a	n/a	n/a	n/a	n/a	n/a	n/a	n/a	n/a	n/a	n/a	n/a	n/a	n/a
FOX	Hunting/Trapping		n/a	n/a	n/a	n/a	n/a	n/a	n/a	n/a	n/a	n/a	n/a	n/a	n/a	n/a	n/a	n/a	n/a
LYNX	Hunting/Trapping		n/a	n/a	n/a	n/a	n/a	n/a	n/a	n/a	n/a	n/a	n/a	n/a	n/a	n/a	n/a	n/a	n/a
MARTEN	Trapping		n/a	n/a	n/a	n/a	n/a	n/a	n/a	n/a	n/a	n/a	n/a	n/a	n/a	n/a	n/a	n/a	n/a
MINK	Trapping		n/a	n/a	n/a	n/a	n/a	n/a	n/a	n/a	n/a	n/a	n/a	n/a	n/a	n/a	n/a	n/a	n/a
MOOSE	General Season		102	48	44	10	0	139	86	34	17	2	42.32	35.82	56.41	37.04	0.00	1972	8.18
OTTER	Trapping		n/a	n/a	n/a	n/a	n/a	n/a	n/a	n/a	n/a	n/a	n/a	n/a	n/a	n/a	n/a	n/a	n/a
SHEEP	General Season		0	0	0	0	0	0	0	0	0	0	0.00	0.00	0.00	0.00	0.00	0	n/a
WOLF	Hunting/Trapping		n/a	n/a	n/a	n/a	n/a	n/a	n/a	n/a	n/a	n/a	n/a	n/a	n/a	n/a	n/a	n/a	n/a
WOLVERINE	Hunting/Trapping		n/a	n/a	n/a	n/a	n/a	n/a	n/a	n/a	n/a	n/a	n/a	n/a	n/a	n/a	n/a	n/a	n/a
Unit/Subunit 19Z																			
COYOTE	Hunting/Trapping		n/a	n/a	n/a	n/a	n/a	n/a	n/a	n/a	n/a	n/a	n/a	n/a	n/a	n/a	n/a	n/a	n/a
FOX	Hunting/Trapping		n/a	n/a	n/a	n/a	n/a	n/a	n/a	n/a	n/a	n/a	n/a	n/a	n/a	n/a	n/a	n/a	n/a
MARTEN	Trapping		n/a	n/a	n/a	n/a	n/a	n/a	n/a	n/a	n/a	n/a	n/a	n/a	n/a	n/a	n/a	n/a	n/a
MINK	Trapping		n/a	n/a	n/a	n/a	n/a	n/a	n/a	n/a	n/a	n/a	n/a	n/a	n/a	n/a	n/a	n/a	n/a
MOOSE	General Season		6	1	2	3	0	28	7	12	9	0	17.65	12.50	14.29	25.00	0.00	299	8.79
SHEEP	General Season		3	0	1	2	0	2	0	1	1	0	60.00	0.00	50.00	66.67	0.00	29	5.80
WOLF	Hunting/Trapping		n/a	n/a	n/a	n/a	n/a	n/a	n/a	n/a	n/a	n/a	n/a	n/a	n/a	n/a	n/a	n/a	n/a

1991-92 HUNTER INFORMATION BY UNIT/SUBUNIT: UNIT 19

SPECIES	TYPE	HUNT TOTAL	SUCCESSFUL HUNTERS				UNSUCCESSFUL HUNTERS				
			UNIT RES	OTHER STATE RES	NON-RES	UNKN. RES	TOTAL	UNIT RES	OTHER STATE RES	NON-RES	UNKN. RES
UNIT 19 TOTALS FOR SPECIES AND HUNT TYPE											
BEAVER	Trapping	n/a	n/a	n/a	n/a	n/a	n/a	n/a	n/a	n/a	n/a
BISON	Drawing	36	2	33	1	0	27	2	23	2	0
BLACK BEAR	General Season	11	n/a	5	6	n/a	n/a	n/a	n/a	n/a	n/a
BROWN BEAR	General Season	31	1	5	25	n/a	n/a	n/a	n/a	n/a	n/a
CARIBOU	General Season	n/a	n/a	n/a	n/a	n/a	n/a	n/a	n/a	n/a	n/a
COYOTE	Hunting/Trapping	n/a	n/a	n/a	n/a	n/a	n/a	n/a	n/a	n/a	n/a
FOX	Hunting/Trapping	n/a	n/a	n/a	n/a	n/a	n/a	n/a	n/a	n/a	n/a
LYNX	Hunting/Trapping	n/a	n/a	n/a	n/a	n/a	n/a	n/a	n/a	n/a	n/a
MARTEN	Trapping	n/a	n/a	n/a	n/a	n/a	n/a	n/a	n/a	n/a	n/a
MINK	Trapping	n/a	n/a	n/a	n/a	n/a	n/a	n/a	n/a	n/a	n/a
MOOSE	General Season	476	87	257	119	13	534	120	260	140	14
MOOSE	Registration	0	0	0	0	0	0	0	0	0	0
OTTER	Trapping	n/a	n/a	n/a	n/a	n/a	n/a	n/a	n/a	n/a	n/a
SHEEP	General Season	122	1	44	72	5	93	1	67	24	1
WOLF	Hunting/Trapping	n/a	n/a	n/a	n/a	n/a	n/a	n/a	n/a	n/a	n/a
WOLVERINE	Hunting/Trapping	n/a	n/a	n/a	n/a	n/a	n/a	n/a	n/a	n/a	n/a
UNIT 19 TOTALS											
BEAVER	**TOTAL UNIT**	n/a	n/a	n/a	n/a	n/a	n/a	n/a	n/a	n/a	n/a
BISON	**TOTAL UNIT**	36	2	33	1	0	27	2	23	2	0
BLACK BEAR	**TOTAL UNIT**	11	n/a	5	6	n/a	n/a	n/a	n/a	n/a	n/a
BROWN BEAR	**TOTAL UNIT**	31	1	5	25	n/a	n/a	n/a	n/a	n/a	n/a
CARIBOU	**TOTAL UNIT**	n/a	n/a	n/a	n/a	n/a	n/a	n/a	n/a	n/a	n/a
COYOTE	**TOTAL UNIT**	n/a	n/a	n/a	n/a	n/a	n/a	n/a	n/a	n/a	n/a
FOX	**TOTAL UNIT**	n/a	n/a	n/a	n/a	n/a	n/a	n/a	n/a	n/a	n/a
LYNX	**TOTAL UNIT**	n/a	n/a	n/a	n/a	n/a	n/a	n/a	n/a	n/a	n/a
MARTEN	**TOTAL UNIT**	n/a	n/a	n/a	n/a	n/a	n/a	n/a	n/a	n/a	n/a
MINK	**TOTAL UNIT**	n/a	n/a	n/a	n/a	n/a	n/a	n/a	n/a	n/a	n/a
MOOSE	**TOTAL UNIT**	476	87	257	119	13	534	120	260	140	14
OTTER	**TOTAL UNIT**	n/a	n/a	n/a	n/a	n/a	n/a	n/a	n/a	n/a	n/a
SHEEP	**TOTAL UNIT**	122	1	44	72	5	93	1	67	24	1
WOLF	**TOTAL UNIT**	n/a	n/a	n/a	n/a	n/a	n/a	n/a	n/a	n/a	n/a
WOLVERINE	**TOTAL UNIT**	n/a	n/a	n/a	n/a	n/a	n/a	n/a	n/a	n/a	n/a

1991-92 HUNTER INFORMATION BY UNIT/SUBUNIT: UNIT 20

SPECIES	TYPE	HUNT	SUCCESSFUL HUNTERS TOTAL	UNIT RES	OTHER STATE RES	NON-RES	UNKN. RES	UNSUCCESSFUL HUNTERS TOTAL	UNIT RES	OTHER STATE RES	NON-RES	UNKN. RES	PERCENT SUCCESSFUL TOTAL	UNIT RES	OTHER STATE RES	NON-RES	UNKN. RES	TOTAL DAYS	AVG. EFFORT
Unit/Subunit 20A																			
BEAVER	Trapping		n/a	n/a	n/a	n/a	n/a	n/a	n/a	n/a	n/a	n/a	n/a	n/a	n/a	n/a	n/a	n/a	n/a
BLACK BEAR	General Season		33	25	4	4	0	n/a	n/a	n/a	n/a	n/a	n/a	n/a	n/a	n/a	0.00	n/a	n/a
BROWN BEAR	General Season		14	6	4	4	0	n/a	n/a	n/a	n/a	n/a	n/a	n/a	n/a	n/a	0.00	n/a	n/a
CARIBOU	General Season		204	n/a	171	32	1	212	n/a	191	18	3	49.04	n/a	47.24	64.00	25.00	2011	4.83
CARIBOU	Drawing	0570	98	57	38	2	1	49	31	18	0	0	66.67	64.77	67.86	100.00	100.00	450	3.06
CARIBOU	**TOTAL SUBUNIT**		302	57	209	34	2	261	31	209	18	3							
COYOTE	Hunting/Trapping		n/a	n/a	n/a	n/a	n/a	n/a	n/a	n/a	n/a	n/a	n/a	n/a	n/a	n/a	n/a	n/a	n/a
FOX	Hunting/Trapping		n/a	n/a	n/a	n/a	n/a	n/a	n/a	n/a	n/a	n/a	n/a	n/a	n/a	n/a	n/a	n/a	n/a
LYNX	Hunting/Trapping		n/a	n/a	n/a	n/a	n/a	n/a	n/a	n/a	n/a	n/a	n/a	n/a	n/a	n/a	n/a	n/a	n/a
MARTEN	Trapping		n/a	n/a	n/a	n/a	n/a	n/a	n/a	n/a	n/a	n/a	n/a	n/a	n/a	n/a	n/a	n/a	n/a
MINK	Trapping		n/a	n/a	n/a	n/a	n/a	n/a	n/a	n/a	n/a	n/a	n/a	n/a	n/a	n/a	n/a	n/a	n/a
MOOSE	General Season		382	264	62	48	8	772	566	148	48	10	33.10	31.81	29.52	50.00	44.44	7308	6.33
OTTER	Trapping		n/a	n/a	n/a	n/a	n/a	n/a	n/a	n/a	n/a	n/a	n/a	n/a	n/a	n/a	n/a	n/a	n/a
SHEEP	General Season		109	50	26	33	0	229	146	61	15	7	32.25	25.51	29.89	68.75	0.00	1664	4.92
SHEEP	Drawing	1103	0	0	0	0	0	5	3	1	1	0	0.00	0.00	0.00	0.00	0.00	18	3.60
SHEEP	Drawing	1104	0	0	0	0	0	1	1	0	0	0	0.00	0.00	0.00	0.00	0.00	5	5.00
SHEEP	**TOTAL SUBUNIT**		109	50	26	33	0	235	150	62	16	7							
WOLF	Hunting/Trapping		n/a	n/a	n/a	n/a	n/a	n/a	n/a	n/a	n/a	n/a	n/a	n/a	n/a	n/a	n/a	n/a	n/a
WOLVERINE	Hunting/Trapping		n/a	n/a	n/a	n/a	n/a	n/a	n/a	n/a	n/a	n/a	n/a	n/a	n/a	n/a	n/a	n/a	n/a
Unit/Subunit 20B																			
BEAVER	Trapping		n/a	n/a	n/a	n/a	n/a	n/a	n/a	n/a	n/a	n/a	n/a	n/a	n/a	n/a	n/a	n/a	n/a
BLACK BEAR	General Season		101	74	23	4	0	n/a	n/a	n/a	n/a	n/a	n/a	n/a	n/a	n/a	0.00	n/a	n/a
BROWN BEAR	General Season		8	5	1	2	0	n/a	n/a	n/a	n/a	n/a	n/a	n/a	n/a	n/a	0.00	n/a	n/a
CARIBOU	General Season		11	0	11	0	0	103	n/a	100	1	2	9.65	0.00	9.91	0.00	0.00	430	3.77
CARIBOU	Drawing	0577	0	0	0	0	0	2	1	1	0	0	0.00	0.00	0.00	0.00	0.00	2	1.00
CARIBOU	Drawing	0578	0	0	0	0	0	0	0	0	0	0	0.00	0.00	0.00	0.00	0.00	0	n/a
CARIBOU	**TOTAL SUBUNIT**		11	0	11	0	0	105	1	101	1	2							
COYOTE	Hunting/Trapping		n/a	n/a	n/a	n/a	n/a	n/a	n/a	n/a	n/a	n/a	n/a	n/a	n/a	n/a	n/a	n/a	n/a
FOX	Hunting/Trapping		n/a	n/a	n/a	n/a	n/a	n/a	n/a	n/a	n/a	n/a	n/a	n/a	n/a	n/a	n/a	n/a	n/a
LYNX	Hunting/Trapping		n/a	n/a	n/a	n/a	n/a	n/a	n/a	n/a	n/a	n/a	n/a	n/a	n/a	n/a	n/a	n/a	n/a
MARTEN	Trapping		n/a	n/a	n/a	n/a	n/a	n/a	n/a	n/a	n/a	n/a	n/a	n/a	n/a	n/a	n/a	n/a	n/a
MINK	Trapping		n/a	n/a	n/a	n/a	n/a	n/a	n/a	n/a	n/a	n/a	n/a	n/a	n/a	n/a	n/a	n/a	n/a
MOOSE	General Season		429	359	41	17	12	2168	1941	110	93	24	16.52	15.61	27.15	15.45	33.33	15183	5.85
MOOSE	Federal	0920	0	0	0	0	0	1	1	0	0	0	0.00	0.00	0.00	0.00	0.00	5	5.00
MOOSE	Tier II	0985T	36	34	2	0	0	48	43	5	0	0	42.86	44.16	28.57	0.00	0.00	431	5.13
MOOSE	Registration	0986	28	0	0	0	28	232	1	0	0	231	10.77	0.00	0.00	0.00	10.81	1295	4.98
MOOSE	**TOTAL SUBUNIT**		493	393	43	17	40	2449	1986	115	93	255							
OTTER	Trapping		n/a	n/a	n/a	n/a	n/a	n/a	n/a	n/a	n/a	n/a	n/a	n/a	n/a	n/a	n/a	n/a	n/a
SHEEP	General Season		2	2	0	0	0	4	3	1	0	0	33.33	40.00	0.00	0.00	0.00	21	3.50
WOLF	Hunting/Trapping		n/a	n/a	n/a	n/a	n/a	n/a	n/a	n/a	n/a	n/a	n/a	n/a	n/a	n/a	n/a	n/a	n/a
WOLVERINE	Hunting/Trapping		n/a	n/a	n/a	n/a	n/a	n/a	n/a	n/a	n/a	n/a	n/a	n/a	n/a	n/a	n/a	n/a	n/a

1991-92 HUNTER INFORMATION BY UNIT/SUBUNIT: UNIT 20

			SUCCESSFUL HUNTERS					UNSUCCESSFUL HUNTERS					PERCENT SUCCESSFUL						
SPECIES	TYPE	HUNT	TOTAL	UNIT RES	OTHER STATE RES	NON-RES	UNKN. RES	TOTAL	UNIT RES	OTHER STATE RES	NON-RES	UNKN. RES	TOTAL	UNIT RES	OTHER STATE RES	NON-RES	UNKN. RES	TOTAL DAYS	AVG. EFFORT
Unit/Subunit 20C																			
BEAVER	Trapping		n/a	n/a	n/a	n/a	n/a	n/a	n/a	n/a	n/a	n/a	n/a	n/a	n/a	n/a	n/a	n/a	n/a
BLACK BEAR	General Season		19	16	3	0	0	n/a	n/a	n/a	n/a	n/a	n/a	n/a	n/a	0.00	0.00	n/a	n/a
BROWN BEAR	General Season		6	3	2	1	0	n/a	n/a	n/a	n/a	n/a	n/a	n/a	n/a	n/a	0.00	n/a	n/a
COYOTE	Hunting/Trapping		n/a	n/a	n/a	n/a	n/a	n/a	n/a	n/a	n/a	n/a	n/a	n/a	n/a	n/a	n/a	n/a	n/a
FOX	Hunting/Trapping		n/a	n/a	n/a	n/a	n/a	n/a	n/a	n/a	n/a	n/a	n/a	n/a	n/a	n/a	n/a	n/a	n/a
LYNX	Hunting/Trapping		n/a	n/a	n/a	n/a	n/a	n/a	n/a	n/a	n/a	n/a	n/a	n/a	n/a	n/a	n/a	n/a	n/a
MARTEN	Trapping		n/a	n/a	n/a	n/a	n/a	n/a	n/a	n/a	n/a	n/a	n/a	n/a	n/a	n/a	n/a	n/a	n/a
MINK	Trapping		n/a	n/a	n/a	n/a	n/a	n/a	n/a	n/a	n/a	n/a	n/a	n/a	n/a	n/a	n/a	n/a	n/a
MOOSE	General Season		142	104	27	9	2	235	178	52	2	3	37.67	36.88	34.18	81.82	40.00	2230	5.92
OTTER	Trapping		n/a	n/a	n/a	n/a	n/a	n/a	n/a	n/a	n/a	n/a	n/a	n/a	n/a	n/a	n/a	n/a	n/a
SHEEP	General Season		1	0	1	0	0	3	3	0	0	0	25.00	0.00	100.00	0.00	0.00	31	7.75
WOLF	Hunting/Trapping		n/a	n/a	n/a	n/a	n/a	n/a	n/a	n/a	n/a	n/a	n/a	n/a	n/a	n/a	n/a	n/a	n/a
WOLVERINE	Hunting/Trapping		n/a	n/a	n/a	n/a	n/a	n/a	n/a	n/a	n/a	n/a	n/a	n/a	n/a	n/a	n/a	n/a	n/a
Unit/Subunit 20D																			
BEAVER	Trapping		n/a	n/a	n/a	n/a	n/a	n/a	n/a	n/a	n/a	n/a	n/a	n/a	n/a	n/a	n/a	n/a	n/a
BISON	Drawing	0403	68	2	66	0	0	2	0	2	0	0	97.14	100.00	97.06	0.00	0.00	262	3.74
BISON	Drawing	0404	25	1	23	1	0	5	2	3	0	0	83.33	33.33	88.46	100.00	0.00	148	4.93
BISON	**TOTAL SUBUNIT**		93	3	89	1	0	7	2	5	0	0							
BLACK BEAR	General Season		10	8	1	1	0	n/a	n/a	n/a	n/a	n/a	n/a	n/a	n/a	n/a	0.00	n/a	n/a
BROWN BEAR	General Season		5	3	0	0	2	n/a	n/a	n/a	n/a	n/a	n/a	n/a	0.00	0.00	n/a	n/a	n/a
CARIBOU	General Season		n/a	n/a	n/a	n/a	n/a	n/a	n/a	n/a	n/a	n/a	n/a	n/a	n/a	n/a	n/a	n/a	n/a
CARIBOU	Registration	0535	50	23	27	0	0	158	61	97	0	0	24.04	27.38	21.77	0.00	0.00	722	3.47
CARIBOU	**TOTAL SUBUNIT**		50	23	27	0	0	158	61	97	0	0							
COYOTE	Hunting/Trapping		n/a	n/a	n/a	n/a	n/a	n/a	n/a	n/a	n/a	n/a	n/a	n/a	n/a	n/a	n/a	n/a	n/a
FOX	Hunting/Trapping		n/a	n/a	n/a	n/a	n/a	n/a	n/a	n/a	n/a	n/a	n/a	n/a	n/a	n/a	n/a	n/a	n/a
LYNX	Hunting/Trapping		n/a	n/a	n/a	n/a	n/a	n/a	n/a	n/a	n/a	n/a	n/a	n/a	n/a	n/a	n/a	n/a	n/a
MARTEN	Trapping		n/a	n/a	n/a	n/a	n/a	n/a	n/a	n/a	n/a	n/a	n/a	n/a	n/a	n/a	n/a	n/a	n/a
MINK	Trapping		n/a	n/a	n/a	n/a	n/a	n/a	n/a	n/a	n/a	n/a	n/a	n/a	n/a	n/a	n/a	n/a	n/a
MOOSE	General Season		144	118	21	4	1	515	444	51	13	7	21.85	21.00	29.17	23.53	12.50	4017	6.10
MOOSE	Tier II	0987T	0	0	0	0	0	5	0	5	0	0	0.00	0.00	0.00	0.00	0.00	38	7.60
MOOSE	**TOTAL SUBUNIT**		144	118	21	4	1	520	444	56	13	7							
OTTER	Trapping		n/a	n/a	n/a	n/a	n/a	n/a	n/a	n/a	n/a	n/a	n/a	n/a	n/a	n/a	n/a	n/a	n/a
SHEEP	General Season		4	2	1	1	0	8	5	3	0	0	33.33	28.57	25.00	100.00	0.00	61	5.08
SHEEP	Drawing	1102	10	2	8	0	0	13	3	8	1	1	43.48	40.00	50.00	0.00	0.00	138	6.00
SHEEP	Drawing	1103	20	9	9	2	0	25	12	11	2	0	44.44	42.86	45.00	50.00	0.00	263	5.84
SHEEP	Drawing	1104	18	15	3	0	0	26	18	8	0	0	40.91	45.45	27.27	0.00	0.00	206	4.68
SHEEP	Drawing	1106	1	1	0	0	0	1	1	0	0	0	50.00	50.00	0.00	0.00	0.00	14	7.00
SHEEP	**TOTAL SUBUNIT**		53	29	21	3	0	73	39	30	3	1							
WOLF	Hunting/Trapping		n/a	n/a	n/a	n/a	n/a	n/a	n/a	n/a	n/a	n/a	n/a	n/a	n/a	n/a	n/a	n/a	n/a
WOLVERINE	Hunting/Trapping		n/a	n/a	n/a	n/a	n/a	n/a	n/a	n/a	n/a	n/a	n/a	n/a	n/a	n/a	n/a	n/a	n/a

1991-92 HUNTER INFORMATION BY UNIT/SUBUNIT: UNIT 20

SPECIES	TYPE	HUNT	SUCCESSFUL HUNTERS TOTAL	UNIT RES	OTHER STATE RES	NON-RES	UNKN. RES	UNSUCCESSFUL HUNTERS TOTAL	UNIT RES	OTHER STATE RES	NON-RES	UNKN. RES	PERCENT SUCCESSFUL TOTAL	UNIT RES	OTHER STATE RES	NON-RES	UNKN. RES	TOTAL DAYS	AVG. EFFORT
Unit/Subunit 20E																			
BEAVER	Trapping		n/a	n/a	n/a	n/a	n/a	n/a	n/a	n/a	n/a	n/a	n/a	n/a	n/a	n/a	n/a	n/a	n/a
BLACK BEAR	General Season		7	3	4	0	0	n/a	n/a	n/a	n/a	n/a	n/a	n/a	n/a	0.00	0.00	n/a	n/a
BROWN BEAR	General Season		11	4	7	0	0	n/a	n/a	n/a	n/a	n/a	n/a	n/a	n/a	0.00	0.00	n/a	n/a
CARIBOU	General Season		n/a	n/a	n/a	n/a	n/a	n/a	n/a	n/a	n/a	n/a	n/a	n/a	n/a	n/a	n/a	n/a	n/a
CARIBOU	Federal	0520	4	0	4	0	0	10	3	7	0	0	28.57	0.00	36.36	0.00	0.00	36	2.57
CARIBOU	Registration	0560	0	0	0	0	0	1	0	1	0	0	0.00	0.00	0.00	0.00	0.00	1	1.00
CARIBOU	Registration	0575	341	174	161	0	6	1206	548	649	0	9	22.04	24.10	19.88	0.00	40.00	4418	2.86
CARIBOU	**TOTAL SUBUNIT**		345	174	165	0	6	1217	551	657	0	9							
COYOTE	Hunting/Trapping		n/a	n/a	n/a	n/a	n/a	n/a	n/a	n/a	n/a	n/a	n/a	n/a	n/a	n/a	n/a	n/a	n/a
FOX	Hunting/Trapping		n/a	n/a	n/a	n/a	n/a	n/a	n/a	n/a	n/a	n/a	n/a	n/a	n/a	n/a	n/a	n/a	n/a
LYNX	Hunting/Trapping		n/a	n/a	n/a	n/a	n/a	n/a	n/a	n/a	n/a	n/a	n/a	n/a	n/a	n/a	n/a	n/a	n/a
MARTEN	Trapping		n/a	n/a	n/a	n/a	n/a	n/a	n/a	n/a	n/a	n/a	n/a	n/a	n/a	n/a	n/a	n/a	n/a
MINK	Trapping		n/a	n/a	n/a	n/a	n/a	n/a	n/a	n/a	n/a	n/a	n/a	n/a	n/a	n/a	n/a	n/a	n/a
MOOSE	General Season		91	33	54	3	1	343	112	219	9	3	20.97	22.76	19.78	25.00	25.00	3026	6.97
OTTER	Trapping		0	0	0	0	0	n/a	n/a	n/a	n/a	n/a	0.00	0.00	0.00	0.00	0.00	n/a	n/a
SHEEP	General Season		3	2	1	0	0	10	6	4	0	0	23.08	25.00	20.00	0.00	0.00	62	4.77
SHEEP	Drawing	1106	2	0	2	0	0	1	0	1	0	0	66.67	0.00	66.67	0.00	0.00	24	8.00
SHEEP	Drawing	1107	0	0	0	0	0	1	1	0	0	0	0.00	0.00	0.00	0.00	0.00	6	6.00
SHEEP	Drawing	1108	1	1	0	0	0	1	0	1	0	0	50.00	100.00	0.00	0.00	0.00	15	7.50
SHEEP	**TOTAL SUBUNIT**		6	3	3	0	0	13	7	6	0	0							
WOLF	Hunting/Trapping		n/a	n/a	n/a	n/a	n/a	n/a	n/a	n/a	n/a	n/a	n/a	n/a	n/a	n/a	n/a	n/a	n/a
WOLVERINE	Hunting/Trapping		n/a	n/a	n/a	n/a	n/a	n/a	n/a	n/a	n/a	n/a	n/a	n/a	n/a	n/a	n/a	n/a	n/a
Unit/Subunit 20F																			
BEAVER	Trapping		n/a	n/a	n/a	n/a	n/a	n/a	n/a	n/a	n/a	n/a	n/a	n/a	n/a	n/a	n/a	n/a	n/a
BLACK BEAR	General Season		22	18	0	4	0	n/a	n/a	n/a	n/a	n/a	n/a	n/a	0.00	n/a	0.00	n/a	n/a
BROWN BEAR	General Season		1	1	0	0	0	n/a	n/a	n/a	n/a	n/a	n/a	n/a	0.00	0.00	0.00	n/a	n/a
CARIBOU	General Season		1	n/a	1	0	0	1	n/a	1	0	0	50.00	n/a	50.00	0.00	0.00	8	4.00
CARIBOU	Drawing	0577	0	0	0	0	0	0	0	0	0	0	0.00	0.00	0.00	0.00	0.00	0	n/a
CARIBOU	Drawing	0578	0	0	0	0	0	1	1	0	0	0	0.00	0.00	0.00	0.00	0.00	2	2.00
CARIBOU	**TOTAL SUBUNIT**		1	0	1	0	0	2	1	1	0	0							
COYOTE	Hunting/Trapping		n/a	n/a	n/a	n/a	n/a	n/a	n/a	n/a	n/a	n/a	n/a	n/a	n/a	n/a	n/a	n/a	n/a
FOX	Hunting/Trapping		n/a	n/a	n/a	n/a	n/a	n/a	n/a	n/a	n/a	n/a	n/a	n/a	n/a	n/a	n/a	n/a	n/a
LYNX	Hunting/Trapping		n/a	n/a	n/a	n/a	n/a	n/a	n/a	n/a	n/a	n/a	n/a	n/a	n/a	n/a	n/a	n/a	n/a
MARTEN	Trapping		n/a	n/a	n/a	n/a	n/a	n/a	n/a	n/a	n/a	n/a	n/a	n/a	n/a	n/a	n/a	n/a	n/a
MINK	Trapping		n/a	n/a	n/a	n/a	n/a	n/a	n/a	n/a	n/a	n/a	n/a	n/a	n/a	n/a	n/a	n/a	n/a
MOOSE	General Season		37	26	10	1	0	118	91	18	3	6	23.87	22.22	35.71	25.00	0.00	815	5.26
OTTER	Trapping		n/a	n/a	n/a	n/a	n/a	n/a	n/a	n/a	n/a	n/a	n/a	n/a	n/a	n/a	n/a	n/a	n/a
SHEEP	General Season		0	0	0	0	0	1	0	1	0	0	0.00	0.00	0.00	0.00	0.00	4	4.00
WOLF	Hunting/Trapping		n/a	n/a	n/a	n/a	n/a	n/a	n/a	n/a	n/a	n/a	n/a	n/a	n/a	n/a	n/a	n/a	n/a
WOLVERINE	Hunting/Trapping		n/a	n/a	n/a	n/a	n/a	n/a	n/a	n/a	n/a	n/a	n/a	n/a	n/a	n/a	n/a	n/a	n/a

1991-92 HUNTER INFORMATION BY UNIT/SUBUNIT: UNIT 20

SPECIES	TYPE	HUNT	SUCCESSFUL HUNTERS TOTAL	UNIT RES	OTHER STATE RES	NON-RES	UNKN. RES	UNSUCCESSFUL HUNTERS TOTAL	UNIT RES	OTHER STATE RES	NON-RES	UNKN. RES	PERCENT SUCCESSFUL TOTAL	UNIT RES	OTHER STATE RES	NON-RES	UNKN. RES	TOTAL DAYS	AVG. EFFORT
Unit/Subunit 20Z																			
BLACK BEAR	General Season	1	0	1	0	0	n/a	n/a	n/a	n/a	n/a	n/a	0.00	n/a	0.00	0.00	0.00	n/a	n/a
MOOSE	General Season	6	5	1	0	0	64	45	18	1	0	8.57	10.00	5.26	0.00	0.00	523	7.47	
SHEEP	General Season	0	0	0	0	0	3	2	0	1	0	0.00	0.00	0.00	0.00	0.00	24	8.00	

1991-92 HUNTER INFORMATION BY UNIT/SUBUNIT: UNIT 20

SPECIES	TYPE	HUNT TOTAL	SUCCESSFUL HUNTERS UNIT RES	SUCCESSFUL HUNTERS OTHER STATE RES	SUCCESSFUL HUNTERS NON-RES	SUCCESSFUL HUNTERS UNKN. RES	UNSUCCESSFUL HUNTERS TOTAL	UNSUCCESSFUL HUNTERS UNIT RES	UNSUCCESSFUL HUNTERS OTHER STATE RES	UNSUCCESSFUL HUNTERS NON-RES	UNSUCCESSFUL HUNTERS UNKN. RES
UNIT 20 TOTALS FOR SPECIES AND HUNT TYPE											
BEAVER	Trapping	n/a	n/a	n/a	n/a	n/a	n/a	n/a	n/a	n/a	n/a
BISON	Drawing	93	3	89	1	0	7	2	5	0	0
BLACK BEAR	General Season	193	144	36	13	n/a	n/a	n/a	n/a	n/a	n/a
BROWN BEAR	General Season	45	22	14	7	2	n/a	n/a	n/a	n/a	n/a
CARIBOU	Drawing	98	57	38	2	1	52	33	19	0	0
CARIBOU	Federal	4	0	4	0	0	10	3	7	0	0
CARIBOU	General Season	216	n/a	183	32	1	316	n/a	292	19	5
CARIBOU	Registration	391	197	188	0	6	1365	609	747	0	9
COYOTE	Hunting/Trapping	n/a	n/a	n/a	n/a	n/a	n/a	n/a	n/a	n/a	n/a
FOX	Hunting/Trapping	n/a	n/a	n/a	n/a	n/a	n/a	n/a	n/a	n/a	n/a
LYNX	Hunting/Trapping	n/a	n/a	n/a	n/a	n/a	n/a	n/a	n/a	n/a	n/a
MARTEN	Trapping	n/a	n/a	n/a	n/a	n/a	n/a	n/a	n/a	n/a	n/a
MINK	Trapping	n/a	n/a	n/a	n/a	n/a	n/a	n/a	n/a	n/a	n/a
MOOSE	Federal	0	0	0	0	0	1	1	0	0	0
MOOSE	General Season	1231	909	216	82	24	4215	3377	616	169	53
MOOSE	Registration	28	0	0	0	28	232	1	0	0	231
MOOSE	Tier II	36	34	2	0	0	53	43	10	0	0
OTTER	Trapping	n/a	n/a	n/a	n/a	n/a	n/a	n/a	n/a	n/a	n/a
SHEEP	Drawing	52	28	22	2	0	74	39	30	4	1
SHEEP	General Season	119	56	29	34	0	258	165	70	16	7
WOLF	Hunting/Trapping	n/a	n/a	n/a	n/a	n/a	n/a	n/a	n/a	n/a	n/a
WOLVERINE	Hunting/Trapping	n/a	n/a	n/a	n/a	n/a	n/a	n/a	n/a	n/a	n/a
UNIT 20 TOTALS											
BEAVER	**TOTAL UNIT**	n/a	n/a	n/a	n/a	n/a	n/a	n/a	n/a	n/a	n/a
BISON	**TOTAL UNIT**	93	3	89	1	0	7	2	5	0	0
BLACK BEAR	**TOTAL UNIT**	193	144	36	13	n/a	n/a	n/a	n/a	n/a	n/a
BROWN BEAR	**TOTAL UNIT**	45	22	14	7	2	n/a	n/a	n/a	n/a	n/a
CARIBOU	**TOTAL UNIT**	709	254	413	34	8	1743	645	1065	19	14
COYOTE	**TOTAL UNIT**	n/a	n/a	n/a	n/a	n/a	n/a	n/a	n/a	n/a	n/a
FOX	**TOTAL UNIT**	n/a	n/a	n/a	n/a	n/a	n/a	n/a	n/a	n/a	n/a
LYNX	**TOTAL UNIT**	n/a	n/a	n/a	n/a	n/a	n/a	n/a	n/a	n/a	n/a
MARTEN	**TOTAL UNIT**	n/a	n/a	n/a	n/a	n/a	n/a	n/a	n/a	n/a	n/a
MINK	**TOTAL UNIT**	n/a	n/a	n/a	n/a	n/a	n/a	n/a	n/a	n/a	n/a
MOOSE	**TOTAL UNIT**	1295	943	218	82	52	4501	3422	626	169	284
OTTER	**TOTAL UNIT**	n/a	n/a	n/a	n/a	n/a	n/a	n/a	n/a	n/a	n/a
SHEEP	**TOTAL UNIT**	171	84	51	36	0	332	204	100	20	8
WOLF	**TOTAL UNIT**	n/a	n/a	n/a	n/a	n/a	n/a	n/a	n/a	n/a	n/a
WOLVERINE	**TOTAL UNIT**	n/a	n/a	n/a	n/a	n/a	n/a	n/a	n/a	n/a	n/a

1991-92 HUNTER INFORMATION BY UNIT/SUBUNIT: UNIT 21

SPECIES	TYPE	SUCCESSFUL HUNTERS HUNT TOTAL	SUCCESSFUL HUNTERS UNIT RES	SUCCESSFUL HUNTERS OTHER STATE RES	SUCCESSFUL HUNTERS NON-RES	SUCCESSFUL HUNTERS UNKN. RES	UNSUCCESSFUL HUNTERS TOTAL	UNSUCCESSFUL HUNTERS UNIT RES	UNSUCCESSFUL HUNTERS OTHER STATE RES	UNSUCCESSFUL HUNTERS NON-RES	UNSUCCESSFUL HUNTERS UNKN. RES	PERCENT SUCCESSFUL TOTAL	PERCENT SUCCESSFUL UNIT RES	PERCENT SUCCESSFUL OTHER STATE RES	PERCENT SUCCESSFUL NON-RES	PERCENT SUCCESSFUL UNKN. RES	TOTAL DAYS	AVG. EFFORT
Unit/Subunit 21A																		
BEAVER	Trapping	n/a	n/a	n/a	n/a	n/a	n/a	n/a	n/a	n/a	n/a	n/a	n/a	n/a	n/a	n/a	n/a	n/a
BLACK BEAR	General Season	n/a	n/a	n/a	n/a	n/a	n/a	n/a	n/a	n/a	n/a	n/a	n/a	n/a	n/a	n/a	n/a	n/a
BROWN BEAR	General Season	0	0	0	0	0	n/a	n/a	n/a	n/a	n/a	0.00	0.00	0.00	0.00	0.00	n/a	n/a
CARIBOU	General Season	n/a	n/a	n/a	n/a	n/a	n/a	n/a	n/a	n/a	n/a	n/a	n/a	n/a	n/a	n/a	n/a	n/a
COYOTE	Hunting/Trapping	n/a	n/a	n/a	n/a	n/a	n/a	n/a	n/a	n/a	n/a	n/a	n/a	n/a	n/a	n/a	n/a	n/a
FOX	Hunting/Trapping	n/a	n/a	n/a	n/a	n/a	n/a	n/a	n/a	n/a	n/a	n/a	n/a	n/a	n/a	n/a	n/a	n/a
LYNX	Hunting/Trapping	n/a	n/a	n/a	n/a	n/a	n/a	n/a	n/a	n/a	n/a	n/a	n/a	n/a	n/a	n/a	n/a	n/a
MARTEN	Trapping	n/a	n/a	n/a	n/a	n/a	n/a	n/a	n/a	n/a	n/a	n/a	n/a	n/a	n/a	n/a	n/a	n/a
MINK	Trapping	n/a	n/a	n/a	n/a	n/a	n/a	n/a	n/a	n/a	n/a	n/a	n/a	n/a	n/a	n/a	n/a	n/a
MOOSE	General Season	137	3	97	35	2	81	1	52	26	2	62.84	75.00	65.10	57.38	50.00	1471	6.75
OTTER	Trapping	n/a	n/a	n/a	n/a	n/a	n/a	n/a	n/a	n/a	n/a	n/a	n/a	n/a	n/a	n/a	n/a	n/a
WOLF	Hunting/Trapping	n/a	n/a	n/a	n/a	n/a	n/a	n/a	n/a	n/a	n/a	n/a	n/a	n/a	n/a	n/a	n/a	n/a
WOLVERINE	Hunting/Trapping	n/a	n/a	n/a	n/a	n/a	n/a	n/a	n/a	n/a	n/a	n/a	n/a	n/a	n/a	n/a	n/a	n/a
Unit/Subunit 21B																		
BEAVER	Trapping	n/a	n/a	n/a	n/a	n/a	n/a	n/a	n/a	n/a	n/a	n/a	n/a	n/a	n/a	n/a	n/a	n/a
BLACK BEAR	General Season	4	0	4	0	0	n/a	n/a	n/a	n/a	n/a	n/a	0.00	n/a	0.00	0.00	n/a	n/a
BROWN BEAR	General Season	0	0	0	0	0	n/a	n/a	n/a	n/a	n/a	0.00	0.00	0.00	0.00	0.00	n/a	n/a
CARIBOU	General Season	n/a	n/a	n/a	n/a	n/a	n/a	n/a	n/a	n/a	n/a	n/a	n/a	n/a	n/a	n/a	n/a	n/a
COYOTE	Hunting/Trapping	n/a	n/a	n/a	n/a	n/a	n/a	n/a	n/a	n/a	n/a	n/a	n/a	n/a	n/a	n/a	n/a	n/a
FOX	Hunting/Trapping	n/a	n/a	n/a	n/a	n/a	n/a	n/a	n/a	n/a	n/a	n/a	n/a	n/a	n/a	n/a	n/a	n/a
LYNX	Hunting/Trapping	n/a	n/a	n/a	n/a	n/a	n/a	n/a	n/a	n/a	n/a	n/a	n/a	n/a	n/a	n/a	n/a	n/a
MARTEN	Trapping	n/a	n/a	n/a	n/a	n/a	n/a	n/a	n/a	n/a	n/a	n/a	n/a	n/a	n/a	n/a	n/a	n/a
MINK	Trapping	n/a	n/a	n/a	n/a	n/a	n/a	n/a	n/a	n/a	n/a	n/a	n/a	n/a	n/a	n/a	n/a	n/a
MOOSE	General Season	65	18	37	8	2	88	19	60	8	1	42.48	48.65	38.14	50.00	66.67	1304	8.52
OTTER	Trapping	0	0	0	0	0	n/a	n/a	n/a	n/a	n/a	0.00	0.00	0.00	0.00	0.00	n/a	n/a
WOLF	Hunting/Trapping	n/a	n/a	n/a	n/a	n/a	n/a	n/a	n/a	n/a	n/a	n/a	n/a	n/a	n/a	n/a	n/a	n/a
WOLVERINE	Hunting/Trapping	n/a	n/a	n/a	n/a	n/a	n/a	n/a	n/a	n/a	n/a	n/a	n/a	n/a	n/a	n/a	n/a	n/a
Unit/Subunit 21C																		
BLACK BEAR	General Season	0	0	0	0	0	n/a	n/a	n/a	n/a	n/a	0.00	0.00	0.00	0.00	0.00	n/a	n/a
BROWN BEAR	General Season	0	0	0	0	0	n/a	n/a	n/a	n/a	n/a	0.00	0.00	0.00	0.00	0.00	n/a	n/a
CARIBOU	General Season	n/a	n/a	n/a	n/a	n/a	n/a	n/a	n/a	n/a	n/a	n/a	n/a	n/a	n/a	n/a	n/a	n/a
COYOTE	Hunting/Trapping	n/a	n/a	n/a	n/a	n/a	n/a	n/a	n/a	n/a	n/a	n/a	n/a	n/a	n/a	n/a	n/a	n/a
FOX	Hunting/Trapping	n/a	n/a	n/a	n/a	n/a	n/a	n/a	n/a	n/a	n/a	n/a	n/a	n/a	n/a	n/a	n/a	n/a
LYNX	Hunting/Trapping	n/a	n/a	n/a	n/a	n/a	n/a	n/a	n/a	n/a	n/a	n/a	n/a	n/a	n/a	n/a	n/a	n/a
MARTEN	Trapping	n/a	n/a	n/a	n/a	n/a	n/a	n/a	n/a	n/a	n/a	n/a	n/a	n/a	n/a	n/a	n/a	n/a
MINK	Trapping	n/a	n/a	n/a	n/a	n/a	n/a	n/a	n/a	n/a	n/a	n/a	n/a	n/a	n/a	n/a	n/a	n/a
MOOSE	General Season	20	0	15	5	0	20	0	17	3	0	50.00	0.00	46.88	62.50	0.00	280	7.00
OTTER	Trapping	0	0	0	0	0	n/a	n/a	n/a	n/a	n/a	0.00	0.00	0.00	0.00	0.00	n/a	n/a
WOLF	Hunting/Trapping	n/a	n/a	n/a	n/a	n/a	n/a	n/a	n/a	n/a	n/a	n/a	n/a	n/a	n/a	n/a	n/a	n/a
WOLVERINE	Hunting/Trapping	0	0	0	0	0	n/a	n/a	n/a	n/a	n/a	0.00	0.00	0.00	0.00	0.00	n/a	n/a

1991-92 HUNTER INFORMATION BY UNIT/SUBUNIT: UNIT 21

SPECIES	TYPE	HUNT TOTAL	SUCCESSFUL HUNTERS UNIT RES	SUCCESSFUL HUNTERS OTHER STATE RES	SUCCESSFUL HUNTERS NON-RES	SUCCESSFUL HUNTERS UNKN. RES	UNSUCCESSFUL HUNTERS TOTAL	UNSUCCESSFUL HUNTERS UNIT RES	UNSUCCESSFUL HUNTERS OTHER STATE RES	UNSUCCESSFUL HUNTERS NON-RES	UNSUCCESSFUL HUNTERS UNKN. RES	PERCENT SUCCESSFUL TOTAL	PERCENT SUCCESSFUL UNIT RES	PERCENT SUCCESSFUL OTHER STATE RES	PERCENT SUCCESSFUL NON-RES	PERCENT SUCCESSFUL UNKN. RES	TOTAL DAYS	AVG. EFFORT
Unit/Subunit 21D																		
BEAVER	Trapping	n/a	n/a	n/a	n/a	n/a	n/a	n/a	n/a	n/a	n/a	n/a	n/a	n/a	n/a	n/a	n/a	n/a
BLACK BEAR	General Season	1	0	1	0	0	n/a	n/a	n/a	n/a	n/a	n/a	0.00	n/a	0.00	0.00	n/a	n/a
BROWN BEAR	General Season	1	0	1	0	0	n/a	n/a	n/a	n/a	n/a	n/a	0.00	n/a	0.00	0.00	n/a	n/a
CARIBOU	General Season	n/a	n/a	n/a	n/a	n/a	n/a	n/a	n/a	n/a	n/a	n/a	n/a	n/a	n/a	n/a	n/a	n/a
COYOTE	Hunting/Trapping	n/a	n/a	n/a	n/a	n/a	n/a	n/a	n/a	n/a	n/a	n/a	n/a	n/a	n/a	n/a	n/a	n/a
FOX	Hunting/Trapping	n/a	n/a	n/a	n/a	n/a	n/a	n/a	n/a	n/a	n/a	n/a	n/a	n/a	n/a	n/a	n/a	n/a
LYNX	Hunting/Trapping	n/a	n/a	n/a	n/a	n/a	n/a	n/a	n/a	n/a	n/a	n/a	n/a	n/a	n/a	n/a	n/a	n/a
MARTEN	Trapping	n/a	n/a	n/a	n/a	n/a	n/a	n/a	n/a	n/a	n/a	n/a	n/a	n/a	n/a	n/a	n/a	n/a
MINK	Trapping	n/a	n/a	n/a	n/a	n/a	n/a	n/a	n/a	n/a	n/a	n/a	n/a	n/a	n/a	n/a	n/a	n/a
MOOSE	General Season	303	105	150	42	6	176	60	97	16	3	63.26	63.64	60.73	72.41	66.67	2814	5.87
OTTER	Trapping	n/a	n/a	n/a	n/a	n/a	n/a	n/a	n/a	n/a	n/a	n/a	n/a	n/a	n/a	n/a	n/a	n/a
WOLF	Hunting/Trapping	n/a	n/a	n/a	n/a	n/a	n/a	n/a	n/a	n/a	n/a	n/a	n/a	n/a	n/a	n/a	n/a	n/a
WOLVERINE	Hunting/Trapping	n/a	n/a	n/a	n/a	n/a	n/a	n/a	n/a	n/a	n/a	n/a	n/a	n/a	n/a	n/a	n/a	n/a
Unit/Subunit 21E																		
BEAVER	Trapping	n/a	n/a	n/a	n/a	n/a	n/a	n/a	n/a	n/a	n/a	n/a	n/a	n/a	n/a	n/a	n/a	n/a
BLACK BEAR	General Season	n/a	n/a	n/a	n/a	n/a	n/a	n/a	n/a	n/a	n/a	n/a	n/a	n/a	n/a	n/a	n/a	n/a
BROWN BEAR	General Season	5	0	0	5	0	n/a	n/a	n/a	n/a	n/a	n/a	0.00	0.00	n/a	0.00	n/a	n/a
CARIBOU	General Season	n/a	n/a	n/a	n/a	n/a	n/a	n/a	n/a	n/a	n/a	n/a	n/a	n/a	n/a	n/a	n/a	n/a
COYOTE	Hunting/Trapping	n/a	n/a	n/a	n/a	n/a	n/a	n/a	n/a	n/a	n/a	n/a	n/a	n/a	n/a	n/a	n/a	n/a
FOX	Hunting/Trapping	n/a	n/a	n/a	n/a	n/a	n/a	n/a	n/a	n/a	n/a	n/a	n/a	n/a	n/a	n/a	n/a	n/a
LYNX	Hunting/Trapping	n/a	n/a	n/a	n/a	n/a	n/a	n/a	n/a	n/a	n/a	n/a	n/a	n/a	n/a	n/a	n/a	n/a
MARTEN	Trapping	n/a	n/a	n/a	n/a	n/a	n/a	n/a	n/a	n/a	n/a	n/a	n/a	n/a	n/a	n/a	n/a	n/a
MINK	Trapping	n/a	n/a	n/a	n/a	n/a	n/a	n/a	n/a	n/a	n/a	n/a	n/a	n/a	n/a	n/a	n/a	n/a
MOOSE	General Season	153	47	93	8	5	83	21	53	6	3	64.83	69.12	63.70	57.14	62.50	1461	6.19
OTTER	Trapping	n/a	n/a	n/a	n/a	n/a	n/a	n/a	n/a	n/a	n/a	n/a	n/a	n/a	n/a	n/a	n/a	n/a
WOLF	Hunting/Trapping	n/a	n/a	n/a	n/a	n/a	n/a	n/a	n/a	n/a	n/a	n/a	n/a	n/a	n/a	n/a	n/a	n/a
WOLVERINE	Hunting/Trapping	n/a	n/a	n/a	n/a	n/a	n/a	n/a	n/a	n/a	n/a	n/a	n/a	n/a	n/a	n/a	n/a	n/a
Unit/Subunit 21Z																		
MOOSE	General Season	2	0	2	0	0	12	1	5	6	0	14.29	0.00	28.57	0.00	0.00	92	6.57

1991-92 HUNTER INFORMATION BY UNIT/SUBUNIT: UNIT 21

SPECIES	TYPE	HUNT TOTAL	SUCCESSFUL HUNTERS UNIT RES	SUCCESSFUL HUNTERS OTHER STATE RES	SUCCESSFUL HUNTERS NON-RES	SUCCESSFUL HUNTERS UNKN. RES	UNSUCCESSFUL HUNTERS TOTAL	UNSUCCESSFUL HUNTERS UNIT RES	UNSUCCESSFUL HUNTERS OTHER STATE RES	UNSUCCESSFUL HUNTERS NON-RES	UNSUCCESSFUL HUNTERS UNKN. RES
UNIT 21 TOTALS FOR SPECIES AND HUNT TYPE											
BEAVER	Trapping	n/a	n/a	n/a	n/a	n/a	n/a	n/a	n/a	n/a	n/a
BLACK BEAR	General Season	5	n/a	5	n/a	n/a	n/a	n/a	n/a	n/a	n/a
BROWN BEAR	General Season	6	n/a	1	5	n/a	n/a	n/a	n/a	n/a	n/a
CARIBOU	General Season	n/a	n/a	n/a	n/a	n/a	n/a	n/a	n/a	n/a	n/a
COYOTE	Hunting/Trapping	n/a	n/a	n/a	n/a	n/a	n/a	n/a	n/a	n/a	n/a
FOX	Hunting/Trapping	n/a	n/a	n/a	n/a	n/a	n/a	n/a	n/a	n/a	n/a
LYNX	Hunting/Trapping	n/a	n/a	n/a	n/a	n/a	n/a	n/a	n/a	n/a	n/a
MARTEN	Trapping	n/a	n/a	n/a	n/a	n/a	n/a	n/a	n/a	n/a	n/a
MINK	Trapping	n/a	n/a	n/a	n/a	n/a	n/a	n/a	n/a	n/a	n/a
MOOSE	General Season	680	173	394	98	15	460	102	284	65	9
OTTER	Trapping	n/a	n/a	n/a	n/a	n/a	n/a	n/a	n/a	n/a	n/a
WOLF	Hunting/Trapping	n/a	n/a	n/a	n/a	n/a	n/a	n/a	n/a	n/a	n/a
WOLVERINE	Hunting/Trapping	n/a	n/a	n/a	n/a	n/a	n/a	n/a	n/a	n/a	n/a
UNIT 21 TOTALS											
BEAVER	**TOTAL UNIT**	n/a	n/a	n/a	n/a	n/a	n/a	n/a	n/a	n/a	n/a
BLACK BEAR	**TOTAL UNIT**	5	n/a	5	n/a	n/a	n/a	n/a	n/a	n/a	n/a
BROWN BEAR	**TOTAL UNIT**	6	n/a	1	5	n/a	n/a	n/a	n/a	n/a	n/a
CARIBOU	**TOTAL UNIT**	n/a	n/a	n/a	n/a	n/a	n/a	n/a	n/a	n/a	n/a
COYOTE	**TOTAL UNIT**	n/a	n/a	n/a	n/a	n/a	n/a	n/a	n/a	n/a	n/a
FOX	**TOTAL UNIT**	n/a	n/a	n/a	n/a	n/a	n/a	n/a	n/a	n/a	n/a
LYNX	**TOTAL UNIT**	n/a	n/a	n/a	n/a	n/a	n/a	n/a	n/a	n/a	n/a
MARTEN	**TOTAL UNIT**	n/a	n/a	n/a	n/a	n/a	n/a	n/a	n/a	n/a	n/a
MINK	**TOTAL UNIT**	n/a	n/a	n/a	n/a	n/a	n/a	n/a	n/a	n/a	n/a
MOOSE	**TOTAL UNIT**	680	173	394	98	15	460	102	284	65	9
OTTER	**TOTAL UNIT**	n/a	n/a	n/a	n/a	n/a	n/a	n/a	n/a	n/a	n/a
WOLF	**TOTAL UNIT**	n/a	n/a	n/a	n/a	n/a	n/a	n/a	n/a	n/a	n/a
WOLVERINE	**TOTAL UNIT**	n/a	n/a	n/a	n/a	n/a	n/a	n/a	n/a	n/a	n/a

1991-92 HUNTER INFORMATION BY UNIT/SUBUNIT: UNIT 22

SPECIES	TYPE	HUNT	SUCCESSFUL HUNTERS TOTAL	UNIT RES	OTHER STATE RES	NON-RES	UNKN. RES	UNSUCCESSFUL HUNTERS TOTAL	UNIT RES	OTHER STATE RES	NON-RES	UNKN. RES	PERCENT SUCCESSFUL TOTAL	UNIT RES	OTHER STATE RES	NON-RES	UNKN. RES	TOTAL DAYS	AVG. EFFORT
Unit/Subunit 22A																			
BEAVER	Trapping		n/a	n/a	n/a	n/a	n/a	n/a	n/a	n/a	n/a	n/a	n/a	n/a	n/a	n/a	n/a	n/a	n/a
BLACK BEAR	General Season		0	0	0	0	0	n/a	n/a	n/a	n/a	n/a	0.00	0.00	0.00	0.00	0.00	n/a	n/a
BROWN BEAR	General Season		13	0	1	12	0	n/a	n/a	n/a	n/a	n/a	n/a	0.00	n/a	n/a	0.00	n/a	n/a
CARIBOU	General Season		n/a	n/a	n/a	n/a	n/a	n/a	n/a	n/a	n/a	n/a	n/a	n/a	n/a	n/a	n/a	n/a	n/a
COYOTE	Hunting/Trapping		n/a	n/a	n/a	n/a	n/a	n/a	n/a	n/a	n/a	n/a	n/a	n/a	n/a	n/a	n/a	n/a	n/a
FOX	Hunting/Trapping		n/a	n/a	n/a	n/a	n/a	n/a	n/a	n/a	n/a	n/a	n/a	n/a	n/a	n/a	n/a	n/a	n/a
LYNX	Hunting/Trapping		n/a	n/a	n/a	n/a	n/a	n/a	n/a	n/a	n/a	n/a	n/a	n/a	n/a	n/a	n/a	n/a	n/a
MARTEN	Trapping		n/a	n/a	n/a	n/a	n/a	n/a	n/a	n/a	n/a	n/a	n/a	n/a	n/a	n/a	n/a	n/a	n/a
MINK	Trapping		n/a	n/a	n/a	n/a	n/a	n/a	n/a	n/a	n/a	n/a	n/a	n/a	n/a	n/a	n/a	n/a	n/a
MOOSE	General Season		26	22	1	3	0	48	41	5	1	1	35.14	34.92	16.67	75.00	0.00	865	11.69
OTTER	Trapping		0	0	0	0	0	n/a	n/a	n/a	n/a	n/a	0.00	0.00	0.00	0.00	0.00	n/a	n/a
WOLF	Hunting/Trapping		n/a	n/a	n/a	n/a	n/a	n/a	n/a	n/a	n/a	n/a	n/a	n/a	n/a	n/a	n/a	n/a	n/a
WOLVERINE	Hunting/Trapping		n/a	n/a	n/a	n/a	n/a	n/a	n/a	n/a	n/a	n/a	n/a	n/a	n/a	n/a	n/a	n/a	n/a
Unit/Subunit 22B																			
BEAVER	Trapping		n/a	n/a	n/a	n/a	n/a	n/a	n/a	n/a	n/a	n/a	n/a	n/a	n/a	n/a	n/a	n/a	n/a
BLACK BEAR	General Season		0	0	0	0	0	n/a	n/a	n/a	n/a	n/a	0.00	0.00	0.00	0.00	0.00	n/a	n/a
BROWN BEAR	General Season		12	9	3	0	0	n/a	n/a	n/a	n/a	n/a	n/a	n/a	n/a	0.00	0.00	n/a	n/a
BROWN BEAR	Drawing	0271	5	0	0	5	0	3	0	0	3	0	62.50	0.00	0.00	62.50	0.00	0	0.00
BROWN BEAR	**TOTAL SUBUNIT**		17	9	3	5	0	3	0	0	3	0							
CARIBOU	General Season		n/a	n/a	n/a	n/a	n/a	n/a	n/a	n/a	n/a	n/a	n/a	n/a	n/a	n/a	n/a	n/a	n/a
COYOTE	Hunting/Trapping		n/a	n/a	n/a	n/a	n/a	n/a	n/a	n/a	n/a	n/a	n/a	n/a	n/a	n/a	n/a	n/a	n/a
FOX	Hunting/Trapping		n/a	n/a	n/a	n/a	n/a	n/a	n/a	n/a	n/a	n/a	n/a	n/a	n/a	n/a	n/a	n/a	n/a
LYNX	Hunting/Trapping		0	0	0	0	0	n/a	n/a	n/a	n/a	n/a	0.00	0.00	0.00	0.00	0.00	n/a	n/a
MARTEN	Trapping		n/a	n/a	n/a	n/a	n/a	n/a	n/a	n/a	n/a	n/a	n/a	n/a	n/a	n/a	n/a	n/a	n/a
MINK	Trapping		n/a	n/a	n/a	n/a	n/a	n/a	n/a	n/a	n/a	n/a	n/a	n/a	n/a	n/a	n/a	n/a	n/a
MOOSE	General Season		67	37	17	11	2	63	43	13	7	0	51.54	46.25	56.67	61.11	100.00	868	6.68
OTTER	Trapping		n/a	n/a	n/a	n/a	n/a	n/a	n/a	n/a	n/a	n/a	n/a	n/a	n/a	n/a	n/a	n/a	n/a
WOLF	Hunting/Trapping		n/a	n/a	n/a	n/a	n/a	n/a	n/a	n/a	n/a	n/a	n/a	n/a	n/a	n/a	n/a	n/a	n/a
WOLVERINE	Hunting/Trapping		n/a	n/a	n/a	n/a	n/a	n/a	n/a	n/a	n/a	n/a	n/a	n/a	n/a	n/a	n/a	n/a	n/a
Unit/Subunit 22C																			
BEAVER	Trapping		n/a	n/a	n/a	n/a	n/a	n/a	n/a	n/a	n/a	n/a	n/a	n/a	n/a	n/a	n/a	n/a	n/a
BLACK BEAR	General Season		0	0	0	0	0	n/a	n/a	n/a	n/a	n/a	0.00	0.00	0.00	0.00	0.00	n/a	n/a
BROWN BEAR	General Season		4	3	0	1	0	n/a	n/a	n/a	n/a	n/a	n/a	n/a	0.00	n/a	0.00	n/a	n/a
BROWN BEAR	Drawing	0281	1	0	0	1	0	0	0	0	0	0	100.00	0.00	0.00	100.00	0.00	3	3.00
BROWN BEAR	**TOTAL SUBUNIT**		5	3	0	2	0	0	0	0	0	0							
COYOTE	Hunting/Trapping		n/a	n/a	n/a	n/a	n/a	n/a	n/a	n/a	n/a	n/a	n/a	n/a	n/a	n/a	n/a	n/a	n/a
FOX	Hunting/Trapping		n/a	n/a	n/a	n/a	n/a	n/a	n/a	n/a	n/a	n/a	n/a	n/a	n/a	n/a	n/a	n/a	n/a
LYNX	Hunting/Trapping		0	0	0	0	0	n/a	n/a	n/a	n/a	n/a	0.00	0.00	0.00	0.00	0.00	n/a	n/a
MARTEN	Trapping		n/a	n/a	n/a	n/a	n/a	n/a	n/a	n/a	n/a	n/a	n/a	n/a	n/a	n/a	n/a	n/a	n/a

1991-92 HUNTER INFORMATION BY UNIT/SUBUNIT: UNIT 22

SPECIES	TYPE	HUNT	SUCCESSFUL HUNTERS TOTAL	UNIT RES	OTHER STATE RES	NON-RES	UNKN. RES	UNSUCCESSFUL HUNTERS TOTAL	UNIT RES	OTHER STATE RES	NON-RES	UNKN. RES	PERCENT SUCCESSFUL TOTAL	UNIT RES	OTHER STATE RES	NON-RES	UNKN. RES	TOTAL DAYS	AVG. EFFORT
Unit/Subunit 22C																			
MINK	Trapping		n/a	n/a	n/a	n/a	n/a	n/a	n/a	n/a	n/a	n/a	n/a	n/a	n/a	n/a	n/a	n/a	n/a
MOOSE	General Season		19	11	5	2	1	37	31	5	1	0	33.93	26.19	50.00	66.67	100.00	290	5.18
OTTER	Trapping		0	0	0	0	0	n/a	n/a	n/a	n/a	n/a	0.00	0.00	0.00	0.00	0.00	n/a	n/a
WOLF	Hunting/Trapping		0	0	0	0	0	n/a	n/a	n/a	n/a	n/a	0.00	0.00	0.00	0.00	0.00	n/a	n/a
WOLVERINE	Hunting/Trapping		n/a	n/a	n/a	n/a	n/a	n/a	n/a	n/a	n/a	n/a	n/a	n/a	n/a	n/a	n/a	n/a	n/a
Unit/Subunit 22D																			
BEAVER	Trapping		n/a	n/a	n/a	n/a	n/a	n/a	n/a	n/a	n/a	n/a	n/a	n/a	n/a	n/a	n/a	n/a	n/a
BLACK BEAR	General Season		0	0	0	0	0	n/a	n/a	n/a	n/a	n/a	0.00	0.00	0.00	0.00	0.00	n/a	n/a
BROWN BEAR	General Season		4	4	0	0	0	n/a	n/a	n/a	n/a	n/a	n/a	n/a	0.00	0.00	0.00	n/a	n/a
BROWN BEAR	Drawing	0271	0	0	0	0	0	0	0	0	0	0	0.00	0.00	0.00	0.00	0.00	0	n/a
BROWN BEAR	**TOTAL SUBUNIT**		4	4	0	0	0	0	0	0	0	0							
COYOTE	Hunting/Trapping		n/a	n/a	n/a	n/a	n/a	n/a	n/a	n/a	n/a	n/a	n/a	n/a	n/a	n/a	n/a	n/a	n/a
FOX	Hunting/Trapping		n/a	n/a	n/a	n/a	n/a	n/a	n/a	n/a	n/a	n/a	n/a	n/a	n/a	n/a	n/a	n/a	n/a
LYNX	Hunting/Trapping		0	0	0	0	0	n/a	n/a	n/a	n/a	n/a	0.00	0.00	0.00	0.00	0.00	n/a	n/a
MARTEN	Trapping		n/a	n/a	n/a	n/a	n/a	n/a	n/a	n/a	n/a	n/a	n/a	n/a	n/a	n/a	n/a	n/a	n/a
MINK	Trapping		n/a	n/a	n/a	n/a	n/a	n/a	n/a	n/a	n/a	n/a	n/a	n/a	n/a	n/a	n/a	n/a	n/a
MOOSE	General Season		177	136	29	11	1	162	130	26	4	2	52.21	51.13	52.73	73.33	33.33	2855	8.42
OTTER	Trapping		0	0	0	0	0	n/a	n/a	n/a	n/a	n/a	0.00	0.00	0.00	0.00	0.00	n/a	n/a
WOLF	Hunting/Trapping		n/a	n/a	n/a	n/a	n/a	n/a	n/a	n/a	n/a	n/a	n/a	n/a	n/a	n/a	n/a	n/a	n/a
WOLVERINE	Hunting/Trapping		n/a	n/a	n/a	n/a	n/a	n/a	n/a	n/a	n/a	n/a	n/a	n/a	n/a	n/a	n/a	n/a	n/a
Unit/Subunit 22E																			
BLACK BEAR	General Season		0	0	0	0	0	n/a	n/a	n/a	n/a	n/a	0.00	0.00	0.00	0.00	0.00	n/a	n/a
BROWN BEAR	General Season		3	3	0	0	0	n/a	n/a	n/a	n/a	n/a	n/a	n/a	0.00	0.00	0.00	n/a	n/a
COYOTE	Hunting/Trapping		n/a	n/a	n/a	n/a	n/a	n/a	n/a	n/a	n/a	n/a	n/a	n/a	n/a	n/a	n/a	n/a	n/a
FOX	Hunting/Trapping		n/a	n/a	n/a	n/a	n/a	n/a	n/a	n/a	n/a	n/a	n/a	n/a	n/a	n/a	n/a	n/a	n/a
LYNX	Hunting/Trapping		n/a	n/a	n/a	n/a	n/a	n/a	n/a	n/a	n/a	n/a	n/a	n/a	n/a	n/a	n/a	n/a	n/a
MARTEN	Trapping		n/a	n/a	n/a	n/a	n/a	n/a	n/a	n/a	n/a	n/a	n/a	n/a	n/a	n/a	n/a	n/a	n/a
MINK	Trapping		n/a	n/a	n/a	n/a	n/a	n/a	n/a	n/a	n/a	n/a	n/a	n/a	n/a	n/a	n/a	n/a	n/a
MOOSE	General Season		12	11	0	0	1	7	7	0	0	0	63.16	61.11	0.00	0.00	100.00	148	7.79
OTTER	Trapping		0	0	0	0	0	n/a	n/a	n/a	n/a	n/a	0.00	0.00	0.00	0.00	0.00	n/a	n/a
Unit/Subunit 22Z																			
BROWN BEAR	Drawing	0271	0	0	0	0	0	1	0	0	1	0	0.00	0.00	0.00	0.00	0.00	0	0.00
BROWN BEAR	Drawing	0281	0	0	0	0	0	1	0	0	1	0	0.00	0.00	0.00	0.00	0.00	0	0.00
BROWN BEAR	**TOTAL SUBUNIT**		0	0	0	0	0	2	0	0	2	0							
CARIBOU	General Season		62	56	5	1	0	141	119	17	5	0	30.54	32.00	22.73	16.67	0.00	n/a	n/a
MOOSE	General Season		0	0	0	0	0	35	29	5	1	0	0.00	0.00	0.00	0.00	0.00	313	8.94

1991-92 HUNTER INFORMATION BY UNIT/SUBUNIT: UNIT 22

SPECIES	TYPE	HUNT TOTAL	SUCCESSFUL HUNTERS				UNSUCCESSFUL HUNTERS				
			UNIT RES	OTHER STATE RES	NON-RES	UNKN. RES	TOTAL	UNIT RES	OTHER STATE RES	NON-RES	UNKN. RES
UNIT 22 TOTALS FOR SPECIES AND HUNT TYPE											
BEAVER	Trapping	n/a	n/a	n/a	n/a	n/a	n/a	n/a	n/a	n/a	n/a
BLACK BEAR	General Season	n/a	n/a	n/a	n/a	n/a	n/a	n/a	n/a	n/a	n/a
BROWN BEAR	Drawing	6	0	0	6	0	5	0	0	5	0
BROWN BEAR	General Season	36	19	4	13	n/a	n/a	n/a	n/a	n/a	n/a
CARIBOU	General Season	62	56	5	1	n/a	141	119	17	5	n/a
COYOTE	Hunting/Trapping	n/a	n/a	n/a	n/a	n/a	n/a	n/a	n/a	n/a	n/a
FOX	Hunting/Trapping	n/a	n/a	n/a	n/a	n/a	n/a	n/a	n/a	n/a	n/a
LYNX	Hunting/Trapping	n/a	n/a	n/a	n/a	n/a	n/a	n/a	n/a	n/a	n/a
MARTEN	Trapping	n/a	n/a	n/a	n/a	n/a	n/a	n/a	n/a	n/a	n/a
MINK	Trapping	n/a	n/a	n/a	n/a	n/a	n/a	n/a	n/a	n/a	n/a
MOOSE	General Season	301	217	52	27	5	352	281	54	14	3
OTTER	Trapping	n/a	n/a	n/a	n/a	n/a	n/a	n/a	n/a	n/a	n/a
WOLF	Hunting/Trapping	n/a	n/a	n/a	n/a	n/a	n/a	n/a	n/a	n/a	n/a
WOLVERINE	Hunting/Trapping	n/a	n/a	n/a	n/a	n/a	n/a	n/a	n/a	n/a	n/a
UNIT 22 TOTALS											
BEAVER	**TOTAL UNIT**	n/a	n/a	n/a	n/a	n/a	n/a	n/a	n/a	n/a	n/a
BLACK BEAR	**TOTAL UNIT**	n/a	n/a	n/a	n/a	n/a	n/a	n/a	n/a	n/a	n/a
BROWN BEAR	**TOTAL UNIT**	42	19	4	19	0	5	0	0	5	0
CARIBOU	**TOTAL UNIT**	62	56	5	1	n/a	141	119	17	5	n/a
COYOTE	**TOTAL UNIT**	n/a	n/a	n/a	n/a	n/a	n/a	n/a	n/a	n/a	n/a
FOX	**TOTAL UNIT**	n/a	n/a	n/a	n/a	n/a	n/a	n/a	n/a	n/a	n/a
LYNX	**TOTAL UNIT**	n/a	n/a	n/a	n/a	n/a	n/a	n/a	n/a	n/a	n/a
MARTEN	**TOTAL UNIT**	n/a	n/a	n/a	n/a	n/a	n/a	n/a	n/a	n/a	n/a
MINK	**TOTAL UNIT**	n/a	n/a	n/a	n/a	n/a	n/a	n/a	n/a	n/a	n/a
MOOSE	**TOTAL UNIT**	301	217	52	27	5	352	281	54	14	3
OTTER	**TOTAL UNIT**	n/a	n/a	n/a	n/a	n/a	n/a	n/a	n/a	n/a	n/a
WOLF	**TOTAL UNIT**	n/a	n/a	n/a	n/a	n/a	n/a	n/a	n/a	n/a	n/a
WOLVERINE	**TOTAL UNIT**	n/a	n/a	n/a	n/a	n/a	n/a	n/a	n/a	n/a	n/a

1991-92 HUNTER INFORMATION BY UNIT/SUBUNIT: UNIT 23

SPECIES	TYPE	HUNT	SUCCESSFUL HUNTERS TOTAL	UNIT RES	OTHER STATE RES	NON-RES	UNKN. RES	UNSUCCESSFUL HUNTERS TOTAL	UNIT RES	OTHER STATE RES	NON-RES	UNKN. RES	PERCENT SUCCESSFUL TOTAL	UNIT RES	OTHER STATE RES	NON-RES	UNKN. RES	TOTAL DAYS	AVG. EFFORT
Unit/Subunit 23																			
BEAVER	Trapping		2	2	0	0	0	n/a	n/a	n/a	n/a	n/a	n/a	n/a	0.00	0.00	0.00	n/a	n/a
BLACK BEAR	General Season		n/a	n/a	n/a	n/a	n/a	n/a	n/a	n/a	n/a	n/a	n/a	n/a	n/a	n/a	n/a	n/a	n/a
BROWN BEAR	General Season		22	11	9	1	1	n/a	n/a	n/a	n/a	n/a	n/a	n/a	n/a	n/a	n/a	n/a	n/a
BROWN BEAR	Drawing	0282	7	0	0	7	0	11	0	0	11	0	38.89	0.00	0.00	38.89	0.00	n/a	n/a
BROWN BEAR	Drawing	0291	5	0	0	5	0	1	0	0	1	0	83.33	0.00	0.00	83.33	0.00	n/a	n/a
CARIBOU	General Season		n/a	n/a	n/a	n/a	n/a	n/a	n/a	n/a	n/a	n/a	n/a	n/a	n/a	n/a	n/a	n/a	n/a
COYOTE	Hunting/Trapping		n/a	n/a	n/a	n/a	n/a	n/a	n/a	n/a	n/a	n/a	n/a	n/a	n/a	n/a	n/a	n/a	n/a
FOX	Hunting/Trapping		n/a	n/a	n/a	n/a	n/a	n/a	n/a	n/a	n/a	n/a	n/a	n/a	n/a	n/a	n/a	n/a	n/a
LYNX	Hunting/Trapping		1	1	0	0	0	n/a	n/a	n/a	n/a	n/a	n/a	n/a	0.00	0.00	0.00	n/a	n/a
MARTEN	Trapping		n/a	n/a	n/a	n/a	n/a	n/a	n/a	n/a	n/a	n/a	n/a	n/a	n/a	n/a	n/a	n/a	n/a
MINK	Trapping		n/a	n/a	n/a	n/a	n/a	n/a	n/a	n/a	n/a	n/a	n/a	n/a	n/a	n/a	n/a	n/a	n/a
MOOSE	General Season		176	38	60	69	9	171	42	71	52	6	50.72	47.50	45.80	57.02	60.00	2292	6.61
OTTER	Trapping		2	2	0	0	0	n/a	n/a	n/a	n/a	n/a	n/a	n/a	0.00	0.00	0.00	n/a	n/a
SHEEP	General Season		11	2	1	6	2	9	0	7	1	1	55.00	100.00	12.50	85.71	66.67	134	6.70
SHEEP	Subsistence		1	1	0	0	0	5	4	1	n/a	n/a	16.67	20.00	0.00	0.00	0.00	n/a	n/a
WOLF	Hunting/Trapping		22	16	4	2	0	n/a	n/a	n/a	n/a	n/a	n/a	n/a	n/a	n/a	0.00	n/a	n/a
WOLVERINE	Hunting/Trapping		10	9	0	0	1	n/a	n/a	n/a	n/a	n/a	n/a	n/a	0.00	0.00	n/a	n/a	n/a

1991-92 HUNTER INFORMATION BY UNIT/SUBUNIT: UNIT 23

SPECIES	TYPE	HUNT TOTAL	SUCCESSFUL HUNTERS UNIT RES	SUCCESSFUL HUNTERS OTHER STATE RES	SUCCESSFUL HUNTERS NON-RES	SUCCESSFUL HUNTERS UNKN. RES	UNSUCCESSFUL HUNTERS TOTAL	UNSUCCESSFUL HUNTERS UNIT RES	UNSUCCESSFUL HUNTERS OTHER STATE RES	UNSUCCESSFUL HUNTERS NON-RES	UNSUCCESSFUL HUNTERS UNKN. RES
UNIT 23 TOTALS FOR SPECIES AND HUNT TYPE											
BEAVER	Trapping	2	2	n/a	n/a	n/a	n/a	n/a	n/a	n/a	n/a
BLACK BEAR	General Season	n/a	n/a	n/a	n/a	n/a	n/a	n/a	n/a	n/a	n/a
BROWN BEAR	Drawing	12	0	0	12	0	12	0	0	12	0
BROWN BEAR	General Season	22	11	9	1	1	n/a	n/a	n/a	n/a	n/a
CARIBOU	General Season	n/a	n/a	n/a	n/a	n/a	n/a	n/a	n/a	n/a	n/a
COYOTE	Hunting/Trapping	n/a	n/a	n/a	n/a	n/a	n/a	n/a	n/a	n/a	n/a
FOX	Hunting/Trapping	n/a	n/a	n/a	n/a	n/a	n/a	n/a	n/a	n/a	n/a
LYNX	Hunting/Trapping	1	1	n/a	n/a	n/a	n/a	n/a	n/a	n/a	n/a
MARTEN	Trapping	n/a	n/a	n/a	n/a	n/a	n/a	n/a	n/a	n/a	n/a
MINK	Trapping	n/a	n/a	n/a	n/a	n/a	n/a	n/a	n/a	n/a	n/a
MOOSE	General Season	176	38	60	69	9	171	42	71	52	6
OTTER	Trapping	2	2	n/a	n/a	n/a	n/a	n/a	n/a	n/a	n/a
SHEEP	General Season	11	2	1	6	2	9	0	7	1	1
SHEEP	Subsistence	1	1	0	0	0	5	4	1	0	0
WOLF	Hunting/Trapping	22	16	4	2	n/a	n/a	n/a	n/a	n/a	n/a
WOLVERINE	Hunting/Trapping	10	9	n/a	n/a	1	n/a	n/a	n/a	n/a	n/a
UNIT 23 TOTALS											
BEAVER	**TOTAL UNIT**	2	2	n/a	n/a	n/a	n/a	n/a	n/a	n/a	n/a
BLACK BEAR	**TOTAL UNIT**	n/a	n/a	n/a	n/a	n/a	n/a	n/a	n/a	n/a	n/a
BROWN BEAR	**TOTAL UNIT**	34	11	9	13	1	12	n/a	n/a	12	n/a
CARIBOU	**TOTAL UNIT**	n/a	n/a	n/a	n/a	n/a	n/a	n/a	n/a	n/a	n/a
COYOTE	**TOTAL UNIT**	n/a	n/a	n/a	n/a	n/a	n/a	n/a	n/a	n/a	n/a
FOX	**TOTAL UNIT**	n/a	n/a	n/a	n/a	n/a	n/a	n/a	n/a	n/a	n/a
LYNX	**TOTAL UNIT**	1	1	n/a	n/a	n/a	n/a	n/a	n/a	n/a	n/a
MARTEN	**TOTAL UNIT**	n/a	n/a	n/a	n/a	n/a	n/a	n/a	n/a	n/a	n/a
MINK	**TOTAL UNIT**	n/a	n/a	n/a	n/a	n/a	n/a	n/a	n/a	n/a	n/a
MOOSE	**TOTAL UNIT**	176	38	60	69	9	171	42	71	52	6
OTTER	**TOTAL UNIT**	2	2	n/a	n/a	n/a	n/a	n/a	n/a	n/a	n/a
SHEEP	**TOTAL UNIT**	12	3	1	6	2	14	4	8	1	1
WOLF	**TOTAL UNIT**	22	16	4	2	n/a	n/a	n/a	n/a	n/a	n/a
WOLVERINE	**TOTAL UNIT**	10	9	n/a	n/a	1	n/a	n/a	n/a	n/a	n/a

1991-92 HUNTER INFORMATION BY UNIT/SUBUNIT: UNIT 24

SPECIES	TYPE	SUCCESSFUL HUNTERS HUNT TOTAL	SUCCESSFUL HUNTERS UNIT RES	SUCCESSFUL HUNTERS OTHER STATE RES	SUCCESSFUL HUNTERS NON-RES	SUCCESSFUL HUNTERS UNKN. RES	UNSUCCESSFUL HUNTERS TOTAL	UNSUCCESSFUL HUNTERS UNIT RES	UNSUCCESSFUL HUNTERS OTHER STATE RES	UNSUCCESSFUL HUNTERS NON-RES	UNSUCCESSFUL HUNTERS UNKN. RES	PERCENT SUCCESSFUL TOTAL	PERCENT SUCCESSFUL UNIT RES	PERCENT SUCCESSFUL OTHER STATE RES	PERCENT SUCCESSFUL NON-RES	PERCENT SUCCESSFUL UNKN. RES	TOTAL DAYS	AVG. EFFORT
Unit/Subunit 24																		
BEAVER	Trapping	n/a	n/a	n/a	n/a	n/a	n/a	n/a	n/a	n/a	n/a	n/a	n/a	n/a	n/a	n/a	n/a	n/a
BLACK BEAR	General Season	1	0	1	0	0	n/a	n/a	n/a	n/a	n/a	n/a	0.00	n/a	0.00	0.00	n/a	n/a
BROWN BEAR	General Season	8	0	4	4	0	n/a	n/a	n/a	n/a	n/a	n/a	0.00	n/a	n/a	0.00	n/a	n/a
CARIBOU	General Season	n/a	n/a	n/a	n/a	n/a	n/a	n/a	n/a	n/a	n/a	n/a	n/a	n/a	n/a	n/a	n/a	n/a
COYOTE	Hunting/Trapping	n/a	n/a	n/a	n/a	n/a	n/a	n/a	n/a	n/a	n/a	n/a	n/a	n/a	n/a	n/a	n/a	n/a
FOX	Hunting/Trapping	n/a	n/a	n/a	n/a	n/a	n/a	n/a	n/a	n/a	n/a	n/a	n/a	n/a	n/a	n/a	n/a	n/a
LYNX	Hunting/Trapping	n/a	n/a	n/a	n/a	n/a	n/a	n/a	n/a	n/a	n/a	n/a	n/a	n/a	n/a	n/a	n/a	n/a
MARTEN	Trapping	n/a	n/a	n/a	n/a	n/a	n/a	n/a	n/a	n/a	n/a	n/a	n/a	n/a	n/a	n/a	n/a	n/a
MINK	Trapping	n/a	n/a	n/a	n/a	n/a	n/a	n/a	n/a	n/a	n/a	n/a	n/a	n/a	n/a	n/a	n/a	n/a
MOOSE	General Season	144	47	73	23	1	171	16	136	16	3	45.71	74.60	34.93	58.97	25.00	2050	6.51
OTTER	Trapping	n/a	n/a	n/a	n/a	n/a	n/a	n/a	n/a	n/a	n/a	n/a	n/a	n/a	n/a	n/a	n/a	n/a
SHEEP	General Season	28	0	15	11	2	51	9	42	0	0	35.44	0.00	26.32	100.00	100.00	484	6.13
SHEEP	Subsistence	12	12	0	n/a	0	22	22	0	n/a	0	35.29	35.29	0.00	n/a	0.00	n/a	n/a
WOLF	Hunting/Trapping	n/a	n/a	n/a	n/a	n/a	n/a	n/a	n/a	n/a	n/a	n/a	n/a	n/a	n/a	n/a	n/a	n/a
WOLVERINE	Hunting/Trapping	n/a	n/a	n/a	n/a	n/a	n/a	n/a	n/a	n/a	n/a	n/a	n/a	n/a	n/a	n/a	n/a	n/a

1991-92 HUNTER INFORMATION BY UNIT/SUBUNIT: UNIT 24

SPECIES	TYPE	HUNT TOTAL	SUCCESSFUL HUNTERS				UNSUCCESSFUL HUNTERS				
			UNIT RES	OTHER STATE RES	NON-RES	UNKN. RES	TOTAL	UNIT RES	OTHER STATE RES	NON-RES	UNKN. RES
UNIT 24 TOTALS FOR SPECIES AND HUNT TYPE											
BEAVER	Trapping	n/a	n/a	n/a	n/a	n/a	n/a	n/a	n/a	n/a	n/a
BLACK BEAR	General Season	1	n/a	1	n/a	n/a	n/a	n/a	n/a	n/a	n/a
BROWN BEAR	General Season	8	n/a	4	4	n/a	n/a	n/a	n/a	n/a	n/a
CARIBOU	General Season	n/a	n/a	n/a	n/a	n/a	n/a	n/a	n/a	n/a	n/a
COYOTE	Hunting/Trapping	n/a	n/a	n/a	n/a	n/a	n/a	n/a	n/a	n/a	n/a
FOX	Hunting/Trapping	n/a	n/a	n/a	n/a	n/a	n/a	n/a	n/a	n/a	n/a
LYNX	Hunting/Trapping	n/a	n/a	n/a	n/a	n/a	n/a	n/a	n/a	n/a	n/a
MARTEN	Trapping	n/a	n/a	n/a	n/a	n/a	n/a	n/a	n/a	n/a	n/a
MINK	Trapping	n/a	n/a	n/a	n/a	n/a	n/a	n/a	n/a	n/a	n/a
MOOSE	General Season	144	47	73	23	1	171	16	136	16	3
OTTER	Trapping	n/a	n/a	n/a	n/a	n/a	n/a	n/a	n/a	n/a	n/a
SHEEP	General Season	28	0	15	11	2	51	9	42	0	0
SHEEP	Subsistence	12	12	0	0	0	22	22	0	0	0
WOLF	Hunting/Trapping	n/a	n/a	n/a	n/a	n/a	n/a	n/a	n/a	n/a	n/a
WOLVERINE	Hunting/Trapping	n/a	n/a	n/a	n/a	n/a	n/a	n/a	n/a	n/a	n/a
UNIT 24 TOTALS											
BEAVER	**TOTAL UNIT**	n/a	n/a	n/a	n/a	n/a	n/a	n/a	n/a	n/a	n/a
BLACK BEAR	**TOTAL UNIT**	1	n/a	1	n/a	n/a	n/a	n/a	n/a	n/a	n/a
BROWN BEAR	**TOTAL UNIT**	8	n/a	4	4	n/a	n/a	n/a	n/a	n/a	n/a
CARIBOU	**TOTAL UNIT**	n/a	n/a	n/a	n/a	n/a	n/a	n/a	n/a	n/a	n/a
COYOTE	**TOTAL UNIT**	n/a	n/a	n/a	n/a	n/a	n/a	n/a	n/a	n/a	n/a
FOX	**TOTAL UNIT**	n/a	n/a	n/a	n/a	n/a	n/a	n/a	n/a	n/a	n/a
LYNX	**TOTAL UNIT**	n/a	n/a	n/a	n/a	n/a	n/a	n/a	n/a	n/a	n/a
MARTEN	**TOTAL UNIT**	n/a	n/a	n/a	n/a	n/a	n/a	n/a	n/a	n/a	n/a
MINK	**TOTAL UNIT**	n/a	n/a	n/a	n/a	n/a	n/a	n/a	n/a	n/a	n/a
MOOSE	**TOTAL UNIT**	144	47	73	23	1	171	16	136	16	3
OTTER	**TOTAL UNIT**	n/a	n/a	n/a	n/a	n/a	n/a	n/a	n/a	n/a	n/a
SHEEP	**TOTAL UNIT**	40	12	15	11	2	73	31	42	0	0
WOLF	**TOTAL UNIT**	n/a	n/a	n/a	n/a	n/a	n/a	n/a	n/a	n/a	n/a
WOLVERINE	**TOTAL UNIT**	n/a	n/a	n/a	n/a	n/a	n/a	n/a	n/a	n/a	n/a

1991-92 HUNTER INFORMATION BY UNIT/SUBUNIT: UNIT 25

SPECIES	TYPE	HUNT	SUCCESSFUL HUNTERS TOTAL	UNIT RES	OTHER STATE RES	NON-RES	UNKN. RES	UNSUCCESSFUL HUNTERS TOTAL	UNIT RES	OTHER STATE RES	NON-RES	UNKN. RES	PERCENT SUCCESSFUL TOTAL	UNIT RES	OTHER STATE RES	NON-RES	UNKN. RES	TOTAL DAYS	AVG. EFFORT
Unit/Subunit 25A																			
BEAVER	Trapping		n/a	n/a	n/a	n/a	n/a	n/a	n/a	n/a	n/a	n/a	n/a	n/a	n/a	n/a	n/a	n/a	n/a
BLACK BEAR	General Season		1	0	1	0	0	n/a	n/a	n/a	n/a	n/a	n/a	0.00	n/a	0.00	0.00	n/a	n/a
BROWN BEAR	General Season		7	1	4	2	0	n/a	n/a	n/a	n/a	n/a	n/a	n/a	n/a	n/a	0.00	n/a	n/a
BROWN BEAR	Drawing	0283	0	0	0	0	0	0	0	0	0	0	0.00	0.00	0.00	0.00	0.00	0	n/a
BROWN BEAR	Drawing	0284	2	0	0	2	0	0	0	0	0	0	100.00	0.00	0.00	100.00	0.00	8	4.00
BROWN BEAR	Drawing	0285	4	0	0	4	0	1	0	0	1	0	80.00	0.00	0.00	80.00	0.00	11	2.20
BROWN BEAR	Drawing	0292	0	0	0	0	0	0	0	0	0	0	0.00	0.00	0.00	0.00	0.00	0	n/a
BROWN BEAR	Drawing	0293	2	0	0	2	0	0	0	0	0	0	100.00	0.00	0.00	100.00	0.00	16	8.00
BROWN BEAR	Drawing	0294	0	0	0	0	0	0	0	0	0	0	0.00	0.00	0.00	0.00	0.00	0	n/a
BROWN BEAR	**TOTAL SUBUNIT**		15	1	4	10	0	1	0	0	1	0							
CARIBOU	General Season		n/a	n/a	n/a	n/a	n/a	n/a	n/a	n/a	n/a	n/a	n/a	n/a	n/a	n/a	n/a	n/a	n/a
COYOTE	Hunting/Trapping		n/a	n/a	n/a	n/a	n/a	n/a	n/a	n/a	n/a	n/a	n/a	n/a	n/a	n/a	n/a	n/a	n/a
FOX	Hunting/Trapping		n/a	n/a	n/a	n/a	n/a	n/a	n/a	n/a	n/a	n/a	n/a	n/a	n/a	n/a	n/a	n/a	n/a
LYNX	Hunting/Trapping		n/a	n/a	n/a	n/a	n/a	n/a	n/a	n/a	n/a	n/a	n/a	n/a	n/a	n/a	n/a	n/a	n/a
MARTEN	Trapping		n/a	n/a	n/a	n/a	n/a	n/a	n/a	n/a	n/a	n/a	n/a	n/a	n/a	n/a	n/a	n/a	n/a
MINK	Trapping		n/a	n/a	n/a	n/a	n/a	n/a	n/a	n/a	n/a	n/a	n/a	n/a	n/a	n/a	n/a	n/a	n/a
MOOSE	General Season		47	4	21	22	0	35	0	22	13	0	57.32	100.00	48.84	62.86	0.00	701	8.55
OTTER	Trapping		0	0	0	0	0	n/a	n/a	n/a	n/a	n/a	0.00	0.00	0.00	0.00	0.00	n/a	n/a
SHEEP	General Season		58	1	19	36	2	36	1	25	10	0	61.70	50.00	43.18	78.26	100.00	540	5.74
SHEEP	Federal	1125	0	0	0	0	0	0	0	0	0	0	0.00	0.00	0.00	0.00	0.00	0	n/a
SHEEP	Registration	1195	0	0	0	0	0	0	0	0	0	0	0.00	0.00	0.00	0.00	0.00	0	n/a
SHEEP	**TOTAL SUBUNIT**		58	1	19	36	2	36	1	25	10	0							
WOLF	Hunting/Trapping		n/a	n/a	n/a	n/a	n/a	n/a	n/a	n/a	n/a	n/a	n/a	n/a	n/a	n/a	n/a	n/a	n/a
WOLVERINE	Hunting/Trapping		n/a	n/a	n/a	n/a	n/a	n/a	n/a	n/a	n/a	n/a	n/a	n/a	n/a	n/a	n/a	n/a	n/a
Unit/Subunit 25B																			
BEAVER	Trapping		n/a	n/a	n/a	n/a	n/a	n/a	n/a	n/a	n/a	n/a	n/a	n/a	n/a	n/a	n/a	n/a	n/a
BLACK BEAR	General Season		0	0	0	0	0	n/a	n/a	n/a	n/a	n/a	0.00	0.00	0.00	0.00	0.00	n/a	n/a
BROWN BEAR	General Season		0	0	0	0	0	n/a	n/a	n/a	n/a	n/a	0.00	0.00	0.00	0.00	0.00	n/a	n/a
CARIBOU	General Season		n/a	n/a	n/a	n/a	n/a	n/a	n/a	n/a	n/a	n/a	n/a	n/a	n/a	n/a	n/a	n/a	n/a
COYOTE	Hunting/Trapping		n/a	n/a	n/a	n/a	n/a	n/a	n/a	n/a	n/a	n/a	n/a	n/a	n/a	n/a	n/a	n/a	n/a
FOX	Hunting/Trapping		n/a	n/a	n/a	n/a	n/a	n/a	n/a	n/a	n/a	n/a	n/a	n/a	n/a	n/a	n/a	n/a	n/a
LYNX	Hunting/Trapping		n/a	n/a	n/a	n/a	n/a	n/a	n/a	n/a	n/a	n/a	n/a	n/a	n/a	n/a	n/a	n/a	n/a
MARTEN	Trapping		n/a	n/a	n/a	n/a	n/a	n/a	n/a	n/a	n/a	n/a	n/a	n/a	n/a	n/a	n/a	n/a	n/a
MINK	Trapping		n/a	n/a	n/a	n/a	n/a	n/a	n/a	n/a	n/a	n/a	n/a	n/a	n/a	n/a	n/a	n/a	n/a
MOOSE	General Season		32	9	17	4	2	38	12	22	4	0	45.71	42.86	43.59	50.00	100.00	496	7.09
OTTER	Trapping		n/a	n/a	n/a	n/a	n/a	n/a	n/a	n/a	n/a	n/a	n/a	n/a	n/a	n/a	n/a	n/a	n/a
SHEEP	General Season		0	0	0	0	0	4	0	4	0	0	0.00	0.00	0.00	0.00	0.00	24	6.00
WOLF	Hunting/Trapping		n/a	n/a	n/a	n/a	n/a	n/a	n/a	n/a	n/a	n/a	n/a	n/a	n/a	n/a	n/a	n/a	n/a
WOLVERINE	Hunting/Trapping		n/a	n/a	n/a	n/a	n/a	n/a	n/a	n/a	n/a	n/a	n/a	n/a	n/a	n/a	n/a	n/a	n/a

1991-92 HUNTER INFORMATION BY UNIT/SUBUNIT: UNIT 25

SPECIES	TYPE	HUNT	SUCCESSFUL HUNTERS TOTAL	UNIT RES	OTHER STATE RES	NON-RES	UNKN. RES	UNSUCCESSFUL HUNTERS TOTAL	UNIT RES	OTHER STATE RES	NON-RES	UNKN. RES	PERCENT SUCCESSFUL TOTAL	UNIT RES	OTHER STATE RES	NON-RES	UNKN. RES	TOTAL DAYS	AVG. EFFORT
Unit/Subunit 25C																			
BEAVER	Trapping		n/a	n/a	n/a	n/a	n/a	n/a	n/a	n/a	n/a	n/a	n/a	n/a	n/a	n/a	n/a	n/a	n/a
BLACK BEAR	General Season		3	0	3	0	0	n/a	n/a	n/a	n/a	n/a	n/a	0.00	n/a	0.00	0.00	n/a	n/a
BROWN BEAR	General Season		0	0	0	0	0	n/a	n/a	n/a	n/a	n/a	0.00	0.00	0.00	0.00	0.00	n/a	n/a
CARIBOU	General Season		7	n/a	6	1	0	42	n/a	40	2	0	14.29	n/a	13.04	33.33	0.00	212	4.33
CARIBOU	Drawing	0577	0	0	0	0	0	9	0	9	0	0	0.00	0.00	0.00	0.00	0.00	18	2.00
CARIBOU	Drawing	0578	0	0	0	0	0	0	00	0	0	0	0.00	0.00	0.00	0.00	0.00	0	n/a
CARIBOU	**TOTAL SUBUNIT**		7	0	6	1	0	51	0	49	2	0							
COYOTE	Hunting/Trapping		n/a	n/a	n/a	n/a	n/a	n/a	n/a	n/a	n/a	n/a	n/a	n/a	n/a	n/a	n/a	n/a	n/a
FOX	Hunting/Trapping		n/a	n/a	n/a	n/a	n/a	n/a	n/a	n/a	n/a	n/a	n/a	n/a	n/a	n/a	n/a	n/a	n/a
LYNX	Hunting/Trapping		n/a	n/a	n/a	n/a	n/a	n/a	n/a	n/a	n/a	n/a	n/a	n/a	n/a	n/a	n/a	n/a	n/a
MARTEN	Trapping		n/a	n/a	n/a	n/a	n/a	n/a	n/a	n/a	n/a	n/a	n/a	n/a	n/a	n/a	n/a	n/a	n/a
MINK	Trapping		n/a	n/a	n/a	n/a	n/a	n/a	n/a	n/a	n/a	n/a	n/a	n/a	n/a	n/a	n/a	n/a	n/a
MOOSE	General Season		46	2	41	3	0	118	12	96	7	3	28.05	14.29	29.93	30.00	0.00	885	5.40
OTTER	Trapping		0	0	0	0	0	n/a	n/a	n/a	n/a	n/a	0.00	0.00	0.00	0.00	0.00	n/a	n/a
SHEEP	General Season		2	0	2	0	0	20	0	20	0	0	9.09	0.00	9.09	0.00	0.00	130	5.91
WOLF	Hunting/Trapping		n/a	n/a	n/a	n/a	n/a	n/a	n/a	n/a	n/a	n/a	n/a	n/a	n/a	n/a	n/a	n/a	n/a
WOLVERINE	Hunting/Trapping		n/a	n/a	n/a	n/a	n/a	n/a	n/a	n/a	n/a	n/a	n/a	n/a	n/a	n/a	n/a	n/a	n/a
Unit/Subunit 25D																			
BEAVER	Trapping		n/a	n/a	n/a	n/a	n/a	n/a	n/a	n/a	n/a	n/a	n/a	n/a	n/a	n/a	n/a	n/a	n/a
BLACK BEAR	General Season		1	0	1	0	0	n/a	n/a	n/a	n/a	n/a	n/a	0.00	n/a	0.00	0.00	n/a	n/a
BROWN BEAR	General Season		1	0	0	1	0	n/a	n/a	n/a	n/a	n/a	n/a	0.00	0.00	n/a	0.00	n/a	n/a
CARIBOU	General Season		0	0	0	0	0	n/a	n/a	n/a	n/a	n/a	0.00	0.00	0.00	0.00	0.00	n/a	n/a
FOX	Hunting/Trapping		n/a	n/a	n/a	n/a	n/a	n/a	n/a	n/a	n/a	n/a	n/a	n/a	n/a	n/a	n/a	n/a	n/a
LYNX	Hunting/Trapping		n/a	n/a	n/a	n/a	n/a	n/a	n/a	n/a	n/a	n/a	n/a	n/a	n/a	n/a	n/a	n/a	n/a
MARTEN	Trapping		n/a	n/a	n/a	n/a	n/a	n/a	n/a	n/a	n/a	n/a	n/a	n/a	n/a	n/a	n/a	n/a	n/a
MINK	Trapping		n/a	n/a	n/a	n/a	n/a	n/a	n/a	n/a	n/a	n/a	n/a	n/a	n/a	n/a	n/a	n/a	n/a
MOOSE	General Season		29	17	11	1	0	62	31	31	0	0	31.87	35.42	26.19	100.00	0.00	525	5.77
MOOSE	Federal	0925	8	8	0	0	0	6	6	0	0	0	57.14	57.14	0.00	0.00	0.00	148	10.57
MOOSE	Tier II	0994T	6	5	1	0	0	13	9	4	0	0	31.58	35.71	20.00	0.00	0.00	106	5.58
MOOSE	**TOTAL SUBUNIT**		43	30	12	1	0	81	46	35	0	0							
OTTER	Trapping		n/a	n/a	n/a	n/a	n/a	n/a	n/a	n/a	n/a	n/a	n/a	n/a	n/a	n/a	n/a	n/a	n/a
SHEEP	General Season		0	0	0	0	0	1	0	1	0	0	0.00	0.00	0.00	0.00	0.00	7	7.00
WOLF	Hunting/Trapping		n/a	n/a	n/a	n/a	n/a	n/a	n/a	n/a	n/a	n/a	n/a	n/a	n/a	n/a	n/a	n/a	n/a
WOLVERINE	Hunting/Trapping		n/a	n/a	n/a	n/a	n/a	n/a	n/a	n/a	n/a	n/a	n/a	n/a	n/a	n/a	n/a	n/a	n/a
Unit/Subunit 25Z																			
MOOSE	General Season		1	0	1	0	0	17	3	11	3	0	5.56	0.00	8.33	0.00	0.00	144	8.00
MOOSE	Federal	0925	0	0	0	0	0	3	3	0	0	0	0.00	0.00	0.00	0.00	0.00	18	6.00
MOOSE	**TOTAL SUBUNIT**		1	0	1	0	0	20	6	11	3	0							
SHEEP	General Season		1	0	0	1	0	6	0	4	2	0	14.29	0.00	0.00	33.33	0.00	44	6.29

1991-92 HUNTER INFORMATION BY UNIT/SUBUNIT: UNIT 25

SPECIES	TYPE	HUNT TOTAL	SUCCESSFUL HUNTERS UNIT RES	SUCCESSFUL HUNTERS OTHER STATE RES	SUCCESSFUL HUNTERS NON-RES	SUCCESSFUL HUNTERS UNKN. RES	UNSUCCESSFUL HUNTERS TOTAL	UNSUCCESSFUL HUNTERS UNIT RES	UNSUCCESSFUL HUNTERS OTHER STATE RES	UNSUCCESSFUL HUNTERS NON-RES	UNSUCCESSFUL HUNTERS UNKN. RES
UNIT 25 TOTALS FOR SPECIES AND HUNT TYPE											
BEAVER	Trapping	n/a	n/a	n/a	n/a	n/a	n/a	n/a	n/a	n/a	n/a
BLACK BEAR	General Season	5	n/a	5	n/a	n/a	n/a	n/a	n/a	n/a	n/a
BROWN BEAR	Drawing	8	0	0	8	0	1	0	0	1	0
BROWN BEAR	General Season	8	1	4	3	n/a	n/a	n/a	n/a	n/a	n/a
CARIBOU	Drawing	0	0	0	0	0	9	0	9	0	0
CARIBOU	General Season	7	n/a	6	1	n/a	42	n/a	40	2	n/a
COYOTE	Hunting/Trapping	n/a	n/a	n/a	n/a	n/a	n/a	n/a	n/a	n/a	n/a
FOX	Hunting/Trapping	n/a	n/a	n/a	n/a	n/a	n/a	n/a	n/a	n/a	n/a
LYNX	Hunting/Trapping	n/a	n/a	n/a	n/a	n/a	n/a	n/a	n/a	n/a	n/a
MARTEN	Trapping	n/a	n/a	n/a	n/a	n/a	n/a	n/a	n/a	n/a	n/a
MINK	Trapping	n/a	n/a	n/a	n/a	n/a	n/a	n/a	n/a	n/a	n/a
MOOSE	Federal	8	8	0	0	0	9	9	0	0	0
MOOSE	General Season	155	32	91	30	2	270	58	182	27	3
MOOSE	Tier II	6	5	1	0	0	13	9	4	0	0
OTTER	Trapping	n/a	n/a	n/a	n/a	n/a	n/a	n/a	n/a	n/a	n/a
SHEEP	Federal	0	0	0	0	0	0	0	0	0	0
SHEEP	General Season	61	1	21	37	2	67	1	54	12	0
SHEEP	Registration	0	0	0	0	0	0	0	0	0	0
WOLF	Hunting/Trapping	n/a	n/a	n/a	n/a	n/a	n/a	n/a	n/a	n/a	n/a
WOLVERINE	Hunting/Trapping	n/a	n/a	n/a	n/a	n/a	n/a	n/a	n/a	n/a	n/a
UNIT 25 TOTALS											
BEAVER	**TOTAL UNIT**	n/a	n/a	n/a	n/a	n/a	n/a	n/a	n/a	n/a	n/a
BLACK BEAR	**TOTAL UNIT**	5	n/a	5	n/a	n/a	n/a	n/a	n/a	n/a	n/a
BROWN BEAR	**TOTAL UNIT**	16	1	4	11	n/a	1	n/a	n/a	1	n/a
CARIBOU	**TOTAL UNIT**	7	0	6	1	0	51	0	49	2	0
COYOTE	**TOTAL UNIT**	n/a	n/a	n/a	n/a	n/a	n/a	n/a	n/a	n/a	n/a
FOX	**TOTAL UNIT**	n/a	n/a	n/a	n/a	n/a	n/a	n/a	n/a	n/a	n/a
LYNX	**TOTAL UNIT**	n/a	n/a	n/a	n/a	n/a	n/a	n/a	n/a	n/a	n/a
MARTEN	**TOTAL UNIT**	n/a	n/a	n/a	n/a	n/a	n/a	n/a	n/a	n/a	n/a
MINK	**TOTAL UNIT**	n/a	n/a	n/a	n/a	n/a	n/a	n/a	n/a	n/a	n/a
MOOSE	**TOTAL UNIT**	169	45	92	30	2	292	76	186	27	3
OTTER	**TOTAL UNIT**	n/a	n/a	n/a	n/a	n/a	n/a	n/a	n/a	n/a	n/a
SHEEP	**TOTAL UNIT**	61	1	21	37	2	67	1	54	12	0
WOLF	**TOTAL UNIT**	n/a	n/a	n/a	n/a	n/a	n/a	n/a	n/a	n/a	n/a
WOLVERINE	**TOTAL UNIT**	n/a	n/a	n/a	n/a	n/a	n/a	n/a	n/a	n/a	n/a

1991-92 HUNTER INFORMATION BY UNIT/SUBUNIT: UNIT 26

SPECIES	TYPE	HUNT	SUCCESSFUL HUNTERS TOTAL	UNIT RES	OTHER STATE RES	NON-RES	UNKN. RES	UNSUCCESSFUL HUNTERS TOTAL	UNIT RES	OTHER STATE RES	NON-RES	UNKN. RES	PERCENT SUCCESSFUL TOTAL	UNIT RES	OTHER STATE RES	NON-RES	UNKN. RES	TOTAL DAYS	AVG. EFFORT
Unit/Subunit 26A																			
BLACK BEAR	General Season		0	0	0	0	0	n/a	n/a	n/a	n/a	n/a	0.00	0.00	0.00	0.00	0.00	n/a	n/a
BROWN BEAR	General Season		16	2	14	0	0	n/a	n/a	n/a	n/a	n/a	n/a	n/a	n/a	0.00	0.00	n/a	n/a
BROWN BEAR	Drawing	0286	8	0	0	8	0	0	0	0	0	0	100.00	0.00	0.00	100.00	0.00	53	6.63
BROWN BEAR	Drawing	0287	8	0	0	8	0	1	0	0	1	0	88.89	0.00	0.00	88.89	0.00	32	3.56
BROWN BEAR	Drawing	0295	1	0	0	1	0	0	0	0	0	0	100.00	0.00	0.00	100.00	0.00	8	8.00
BROWN BEAR	Drawing	0296	1	0	0	1	0	0	0	0	0	0	100.00	0.00	0.00	100.00	0.00	10	10.00
BROWN BEAR	**TOTAL SUBUNIT**		34	2	14	18	0	1	0	0	1	0							
CARIBOU	General Season		79	n/a	39	40	0	14	n/a	11	2	1	84.95	n/a	78.00	95.24	0.00	439	4.72
COYOTE	Hunting/Trapping		n/a	n/a	n/a	n/a	n/a	n/a	n/a	n/a	n/a	n/a	n/a	n/a	n/a	n/a	n/a	n/a	n/a
FOX	Hunting/Trapping		n/a	n/a	n/a	n/a	n/a	n/a	n/a	n/a	n/a	n/a	n/a	n/a	n/a	n/a	n/a	n/a	n/a
LYNX	Hunting/Trapping		0	0	0	0	0	n/a	n/a	n/a	n/a	n/a	0.00	0.00	0.00	0.00	0.00	n/a	n/a
MARTEN	Trapping		n/a	n/a	n/a	n/a	n/a	n/a	n/a	n/a	n/a	n/a	n/a	n/a	n/a	n/a	n/a	n/a	n/a
MINK	Trapping		n/a	n/a	n/a	n/a	n/a	n/a	n/a	n/a	n/a	n/a	n/a	n/a	n/a	n/a	n/a	n/a	n/a
MOOSE	General Season		67	9	28	29	1	35	3	24	8	0	65.69	75.00	53.85	78.38	100.00	583	5.72
OTTER	Trapping		0	0	0	0	0	n/a	n/a	n/a	n/a	n/a	0.00	0.00	0.00	0.00	0.00	n/a	n/a
SHEEP	General Season		21	0	5	16	0	11	0	11	0	0	65.63	0.00	31.25	100.00	0.00	181	5.66
WOLF	Hunting/Trapping		8	5	3	0	0	n/a	n/a	n/a	n/a	n/a	n/a	n/a	n/a	0.00	0.00	n/a	n/a
WOLVERINE	Hunting/Trapping		2	1	0	1	0	n/a	n/a	n/a	n/a	n/a	n/a	n/a	0.00	n/a	0.00	n/a	n/a
Unit/Subunit 26B																			
BLACK BEAR	General Season		0	0	0	0	0	n/a	n/a	n/a	n/a	n/a	0.00	0.00	0.00	0.00	0.00	n/a	n/a
BROWN BEAR	General Season		10	n/a	n/a	n/a	10	n/a	n/a	n/a	n/a	n/a	n/a	n/a	n/a	n/a	n/a	n/a	n/a
BROWN BEAR	Drawing	0288	4	0	0	4	0	0	0	0	0	0	100.00	0.00	0.00	100.00	0.00	12	3.00
BROWN BEAR	Drawing	0297	3	0	0	3	0	0	0	0	0	0	100.00	0.00	0.00	100.00	0.00	12	4.00
BROWN BEAR	**TOTAL SUBUNIT**		17	0	0	7	10	0	0	0	0	0							
CARIBOU	General Season		n/a	n/a	n/a	n/a	n/a	n/a	n/a	n/a	n/a	n/a	n/a	n/a	n/a	n/a	n/a	n/a	n/a
COYOTE	Hunting/Trapping		n/a	n/a	n/a	n/a	n/a	n/a	n/a	n/a	n/a	n/a	n/a	n/a	n/a	n/a	n/a	n/a	n/a
FOX	Hunting/Trapping		n/a	n/a	n/a	n/a	n/a	n/a	n/a	n/a	n/a	n/a	n/a	n/a	n/a	n/a	n/a	n/a	n/a
LYNX	Hunting/Trapping		0	0	0	0	0	n/a	n/a	n/a	n/a	n/a	0.00	0.00	0.00	0.00	0.00	n/a	n/a
MARTEN	Trapping		n/a	n/a	n/a	n/a	n/a	n/a	n/a	n/a	n/a	n/a	n/a	n/a	n/a	n/a	n/a	n/a	n/a
MINK	Trapping		n/a	n/a	n/a	n/a	n/a	n/a	n/a	n/a	n/a	n/a	n/a	n/a	n/a	n/a	n/a	n/a	n/a
MOOSE	General Season		28	0	9	16	3	21	1	11	7	2	57.14	0.00	45.00	69.57	60.00	302	6.16
MUSKOX	Registration	1010T	0	0	0	0	0	0	0	0	0	0	0.00	0.00	0.00	0.00	0.00	0	n/a
OTTER	Trapping		0	0	0	0	0	n/a	n/a	n/a	n/a	n/a	0.00	0.00	0.00	0.00	0.00	n/a	n/a
SHEEP	General Season		97	0	66	29	2	110	0	100	9	1	46.86	0.00	39.76	76.32	66.67	1088	5.26
WOLF	Hunting/Trapping		n/a	n/a	n/a	n/a	n/a	n/a	n/a	n/a	n/a	n/a	n/a	n/a	n/a	n/a	n/a	n/a	n/a
WOLVERINE	Hunting/Trapping		n/a	n/a	n/a	n/a	n/a	n/a	n/a	n/a	n/a	n/a	n/a	n/a	n/a	n/a	n/a	n/a	n/a

1991-92 HUNTER INFORMATION BY UNIT/SUBUNIT: UNIT 26

SPECIES	TYPE	HUNT	SUCCESSFUL HUNTERS TOTAL	UNIT RES	OTHER STATE RES	NON-RES	UNKN. RES	UNSUCCESSFUL HUNTERS TOTAL	UNIT RES	OTHER STATE RES	NON-RES	UNKN. RES	PERCENT SUCCESSFUL TOTAL	UNIT RES	OTHER STATE RES	NON-RES	UNKN. RES	TOTAL DAYS	AVG. EFFORT
Unit/Subunit 26C																			
BLACK BEAR	General Season		0	0	0	0	0	n/a	n/a	n/a	n/a	n/a	0.00	0.00	0.00	0.00	0.00	n/a	n/a
BROWN BEAR	General Season		5	0	0	0	5	n/a	n/a	n/a	n/a	n/a	n/a	0.00	0.00	0.00	n/a	n/a	n/a
BROWN BEAR	Drawing	0280	0	0	0	0	0	0	0	0	0	0	0.00	0.00	0.00	0.00	0.00	0	n/a
BROWN BEAR	Drawing	0289	0	0	0	0	0	2	0	0	2	0	0.00	0.00	0.00	0.00	0.00	13	6.50
BROWN BEAR	Drawing	0290	3	0	0	3	0	0	0	0	0	0	100.00	0.00	0.00	100.00	0.00	4	1.33
BROWN BEAR	**TOTAL SUBUNIT**		8	0	0	3	5	2	0	0	2	0							
CARIBOU	General Season		n/a	n/a	n/a	n/a	n/a	n/a	n/a	n/a	n/a	n/a	n/a	n/a	n/a	n/a	n/a	n/a	n/a
COYOTE	Hunting/Trapping		n/a	n/a	n/a	n/a	n/a	n/a	n/a	n/a	n/a	n/a	n/a	n/a	n/a	n/a	n/a	n/a	n/a
FOX	Hunting/Trapping		n/a	n/a	n/a	n/a	n/a	n/a	n/a	n/a	n/a	n/a	n/a	n/a	n/a	n/a	n/a	n/a	n/a
LYNX	Hunting/Trapping		0	0	0	0	0	n/a	n/a	n/a	n/a	n/a	0.00	0.00	0.00	0.00	0.00	n/a	n/a
MARTEN	Trapping		n/a	n/a	n/a	n/a	n/a	n/a	n/a	n/a	n/a	n/a	n/a	n/a	n/a	n/a	n/a	n/a	n/a
MINK	Trapping		n/a	n/a	n/a	n/a	n/a	n/a	n/a	n/a	n/a	n/a	n/a	n/a	n/a	n/a	n/a	n/a	n/a
MOOSE	General Season		6	1	2	3	0	5	0	2	3	0	54.55	100.00	50.00	50.00	0.00	84	7.64
MUSKOX	Tier II	1012T	2	2	0	0	0	0	0	0	0	0	100.00	100.00	0.00	0.00	0.00	4	2.00
MUSKOX	Tier II	1014T	2	2	0	0	0	0	0	0	0	0	100.00	100.00	0.00	0.00	0.00	4	2.00
MUSKOX	**TOTAL SUBUNIT**		4	4	0	0	0	0	0	0	0	0							
OTTER	Trapping		0	0	0	0	0	n/a	n/a	n/a	n/a	n/a	0.00	0.00	0.00	0.00	0.00	n/a	n/a
SHEEP	General Season		79	2	42	33	2	48	0	42	6	0	62.20	100.00	50.00	84.62	100.00	765	6.02
SHEEP	Registration	1195	2	2	0	0	0	0	0	0	0	0	100.00	100.00	0.00	0.00	0.00	n/a	n/a
SHEEP	**TOTAL SUBUNIT**		81	4	42	33	2	48	0	42	6	0							
WOLF	Hunting/Trapping		n/a	n/a	n/a	n/a	n/a	n/a	n/a	n/a	n/a	n/a	n/a	n/a	n/a	n/a	n/a	n/a	n/a
WOLVERINE	Hunting/Trapping		n/a	n/a	n/a	n/a	n/a	n/a	n/a	n/a	n/a	n/a	n/a	n/a	n/a	n/a	n/a	n/a	n/a
Unit/Subunit 26Z																			
MOOSE	General Season		0	0	0	0	0	4	0	4	0	0	0.00	0.00	0.00	0.00	0.00	24	6.00
SHEEP	General Season		4	0	4	0	0	6	0	5	1	0	40.00	0.00	44.44	0.00	0.00	39	3.90

1991-92 HUNTER INFORMATION BY UNIT/SUBUNIT: UNIT 26

SPECIES	TYPE	HUNT TOTAL	SUCCESSFUL HUNTERS				UNSUCCESSFUL HUNTERS				
			UNIT RES	OTHER STATE RES	NON-RES	UNKN. RES	TOTAL	UNIT RES	OTHER STATE RES	NON-RES	UNKN. RES
UNIT 26 TOTALS FOR SPECIES AND HUNT TYPE											
BLACK BEAR	General Season	n/a	n/a	n/a	n/a	n/a	n/a	n/a	n/a	n/a	n/a
BROWN BEAR	Drawing	28	0	0	28	0	3	0	0	3	0
BROWN BEAR	General Season	31	2	14	n/a	15	n/a	n/a	n/a	n/a	n/a
CARIBOU	General Season	79	n/a	39	40	n/a	14	n/a	11	2	1
COYOTE	Hunting/Trapping	n/a	n/a	n/a	n/a	n/a	n/a	n/a	n/a	n/a	n/a
FOX	Hunting/Trapping	n/a	n/a	n/a	n/a	n/a	n/a	n/a	n/a	n/a	n/a
LYNX	Hunting/Trapping	n/a	n/a	n/a	n/a	n/a	n/a	n/a	n/a	n/a	n/a
MARTEN	Trapping	n/a	n/a	n/a	n/a	n/a	n/a	n/a	n/a	n/a	n/a
MINK	Trapping	n/a	n/a	n/a	n/a	n/a	n/a	n/a	n/a	n/a	n/a
MOOSE	General Season	101	10	39	48	4	65	4	41	18	2
MUSKOX	Registration	0	0	0	0	0	0	0	0	0	0
MUSKOX	Tier II	4	4	0	0	0	0	0	0	0	0
OTTER	Trapping	n/a	n/a	n/a	n/a	n/a	n/a	n/a	n/a	n/a	n/a
SHEEP	General Season	201	2	117	78	4	175	0	158	16	1
SHEEP	Registration	2	2	0	0	0	0	0	0	0	0
WOLF	Hunting/Trapping	8	5	3	n/a	n/a	n/a	n/a	n/a	n/a	n/a
WOLVERINE	Hunting/Trapping	2	1	n/a	1	n/a	n/a	n/a	n/a	n/a	n/a
UNIT 26 TOTALS											
BLACK BEAR	**TOTAL UNIT**	n/a	n/a	n/a	n/a	n/a	n/a	n/a	n/a	n/a	n/a
BROWN BEAR	**TOTAL UNIT**	59	2	14	28	15	3	n/a	n/a	3	n/a
CARIBOU	**TOTAL UNIT**	79	n/a	39	40	n/a	14	n/a	11	2	1
COYOTE	**TOTAL UNIT**	n/a	n/a	n/a	n/a	n/a	n/a	n/a	n/a	n/a	n/a
FOX	**TOTAL UNIT**	n/a	n/a	n/a	n/a	n/a	n/a	n/a	n/a	n/a	n/a
LYNX	**TOTAL UNIT**	n/a	n/a	n/a	n/a	n/a	n/a	n/a	n/a	n/a	n/a
MARTEN	**TOTAL UNIT**	n/a	n/a	n/a	n/a	n/a	n/a	n/a	n/a	n/a	n/a
MINK	**TOTAL UNIT**	n/a	n/a	n/a	n/a	n/a	n/a	n/a	n/a	n/a	n/a
MOOSE	**TOTAL UNIT**	101	10	39	48	4	65	4	41	18	2
MUSKOX	**TOTAL UNIT**	4	4	0	0	0	0	0	0	0	0
OTTER	**TOTAL UNIT**	n/a	n/a	n/a	n/a	n/a	n/a	n/a	n/a	n/a	n/a
SHEEP	**TOTAL UNIT**	203	4	117	78	4	175	0	158	16	1

1991-92 HUNTER INFORMATION BY UNIT/SUBUNIT: UNIT 27 (UNKNOWNS)

			SUCCESSFUL HUNTERS					UNSUCCESSFUL HUNTERS					PERCENT SUCCESSFUL						
SPECIES	TYPE	HUNT	TOTAL	UNIT RES	OTHER STATE RES	NON-RES	UNKN. RES	TOTAL	UNIT RES	OTHER STATE RES	NON-RES	UNKN. RES	TOTAL	UNIT RES	OTHER STATE RES	NON-RES	UNKN. RES	TOTAL DAYS	AVG. EFFORT
Unit/Subunit 27Z																			
CARIBOU	Registration	0560	2	0	2	0	0	0	0	0	0	0	100.00	0.00	100.00	0.00	0.00	1	0.50
CARIBOU	Tier II	0566T	1	0	1	0	0	0	0	0	0	0	100.00	0.00	100.00	0.00	0.00	3	3.00
MOOSE	General Season		35	0	29	5	1	294	0	264	26	4	10.64	0.00	9.90	16.13	20.00	1093	3.32
SHEEP	General Season		2	0	0	2	0	26	0	21	5	0	7.14	0.00	0.00	28.57	0.00	84	3.00

1991-92 HUNTER INFORMATION BY UNIT/SUBUNIT: UNIT 27 (UNKNOWNS)

SPECIES	TYPE	HUNT TOTAL	SUCCESSFUL HUNTERS					UNSUCCESSFUL HUNTERS				
			UNIT RES	OTHER STATE RES	NON-RES	UNKN. RES	TOTAL	UNIT RES	OTHER STATE RES	NON-RES	UNKN. RES
UNIT 27 TOTALS FOR SPECIES AND HUNT TYPE											
CARIBOU	Registration	2	0	2	0	0	0	0	0	0	0
CARIBOU	Tier II	1	0	1	0	0	0	0	0	0	0
MOOSE	General Season	35	0	29	5	1	294	0	264	26	4
SHEEP	General Season	2	0	0	2	0	26	0	21	5	0
UNIT 27 TOTALS											
CARIBOU	**TOTAL UNIT**	3	0	3	0	0	0	0	0	0	0
MOOSE	**TOTAL UNIT**	35	0	29	5	1	294	0	264	26	4
SHEEP	**TOTAL UNIT**	2	0	0	2	0	26	0	21	5	0

1991-92 HUNTER INFORMATION BY UNIT/SUBUNIT: STATEWIDE

SPECIES	TYPE	HUNT TOTAL	SUCCESSFUL HUNTERS				UNSUCCESSFUL HUNTERS				
			UNIT RES	OTHER STATE RES	NON-RES	UNKN. RES	TOTAL	UNIT RES	TOTAL STATE RES	NON-RES	UNKN. RES
STATEWIDE TOTALS FOR SPECIES AND HUNT TYPE											
BEAVER	Trapping	38	29	9	n/a	n/a	n/a	n/a	n/a	n/a	n/a
BISON	Drawing	129	5	122	2	0	34	4	28	2	0
BLACK BEAR	General Season	1698	586	679	427	6	n/a	n/a	n/a	n/a	n/a
BROWN BEAR	Drawing	116	10	50	56	0	160	17	118	25	0
BROWN BEAR	General Season	1036	100	267	648	21	n/a	n/a	n/a	n/a	n/a
BROWN BEAR	Registration	256	44	47	160	5	573	219	206	147	1
CARIBOU	Drawing	116	60	52	3	1	99	35	64	0	0
CARIBOU	Federal	752	670	69	0	13	985	810	153	0	22
CARIBOU	General Season	364	56	233	74	1	513	119	360	28	6
CARIBOU	Registration	799	288	493	12	6	1885	749	978	0	158
CARIBOU	Tier II	1974	276	1698	0	0	484	165	319	0	0
COYOTE	Hunting/Trapping	2	2	n/a	n/a	n/a	n/a	n/a	n/a	n/a	n/a
DEER	General Season	8195	4002	3886	307	0	4700	2383	2176	141	0
DEER	Registration	214	204	9	1	0	388	381	7	0	0
ELK	Drawing	28	9	19	0	0	76	20	54	1	1
ELK	Registration	73	48	21	4	0	378	197	155	26	0
FOX	Hunting/Trapping	n/a	n/a	n/a	n/a	n/a	n/a	n/a	n/a	n/a	n/a
LYNX	Hunting/Trapping	7	7	n/a	n/a	n/a	n/a	n/a	n/a	n/a	n/a
MARTEN	Trapping	709	309	400	n/a	n/a	n/a	n/a	n/a	n/a	n/a
MINK	Trapping	n/a	n/a	n/a	n/a	n/a	n/a	n/a	n/a	n/a	n/a
MOOSE	Drawing	332	255	72	5	0	227	172	50	3	2
MOOSE	Federal	111	107	4	0	0	441	411	24	0	6
MOOSE	General Season	6223	2898	2374	803	148	16945	9742	6049	869	285
MOOSE	Registration	245	158	55	4	28	1420	895	276	8	241
MOOSE	Tier II	93	59	34	0	0	113	81	32	0	0
MT. GOAT	Drawing	102	37	60	5	0	153	39	112	2	0
MT. GOAT	Federal	1	0	1	0	0	3	1	2	0	0
MT. GOAT	Registration	291	137	101	52	1	726	411	289	23	3
MT. GOAT	Tier II	13	8	5	0	0	29	15	14	0	0
MUSKOX	Drawing	45	0	42	3	0	7	0	7	0	0
MUSKOX	Registration	64	58	6	0	0	0	0	0	0	0
MUSKOX	Tier II	4	4	0	0	0	0	0	0	0	0
OTTER	Trapping	58	42	16	n/a	n/a	1	n/a	1	n/a	n/a
SHEEP	Drawing	192	105	81	6	0	311	205	97	8	1
SHEEP	Federal	0	0	0	0	0	0	0	0	0	0
SHEEP	General Season	1241	138	631	441	31	1920	435	1296	157	32
SHEEP	Registration	2	2	0	0	0	0	0	0	0	0
SHEEP	Subsistence	13	13	0	0	0	27	26	1	0	0
WOLF	Hunting/Trapping	99	62	23	14	n/a	n/a	n/a	n/a	n/a	n/a
WOLVERINE	Hunting/Trapping	19	17	n/a	1	1	n/a	n/a	n/a	n/a	n/a

1991-92 HUNTER INFORMATION BY UNIT/SUBUNIT: STATEWIDE

SPECIES	TYPE	HUNT TOTAL	SUCCESSFUL HUNTERS				UNSUCCESSFUL HUNTERS				
			UNIT RES	OTHER STATE RES	NON-RES	UNKN. RES	TOTAL	UNIT RES	TOTAL STATE RES	NON-RES	UNKN. RES
STATEWIDE TOTALS FOR SPECIES											
BEAVER	**TOTAL STATEWIDE**	38	29	9	n/a	n/a	n/a	n/a	n/a	n/a	n/a
BISON	**TOTAL STATEWIDE**	129	5	122	2	0	34	4	28	2	0
BLACK BEAR	**TOTAL STATEWIDE**	1698	586	679	427	6	n/a	n/a	n/a	n/a	n/a
BROWN BEAR	**TOTAL STATEWIDE**	1408	154	364	864	26	733	236	324	172	1
CARIBOU	**TOTAL STATEWIDE**	4005	1350	2545	89	21	3966	1878	1874	28	186
COYOTE	**TOTAL STATEWIDE**	2	2	n/a	n/a	n/a	n/a	n/a	n/a	n/a	n/a
DEER	**TOTAL STATEWIDE**	8409	4206	3895	308	0	5088	2764	2183	141	0
ELK	**TOTAL STATEWIDE**	101	57	40	4	0	454	217	209	27	1
FOX	**TOTAL STATEWIDE**	n/a	n/a	n/a	n/a	n/a	n/a	n/a	n/a	n/a	n/a
LYNX	**TOTAL STATEWIDE**	7	7	n/a	n/a	n/a	n/a	n/a	n/a	n/a	n/a
MARTEN	**TOTAL STATEWIDE**	709	309	400	n/a	n/a	n/a	n/a	n/a	n/a	n/a
MINK	**TOTAL STATEWIDE**	n/a	n/a	n/a	n/a	n/a	n/a	n/a	n/a	n/a	n/a
MOOSE	**TOTAL STATEWIDE**	7004	3477	2539	812	176	19146	11301	6431	880	534
MT. GOAT	**TOTAL STATEWIDE**	407	182	167	57	1	911	466	417	25	3
MUSKOX	**TOTAL STATEWIDE**	113	62	48	3	0	7	0	7	0	0
OTTER	**TOTAL STATEWIDE**	58	42	16	n/a	n/a	1	n/a	1	n/a	n/a
SHEEP	**TOTAL STATEWIDE**	1448	258	712	447	31	2258	666	1394	165	33
WOLF	**TOTAL STATEWIDE**	99	62	23	14	n/a	n/a	n/a	n/a	n/a	n/a
WOLVERINE	**TOTAL STATEWIDE**	19	17	n/a	1	1	n/a	n/a	n/a	n/a	n/a



1991-92 SPECIAL SUBSISTENCE HUNTS, HARVEST INFORMATION

GMU	TYPE	HUNT	TOTAL HARVEST	SEX			DLP	UNREPORTED ILLEGAL	AVERAGE HORN LGTH./ ANTLER WIDTH	COMMENTS
				MALE	FEMALE	UNKNOWN				
CARIBOU										
09E	Federal	0509	0	0	0	0		0	n/a	
11	Federal	0511	22	22	0	0		0	n/a	
12	Federal	0511	1	1	0	0		0	n/a	
12	Federal	0512	27	22	3	2		0	n/a	
12	Federal	0513	1	1	0	0		72	n/a	
13A	Federal	0513	16	13	3	0		1	n/a	GMU data is preliminary only. See Nelchina Herd Summary for final harvest numbers.
13B	Federal	0513	576	435	130	11		43	n/a	GMU data is preliminary only. See Nelchina Herd Summary for final harvest numbers.
13C	Federal	0513	9	1	8	0		1	n/a	GMU data is preliminary only. See Nelchina Herd Summary for final harvest numbers.
13D	Federal	0513	0	0	0	0		0	n/a	GMU data is preliminary only. See Nelchina Herd Summary for final harvest numbers.
13E	Federal	0513	44	38	5	1		3	n/a	GMU data is preliminary only. See Nelchina Herd Summary for final harvest numbers.
13Z	Federal	0513	35	20	12	3		3	n/a	GMU data is preliminary only. See Nelchina Herd Summary for final harvest numbers.
18	Federal	0518	22	19	2	1		6	n/a	
20E	Federal	0520	4	3	1	0		0	n/a	
	TOTAL FEDERAL		757	575	164	18		129		
13A	Tier II	0566T	733	468	259	6		0	n/a	GMU data is preliminary only. See Nelchina Herd Summary for final harvest numbers.
13B	Tier II	0566T	496	433	61	2		0	n/a	GMU data is preliminary only. See Nelchina Herd Summary for final harvest numbers.
13C	Tier II	0566T	20	17	3	0		0	n/a	GMU data is preliminary only. See Nelchina Herd Summary for final harvest numbers.
13D	Tier II	0566T	47	20	27	0		0	n/a	GMU data is preliminary only. See Nelchina Herd Summary for final harvest numbers.
13E	Tier II	0566T	511	409	102	0		0	n/a	GMU data is preliminary only. See Nelchina Herd Summary for final harvest numbers.
13Z	Tier II	0566T	153	117	35	1		0	n/a	GMU data is preliminary only. See Nelchina Herd Summary for final harvest numbers.

1991-92 SPECIAL SUBSISTENCE HUNTS, HARVEST INFORMATION

GMU	TYPE	HUNT	TOTAL HARVEST	SEX			DLP	UNREPORTED ILLEGAL	AVERAGE HORN LGTH./ ANTLER WIDTH	COMMENTS
				MALE	FEMALE	UNKNOWN				
CARIBOU										
14A	Tier II	0566T	2	2	0	0		n/a	n/a	Subunit closed to Caribou hunting
14B	Tier II	0566T	11	10	1	0		1	n/a	
14Z	Tier II	0566T	0	0	0	0		0	n/a	See HUNTER DATA
27Z	Tier II	0566T	1	1	0	0		0	n/a	
	TOTAL TIER II		1974	1477	488	9		1		
	TOTAL STATEWIDE		2731	2052	652	27		130		
MOOSE										
13A	Federal	0913	3	3	0	0		0	33.33	
13B	Federal	0913	60	59	1	0		2	40.11	
13C	Federal	0913	4	4	0	0		0	39.50	
13D	Federal	0913	15	15	0	0		1	40.50	
13E	Federal	0913	15	15	0	0		1	38.38	
13Z	Federal	0913	5	5	0	0		0	37.00	
16B	Federal	0916	1	1	0	0		0	40.00	
20B	Federal	0920	0	0	0	0		0	n/a	
25D	Federal	0925	8	8	0	0		3	40.94	
25Z	Federal	0925	0	0	0	0		0	n/a	
	TOTAL FEDERAL		111	110	1	0		7		
15C	Tier II	0940T	0	0	0	0		0	n/a	
16B	Tier II	0979T	51	51	0	0		0	31.38	
20B	Tier II	0985T	36	36	0	0		0	39.98	
20D	Tier II	0987T	0	0	0	0		0	n/a	
25D	Tier II	0994T	6	6	0	0		0	35.50	
	TOTAL TIER II		93	93	0	0		0		
	TOTAL STATEWIDE		204	203	1	0		7		
MT. GOAT										
01B	Federal	0801	1	1	0	0		0	n/a	Verbal communication from USFS
06Z	Federal	0806	0	0	0	0		0	n/a	
	TOTAL FEDERAL		1	1	0	0		0		
07	Tier II	0852T	2	2	0	0		0	7.82	
15C	Tier II	0863T	5	5	0	0		0	8.10	
15C	Tier II	0864T	2	2	0	0		0	7.63	
15C	Tier II	0865T	4	4	0	0		0	9.10	
	TOTAL TIER II		13	13	0	0		0		
	TOTAL STATEWIDE		14	14	0	0		0		

1991-92 SPECIAL SUBSISTENCE HUNTS, HARVEST INFORMATION

GMU	TYPE	HUNT	TOTAL HARVEST	SEX			DLP	UNREPORTED ILLEGAL	AVERAGE HORN LGTH./ ANTLER WIDTH	COMMENTS
				MALE	FEMALE	UNKNOWN				
MUSKOX										
26C	Tier II	1012T	2	2	0	0				
26C	Tier II	1014T	2	2	0	0				
	TOTAL TIER II		4	4	0	0				
	TOTAL STATEWIDE		4	4	0	0				
SHEEP										
25A	Federal	1125	0	0	0	0			n/a	Hunt held, no effort.
	TOTAL FEDERAL		0	0	0	0				
23	Subsistence		1	1	0	0		0	33.00	The area where the majority of harvest occurs for this hunt (Baird Mt) was closed under emergency order this regulatory year. These harvest figures should not be compared to past years. Also there is low harvest reporting compliance.
24	Subsistence		23	20	3	0		0	n/a	Gates of the Arctic National Park special hunt
	TOTAL SUBSISTENCE		24	21	3	0		0		
	TOTAL STATEWIDE		24	21	3	0		0		

1991-92 SPECIAL SUBSISTENCE HUNTS, HUNTER INFORMATION

GMU	TYPE	HUNT	SUCCESSFUL HUNTERS TOTAL	UNIT RES	OTHER STATE RES	NON-RES	UNKN. RES	UNSUCCESSFUL HUNTERS TOTAL	UNIT RES	OTHER STATE RES	NON-RES	UNKN. RES	PERCENT SUCCESSFUL TOTAL	UNIT RES	OTHER STATE RES	NON-RES	UNKN. RES	TOTAL DAYS	AVG. EFFORT
CARIBOU																			
09E	Federal	0509	0	0	0	0	0	1	1	0	0	0	0.00	0.00	0.00	0.00	0.00	5	5.00
11	Federal	0511	22	0	22	0	0	100	0	100	0	0	18.03	0.00	18.03	0.00	0.00	1027	8.42
12	Federal	0511	1	0	1	0	0	0	0	0	0	0	100.00	0.00	100.00	0.00	0.00	2	2.00
12	Federal	0512	27	27	0	0	0	40	40	0	0	0	40.30	40.30	0.00	0.00	0.00	237	3.54
12	Federal	0513	1	0	1	0	0	0	0	0	0	0	100.00	0.00	100.00	0.00	0.00	1	1.00
13A	Federal	0513	16	16	0	0	0	5	5	0	0	0	76.19	76.19	0.00	0.00	0.00	134	6.38
13B	Federal	0513	573	526	34	0	13	85	78	6	0	1	87.08	87.09	85.00	0.00	92.86	3309	5.03
13C	Federal	0513	9	9	0	0	0	7	7	0	0	0	56.25	56.25	0.00	0.00	0.00	89	5.56
13D	Federal	0513	0	0	0	0	0	1	1	0	0	0	0.00	0.00	0.00	0.00	0.00	3	3.00
13E	Federal	0513	44	40	4	0	0	26	26	0	0	0	62.86	60.61	100.00	0.00	0.00	461	6.59
13Z	Federal	0513	35	32	3	0	0	707	646	40	0	21	4.72	4.72	6.98	0.00	0.00	6962	9.38
18	Federal	0518	20	20	0	0	0	3	3	0	0	0	86.96	86.96	0.00	0.00	0.00	52	2.26
20E	Federal	0520	4	0	4	0	0	10	3	7	0	0	28.57	0.00	36.36	0.00	0.00	36	2.57
	TOTAL FEDERAL		752	670	69	0	13	985	810	153	0	22							
13A	Tier II	0566T	733	101	632	0	0	174	32	142	0	0	80.82	75.94	81.65	0.00	0.00	3975	4.38
13B	Tier II	0566T	496	88	408	0	0	106	38	68	0	0	82.39	69.84	85.71	0.00	0.00	2381	3.96
13C	Tier II	0566T	20	7	13	0	0	21	17	4	0	0	48.78	29.17	76.47	0.00	0.00	330	8.05
13D	Tier II	0566T	47	5	42	0	0	5	1	4	0	0	90.38	83.33	91.30	0.00	0.00	219	4.21
13E	Tier II	0566T	511	34	477	0	0	59	14	45	0	0	89.65	70.83	91.38	0.00	0.00	1946	3.41
13Z	Tier II	0566T	153	28	125	0	0	110	54	56	0	0	58.17	34.15	69.06	0.00	0.00	1462	5.56
14A	Tier II	0566T	2	2	0	0	0	2	2	0	0	0	50.00	50.00	0.00	0.00	0.00	15	3.75
14B	Tier II	0566T	11	11	0	0	0	6	6	0	0	0	64.71	64.71	0.00	0.00	0.00	58	3.41
14Z	Tier II	0566T	0	0	0	0	0	1	1	0	0	0	0.00	0.00	0.00	0.00	0.00	0	0.00
27Z	Tier II	0566T	1	0	1	0	0	0	0	0	0	0	100.00	0.00	100.00	0.00	0.00	3	3.00
	TOTAL TIER II		1974	276	1698	0	0	484	165	319	0	0							
	TOTAL STATEWIDE		2726	946	1767	0	13	1469	975	472	0	22							
MOOSE																			
13A	Federal	0913	3	3	0	0	0	1	0	1	0	0	75.00	100.00	0.00	0.00	0.00	3	0.75
13B	Federal	0913	60	57	3	0	0	61	58	1	0	2	49.59	49.57	75.00	0.00	0.00	730	6.03
13C	Federal	0913	4	4	0	0	0	1	1	0	0	0	80.00	80.00	0.00	0.00	0.00	24	4.80
13D	Federal	0913	15	15	0	0	0	7	7	0	0	0	68.18	68.18	0.00	0.00	0.00	159	7.23
13E	Federal	0913	15	15	0	0	0	7	6	1	0	0	68.18	71.43	0.00	0.00	0.00	159	7.23
13Z	Federal	0913	5	4	1	0	0	351	327	20	0	4	1.40	1.21	4.76	0.00	0.00	3196	8.98
16B	Federal	0916	1	1	0	0	0	3	2	1	0	0	25.00	33.33	0.00	0.00	0.00	11	2.75
20B	Federal	0920	0	0	0	0	0	1	1	0	0	0	0.00	0.00	0.00	0.00	0.00	5	5.00
25D	Federal	0925	8	8	0	0	0	6	6	0	0	0	57.14	57.14	0.00	0.00	0.00	148	10.57
25Z	Federal	0925	0	0	0	0	0	3	3	0	0	0	0.00	0.00	0.00	0.00	0.00	18	6.00
	TOTAL FEDERAL		111	107	4	0	0	441	411	24	0	6							
15C	Tier II	0940T	0	0	0	0	0	13	13	0	0	0	0.00	0.00	0.00	0.00	0.00	246	18.92

1991-92 SPECIAL SUBSISTENCE HUNTS, HUNTER INFORMATION

GMU	TYPE	HUNT	SUCCESSFUL HUNTERS TOTAL	SUCCESSFUL HUNTERS UNIT RES	SUCCESSFUL HUNTERS OTHER STATE RES	SUCCESSFUL HUNTERS NON-RES	SUCCESSFUL HUNTERS UNKN. RES	UNSUCCESSFUL HUNTERS TOTAL	UNSUCCESSFUL HUNTERS UNIT RES	UNSUCCESSFUL HUNTERS OTHER STATE RES	UNSUCCESSFUL HUNTERS NON-RES	UNSUCCESSFUL HUNTERS UNKN. RES	PERCENT SUCCESSFUL TOTAL	PERCENT SUCCESSFUL UNIT RES	PERCENT SUCCESSFUL OTHER STATE RES	PERCENT SUCCESSFUL NON-RES	PERCENT SUCCESSFUL UNKN. RES	TOTAL DAYS	AVG. EFFORT
MOOSE																			
16B	Tier II	0979T	51	20	31	0	0	34	16	18	0	0	60.00	55.56	63.27	0.00	0.00	281	3.31
20B	Tier II	0985T	36	34	2	0	0	48	43	5	0	0	42.86	44.16	28.57	0.00	0.00	431	5.13
20D	Tier II	0987T	0	0	0	0	0	5	0	5	0	0	0.00	0.00	0.00	0.00	0.00	38	7.60
25D	Tier II	0994T	6	5	1	0	0	13	9	4	0	0	31.58	35.71	20.00	0.00	0.00	106	5.58
	TOTAL TIER II		93	59	34	0	0	113	81	32	0	0							
	TOTAL STATEWIDE		204	166	38	0	0	554	492	56	0	6							
MT. GOAT																			
01B	Federal	0801	1	0	1	0	0	2	0	2	0	0	33.33	0.00	33.33	0.00	0.00	6	2.00
06Z	Federal	0806	0	0	0	0	0	1	1	0	0	0	0.00	0.00	0.00	0.00	0.00	1	1.00
	TOTAL FEDERAL		1	0	1	0	0	3	1	2	0	0							
07	Tier II	0852T	2	0	2	0	0	4	0	4	0	0	33.33	0.00	33.33	0.00	0.00	24	4.00
15C	Tier II	0863T	5	3	2	0	0	3	1	2	0	0	62.50	75.00	50.00	0.00	0.00	19	2.38
15C	Tier II	0864T	2	2	0	0	0	8	5	3	0	0	20.00	28.57	0.00	0.00	0.00	33	3.30
15C	Tier II	0865T	4	3	1	0	0	14	9	5	0	0	22.22	25.00	16.67	0.00	0.00	97	5.39
	TOTAL TIER II		13	8	5	0	0	29	15	14	0	0							
	TOTAL STATEWIDE		14	8	6	0	0	32	16	16	0	0							
MUSKOX																			
26C	Tier II	1012T	2	2	0	0	0	0	0	0	0	0	100.00	100.00	0.00	0.00	0.00	4	2.00
26C	Tier II	1014T	2	2	0	0	0	0	0	0	0	0	100.00	100.00	0.00	0.00	0.00	4	2.00
	TOTAL TIER II		4	4	0	0	0	0	0	0	0	0							
	TOTAL STATEWIDE		4	4	0	0	0	0	0	0	0	0							
SHEEP																			
25A	Federal	1125	0	0	0	0	0	0	0	0	0	0	0.00	0.00	0.00	0.00	0.00	0	n/a
	TOTAL FEDERAL		0	0	0	0	0	0	0	0	0	0							
23	Subsistence		1	1	0	0	0	5	4	1	n/a	n/a	16.67	20.00	0.00	0.00	0.00	n/a	n/a
24	Subsistence		12	12	0	n/a	0	22	22	0	n/a	0	35.29	35.29	0.00	n/a	0.00	n/a	n/a
	TOTAL SUBSISTENCE		13	13	0	0	0	27	26	1	0	0							
	TOTAL STATEWIDE		13	13	0	0	0	27	26	1	0	0							


S.E. Arthur

CARIBOU HUNT INFORMATION BY HERD BY YEAR

	GENERAL SEASONS			DRAWING PERMITS				REGISTRATION PERMITS						
YEAR	NO. OF HUNTERS	% SUCC.	TOTAL REPTD HARVEST	NO. OF PERMITS	NO. OF HUNTERS	% SUCC.	TOTAL REPTD HARVEST	NO. OF PERMITS	NO. OF HUNTERS	% SUCC.	TOTAL REPTD HARVEST	TOTAL HUNTERS	EST. HARVEST LOW	EST. HARVEST HIGH
ADAK														
88	0			0				352	249	59.04	147	249	147	147
89	0			0				446	309	58.25	212	309	212	212
90	0			0				377	267	83.00	201	300	201	201
91	0			0				403	284	47.89	198	284	198	198
ANDREAFSKY														
88	n/a	n/a	n/a	0				0				n/a	n/a	n/a
89	n/a	n/a	n/a	0				0				n/a	n/a	n/a
90	n/a	n/a	n/a	0				0				n/a	n/a	n/a
91	n/a	n/a	n/a	0				0				n/a	n/a	n/a
BEAVER MOUNTAINS														
88	10	30.00	3	0				0				10	3	3
89	22	54.55	12	0				0				22	12	12
90	6	66.66	4					0				6	4	4
91	22	59.09	13	0				0				22	13	13
BIG RIVER														
88	78	64.10	50	0				0				78	50	50
89	79	62.03	49	0				0				79	49	49
90	61	85.24	52	0				0				61	52	52
91	85	74.11	63	0				0				85	63	63
CENTRAL ARCTIC														
88	255	n/a	186	0				0				255	286	386
89	223	n/a	141	0				0				223	141	141
90	173	n/a	112	0				0				173	112	112
91	618	56.63	408	0				0				618	408	408
CHISANA														
88	58	84.48	49	0				0				58	64	n/a
89	38	89.47	34	0				0				38	49	n/a
90	43	67.00	29	0				0				43	39	47
91	0			0				0				0	0	0

HERD COMMENTS	88	89	90	91
ADAK	REGISTRATION HUNT WAS SUBSISTENCE ONLY			MULTIPLE BAG LIMIT
ANDREAFSKY	HARVEST UNKNOWN, PROBABLY LOW	HARVEST UNKNOWN, PROBABLY LOW	HARVEST UNKNOWN, PROBABLY LOW	HERD MAY BE NONEXISTENT
BEAVER MOUNTAINS			NO EST. OF UNREPORTED HARVEST INCLUDES KUSKOKWIM MTS. HARVEST.	INCLUDES KUSKOKWIM MTS HARVEST.
BIG RIVER		NO EST. OF UNREPORTED HARVEST	NO EST. OF UNREPORTED HARVEST.	
CENTRAL ARCTIC				MULTIPLE BAG LIMIT
CHISANA		15 CARIBOU HARVESTED IN CANADA		

CARIBOU HUNT INFORMATION BY HERD BY YEAR

YEAR	GENERAL SEASONS NO. OF HUNTERS	% SUCC.	TOTAL REPTD HARVEST	DRAWING PERMITS NO. OF PERMITS	NO. OF HUNTERS	% SUCC.	TOTAL REPTD HARVEST	REGISTRATION PERMITS NO. OF PERMITS	NO. OF HUNTERS	% SUCC.	TOTAL REPTD HARVEST	TOTAL HUNTERS	EST. HARVEST LOW	HIGH
DELTA														
88	440	59.32	261	200	144	79.17	114	0				584	467	467
89	571	62.52	357	200	156	75.00	117	0				727	684	684
90	418	46.00	193	350	93	100.00	93	150	72	100.00	72	583	358	456
91	416	49.04	204	200	147	66.67	98	0				563	402	452
DENALI														
88	0			0				0				0	0	0
89	0			0				0				0	0	0
90	0			0				0				0	0	0
91	0			0				0				0	0	0
FORTYMILE														
88	976	41.50	405	0				0				976	793	n/a
89	258	46.90	121	750	516	11.05	57	n/a	n/a	n/a	246	n/a	498	498
90	88	56.00	49	0				1478	1055	25.02	264	1143	313	345
91	424	23.58	100	0				1951	1553	22.22	345	1977	445	506
FOX RIVER														
88	0			0				0				0	0	0
89	0			0				0				0	0	0
90	0			0				0				0	0	0
91	0			0				0				0	0	0
GALENA MOUNTAIN														
88	6	100.00	6	0				0				6	6	6
89	5	20.00	1	0				0				5	1	1
90				0				0				0	0	0
91	n/a	n/a	n/a	0				0				n/a	n/a	n/a
KENAI LOWLANDS														
88	0			3	3	100.00	3	0				3	3	3
89	0			3	3	66.67	2	0				3	2	2
90	0			3	3	66.67	2	0				3	2	2
91	0			3	3	66.67	2	0				3	2	2

HERD COMMENTS	88	89	90	91
DELTA		SUCCESS RATES APPROXIMATE.	REG. HUNTS CLOSED BY EMERGENCY ORDER.	REGISTRATION HUNTS CLOSED BY EMERGENCY ORDER. INCLUDES YANERT HERD
DENALI	NO OPEN SEASON—NO KNOWN HARVEST	NO OPEN SEASON—NO KNOWN HARVEST	NO OPEN SEASON—NO KNOWN HARVEST	NO OPEN SEASON—NO KNOWN HARVEST
FORTYMILE		NO SUCCESS EST. FOR REG. HUNT (OVERLAP NELCHINA HERD).	REG. TOTALS INCL 2 ILL. KILLS	GENERAL SEASON & REGISTRATION HUNTS CLOSED EARLY
FOX RIVER	NO OPEN SEASON	NO OPEN SEASON	NO OPEN SEASON	NO OPEN SEASON
GALENA MOUNTAIN			INCLUDES KOKRINES HERD (PART).	INCLUDED IN KOKRINES HERD
KENAI LOWLANDS				

CARIBOU HUNT INFORMATION BY HERD BY YEAR

YEAR	GENERAL SEASONS NO. OF HUNTERS	% SUCC.	TOTAL REPTD HARVEST	DRAWING PERMITS NO. OF PERMITS	NO. OF HUNTERS	% SUCC.	TOTAL REPTD HARVEST	REGISTRATION PERMITS NO. OF PERMITS	NO. OF HUNTERS	% SUCC.	TOTAL REPTD HARVEST	TOTAL HUNTERS	EST. HARVEST LOW	EST. HARVEST HIGH
KENAI MOUNTAINS														
88	0			150	80	31.25	25	0				80	25	25
89	0			150	62	22.58	14	0				62	14	14
90	0			50	30	23.33	7	0				30	7	7
91	0			100	53	30.19	16	0				53	16	16
KILBUCK MOUNTAINS														
88				0				0					33	33
89	1	100.00	1	0				n/a	n/a	n/a	42	n/a	43	43
90				0				0				0	6	6
91				0				74	23	86.96	22	23	22	28
KILLEY RIVER														
88	0			0				0				n/a	n/a	n/a
89	0			0				0				n/a	n/a	n/a
90	0			0				0				n/a	n/a	n/a
91	0			0				0				0	0	0
KOKRINES														
91	33	9.10	3	0				0				33	3	13
KUSKOKWIM MOUNTAINS														
88	n/a	n/a	n/a	0				0				n/a	n/a	n/a
89	n/a	n/a	n/a	0				0				n/a	n/a	n/a
90	3	0.00	0	0				0				3	0	0
91	n/a	n/a	n/a	0				0				n/a	n/a	n/a
MACOMB														
88	n/a	n/a	4	150	65	55.38	36	0				n/a	40	40
89	0			150	80	52.50	42	n/a	5	40.00	2	85	44	44
90	0			0				351	198	22.00	43	198	43	43
91	0			0				318	208	24.04	50	208	50	50

HERD COMMENTS	88	89	90	91
KENAI MOUNTAINS				
KILBUCK MOUNTAINS	ILLEGAL HARVEST = 33	NO LEGAL HARVEST OF HERD	ILLEGAL HARVEST=6.	MULTIPLE BAG LIMIT. STATE TER[illegible] CANCELLED
KILLEY RIVER	NO OPEN SEASON.	NO OPEN SEASON.	NO OPEN SEASON	NO OPEN SEASON.
KOKRINES				INCLUDES RAY MTS., WOLF MTS & GALENA MTS. HERDS
KUSKOKWIM MOUNTAINS	HARVEST INCLUDED WITH BEAVER MTS. HERD	HARVEST INCLUDED WITH BEAVER MTS. HERD	SOME HARVEST INCLUDED W/ BEAVER MTS. HERD	INCLUDED IN BEAVER MTS HERD
MACOMB	GENERAL HUNT WAS SUBSISTENCE ONLY	REGISTRATION HUNT WAS SUBSISTENCE ONLY		REGISTRATION HUNT CLOSED EARLY

CARIBOU HUNT INFORMATION BY HERD BY YEAR

YEAR	GENERAL SEASONS NO. OF HUNTERS	% SUCC.	TOTAL REPTD HARVEST	DRAWING PERMITS NO. OF PERMITS	NO. OF HUNTERS	% SUCC.	TOTAL REPTD HARVEST	REGISTRATION PERMITS NO. OF PERMITS	NO. OF HUNTERS	% SUCC.	TOTAL REPTD HARVEST	TOTAL HUNTERS	EST. HARVEST LOW	EST. HARVEST HIGH
MENTASTA														
88	0			100	65	35.38	23	68	48	54.17	26	113	49	49
89	0			100	39	46.15	18	58	58	46.55	27	97	45	45
90	0			0				n/a	99	29.00	29	99	29	29
91	0			0				170	131	19.85	26	131	26	26
MULCHATNA														
88	n/a	n/a	1461	0				0				n/a	2961	n/a
89	1289	n/a	1204	0				0				1289	1204	1204
90	1135	86.78	1151	0				0				1135	1500	2651
91	1886	85.52	1936	0				0				1886	2086	3436
N. ALASKA PENINSULA														
88	n/a	n/a	988	0				0				n/a	2300	n/a
89	n/a	n/a	896	0				0				n/a	2327	2427
90	740	87.00	892	0				0				740	892	892
91	787	79.28	806	0				2	1	0.00	0	788	1606	2006
NELCHINA														
88	0			1775	1552	72.23	1121	1161	816	65.56	535	2368	1656	1656
89	0			2230	1890	74.02	1399	1434	930	62.47	581	2820	1980	1980
90	0			877	615	45.00	274	7788	5883	47.00	2746	6498	3020	3020
91	0			2802	2457	80.30	1973	3178	2234	43.87	983	4691	2956	3079
NUSHAGAK PENINSULA														
88	0			0				0				0	0	0
89	0			0				0				0	0	0
90	0			0				0				0	0	0
91	0			0				0				0	0	2
PORCUPINE														
88	n/a	n/a	89	0				0				n/a	2589	4589
89	116	n/a	112	0				0				116	612	912
90	11	29.00	20	0				0				11	20	20
91	143	49.65	104	0				0				143	104	104

HERD COMMENTS	88	89	90	91
MENTASTA		MAY BE ADDITIONAL HARVEST. (OVERLAP NELCHINA & FORTYMILE HERDS)		
MULCHATNA		54% OF REPORTS RETURNED =NONRES UNREP. HARVEST IS HIGH		MULTIPLE BAG LIMIT. HIGH UNREPORTED HARVEST
N. ALASKA PENINSULA				MULTIPLE BAG LIMIT
NELCHINA		REG HUNT INCL TETLIN/NORTHWAY HUNT (FORTYMILE HERD)	% SUCCESS MAY BE HIGH—SUCCESSFUL & DID NOT HUNT WERE LUMPED	DRAWING PERMIT FIGURES REPRESENT STATE TIER II PERMIT HUNT
NUSHAGAK PENINSULA	NO OPEN SEASON	NO OPEN SEASON	NO OPEN SEASON.	NO OPEN SEASON. 2 ILLEGAL KILLS
PORCUPINE	INCL EST OF CANADIAN & UNREP AK HARVEST			MULTIPLE BAG LIMIT

CARIBOU HUNT INFORMATION BY HERD BY YEAR

YEAR	GENERAL SEASONS NO. OF HUNTERS	% SUCC.	TOTAL REPTD HARVEST	DRAWING PERMITS NO. OF PERMITS	NO. OF HUNTERS	% SUCC.	TOTAL REPTD HARVEST	REGISTRATION PERMITS NO. OF PERMITS	NO. OF HUNTERS	% SUCC.	TOTAL REPTD HARVEST	TOTAL HUNTERS	EST. HARVEST LOW	EST. HARVEST HIGH
RAINY PASS														
88	77	72.73	56	0				0				77	56	56
89	131	64.12	84	0				0				131	84	84
90	157	70.00	110	0				0				157	110	110
91	95	70.53	67	0				0				95	67	67
RAY MOUNTAINS														
88	2	100.00	2	0				0				2	2	2
89	20	35.00	7	0				0				20	7	7
90	17	15.00	3	0				0				17	3	3
91	n/a	n/a	n/a	0				0				n/a	n/a	n/a
S. ALASKA PENINSULA														
88	n/a	n/a	48	0				0				n/a	148	198
89	n/a	n/a	59	0				0				n/a	109	159
90	n/a	n/a	55	0				0				n/a	55	55
91	40	87.50	35	0				0				40	35	35
SUNSHINE MOUNTAINS														
88	n/a	n/a	n/a	0				0				n/a	n/a	n/a
89	2	100.00	2	0				0				2	2	2
90	2	100.00	2	0				0				2	2	2
91	0	0	0	0				0				0	0	0
TESHEKPUK														
88	n/a	n/a	n/a	0				0				n/a	n/a	n/a
89	n/a	n/a	n/a	0				n/a	n/a	n/a	n/a	n/a	n/a	n/a
90	n/a	n/a	n/a	0				0				n/a	n/a	n/a
91	n/a	n/a	n/a	0				0				n/a	n/a	n/a
TONZONA														
88	18	38.89	7	0				0				18	7	7
89	16	75.00	12	0				0				16	12	12
90	22	68.20	15	0				0				22	15	15
91	40	90.00	36	0				0				40	36	36

HERD COMMENTS	88	89	90	91
RAINY PASS		NO ESTIMATE OF UNREPORTED HARVEST.		
RAY MOUNTAINS				INCLUDED IN KOKRINES HERD
S. ALASKA PENINSULA				
SUNSHINE MOUNTAINS	HARV. INCL. WITH BEAVER MTS HERD.			NO HUNT EFFORT
TESHEKPUK	HARVEST INCL. WITH W. ARCTIC HERD	HARVEST INCL. WITH W. ARCTIC HERD.	HARVEST INCL. WITH W. ARCTIC HERD	HARVEST INCL. WITH W. ARCTIC HERD
TONZONA				

CARIBOU HUNT INFORMATION BY HERD BY YEAR

YEAR	GENERAL SEASONS NO. OF HUNTERS	% SUCC.	TOTAL REPTD HARVEST	DRAWING PERMITS NO. OF PERMITS	NO. OF HUNTERS	% SUCC.	TOTAL REPTD HARVEST	REGISTRATION PERMITS NO. OF PERMITS	NO. OF HUNTERS	% SUCC.	TOTAL REPTD HARVEST	TOTAL HUNTERS	EST. HARVEST LOW	EST. HARVEST HIGH
TUSTUMENA BENCH														
88	0			0				0				0	0	0
89	0			0				0				0	0	0
90	0			0				0				0	0	0
91	0			0				0				0	0	0
WESTERN ARCTIC														
88	n/a	n/a	486	0				970	n/a	n/a	2215	n/a	11561	n/a
89	n/a	n/a	198	0				635	n/a	n/a	1248	n/a	1446	1446
90	1087	n/a	1926	0				0				1087	1926	1926
91	618	n/a	1346	0				0				618	1346	1707
WHITE MOUNTAINS														
88	75	16.00	12	0				0				75	12	12
89	55	25.45	14	0				0				55	14	14
90	97	17.50	17	14	14	21.43	3	0				111	20	20
91	163	11.66	19	100	12	0.00	0	0				175	19	19
WOLF MOUNTAIN														
88	0	0.00	0	0				0				0	0	0
89	0	0.00	0	0				0				0	0	0
90	11	9.09	1	0				0				11	1	1
91	n/a	n/a	n/a	0				0				n/a	n/a	n/a
YANERT														
88	100	64.00	64	25	15	13.33	2	0				115	66	66
89	0			25	13	38.46	5	0				13	5	5
90	n/a	n/a	n/a	0				0						
91	n/a	n/a	n/a	0				0				n/a	n/a	n/a
TOTAL STATEWIDE														
88			4177				1324				2923			
89			3304				1654				2358			
90			4631				377				3357			
91			5140				2089				1624			

HERD COMMENTS	88	89	90	91
TUSTUMENA BENCH	NO OPEN SEASON	NO OPEN SEASON	HERD SPLIT INTO FOX & KILLEY R. HERDS.	HERD SPLIT INTO FOX R. & KILLEY R. HERDS.
WESTERN ARCTIC	INCL EST. 8860 UNREP.HARVEST	NO EST. OF UNREP. HARV. INCL TESHEKPUK HERD DATA	NO EST. OF UNREP. HARV. INCL. TESHEKPUK HERD DATA	MULTIPLE BAG LIMIT. HIGH UNREPORTED HARVEST. INCLUDES TESHEKPUK HERD DATA
WOLF MOUNTAIN		NO REP. HARV. NO REP. HUNTING ACTIVITY. NO ACCESS	INCLUDES KOKRINES HERD (PART).	INCLUDED IN KOKRINES HERD.
YANERT		GENERAL HUNT INCL. WITH DELTA HERD	GENERAL HUNT INCL. WITH DELTA HERD	INCLUDED IN DELTA HERD

SHEEP HUNT INFORMATION BY MOUNTAIN RANGE BY YEAR

YEAR	GENERAL SEASONS NO. OF HUNTERS	% SUCC.	TOTAL REPTD HARVEST	DRAWING PERMITS NO. OF PERMITS	NO. OF HUNTERS	% SUCC.	TOTAL REPTD HARVEST	REGISTRATION PERMITS NO. OF PERMITS	NO. OF HUNTERS	% SUCC.	TOTAL REPTD HARVEST	TOTAL HUNTERS	TOTAL REPTD HARVEST
ALASKA RANGE EAST													
88	483	36.85	178	n/a	189	49.74	94					672	272
89	473	38.48	182	n/a	184	57.61	106					657	288
90	441	31.52	139	n/a	166	34.34	57					607	196
91	436	28.21	123	270	192	47.92	92					628	215
ALASKA RANGE WEST													
88	228	69.30	158									228	158
89	242	58.26	141									242	141
90	267	57.30	153									267	153
91	258	53.88	139									258	139
BROOKS RANGE													
88	492	60.37	297					n/a	44	59.09	35	536	332
89	608	58.39	355					n/a	27	70.37	19	635	374
90	562	55.87	314									562	314
91	572	52.10	298					n/a	42	35.71	26	614	324
CHUGACH MOUNTAINS													
88	369	29.27	108	n/a	213	21.60	46					582	154
89	307	34.85	107	n/a	254	39.37	100					561	207
90	311	30.87	96	n/a	257	39.69	102					568	198
91	325	34.85	100	345	269	30.86	83					594	183
KENAI MOUNTAINS													
88	187	22.46	42									187	42
89	135	6.67	9									135	9
90	170	19.41	33									170	33
91	213	18.78	40									213	40
OGILVIE MOUNTAINS													
88	1	0.00	0									1	0
89	1	0.00	0									1	0
90	3	0.00	0									3	0
91	4	0.00	0									4	0
TALKEETNA, CHULITNA, WATANA MTS													
88	338	31.07	105									338	105
89	328	23.17	76									328	76
90	356	23.03	82									356	82
91	375	24.27	91									375	91
TANANA HILLS - WHITE MOUNTAINS													
88	34	14.71	5	n/a	6	50.00	3					40	8
89	27	33.33	9	n/a	1	100.00	1					28	10
90	32	15.63	5	n/a	6	33.33	2					38	7
91	49	20.41	10	12	8	50.00	4					57	14

SHEEP HUNT INFORMATION BY MOUNTAIN RANGE BY YEAR

YEAR	GENERAL SEASONS NO. OF HUNTERS	% SUCC.	TOTAL REPTD HARVEST	DRAWING PERMITS NO. OF PERMITS	NO. OF HUNTERS	% SUCC.	TOTAL REPTD HARVEST	REGISTRATION PERMITS NO. OF PERMITS	NO. OF HUNTERS	% SUCC.	TOTAL REPTD HARVEST	TOTAL HUNTERS	TOTAL REPTD HARVEST
WRANGELL MOUNTAINS													
88	655	55.42	363	n/a	1	0.00	0					656	363
89	680	50.15	341									680	341
90	720	51.53	371	n/a	5	40.00	2				725	373	
91	843	51.01	430	n/a	1	0.00	0					844	430
UNKNOWN													
88	51	5.88	2	n/a	21	71.43	15					72	18
89	69	14.49	10	n/a	4	0.00	0					73	10
90	86	17.44	15	n/a	8	50.00	4				90	19	
91	85	11.90	10	n/a	35	37.14	13				120	23	
TOTAL STATEWIDE													
88	2838		1259		430		158		44		35	3312	1452
89	2870		1230		443		207		27		19	3340	1456
90	2948		1208		442		167		0		0	3386	1375
91	3160		1241		505		192		42		26	3707	1459

DUCK HARVEST/HUNTER INFORMATION BY YEAR

LOCATION	YEAR	DUCK HARVEST	% TOTAL HARVEST	HUNTER DAYS	% TOTAL DAYS	AVG. DUCKS PER DAY
ZONE: ALASKA PENINSULA						
CINDER RIVER	89	0.0	0.0	30	0.1	0.00
	90	n/a	n/a	n/a	n/a	n/a
	91	n/a	n/a	n/a	n/a	n/a
COLD BAY	89	598	1.1	716	2.2	0.84
	90	946	1.2	1789	4.0	0.53
	91	n/a	n/a	n/a	n/a	n/a
EGEGIK RIVER	89	n/a	n/a	n/a	n/a	n/a
	90	149	0.2	36	0.1	4.14
	91	n/a	n/a	n/a	n/a	n/a
NAKNEK	89	513	1.0	232	0.7	2.21
	90	896	1.1	298	0.7	3.01
	91	n/a	n/a	n/a	n/a	n/a
NUSHAGAK RIVER/BAY	89	25	0.0	10	0.0	2.50
	90	607	0.8	143	0.3	4.24
	91	n/a	n/a	n/a	n/a	n/a
PILOT POINT	89	833	1.6	363	1.1	2.29
	90	1185	1.5	250	0.6	4.74
	91	n/a	n/a	n/a	n/a	n/a
PORT HEIDEN	89	25	0.0	10	0.0	2.50
	90	10	0.0	36	0.1	0.28
	91	n/a	n/a	n/a	n/a	n/a
PORT MOLLER	89	34	0.1	50	0.2	0.68
	90	n/a	n/a	n/a	n/a	n/a
	91	n/a	n/a	n/a	n/a	n/a
UGASHIK	89	463	0.9	141	0.4	3.28
	90	538	0.7	167	0.4	3.22
	91	n/a	n/a	n/a	n/a	n/a
UNKNOWN	89	176	0.3	101	0.3	1.74
	90	1097	0.5	784	1.8	1.40
	91	n/a	n/a	n/a	n/a	n/a
TOTAL	89	2666	5.1	1653	5.0	1.61
	90	5428	6.8	3503	7.9	1.55
	91	n/a	n/a	n/a	n/a	n/a
ZONE: ALEUTIAN CHAIN						
ADAK	89	101	0.2	165	0.5	0.61
	90	319	0.4	573	1.3	0.56
	91	n/a	n/a	n/a	n/a	n/a
UNKNOWN	89	0	0	0	0	0.00
	90	81	0.1	48	0.1	1.69
	91	n/a	n/a	n/a	n/a	n/a
TOTAL	89	101	0.2	165	0.5	0.61
	90	399	0.5	621	1.4	0.64
	91	n/a	n/a	n/a	n/a	n/a
ZONE: CENTRAL						
CHENA RIVER	89	17	0.0	20	0.1	0.85
	90	159	0.2	107	0.2	1.49
	91	n/a	n/a	n/a	n/a	n/a
CREAMER'S FIELD	89	227	0.4	222	0.7	1.02
	90	50	0.1	83	0.2	0.60
	91	n/a	n/a	n/a	n/a	n/a
DELTA JUNCTION	89	1465	2.8	2057	6.2	0.71
	90	607	0.8	2219	5.0	0.27
	91	n/a	n/a	n/a	n/a	n/a

DUCK HARVEST/HUNTER INFORMATION BY YEAR

LOCATION	YEAR	DUCK HARVEST	% TOTAL HARVEST	HUNTER DAYS	% TOTAL DAYS	AVG. DUCKS PER DAY
ZONE: CENTRAL						
DENALI HIGHWAY	89	362	0.7	202	0.6	1.79
	90	826	1.0	322	0.7	2.57
	91	n/a	n/a	n/a	n/a	n/a
EIELSON AFB	89	438	0.8	595	1.8	0.74
	90	727	0.9	525	1.2	1.38
	91	n/a	n/a	n/a	n/a	n/a
FT GREELY	89	34	0.1	91	0.3	0.37
	90	119	0.1	286	0.6	0.42
	91	n/a	n/a	n/a	n/a	n/a
FT WAINWRIGHT	89	25	0.0	71	0.2	0.35
	90	129	0.2	72	0.2	1.79
	91	n/a	n/a	n/a	n/a	n/a
HEALY LAKE	89	791	1.5	585	1.8	1.35
	90	189	2.4	823	1.9	0.23
	91	n/a	n/a	n/a	n/a	n/a
MINTO FLATS	89	6368	12.1	2138	6.5	2.98
	90	5684	7.1	1658	3.7	3.43
	91	n/a	n/a	n/a	n/a	n/a
SALCHA RIVER	89	93	0.2	91	0.3	1.02
	90	40	0.0	131	0.3	0.31
	91	n/a	n/a	n/a	n/a	n/a
SALCHAKET SLOUGH	89	67	0.1	20	0.1	3.35
	90	30	0.0	12	0.0	2.50
	91	n/a	n/a	n/a	n/a	n/a
TANANA FLATS	89	1347	2.6	1170	3.5	1.15
	90	2021	2.5	1014	2.3	1.99
	91	n/a	n/a	n/a	n/a	n/a
TETLIN	89	n/a	n/a	n/a	n/a	n/a
	90	179	0.2	36	0.1	4.97
	91	n/a	n/a	n/a	n/a	n/a
TOK/NORTHWAY	89	1431	2.7	535	1.6	2.67
	90	1284	1.6	322	0.7	3.99
	91	n/a	n/a	n/a	n/a	n/a
UNKNOWN	89	825	1.6	735	2.2	1.12
	90	4957	6.2	2234	5.0	2.22
	91	n/a	n/a	n/a	n/a	n/a
TOTAL	89	13490	25.8	8532	25.8	1.58
	90	17001	21.3	9845	22.2	1.73
	91	n/a	n/a	n/a	n/a	n/a
ZONE: COOK INLET						
ANCH COASTAL REFUGE	89	1002	1.9	1210	3.7	0.83
	90	1115	1.4	1741	3.9	0.64
	91	n/a	n/a	n/a	n/a	n/a
CHICKALOON FLATS	89	295	0.6	161	0.5	1.83
	90	319	0.4	298	0.7	1.07
	91	n/a	n/a	n/a	n/a	n/a
CHINA POOT BAY	89	505	1.0	101	0.3	5.00
	90	100	0.1	48	0.1	2.08
	91	n/a	n/a	n/a	n/a	n/a
EAGLE RIVER FLATS	89	93	0.2	101	0.3	0.92
	90	n/a	n/a	n/a	n/a	n/a
	91	n/a	n/a	n/a	n/a	n/a
JIM CREEK/SWAN LAKE	89	210	0.4	222	0.7	0.95
	90	239	0.3	203	0.5	1.18
	91	n/a	n/a	n/a	n/a	n/a

DUCK HARVEST/HUNTER INFORMATION BY YEAR

LOCATION	YEAR	DUCK HARVEST	% TOTAL HARVEST	HUNTER DAYS	% TOTAL DAYS	AVG. DUCKS PER DAY
ZONE: COOK INLET						
KACHEMAK BAY	89	1296	2.5	313	0.9	4.14
	90	647	0.8	203	0.5	3.19
	91	n/a	n/a	n/a	n/a	n/a
KASILOF RIVER	89	8	0.0	20	0.1	0.40
	90	538	0.7	247	0.6	2.18
	91	n/a	n/a	n/a	n/a	n/a
KENAI PENINSULA	89	194	0.4	171	0.5	1.13
	90	50	0.1	36	0.1	1.39
	91	n/a	n/a	n/a	n/a	n/a
KENAI RIVER/FLATS	89	985	1.9	524	1.6	1.88
	90	1424	1.8	751	1.7	1.90
	91	n/a	n/a	n/a	n/a	n/a
KNIK RIVER	89	152	0.3	262	0.8	0.58
	90	1135	1.4	763	1.7	1.49
	91	n/a	n/a	n/a	n/a	n/a
PALMER HAY FLATS	89	3602	6.9	2370	6.5	1.52
	90	4589	5.7	3161	7.1	1.45
	91	n/a	n/a	n/a	n/a	n/a
PORTAGE	89	1624	3.1	1261	3.8	1.29
	90	2120	2.7	1551	3.5	1.37
	91	n/a	n/a	n/a	n/a	n/a
REDOUBT BAY	89	1414	2.7	504	1.5	2.81
	90	846	1.1	286	0.6	2.96
	91	n/a	n/a	n/a	n/a	n/a
SEWARD	89	303	0.6	91	0.3	3.33
	90	577	0.7	262	0.6	2.20
	91	n/a	n/a	n/a	n/a	n/a
SKILAK LAKE	89	118	0.2	40	0.1	2.95
	90	110	0.1	48	0.1	2.29
	91	n/a	n/a	n/a	n/a	n/a
SUSITNA FLATS	89	7053	13.5	2864	8.7	2.46
	90	13737	17.2	5045	11.4	2.72
	91	n/a	n/a	n/a	n/a	n/a
TRADING BAY	89	985	1.9	333	1.0	2.96
	90	1533	1.9	453	1.0	3.38
	91	n/a	n/a	n/a	n/a	n/a
TUXEDNI BAY	89	0	0.0	30	0.1	0.00
	90	n/a	n/a	n/a	n/a	n/a
	91	n/a	n/a	n/a	n/a	n/a
UNKNOWN	89	239	0.4	236	0.7	1.01
	90	3087	4.0	1711	3.9	1.80
	91	n/a	n/a	n/a	n/a	n/a
TOTAL	89	20078	38.4	10814	32.7	1.86
	90	32166	40.3	16807	37.9	1.91
	91	n/a	n/a	n/a	n/a	n/a
ZONE: GULF COAST						
COPPER RIVER DELTA	89	1321	2.5	1513	4.6	0.87
	90	2389	3.0	1455	3.3	1.64
	91	n/a	n/a	n/a	n/a	n/a
MONT.,HAWK.,HIN. ISL	89	84	0.2	61	0.2	1.38
	90	199	0.2	203	0.5	0.98
	91	n/a	n/a	n/a	n/a	n/a
PRINCE WILLIAM SOUND	89	286	0.5	282	0.9	1.01
	90	667	0.8	573	1.3	1.16
	91	n/a	n/a	n/a	n/a	n/a

DUCK HARVEST/HUNTER INFORMATION BY YEAR

LOCATION	YEAR	DUCK HARVEST	% TOTAL HARVEST	HUNTER DAYS	% TOTAL DAYS	AVG. DUCKS PER DAY
ZONE: GULF COAST						
VALDEZ	89	67	0.1	50	0.2	1.34
	90	309	0.4	215	0.5	1.44
	91	n/a	n/a	n/a	n/a	n/a
UNKNOWN	89	568	1.0	277	0.8	2.05
	90	1304	1.6	525	1.2	2.48
TOTAL	89	2352	4.5	2183	6.6	1.08
	90	4869	6.1	2971	6.7	1.64
	91	n/a	n/a	n/a	n/a	n/a
ZONE: KODIAK						
KALSIN BAY	89	480	0.9	575	1.7	0.83
	90	0	0.0	12	0.0	0.00
	91	n/a	n/a	n/a	n/a	n/a
MIDDLE BAY	89	345	0.7	514	1.6	0.67
	90	n/a	n/a	n/a	n/a	n/a
	91	n/a	n/a	n/a	n/a	n/a
OLD HARBOR	89	513	1.0	81	0.2	6.33
	90	299	0.4	60	0.1	4.98
	91	n/a	n/a	n/a	n/a	n/a
OLD WOMAN BAY	89	463	0.9	484	1.5	0.96
	90	299	0.4	250	0.6	1.20
	91	n/a	n/a	n/a	n/a	n/a
OUZINKIE	89	n/a	n/a	n/a	n/a	n/a
	90	n/a	n/a	n/a	n/a	n/a
	91	n/a	n/a	n/a	n/a	n/a
PAGADSHAK	89	101	0.2	212	0.6	0.48
	90	80	0.1	48	0.1	1.67
	91	n/a	n/a	n/a	n/a	n/a
PORT LIONS	89	51	0.1	20	0.1	2.55
	90	n/a	n/a	n/a	n/a	n/a
	91	n/a	n/a	n/a	n/a	n/a
RASPBERRY STRAIT	89	168	0.3	30	0.1	5.60
	90	50	0.1	12	0.0	4.17
	91	n/a	n/a	n/a	n/a	n/a
UNKNOWN	89	2323	4.4	1093	3.3	2.13
	90	1667	2.1	549	1.2	3.04
	91	n/a	n/a	n/a	n/a	n/a
TOTAL	89	4444	8.5	3009	9.1	1.48
	90	2395	3.0	931	2.1	2.57
	91	n/a	n/a	n/a	n/a	n/a
ZONE: LOWER YUKON VALLEY						
TOTAL	89	261	0.5	132	0.4	1.98
	90	239	0.3	89	0.2	2.69
	91	n/a	n/a	n/a	n/a	n/a
ZONE: NORTH SLOPE						
TOTAL	89	0	0.0	0	0.0	0.00
	90	0	0.0	0	0.0	0.00
	91	n/a	n/a	n/a	n/a	n/a
ZONE: SEWARD PENINSULA						
GOLOVIN	89	101	0.2	61	0.2	1.66
	90	n/a	n/a	n/a	n/a	n/a
	91	n/a	n/a	n/a	n/a	n/a

DUCK HARVEST/HUNTER INFORMATION BY YEAR

LOCATION	YEAR	DUCK HARVEST	% TOTAL HARVEST	HUNTER DAYS	% TOTAL DAYS	AVG. DUCKS PER DAY
ZONE: SEWARD PENINSULA						
NOME	89	101	0.2	91	0.3	1.11
	90	n/a	n/a	n/a	n/a	n/a
	91	n/a	n/a	n/a	n/a	n/a
SAFETY LAGOON/SEW.PN	89	34	0.1	61	0.2	0.56
	90	n/a	n/a	n/a	n/a	n/a
	91	n/a	n/a	n/a	n/a	n/a
SHISHMAREF	89	42	0.1	141	0.4	0.30
	90	n/a	n/a	n/a	n/a	n/a
	91	n/a	n/a	n/a	n/a	n/a
UNKNOWN	89	0	0.0	43	0.1	0.00
	90	319	0.4	222	0.5	1.44
	91	n/a	n/a	n/a	n/a	n/a
TOTAL	89	278	0.6	397	1.2	0.70
	90	319	0.4	222	0.5	1.44
	91	n/a	n/a	n/a	n/a	n/a
ZONE: SOUTHEAST						
ANGOON	89	253	0.5	161	0.5	1.57
	90	n/a	n/a	n/a	n/a	n/a
	91	n/a	n/a	n/a	n/a	n/a
BLIND SLOUGH	89	n/a	n/a	n/a	n/a	n/a
	90	518	0.6	537	1.2	0.96
	91	n/a	n/a	n/a	n/a	n/a
CHILKAT RIVER	89	42	0.1	40	0.1	1.05
	90	179	0.2	143	0.3	1.25
	91	n/a	n/a	n/a	n/a	n/a
DUNCAN CANAL	89	976	1.9	535	1.6	1.82
	90	557	0.7	203	0.5	2.74
	91	n/a	n/a	n/a	n/a	n/a
FARRAGUT BAY	89	42	0.1	40	0.1	1.05
	90	139	0.2	107	0.2	1.30
	91	n/a	n/a	n/a	n/a	n/a
KAKE	89	816	1.0	247	0.6	3.30
	90	261	0.5	121	0.5	2.16
	91	n/a	n/a	n/a	n/a	n/a
KETCHIKAN AREA	89	337	0.6	192	0.6	1.76
	90	707	0.9	417	0.9	1.70
	91	n/a	n/a	n/a	n/a	n/a
LYNN CANAL	89	84	0.2	20	0.1	4.20
	90	468	0.6	95	0.2	4.93
	91	n/a	n/a	n/a	n/a	n/a
MENDENHALL FLATS	89	1010	1.9	867	2.6	1.16
	90	2528	3.2	1264	2.9	2.00
	91	n/a	n/a	n/a	n/a	n/a
PETERSBURG AREA	89	337	0.6	514	1.6	0.66
	90	329	0.4	310	0.7	1.06
	91	n/a	n/a	n/a	n/a	n/a
PRINCE OF WALES ISL	89	269	0.5	182	0.5	1.48
	90	209	0.3	262	0.6	0.79
	91	n/a	n/a	n/a	n/a	n/a
PYBUS BAY	89	17	0.0	20	0.1	0.85
	90	n/a	n/a	n/a	n/a	n/a
	91	n/a	n/a	n/a	n/a	n/a

DUCK HARVEST/HUNTER INFORMATION BY YEAR

LOCATION	YEAR	DUCK HARVEST	% TOTAL HARVEST	HUNTER DAYS	% TOTAL DAYS	AVG. DUCKS PER DAY
ZONE: SOUTHEAST						
ROCKY PASS	89	8	0.0	20	0.1	0.40
	90	n/a	n/a	n/a	n/a	n/a
	91	n/a	n/a	n/a	n/a	n/a
SEYMOUR CANAL	89	135	0.3	40	0.1	3.38
	90	448	0.6	143	0.3	3.13
	91	n/a	n/a	n/a	n/a	n/a
SITKA AREA	89	143	0.3	202	0.6	0.71
	90	209	0.3	203	0.5	1.03
	91	n/a	n/a	n/a	n/a	n/a
ST JAMES BAY	89	84	0.2	81	0.2	1.04
	90	30	0.0	24	0.1	1.25
	91	n/a	n/a	n/a	n/a	n/a
STIKINE RIVER FLATS	89	606	1.2	403	1.2	1.50
	90	2608	3.3	918	2.1	2.84
	91	n/a	n/a	n/a	n/a	n/a
UNKNOWN	89	1742	3.3	1330	4.0	1.31
	90	3980	5.0	1994	4.5	1.95
	91	n/a	n/a	n/a	n/a	n/a
TOTAL	89	6901	13.2	4894	14.8	1.41
	90	13170	16.5	6741	15.2	1.95
	91	n/a	n/a	n/a	n/a	n/a
ZONE: UPPER YUKON VALLEY						
YUKON FLATS	89	n/a	n/a	n/a	n/a	n/a
	90	1294	1.6	525	1.2	2.46
	91	n/a	n/a	n/a	n/a	n/a
UNKNOWN	89	575	1.1	761	2.3	0.76
	90	622	0.8	672	1.5	0.93
	91	n/a	n/a	n/a	n/a	n/a
TOTAL	89	575	1.1	761	2.3	0.76
	90	1916	2.4	1197	2.7	1.60
	91	n/a	n/a	n/a	n/a	n/a
ZONE: YUKON DELTA						
TOTAL	89	732	1.4	331	1.0	2.21
	90	1117	1.4	665	1.5	1.68
	91	n/a	n/a	n/a	n/a	n/a
ZONE: UNKNOWN						
TOTAL	89	409	0.7	208	0.6	1.97
	90	798	1.1	754	1.7	1.06
	91	n/a	n/a	n/a	n/a	n/a
TOTAL STATEWIDE	89	52287	100.0	33069	100.0	1.58
	90	79817	100.0	44346	100.0	1.80
	91	n/a	n/a	n/a	n/a	n/a

GOOSE HARVEST/HUNTER INFORMATION BY YEAR

LOCATION	YEAR	GOOSE HARVEST	% TOTAL HARVEST	HUNTER DAYS	% TOTAL DAYS	AVG. GEESE PER DAY
ZONE: ALASKA PENINSULA						
COLD BAY	89	833	14.2	n/a	n/a	n/a
	90	2519	31.2	n/a	n/a	n/a
	91	n/a	n/a	n/a	n/a	n/a
NAKNEK	89	n/a	n/a	n/a	n/a	n/a
	90	n/a	n/a	n/a	n/a	n/a
	91	n/a	n/a	n/a	n/a	n/a
UNKNOWN	89	0	0.0	n/a	n/a	n/a
	90	57	0.7	n/a	n/a	n/a
	91	n/a	n/a	n/a	n/a	n/a
TOTAL	89	833	14.2	n/a	n/a	n/a
	90	2576	31.9	n/a	n/a	n/a
	91	n/a	n/a	n/a	n/a	n/a
ZONE: ALEUTIAN CHAIN						
TOTAL	89	0	0.0	n/a	n/a	n/a
	90	0	0.0	n/a	n/a	n/a
	91	n/a	n/a	n/a	n/a	n/a
ZONE: CENTRAL						
CREAMER'S FIELD	89	19	0.3	n/a	n/a	n/a
	90	n/a	n/a	n/a	n/a	n/a
	91	n/a	n/a	n/a	n/a	n/a
DELTA JUNCTION	89	1174	20.0	n/a	n/a	n/a
	90	683	8.4	n/a	n/a	n/a
	91	n/a	n/a	n/a	n/a	n/a
EIELSON AFB	89	38	0.6	n/a	n/a	n/a
	90	34	0.4	n/a	n/a	n/a
	91	n/a	n/a	n/a	n/a	n/a
HEALY LAKE	89	142	2.4	n/a	n/a	n/a
	90	67	0.8	n/a	n/a	n/a
	91	n/a	n/a	n/a	n/a	n/a
MINTO FLATS	89	341	5.8	n/a	n/a	n/a
	90	168	2.1	n/a	n/a	n/a
	91	n/a	n/a	n/a	n/a	n/a
SALCHA RIVER	89	19	0.3	n/a	n/a	n/a
	90	11	0.1	n/a	n/a	n/a
	91	n/a	n/a	n/a	n/a	n/a
TANANA FLATS	89	331	5.6	n/a	n/a	n/a
	90	146	1.8	n/a	n/a	n/a
	91	n/a	n/a	n/a	n/a	n/a
TOK/NORTHWAY	89	9	0.2	n/a	n/a	n/a
	90	n/a	n/a	n/a	n/a	n/a
	91	n/a	n/a	n/a	n/a	n/a
UNKNOWN	89	29	0.5	n/a	n/a	n/a
	90	501	6.2	n/a	n/a	n/a
	91	n/a	n/a	n/a	n/a	n/a
TOTAL	89	2102	35.7	n/a	n/a	n/a
	90	1610	19.8	n/a	n/a	n/a
	91	n/a	n/a	n/a	n/a	n/a
ZONE: COOK INLET						
ANCH COASTAL REFUGE	89	76	1.3	n/a	n/a	n/a
	90	45	0.6	n/a	n/a	n/a
	91	n/a	n/a	n/a	n/a	n/a

GOOSE HARVEST/HUNTER INFORMATION BY YEAR

LOCATION	YEAR	GOOSE HARVEST	% TOTAL HARVEST	HUNTER DAYS	% TOTAL DAYS	AVG. GEESE PER DAY
ZONE: COOK INLET						
CHICKALOON FLATS	89	66	1.1	n/a	n/a	n/a
	90	224	2.8	n/a	n/a	n/a
	91	n/a	n/a	n/a	n/a	n/a
GOOSE BAY	89	n/a	n/a	n/a	n/a	n/a
	90	11	0.1	n/a	n/a	n/a
	91	n/a	n/a	n/a	n/a	n/a
KACHEMAK BAY	89	66	1.1	n/a	n/a	n/a
	90	45	0.6	n/a	n/a	n/a
	91	n/a	n/a	n/a	n/a	n/a
KENAI PENINSULA	89	9	0.2	n/a	n/a	n/a
	90	n/a	n/a	n/a	n/a	n/a
	91	n/a	n/a	n/a	n/a	n/a
KENAI RIVER/FLATS	89	n/a	n/a	n/a	n/a	n/a
	90	34	0.4	n/a	n/a	n/a
	91	n/a	n/a	n/a	n/a	n/a
KNIK RIVER	89	47	0.8	n/a	n/a	n/a
	90	22	0.3	n/a	n/a	n/a
	91	n/a	n/a	n/a	n/a	n/a
PALMER HAY FLATS	89	28	0.5	n/a	n/a	n/a
	90	593	7.3	n/a	n/a	n/a
	91	n/a	n/a	n/a	n/a	n/a
PORTAGE	89	208	3.5	n/a	n/a	n/a
	90	67	0.8	n/a	n/a	n/a
	91	n/a	n/a	n/a	n/a	n/a
SUSITNA FLATS	89	483	8.2	n/a	n/a	n/a
	90	425	5.3	n/a	n/a	n/a
	91	n/a	n/a	n/a	n/a	n/a
TUXEDNI BAY	89	28	0.5	n/a	n/a	n/a
	90	n/a	n/a	n/a	n/a	n/a
	91	n/a	n/a	n/a	n/a	n/a
UNKNOWN	89	59	1.0	n/a	n/a	n/a
	90	49	0.6	n/a	n/a	n/a
	91	n/a	n/a	n/a	n/a	n/a
TOTAL	89	1070	18.2	n/a	n/a	n/a
	90	1515	18.8	n/a	n/a	n/a
	91	n/a	n/a	n/a	n/a	n/a
ZONE: GULF COAST						
COPPER RIVER DELTA	89	170	2.9	n/a	n/a	n/a
	90	146	1.8	n/a	n/a	n/a
	91	n/a	n/a	n/a	n/a	n/a
PRINCE WILLIAM SOUND	89	57	1.0	n/a	n/a	n/a
	90	22	0.3	n/a	n/a	n/a
	91	n/a	n/a	n/a	n/a	n/a
YAKUTAT	89	9	0.2	n/a	n/a	n/a
	90	22	0.3	n/a	n/a	n/a
	91	n/a	n/a	n/a	n/a	n/a
UNKNOWN	89	82	1.4	n/a	n/a	n/a
	90	32	0.4	n/a	n/a	n/a
	91	n/a	n/a	n/a	n/a	n/a
TOTAL	89	318	5.5	n/a	n/a	n/a
	90	222	2.8	n/a	n/a	n/a
	91	n/a	n/a	n/a	n/a	n/a

GOOSE HARVEST/HUNTER INFORMATION BY YEAR

LOCATION	YEAR	GOOSE HARVEST	% TOTAL HARVEST	HUNTER DAYS	% TOTAL DAYS	AVG. GEESE PER DAY
ZONE: KODIAK						
TOTAL	89	65	1.1	n/a	n/a	n/a
	90	0	0.0	n/a	n/a	n/a
	91	n/a	n/a	n/a	n/a	n/a
ZONE: LOWER YUKON VALLEY						
TOTAL	89	0	0.0	n/a	n/a	n/a
	90	57	0.7	n/a	n/a	n/a
	91	n/a	n/a	n/a	n/a	n/a
ZONE: NORTH SLOPE						
TOTAL	89	0	0.0	n/a	n/a	n/a
	90	0	0.0	n/a	n/a	n/a
	91	n/a	n/a	n/a	n/a	n/a
ZONE: SEWARD PENINSULA						
GOLOVIN	89	9	0.2	n/a	n/a	n/a
	90	n/a	n/a	n/a	n/a	n/a
	91	n/a	n/a	n/a	n/a	n/a
NOME	89	n/a	n/a	n/a	n/a	n/a
	90	n/a	n/a	n/a	n/a	n/a
	91	n/a	n/a	n/a	n/a	n/a
SAFETY LAGOON	89	n/a	n/a	n/a	n/a	n/a
	90	n/a	n/a	n/a	n/a	n/a
	91	n/a	n/a	n/a	n/a	n/a
SHISHMAREF	89	170	2.9	n/a	n/a	n/a
	90	n/a	n/a	n/a	n/a	n/a
	91	n/a	n/a	n/a	n/a	n/a
UNKNOWN	89	0	0.0	n/a	n/a	n/a
	90	24	0.2	n/a	n/a	n/a
	91	n/a	n/a	n/a	n/a	n/a
TOTAL	89	179	3.1	n/a	n/a	n/a
	90	24	0.2	n/a	n/a	n/a
	91	n/a	n/a	n/a	n/a	n/a
ZONE: SOUTHEAST						
ANGOON	89	142	2.4	n/a	n/a	n/a
	90	n/a	n/a	n/a	n/a	n/a
	91	n/a	n/a	n/a	n/a	n/a
BLIND SLOUGH	89	n/a	n/a	n/a	n/a	n/a
	90	90	1.1	n/a	n/a	n/a
	91	n/a	n/a	n/a	n/a	n/a
DUNCAN CANAL	89	265	4.5	n/a	n/a	n/a
	90	22	0.3	n/a	n/a	n/a
	91	n/a	n/a	n/a	n/a	n/a
FARRAGUT BAY	89	47	0.8	n/a	n/a	n/a
	90	56	0.7	n/a	n/a	n/a
	91	n/a	n/a	n/a	n/a	n/a
ICY BAY	89	76	1.3	n/a	n/a	n/a
	90	n/a	n/a	n/a	n/a	n/a
	91	n/a	n/a	n/a	n/a	n/a
KAKE	89	123	2.1	n/a	n/a	n/a
	90	56	0.7	n/a	n/a	n/a
	91	n/a	n/a	n/a	n/a	n/a
KETCHIKAN AREA	89	19	0.3	n/a	n/a	n/a
	90	34	0.4	n/a	n/a	n/a
	91	n/a	n/a	n/a	n/a	n/a

GOOSE HARVEST/HUNTER INFORMATION BY YEAR

LOCATION	YEAR	GOOSE HARVEST	% TOTAL HARVEST	HUNTER DAYS	% TOTAL DAYS	AVG. GEESE PER DAY
ZONE: SOUTHEAST						
MENDENHALL FLATS	89	47	0.8	n/a	n/a	n/a
	90	90	1.1	n/a	n/a	n/a
	91	n/a	n/a	n/a	n/a	n/a
PETERSBURG AREA	89	114	1.9	n/a	n/a	n/a
	90	67	0.8	n/a	n/a	n/a
	91	n/a	n/a	n/a	n/a	n/a
PRINCE OF WALES ISL	89	76	1.3	n/a	n/a	n/a
	90	56	0.7	n/a	n/a	n/a
	91	n/a	n/a	n/a	n/a	n/a
PYBUS BAY	89	28	0.5	n/a	n/a	n/a
	90	n/a	n/a	n/a	n/a	n/a
	91	n/a	n/a	n/a	n/a	n/a
ROCKY POINT	89	19	0.3	n/a	n/a	n/a
	90	n/a	n/a	n/a	n/a	n/a
	91	n/a	n/a	n/a	n/a	n/a
SITKA AREA	89	19	0.3	n/a	n/a	n/a
	90	11	0.1	n/a	n/a	n/a
	91	n/a	n/a	n/a	n/a	n/a
STIKINE RIVER DELTA	89	28	0.5	n/a	n/a	n/a
	90	134	1.7	n/a	n/a	n/a
	91	n/a	n/a	n/a	n/a	n/a
UNKNOWN	89	176	3.0	n/a	n/a	n/a
	90	671	8.3	n/a	n/a	n/a
	91	n/a	n/a	n/a	n/a	n/a
TOTAL	89	1179	20.0	n/a	n/a	n/a
	90	1287	16.2	n/a	n/a	n/a
	91	n/a	n/a	n/a	n/a	n/a
ZONE: UPPER YUKON VALLEY						
TOTAL	89	0	0.0	n/a	n/a	n/a
	90	663	8.2	n/a	n/a	n/a
	91	n/a	n/a	n/a	n/a	n/a
ZONE: YUKON DELTA						
TOTAL	89	0	0.0	n/a	n/a	n/a
	90	0	0.0	n/a	n/a	n/a
	91	n/a	n/a	n/a	n/a	n/a
ZONE: UNKNOWN						
TOTAL	89	198	3.4	n/a	n/a	n/a
	90	130	1.6	n/a	n/a	n/a
	91	n/a	n/a	n/a	n/a	n/a
TOTAL STATEWIDE	89	5710	100.0	n/a	n/a	n/a
TOTAL STATEWIDE	90	8019	100.0	n/a	n/a	n/a
TOTAL STATEWIDE	91	8019	100.0	n/a	n/a	n/a



1991-92 COMMERCIAL SERVICES INFORMATION BY SPECIES

GMU	TYPE	SUCCESSFUL HUNTERS TOTAL	SUCCESSFUL HUNTERS SERVICES USED	SUCCESSFUL HUNTERS SERVICES NOT USED	SUCCESSFUL HUNTERS UNKN	UNSUCCESSFUL HUNTERS TOTAL	UNSUCCESSFUL HUNTERS SERVICES USED	UNSUCCESSFUL HUNTERS SERVICES NOT USED	UNSUCCESSFUL HUNTERS UNKN	PERCENT SUCCESSFUL HUNTERS TOTAL	PERCENT SUCCESSFUL HUNTERS SERVICES USED	PERCENT SUCCESSFUL HUNTERS SERVICES NOT USED	PERCENT SUCCESSFUL HUNTERS UNKN
BISON													
20	**TOTAL UNIT**	82	17	29	36	8	0	3	5	91.11	100.00	90.63	87.80
	TOTAL STATEWIDE	82	17	29	36	8	0	3	5	91.11	100.00	90.63	87.80
BLACK BEAR													
01	**TOTAL UNIT**	214	19	17	178	0	0	0	0	100.00	100.00	100.00	100.00
02	**TOTAL UNIT**	214	29	32	153	0	0	0	0	100.00	100.00	100.00	100.00
03	**TOTAL UNIT**	159	38	54	67	0	0	0	0	100.00	100.00	100.00	100.00
05	**TOTAL UNIT**	29	19	0	10	0	0	0	0	100.00	100.00	0.00	100.00
20	**TOTAL UNIT**	11	11	0	0	0	0	0	0	100.00	100.00	0.00	0.00
	TOTAL STATEWIDE	627	116	103	408	0	0	0	0	100.00	100.00	100.00	100.00
BROWN BEAR													
01	**TOTAL UNIT**	24	7	12	5	143	34	91	18	14.37	17.07	11.65	21.74
04	**TOTAL UNIT**	124	78	40	6	260	105	135	20	32.29	42.62	22.86	23.08
05	**TOTAL UNIT**	40	34	0	6	0	0	0	0	100.00	100.00	0.00	100.00
08	**TOTAL UNIT**	153	0	0	153	297	0	0	297	34.00	0.00	0.00	34.00
09	**TOTAL UNIT**	4	1	0	3	0	0	0	0	100.00	100.00	0.00	100.00
10	**TOTAL UNIT**	1	0	0	1	3	1	0	2	25.00	0.00	0.00	33.33
22	**TOTAL UNIT**	5	0	0	5	5	0	0	5	50.00	0.00	0.00	50.00
23	**TOTAL UNIT**	20	15	0	5	12	8	1	3	62.50	65.22	0.00	62.50
25	**TOTAL UNIT**	8	7	0	1	1	0	0	1	88.89	100.00	0.00	50.00
26	**TOTAL UNIT**	44	9	16	19	3	1	0	2	93.62	90.00	100.00	90.48
	TOTAL STATEWIDE	423	151	68	204	724	149	227	348	36.88	50.33	23.05	36.96
CARIBOU													
07	**TOTAL UNIT**	16	1	13	2	37	4	19	14	30.19	20.00	40.63	12.50
09	**TOTAL UNIT**	0	0	0	0	1	0	0	1	0.00	0.00	0.00	0.00
11	**TOTAL UNIT**	22	0	0	22	100	0	0	100	18.03	0.00	0.00	18.03
12	**TOTAL UNIT**	299	0	0	299	412	2	0	410	42.05	0.00	0.00	42.17
13	**TOTAL UNIT**	2637	95	1241	1301	1309	7	214	1088	66.83	93.14	85.29	54.46
14	**TOTAL UNIT**	13	0	9	4	9	0	2	7	59.09	0.00	81.82	36.36
15	**TOTAL UNIT**	2	0	2	0	1	0	0	1	66.67	0.00	100.00	0.00
18	**TOTAL UNIT**	20	0	0	20	3	0	0	3	86.96	0.00	0.00	86.96
20	**TOTAL UNIT**	659	52	177	430	1585	38	215	1332	29.37	57.78	45.15	24.40
25	**TOTAL UNIT**	7	1	4	2	51	1	28	22	12.07	50.00	12.50	8.33
26	**TOTAL UNIT**	79	56	23	0	0	0	0	0	100.00	100.00	100.00	0.00
27	**TOTAL UNIT**	3	0	1	2	0	0	0	0	100.00	0.00	100.00	100.00
	TOTAL STATEWIDE	3757	205	1470	2082	3508	52	478	2978	51.71	79.77	75.46	41.15

1991-92 COMMERCIAL SERVICES INFORMATION BY SPECIES

GMU	TYPE	SUCCESSFUL HUNTERS TOTAL	SUCCESSFUL HUNTERS SERVICES USED	SUCCESSFUL HUNTERS SERVICES NOT USED	SUCCESSFUL HUNTERS UNKN	UNSUCCESSFUL HUNTERS TOTAL	UNSUCCESSFUL HUNTERS SERVICES USED	UNSUCCESSFUL HUNTERS SERVICES NOT USED	UNSUCCESSFUL HUNTERS UNKN	PERCENT SUCCESSFUL HUNTERS TOTAL	PERCENT SUCCESSFUL HUNTERS SERVICES USED	PERCENT SUCCESSFUL HUNTERS SERVICES NOT USED	PERCENT SUCCESSFUL HUNTERS UNKN
DEER													
03	**TOTAL UNIT**	214	0	166	48	389	0	245	144	35.49	0.00	40.39	25.00
	TOTAL STATEWIDE	214	0	166	48	389	0	245	144	35.49	0.00	40.39	25.00
ELK													
08	**TOTAL UNIT**	101	14	10	77	479	26	25	428	17.41	35.00	28.57	15.25
	TOTAL STATEWIDE	101	14	10	77	479	26	25	428	17.41	35.00	28.57	15.25
MOOSE													
01	**TOTAL UNIT**	77	3	29	45	489	17	169	303	13.60	15.00	14.65	12.93
03	**TOTAL UNIT**	9	0	7	2	121	3	76	42	6.92	0.00	8.43	4.55
05	**TOTAL UNIT**	69	12	0	57	146	24	12	110	32.09	33.33	0.00	34.13
06	**TOTAL UNIT**	200	53	70	77	257	29	35	193	43.76	64.63	66.67	28.52
07	**TOTAL UNIT**	102	11	61	30	431	32	272	127	19.14	25.58	18.32	19.11
09	**TOTAL UNIT**	236	104	66	66	378	105	102	171	38.44	49.76	39.29	27.85
11	**TOTAL UNIT**	42	6	21	15	145	9	73	63	22.46	40.00	22.34	19.23
12	**TOTAL UNIT**	110	14	68	28	305	28	135	142	26.51	33.33	33.50	16.47
13	**TOTAL UNIT**	689	49	370	270	2350	98	1042	1210	22.67	33.33	26.20	18.24
14	**TOTAL UNIT**	804	22	553	229	3260	58	2049	1153	19.78	27.50	21.25	16.57
15	**TOTAL UNIT**	570	35	375	160	2254	61	1362	831	20.18	36.46	21.59	16.15
16	**TOTAL UNIT**	402	64	220	118	1363	164	709	490	22.78	28.07	23.68	19.41
17	**TOTAL UNIT**	268	104	99	65	519	182	172	165	34.05	36.36	36.53	28.26
18	**TOTAL UNIT**	64	6	39	19	118	4	53	61	35.16	60.00	42.39	23.75
19	**TOTAL UNIT**	476	171	156	149	534	177	166	191	47.13	49.14	48.45	43.82
20	**TOTAL UNIT**	1295	89	825	381	4501	146	2430	1925	22.34	37.87	25.35	16.52
21	**TOTAL UNIT**	680	99	367	214	460	72	216	172	59.65	57.89	62.95	55.44
22	**TOTAL UNIT**	301	20	191	90	352	19	183	150	46.09	51.28	51.07	37.50
23	**TOTAL UNIT**	176	96	44	36	171	77	46	48	50.72	55.49	48.89	42.86
24	**TOTAL UNIT**	144	36	73	35	171	26	92	53	45.71	58.06	44.24	39.77
25	**TOTAL UNIT**	169	34	75	60	292	43	133	116	36.66	44.16	36.06	34.09
26	**TOTAL UNIT**	101	67	24	10	65	29	17	19	60.84	69.79	58.54	34.48
27	**TOTAL UNIT**	35	7	13	15	294	20	66	208	10.64	25.93	16.46	6.73
	TOTAL STATEWIDE	7019	1102	3746	2171	18976	1423	9610	7943	27.00	43.64	28.05	21.47

1991-92 COMMERCIAL SERVICES INFORMATION BY SPECIES

GMU	TYPE	SUCCESSFUL HUNTERS TOTAL	SUCCESSFUL HUNTERS SERVICES USED	SUCCESSFUL HUNTERS SERVICES NOT USED	SUCCESSFUL HUNTERS UNKN	UNSUCCESSFUL HUNTERS TOTAL	UNSUCCESSFUL HUNTERS SERVICES USED	UNSUCCESSFUL HUNTERS SERVICES NOT USED	UNSUCCESSFUL HUNTERS UNKN	PERCENT SUCCESSFUL HUNTERS TOTAL	PERCENT SUCCESSFUL HUNTERS SERVICES USED	PERCENT SUCCESSFUL HUNTERS SERVICES NOT USED	PERCENT SUCCESSFUL HUNTERS UNKN
MT. GOAT													
01	**TOTAL UNIT**	81	15	19	47	342	32	118	192	19.15	31.91	13.87	19.67
04	**TOTAL UNIT**	29	6	21	2	85	8	74	3	25.44	42.86	22.11	40.00
05	**TOTAL UNIT**	8	4	3	1	8	4	3	1	50.00	50.00	50.00	50.00
06	**TOTAL UNIT**	50	20	0	30	60	4	4	52	45.45	83.33	0.00	36.59
07	**TOTAL UNIT**	73	4	15	54	197	11	39	147	27.04	26.67	27.78	26.87
08	**TOTAL UNIT**	32	12	4	16	34	16	6	12	48.48	42.86	40.00	57.14
11	**TOTAL UNIT**	25	0	0	25	17	0	0	17	59.52	0.00	0.00	59.52
13	**TOTAL UNIT**	8	2	4	2	9	1	4	4	47.06	66.67	50.00	33.33
14	**TOTAL UNIT**	40	9	26	5	62	9	33	20	39.22	50.00	44.07	20.00
15	**TOTAL UNIT**	57	19	10	28	97	12	23	62	37.01	61.29	30.30	31.11
	TOTAL STATEWIDE	403	91	102	210	911	97	304	510	30.67	48.40	25.12	29.17
MUSKOX													
18	**TOTAL UNIT**	102	0	0	102	0	0	0	0	100.00	0.00	0.00	100.00
26	**TOTAL UNIT**	4	0	2	2	0	0	0	0	100.00	0.00	100.00	100.00
	TOTAL STATEWIDE	106	0	2	104	0	0	0	0	100.00	0.00	100.00	100.00
SHEEP													
07	**TOTAL UNIT**	14	4	8	2	79	7	43	29	15.05	36.36	15.69	6.45
09	**TOTAL UNIT**	2	0	1	1	4	0	3	1	33.33	0.00	25.00	50.00
11	**TOTAL UNIT**	170	44	93	33	228	35	102	91	42.71	55.70	47.69	26.61
12	**TOTAL UNIT**	324	186	82	56	260	77	94	89	55.48	70.72	46.59	38.62
13	**TOTAL UNIT**	148	70	49	29	481	73	246	162	23.53	48.95	16.61	15.18
14	**TOTAL UNIT**	137	28	80	29	310	11	192	107	30.65	71.79	29.41	21.32
15	**TOTAL UNIT**	26	9	12	5	94	19	46	29	21.67	32.14	20.69	14.71
16	**TOTAL UNIT**	15	8	7	0	22	11	6	5	40.54	42.11	53.85	0.00
19	**TOTAL UNIT**	122	82	21	19	93	36	25	32	56.74	69.49	45.65	37.25
20	**TOTAL UNIT**	171	67	67	37	332	66	177	89	34.00	50.38	27.46	29.37
23	**TOTAL UNIT**	11	7	1	3	9	6	1	2	55.00	53.85	50.00	60.00
24	**TOTAL UNIT**	28	14	11	3	51	12	24	15	35.44	53.85	31.43	16.67
25	**TOTAL UNIT**	61	42	8	11	67	23	29	15	47.66	64.62	21.62	42.31
26	**TOTAL UNIT**	201	133	40	28	175	41	79	55	53.46	76.44	33.61	33.73
27	**TOTAL UNIT**	2	1	0	1	26	4	4	18	7.14	20.00	0.00	5.26
	TOTAL STATEWIDE	1432	695	480	257	2231	421	1071	739	39.09	62.28	30.95	25.80

1991-92 TRANSPORTATION METHODS BY SPECIES: BEAVER

UNIT	SUCCESS	AIRPLANE NUMBER	%	HORSE/ DOG TEAM NUMBER	%	BOAT NUMBER	%	3-OR-4 WHEELER NUMBER	%	SNOWMACHINE NUMBER	%	OFF ROAD VEHICLE NUMBER	%	HIGHWAY VEHICLE NUMBER	%	WALKING (BEARS ONLY) NUMBER	%	UNKNOWN NUMBER	%	TOTAL NUMBER
Unit 01																				
Unit/Subunit 01A																				
	SUCCESSFUL	0	0.00	0	0.00	18	45.00	8	20.00	0	0.00	1	2.50	12	30.00			1	2.50	40
	UNSUCCESSFUL	n/a	n/a	n/a	n/a	n/a	n/a	n/a	n/a	n/a	n/a	n/a	n/a	n/a	n/a			n/a	n/a	n/a
	TOTAL	0	0.00	0	0.00	18	45.00	8	20.00	0	0.00	1	2.50	12	30.00			1	2.50	40
Unit/Subunit 01C																				
	SUCCESSFUL	0	0.00	0	0.00	3	100.00	0	0.00	0	0.00	0	0.00	0	0.00			0	0.00	3
	UNSUCCESSFUL	n/a	n/a	n/a	n/a	n/a	n/a	n/a	n/a	n/a	n/a	n/a	n/a	n/a	n/a			n/a	n/a	n/a
	TOTAL	0	0.00	0	0.00	3	100.00	0	0.00	0	0.00	0	0.00	0	0.00			0	0.00	3
TOTAL UNIT																				
	SUCCESSFUL	0	0.00	0	0.00	21	48.84	8	18.60	0	0.00	1	2.33	12	27.91			1	2.33	43
	UNSUCCESSFUL	n/a	n/a	n/a	n/a	n/a	n/a	n/a	n/a	n/a	n/a	n/a	n/a	n/a	n/a			n/a	n/a	n/a
	TOTAL	0	0.00	0	0.00	21	48.84	8	18.60	0	0.00	1	2.33	12	27.91			1	2.33	43
Unit 02																				
TOTAL UNIT																				
	SUCCESSFUL	0	0.00	0	0.00	64	24.62	3	1.15	0	0.00	0	0.00	193	74.23			0	0.00	260
	UNSUCCESSFUL	n/a	n/a	n/a	n/a	n/a	n/a	n/a	n/a	n/a	n/a	n/a	n/a	n/a	n/a			n/a	n/a	n/a
	TOTAL	0	0.00	0	0.00	64	24.62	3	1.15	0	0.00	0	0.00	193	74.23			0	0.00	260
Unit 03																				
TOTAL UNIT																				
	SUCCESSFUL	0	0.00	1	1.25	15	18.75	0	0.00	0	0.00	0	0.00	62	77.50			2	2.50	80
	UNSUCCESSFUL	n/a	n/a	n/a	n/a	n/a	n/a	n/a	n/a	n/a	n/a	n/a	n/a	n/a	n/a			n/a	n/a	n/a
	TOTAL	0	0.00	1	1.25	15	18.75	0	0.00	0	0.00	0	0.00	62	77.50			2	2.50	80
Unit 04																				
TOTAL UNIT																				
	SUCCESSFUL	0	0.00	0	0.00	11	100.00	0	0.00	0	0.00	0	0.00	0	0.00			0	0.00	11
	UNSUCCESSFUL	n/a	n/a	n/a	n/a	n/a	n/a	n/a	n/a	n/a	n/a	n/a	n/a	n/a	n/a			n/a	n/a	n/a
	TOTAL	0	0.00	0	0.00	11	100.00	0	0.00	0	0.00	0	0.00	0	0.00			0	0.00	11
Unit 05																				
Unit/Subunit 05A																				
	SUCCESSFUL	1	50.00	0	0.00	0	0.00	0	0.00	0	0.00	0	0.00	1	50.00			0	0.00	2
	UNSUCCESSFUL	n/a	n/a	n/a	n/a	n/a	n/a	n/a	n/a	n/a	n/a	n/a	n/a	n/a	n/a			n/a	n/a	n/a
	TOTAL	1	50.00	0	0.00	0	0.00	0	0.00	0	0.00	0	0.00	1	50.00			0	0.00	2
TOTAL UNIT																				
	SUCCESSFUL	1	50.00	0	0.00	0	0.00	0	0.00	0	0.00	0	0.00	1	50.00			0	0.00	2
	UNSUCCESSFUL	n/a	n/a	n/a	n/a	n/a	n/a	n/a	n/a	n/a	n/a	n/a	n/a	n/a	n/a			n/a	n/a	n/a
	TOTAL	1	50.00	0	0.00	0	0.00	0	0.00	0	0.00	0	0.00	1	50.00			0	0.00	2

1991-92 TRANSPORTATION METHODS BY SPECIES: BEAVER

UNIT	SUCCESS	AIRPLANE NUMBER	%	HORSE/ DOG TEAM NUMBER	%	BOAT NUMBER	%	3-OR-4 WHEELER NUMBER	%	SNOWMACHINE NUMBER	%	OFF ROAD VEHICLE NUMBER	%	HIGHWAY VEHICLE NUMBER	%	WALKING (BEARS ONLY) NUMBER	%	UNKNOWN NUMBER	%	TOTAL NUMBER
Unit 06																				
Unit/Subunit 06C																				
	SUCCESSFUL	0	0.00	0	0.00	7	11.67	0	0.00	0	0.00	0	0.00	53	88.33			0	0.00	60
	UNSUCCESSFUL	n/a	n/a	n/a	n/a	n/a	n/a	n/a	n/a	n/a	n/a	n/a	n/a	n/a	n/a			n/a	n/a	n/a
	TOTAL	0	0.00	0	0.00	7	11.67	0	0.00	0	0.00	0	0.00	53	88.33			0	0.00	60
Unit/Subunit 06D																				
	SUCCESSFUL	0	0.00	0	0.00	0	0.00	0	0.00	0	0.00	0	0.00	1	100.00			0	0.00	1
	UNSUCCESSFUL	n/a	n/a	n/a	n/a	n/a	n/a	n/a	n/a	n/a	n/a	n/a	n/a	n/a	n/a			n/a	n/a	n/a
	TOTAL	0	0.00	0	0.00	0	0.00	0	0.00	0	0.00	0	0.00	1	100.00			0	0.00	1
TOTAL UNIT																				
	SUCCESSFUL	0	0.00	0	0.00	7	11.48	0	0.00	0	0.00	0	0.00	54	88.52			0	0.00	61
	UNSUCCESSFUL	n/a	n/a	n/a	n/a	n/a	n/a	n/a	n/a	n/a	n/a	n/a	n/a	n/a	n/a			n/a	n/a	n/a
	TOTAL	0	0.00	0	0.00	7	11.48	0	0.00	0	0.00	0	0.00	54	88.52			0	0.00	61
Unit 07																				
TOTAL UNIT																				
	SUCCESSFUL	0	0.00	4	11.76	0	0.00	0	0.00	7	20.59	0	0.00	23	67.65			0	0.00	34
	UNSUCCESSFUL	n/a	n/a	n/a	n/a	n/a	n/a	n/a	n/a	n/a	n/a	n/a	n/a	n/a	n/a			n/a	n/a	n/a
	TOTAL	0	0.00	4	11.76	0	0.00	0	0.00	7	20.59	0	0.00	23	67.65			0	0.00	34
Unit 08																				
TOTAL UNIT																				
	SUCCESSFUL	14	19.18	7	9.59	38	52.05	9	12.33	1	1.37	0	0.00	1	1.37			3	4.11	73
	UNSUCCESSFUL	n/a	n/a	n/a	n/a	n/a	n/a	n/a	n/a	n/a	n/a	n/a	n/a	n/a	n/a			n/a	n/a	n/a
	TOTAL	14	19.18	7	9.59	38	52.05	9	12.33	1	1.37	0	0.00	1	1.37			3	4.11	73
Unit 09																				
Unit/Subunit 09B																				
	SUCCESSFUL	1	0.64	9	5.77	0	0.00	11	7.05	115	73.72	0	0.00	0	0.00			20	12.82	156
	UNSUCCESSFUL	n/a	n/a	n/a	n/a	n/a	n/a	n/a	n/a	n/a	n/a	n/a	n/a	n/a	n/a			n/a	n/a	n/a
	TOTAL	1	0.64	9	5.77	0	0.00	11	7.05	115	73.72	0	0.00	0	0.00			20	12.82	156
Unit/Subunit 09C																				
	SUCCESSFUL	0	0.00	0	0.00	1	1.10	14	15.38	35	38.46	0	0.00	0	0.00			41	45.05	91
	UNSUCCESSFUL	n/a	n/a	n/a	n/a	n/a	n/a	n/a	n/a	n/a	n/a	n/a	n/a	n/a	n/a			n/a	n/a	n/a
	TOTAL	0	0.00	0	0.00	1	1.10	14	15.38	35	38.46	0	0.00	0	0.00			41	45.05	91
Unit/Subunit 09E																				
	SUCCESSFUL	2	2.00	0	0.00	0	0.00	96	96.00	2	2.00	0	0.00	0	0.00			0	0.00	100
	UNSUCCESSFUL	n/a	n/a	n/a	n/a	n/a	n/a	n/a	n/a	n/a	n/a	n/a	n/a	n/a	n/a			n/a	n/a	n/a
	TOTAL	2	2.00	0	0.00	0	0.00	96	96.00	2	2.00	0	0.00	0	0.00			0	0.00	100
TOTAL UNIT																				
	SUCCESSFUL	3	0.86	9	2.59	1	0.29	121	34.87	152	43.80	0	0.00	0	0.00			61	17.58	347
	UNSUCCESSFUL	n/a	n/a	n/a	n/a	n/a	n/a	n/a	n/a	n/a	n/a	n/a	n/a	n/a	n/a			n/a	n/a	n/a
	TOTAL	3	0.86	9	2.59	1	0.29	121	34.87	152	43.80	0	0.00	0	0.00			61	17.58	347

1991-92 TRANSPORTATION METHODS BY SPECIES: BEAVER

UNIT	SUCCESS	AIRPLANE NUMBER	%	HORSE/ DOG TEAM NUMBER	%	BOAT NUMBER	%	3-OR-4 WHEELER NUMBER	%	SNOWMACHINE NUMBER	%	OFF ROAD VEHICLE NUMBER	%	HIGHWAY VEHICLE NUMBER	%	WALKING (BEARS ONLY) NUMBER	%	UNKNOWN NUMBER	%	TOTAL NUMBER
Unit 11																				
TOTAL UNIT																				
	SUCCESSFUL	0	0.00	0	0.00	0	0.00	0	0.00	0	0.00	0	0.00	0	0.00			4	100.00	4
	UNSUCCESSFUL	n/a	n/a	n/a	n/a	n/a	n/a	n/a	n/a	n/a	n/a	n/a	n/a	n/a	n/a			n/a	n/a	n/a
	TOTAL	0	0.00	0	0.00	0	0.00	0	0.00	0	0.00	0	0.00	0	0.00			4	100.00	4
Unit 12																				
TOTAL UNIT																				
	SUCCESSFUL	0	0.00	1	2.50	0	0.00	0	0.00	27	67.50	0	0.00	0	0.00			12	30.00	40
	UNSUCCESSFUL	n/a	n/a	n/a	n/a	n/a	n/a	n/a	n/a	n/a	n/a	n/a	n/a	n/a	n/a			n/a	n/a	n/a
	TOTAL	0	0.00	1	2.50	0	0.00	0	0.00	27	67.50	0	0.00	0	0.00			12	30.00	40
Unit 13																				
Unit/Subunit 13A																				
	SUCCESSFUL	0	0.00	0	0.00	0	0.00	2	20.00	8	80.00	0	0.00	0	0.00			0	0.00	10
	UNSUCCESSFUL	n/a	n/a	n/a	n/a	n/a	n/a	n/a	n/a	n/a	n/a	n/a	n/a	n/a	n/a			n/a	n/a	n/a
	TOTAL	0	0.00	0	0.00	0	0.00	2	20.00	8	80.00	0	0.00	0	0.00			0	0.00	10
Unit/Subunit 13B																				
	SUCCESSFUL	0	0.00	3	6.52	0	0.00	8	17.39	28	60.87	0	0.00	7	15.22			0	0.00	46
	UNSUCCESSFUL	n/a	n/a	n/a	n/a	n/a	n/a	n/a	n/a	n/a	n/a	n/a	n/a	n/a	n/a			n/a	n/a	n/a
	TOTAL	0	0.00	3	6.52	0	0.00	8	17.39	28	60.87	0	0.00	7	15.22			0	0.00	46
Unit/Subunit 13C																				
	SUCCESSFUL	0	0.00	0	0.00	0	0.00	0	0.00	4	66.67	0	0.00	2	33.33			0	0.00	6
	UNSUCCESSFUL	n/a	n/a	n/a	n/a	n/a	n/a	n/a	n/a	n/a	n/a	n/a	n/a	n/a	n/a			n/a	n/a	n/a
	TOTAL	0	0.00	0	0.00	0	0.00	0	0.00	4	66.67	0	0.00	2	33.33			0	0.00	6
Unit/Subunit 13D																				
	SUCCESSFUL	0	0.00	3	10.34	0	0.00	3	10.34	7	24.14	0	0.00	16	55.17			0	0.00	29
	UNSUCCESSFUL	n/a	n/a	n/a	n/a	n/a	n/a	n/a	n/a	n/a	n/a	n/a	n/a	n/a	n/a			n/a	n/a	n/a
	TOTAL	0	0.00	3	10.34	0	0.00	3	10.34	7	24.14	0	0.00	16	55.17			0	0.00	29
Unit/Subunit 13E																				
	SUCCESSFUL	0	0.00	9	10.71	0	0.00	0	0.00	70	83.33	0	0.00	1	1.19			4	4.76	84
	UNSUCCESSFUL	n/a	n/a	n/a	n/a	n/a	n/a	n/a	n/a	n/a	n/a	n/a	n/a	n/a	n/a			n/a	n/a	n/a
	TOTAL	0	0.00	9	10.71	0	0.00	0	0.00	70	83.33	0	0.00	1	1.19			4	4.76	84
TOTAL UNIT																				
	SUCCESSFUL	0	0.00	15	8.57	0	0.00	13	7.43	117	66.86	0	0.00	26	14.86			4	2.29	175
	UNSUCCESSFUL	n/a	n/a	n/a	n/a	n/a	n/a	n/a	n/a	n/a	n/a	n/a	n/a	n/a	n/a			n/a	n/a	n/a
	TOTAL	0	0.00	15	8.57	0	0.00	13	7.43	117	66.86	0	0.00	26	14.86			4	2.29	175
Unit 14																				
Unit/Subunit 14A																				
	SUCCESSFUL	0	0.00	21	17.95	0	0.00	1	0.85	64	54.70	2	1.71	19	16.24			10	8.55	117
	UNSUCCESSFUL	n/a	n/a	n/a	n/a	n/a	n/a	n/a	n/a	n/a	n/a	n/a	n/a	n/a	n/a			n/a	n/a	n/a
	TOTAL	0	0.00	21	17.95	0	0.00	1	0.85	64	54.70	2	1.71	19	16.24			10	8.55	117

1991-92 TRANSPORTATION METHODS BY SPECIES: BEAVER

UNIT	SUCCESS	AIRPLANE NUMBER	%	HORSE/ DOG TEAM NUMBER	%	BOAT NUMBER	%	3-OR-4 WHEELER NUMBER	%	SNOWMACHINE NUMBER	%	OFF ROAD VEHICLE NUMBER	%	HIGHWAY VEHICLE NUMBER	%	WALKING (BEARS ONLY) NUMBER	%	UNKNOWN NUMBER	%	TOTAL NUMBER
Unit 14																				
Unit/Subunit 14B																				
	SUCCESSFUL	0	0.00	22	24.44	0	0.00	0	0.00	61	67.78	0	0.00	7	7.78			0	0.00	90
	UNSUCCESSFUL	n/a	n/a	n/a	n/a	n/a	n/a	n/a	n/a	n/a	n/a	n/a	n/a	n/a	n/a			n/a	n/a	n/a
	TOTAL	0	0.00	22	24.44	0	0.00	0	0.00	61	67.78	0	0.00	7	7.78			0	0.00	90
Unit/Subunit 14C																				
	SUCCESSFUL	0	0.00	2	14.29	0	0.00	0	0.00	5	35.71	0	0.00	7	50.00			0	0.00	14
	UNSUCCESSFUL	n/a	n/a	n/a	n/a	n/a	n/a	n/a	n/a	n/a	n/a	n/a	n/a	n/a	n/a			n/a	n/a	n/a
	TOTAL	0	0.00	2	14.29	0	0.00	0	0.00	5	35.71	0	0.00	7	50.00			0	0.00	14
TOTAL UNIT																				
	SUCCESSFUL	0	0.00	45	20.36	0	0.00	1	0.45	130	58.82	2	0.90	33	14.93			10	4.52	221
	UNSUCCESSFUL	n/a	n/a	n/a	n/a	n/a	n/a	n/a	n/a	n/a	n/a	n/a	n/a	n/a	n/a			n/a	n/a	n/a
	TOTAL	0	0.00	45	20.36	0	0.00	1	0.45	130	58.82	2	0.90	33	14.93			10	4.52	221
Unit 15																				
Unit/Subunit 15A																				
	SUCCESSFUL	1	5.56	4	22.22	0	0.00	0	0.00	10	55.56	0	0.00	3	16.67			0	0.00	18
	UNSUCCESSFUL	n/a	n/a	n/a	n/a	n/a	n/a	n/a	n/a	n/a	n/a	n/a	n/a	n/a	n/a			n/a	n/a	n/a
	TOTAL	1	5.56	4	22.22	0	0.00	0	0.00	10	55.56	0	0.00	3	16.67			0	0.00	18
Unit/Subunit 15B																				
	SUCCESSFUL	0	0.00	0	0.00	0	0.00	0	0.00	5	100.00	0	0.00	0	0.00			0	0.00	5
	UNSUCCESSFUL	n/a	n/a	n/a	n/a	n/a	n/a	n/a	n/a	n/a	n/a	n/a	n/a	n/a	n/a			n/a	n/a	n/a
	TOTAL	0	0.00	0	0.00	0	0.00	0	0.00	5	100.00	0	0.00	0	0.00			0	0.00	5
Unit/Subunit 15C																				
	SUCCESSFUL	0	0.00	3	33.33	0	0.00	0	0.00	0	0.00	0	0.00	6	66.67			0	0.00	9
	UNSUCCESSFUL	n/a	n/a	n/a	n/a	n/a	n/a	n/a	n/a	n/a	n/a	n/a	n/a	n/a	n/a			n/a	n/a	n/a
	TOTAL	0	0.00	3	33.33	0	0.00	0	0.00	0	0.00	0	0.00	6	66.67			0	0.00	9
TOTAL UNIT																				
	SUCCESSFUL	1	3.13	7	21.88	0	0.00	0	0.00	15	46.88	0	0.00	9	28.13			0	0.00	32
	UNSUCCESSFUL	n/a	n/a	n/a	n/a	n/a	n/a	n/a	n/a	n/a	n/a	n/a	n/a	n/a	n/a			n/a	n/a	n/a
	TOTAL	1	3.13	7	21.88	0	0.00	0	0.00	15	46.88	0	0.00	9	28.13			0	0.00	32
Unit 16																				
Unit/Subunit 16A																				
	SUCCESSFUL	0	0.00	3	10.00	1	3.33	0	0.00	19	63.33	0	0.00	7	23.33			0	0.00	30
	UNSUCCESSFUL	n/a	n/a	n/a	n/a	n/a	n/a	n/a	n/a	n/a	n/a	n/a	n/a	n/a	n/a			n/a	n/a	n/a
	TOTAL	0	0.00	3	10.00	1	3.33	0	0.00	19	63.33	0	0.00	7	23.33			0	0.00	30
Unit/Subunit 16B																				
	SUCCESSFUL	14	7.45	1	0.53	0	0.00	0	0.00	162	86.17	0	0.00	1	0.53			10	5.32	188
	UNSUCCESSFUL	n/a	n/a	n/a	n/a	n/a	n/a	n/a	n/a	n/a	n/a	n/a	n/a	n/a	n/a			n/a	n/a	n/a
	TOTAL	14	7.45	1	0.53	0	0.00	0	0.00	162	86.17	0	0.00	1	0.53			10	5.32	188
TOTAL UNIT																				
	SUCCESSFUL	14	6.42	4	1.83	1	0.46	0	0.00	181	83.03	0	0.00	8	3.67			10	4.59	218
	UNSUCCESSFUL	n/a	n/a	n/a	n/a	n/a	n/a	n/a	n/a	n/a	n/a	n/a	n/a	n/a	n/a			n/a	n/a	n/a
	TOTAL	14	6.42	4	1.83	1	0.46	0	0.00	181	83.03	0	0.00	8	3.67			10	4.59	218

1991-92 TRANSPORTATION METHODS BY SPECIES: BEAVER

UNIT	SUCCESS	AIRPLANE NUMBER	%	HORSE/ DOG TEAM NUMBER	%	BOAT NUMBER	%	3-OR-4 WHEELER NUMBER	%	SNOWMACHINE NUMBER	%	OFF ROAD VEHICLE NUMBER	%	HIGHWAY VEHICLE NUMBER	%	WALKING (BEARS ONLY) NUMBER	%	UNKNOWN NUMBER	%	TOTAL NUMBER
Unit 17																				
Unit/Subunit 17A																				
	SUCCESSFUL	0	0.00	0	0.00	0	0.00	0	0.00	177	100.00	0	0.00	0	0.00			0	0.00	177
	UNSUCCESSFUL	n/a	n/a	n/a	n/a	n/a	n/a	n/a	n/a	n/a	n/a	n/a	n/a	n/a	n/a			n/a	n/a	n/a
	TOTAL	0	0.00	0	0.00	0	0.00	0	0.00	177	100.00	0	0.00	0	0.00			0	0.00	177
Unit/Subunit 17B																				
	SUCCESSFUL	1	0.26	0	0.00	1	0.26	0	0.00	358	93.96	0	0.00	0	0.00			21	5.51	381
	UNSUCCESSFUL	n/a	n/a	n/a	n/a	n/a	n/a	n/a	n/a	n/a	n/a	n/a	n/a	n/a	n/a			n/a	n/a	n/a
	TOTAL	1	0.26	0	0.00	1	0.26	0	0.00	358	93.96	0	0.00	0	0.00			21	5.51	381
Unit/Subunit 17C																				
	SUCCESSFUL	0	0.00	2	0.32	0	0.00	18	2.88	599	95.84	0	0.00	0	0.00			6	0.96	625
	UNSUCCESSFUL	n/a	n/a	n/a	n/a	n/a	n/a	n/a	n/a	n/a	n/a	n/a	n/a	n/a	n/a			n/a	n/a	n/a
	TOTAL	0	0.00	2	0.32	0	0.00	18	2.88	599	95.84	0	0.00	0	0.00			6	0.96	625
TOTAL UNIT																				
	SUCCESSFUL	1	0.08	2	0.17	1	0.08	18	1.52	1134	95.86	0	0.00	0	0.00			27	2.28	1183
	UNSUCCESSFUL	n/a	n/a	n/a	n/a	n/a	n/a	n/a	n/a	n/a	n/a	n/a	n/a	n/a	n/a			n/a	n/a	n/a
	TOTAL	1	0.08	2	0.17	1	0.08	18	1.52	1134	95.86	0	0.00	0	0.00			27	2.28	1183
Unit 18																				
TOTAL UNIT																				
	SUCCESSFUL	0	0.00	38	2.66	24	1.68	1	0.07	1317	92.36	10	0.70	0	0.00			36	2.52	1426
	UNSUCCESSFUL	n/a	n/a	n/a	n/a	n/a	n/a	n/a	n/a	n/a	n/a	n/a	n/a	n/a	n/a			n/a	n/a	n/a
	TOTAL	0	0.00	38	2.66	24	1.68	1	0.07	1317	92.36	10	0.70	0	0.00			36	2.52	1426
Unit 19																				
Unit/Subunit 19A																				
	SUCCESSFUL	0	0.00	0	0.00	5	3.38	0	0.00	143	96.62	0	0.00	0	0.00			0	0.00	148
	UNSUCCESSFUL	n/a	n/a	n/a	n/a	n/a	n/a	n/a	n/a	n/a	n/a	n/a	n/a	n/a	n/a			n/a	n/a	n/a
	TOTAL	0	0.00	0	0.00	5	3.38	0	0.00	143	96.62	0	0.00	0	0.00			0	0.00	148
Unit/Subunit 19B																				
	SUCCESSFUL	0	0.00	8	25.00	0	0.00	9	28.13	15	46.88	0	0.00	0	0.00			0	0.00	32
	UNSUCCESSFUL	n/a	n/a	n/a	n/a	n/a	n/a	n/a	n/a	n/a	n/a	n/a	n/a	n/a	n/a			n/a	n/a	n/a
	TOTAL	0	0.00	8	25.00	0	0.00	9	28.13	15	46.88	0	0.00	0	0.00			0	0.00	32
Unit/Subunit 19C																				
	SUCCESSFUL	2	50.00	2	50.00	0	0.00	0	0.00	0	0.00	0	0.00	0	0.00			0	0.00	4
	UNSUCCESSFUL	n/a	n/a	n/a	n/a	n/a	n/a	n/a	n/a	n/a	n/a	n/a	n/a	n/a	n/a			n/a	n/a	n/a
	TOTAL	2	50.00	2	50.00	0	0.00	0	0.00	0	0.00	0	0.00	0	0.00			0	0.00	4
Unit/Subunit 19D																				
	SUCCESSFUL	21	10.50	82	41.00	0	0.00	0	0.00	95	47.50	0	0.00	0	0.00			2	1.00	200
	UNSUCCESSFUL	n/a	n/a	n/a	n/a	n/a	n/a	n/a	n/a	n/a	n/a	n/a	n/a	n/a	n/a			n/a	n/a	n/a
	TOTAL	21	10.50	82	41.00	0	0.00	0	0.00	95	47.50	0	0.00	0	0.00			2	1.00	200

1991-92 TRANSPORTATION METHODS BY SPECIES: BEAVER

UNIT	SUCCESS	AIRPLANE NUMBER	%	HORSE/ DOG TEAM NUMBER	%	BOAT NUMBER	%	3-OR-4 WHEELER NUMBER	%	SNOWMACHINE NUMBER	%	OFF ROAD VEHICLE NUMBER	%	HIGHWAY VEHICLE NUMBER	%	WALKING (BEARS ONLY) NUMBER	%	UNKNOWN NUMBER	%	TOTAL NUMBER
Unit 19																				
TOTAL UNIT																				
	SUCCESSFUL	23	5.99	92	23.96	5	1.30	9	2.34	253	65.89	0	0.00	0	0.00			2	0.52	384
	UNSUCCESSFUL	n/a	n/a	n/a	n/a	n/a	n/a	n/a	n/a	n/a	n/a	n/a	n/a	n/a	n/a			n/a	n/a	n/a
	TOTAL	23	5.99	92	23.96	5	1.30	9	2.34	253	65.89	0	0.00	0	0.00			2	0.52	384
Unit 20																				
Unit/Subunit 20A																				
	SUCCESSFUL	0	0.00	0	0.00	0	0.00	0	0.00	35	89.74	0	0.00	4	10.26			0	0.00	39
	UNSUCCESSFUL	n/a	n/a	n/a	n/a	n/a	n/a	n/a	n/a	n/a	n/a	n/a	n/a	n/a	n/a			n/a	n/a	n/a
	TOTAL	0	0.00	0	0.00	0	0.00	0	0.00	35	89.74	0	0.00	4	10.26			0	0.00	39
Unit/Subunit 20B																				
	SUCCESSFUL	0	0.00	14	3.11	0	0.00	3	0.67	360	80.00	0	0.00	43	9.56			30	6.67	450
	UNSUCCESSFUL	n/a	n/a	n/a	n/a	n/a	n/a	n/a	n/a	n/a	n/a	n/a	n/a	n/a	n/a			n/a	n/a	n/a
	TOTAL	0	0.00	14	3.11	0	0.00	3	0.67	360	80.00	0	0.00	43	9.56			30	6.67	450
Unit/Subunit 20C																				
	SUCCESSFUL	1	0.54	59	31.72	0	0.00	0	0.00	120	64.52	0	0.00	0	0.00			6	3.23	186
	UNSUCCESSFUL	n/a	n/a	n/a	n/a	n/a	n/a	n/a	n/a	n/a	n/a	n/a	n/a	n/a	n/a			n/a	n/a	n/a
	TOTAL	1	0.54	59	31.72	0	0.00	0	0.00	120	64.52	0	0.00	0	0.00			6	3.23	186
Unit/Subunit 20D																				
	SUCCESSFUL	0	0.00	0	0.00	3	8.57	0	0.00	32	91.43	0	0.00	0	0.00			0	0.00	35
	UNSUCCESSFUL	n/a	n/a	n/a	n/a	n/a	n/a	n/a	n/a	n/a	n/a	n/a	n/a	n/a	n/a			n/a	n/a	n/a
	TOTAL	0	0.00	0	0.00	3	8.57	0	0.00	32	91.43	0	0.00	0	0.00			0	0.00	35
Unit/Subunit 20E																				
	SUCCESSFUL	0	0.00	2	20.00	0	0.00	0	0.00	8	80.00	0	0.00	0	0.00			0	0.00	10
	UNSUCCESSFUL	n/a	n/a	n/a	n/a	n/a	n/a	n/a	n/a	n/a	n/a	n/a	n/a	n/a	n/a			n/a	n/a	n/a
	TOTAL	0	0.00	2	20.00	0	0.00	0	0.00	8	80.00	0	0.00	0	0.00			0	0.00	10
Unit/Subunit 20F																				
	SUCCESSFUL	0	0.00	0	0.00	0	0.00	0	0.00	16	100.00	0	0.00	0	0.00			0	0.00	16
	UNSUCCESSFUL	n/a	n/a	n/a	n/a	n/a	n/a	n/a	n/a	n/a	n/a	n/a	n/a	n/a	n/a			n/a	n/a	n/a
	TOTAL	0	0.00	0	0.00	0	0.00	0	0.00	16	100.00	0	0.00	0	0.00			0	0.00	16
TOTAL UNIT																				
	SUCCESSFUL	1	0.14	75	10.19	3	0.41	3	0.41	571	77.58	0	0.00	47	6.39			36	4.89	736
	UNSUCCESSFUL	n/a	n/a	n/a	n/a	n/a	n/a	n/a	n/a	n/a	n/a	n/a	n/a	n/a	n/a			n/a	n/a	n/a
	TOTAL	1	0.14	75	10.19	3	0.41	3	0.41	571	77.58	0	0.00	47	6.39			36	4.89	736
Unit 21																				
Unit/Subunit 21A																				
	SUCCESSFUL	0	0.00	0	0.00	0	0.00	0	0.00	32	100.00	0	0.00	0	0.00			0	0.00	32
	UNSUCCESSFUL	n/a	n/a	n/a	n/a	n/a	n/a	n/a	n/a	n/a	n/a	n/a	n/a	n/a	n/a			n/a	n/a	n/a
	TOTAL	0	0.00	0	0.00	0	0.00	0	0.00	32	100.00	0	0.00	0	0.00			0	0.00	32
Unit/Subunit 21B																				
	SUCCESSFUL	0	0.00	0	0.00	1	20.00	0	0.00	4	80.00	0	0.00	0	0.00			0	0.00	5
	UNSUCCESSFUL	n/a	n/a	n/a	n/a	n/a	n/a	n/a	n/a	n/a	n/a	n/a	n/a	n/a	n/a			n/a	n/a	n/a
	TOTAL	0	0.00	0	0.00	1	20.00	0	0.00	4	80.00	0	0.00	0	0.00			0	0.00	5

1991-92 TRANSPORTATION METHODS BY SPECIES: BEAVER

UNIT	SUCCESS	AIRPLANE NUMBER	%	HORSE/ DOG TEAM NUMBER	%	BOAT NUMBER	%	3-OR-4 WHEELER NUMBER	%	SNOWMACHINE NUMBER	%	OFF ROAD VEHICLE NUMBER	%	HIGHWAY VEHICLE NUMBER	%	WALKING (BEARS ONLY) NUMBER	%	UNKNOWN NUMBER	%	TOTAL NUMBER
Unit 21																				
Unit/Subunit 21D																				
	SUCCESSFUL	6	2.99	10	4.98	0	0.00	0	0.00	182	90.55	0	0.00	0	0.00			3	1.49	201
	UNSUCCESSFUL	n/a	n/a	n/a	n/a	n/a	n/a	n/a	n/a	n/a	n/a	n/a	n/a	n/a	n/a			n/a	n/a	n/a
	TOTAL	6	2.99	10	4.98	0	0.00	0	0.00	182	90.55	0	0.00	0	0.00			3	1.49	201
Unit/Subunit 21E																				
	SUCCESSFUL	0	0.00	20	24.69	0	0.00	0	0.00	61	75.31	0	0.00	0	0.00			0	0.00	81
	UNSUCCESSFUL	n/a	n/a	n/a	n/a	n/a	n/a	n/a	n/a	n/a	n/a	n/a	n/a	n/a	n/a			n/a	n/a	n/a
	TOTAL	0	0.00	20	24.69	0	0.00	0	0.00	61	75.31	0	0.00	0	0.00			0	0.00	81
TOTAL UNIT																				
	SUCCESSFUL	6	1.88	30	9.40	1	0.31	0	0.00	279	87.46	0	0.00	0	0.00			3	0.94	319
	UNSUCCESSFUL	n/a	n/a	n/a	n/a	n/a	n/a	n/a	n/a	n/a	n/a	n/a	n/a	n/a	n/a			n/a	n/a	n/a
	TOTAL	6	1.88	30	9.40	1	0.31	0	0.00	279	87.46	0	0.00	0	0.00			3	0.94	319
Unit 23																				
TOTAL UNIT																				
	SUCCESSFUL	0	0.00	0	0.00	2	28.57	0	0.00	5	71.43	0	0.00	0	0.00			0	0.00	7
	UNSUCCESSFUL	n/a	n/a	n/a	n/a	n/a	n/a	n/a	n/a	n/a	n/a	n/a	n/a	n/a	n/a			n/a	n/a	n/a
	TOTAL	0	0.00	0	0.00	2	28.57	0	0.00	5	71.43	0	0.00	0	0.00			0	0.00	7
Unit 24																				
TOTAL UNIT																				
	SUCCESSFUL	0	0.00	2	1.67	0	0.00	0	0.00	118	98.33	0	0.00	0	0.00			0	0.00	120
	UNSUCCESSFUL	n/a	n/a	n/a	n/a	n/a	n/a	n/a	n/a	n/a	n/a	n/a	n/a	n/a	n/a			n/a	n/a	n/a
	TOTAL	0	0.00	2	1.67	0	0.00	0	0.00	118	98.33	0	0.00	0	0.00			0	0.00	120
Unit 25																				
Unit/Subunit 25A																				
	SUCCESSFUL	0	0.00	0	0.00	0	0.00	0	0.00	6	100.00	0	0.00	0	0.00			0	0.00	6
	UNSUCCESSFUL	n/a	n/a	n/a	n/a	n/a	n/a	n/a	n/a	n/a	n/a	n/a	n/a	n/a	n/a			n/a	n/a	n/a
	TOTAL	0	0.00	0	0.00	0	0.00	0	0.00	6	100.00	0	0.00	0	0.00			0	0.00	6
Unit/Subunit 25B																				
	SUCCESSFUL	0	0.00	0	0.00	0	0.00	0	0.00	38	100.00	0	0.00	0	0.00			0	0.00	38
	UNSUCCESSFUL	n/a	n/a	n/a	n/a	n/a	n/a	n/a	n/a	n/a	n/a	n/a	n/a	n/a	n/a			n/a	n/a	n/a
	TOTAL	0	0.00	0	0.00	0	0.00	0	0.00	38	100.00	0	0.00	0	0.00			0	0.00	38
Unit/Subunit 25C																				
	SUCCESSFUL	1	20.00	0	0.00	0	0.00	0	0.00	4	80.00	0	0.00	0	0.00			0	0.00	5
	UNSUCCESSFUL	n/a	n/a	n/a	n/a	n/a	n/a	n/a	n/a	n/a	n/a	n/a	n/a	n/a	n/a			n/a	n/a	n/a
	TOTAL	1	20.00	0	0.00	0	0.00	0	0.00	4	80.00	0	0.00	0	0.00			0	0.00	5
Unit/Subunit 25D																				
	SUCCESSFUL	0	0.00	0	0.00	0	0.00	0	0.00	69	100.00	0	0.00	0	0.00			0	0.00	69
	UNSUCCESSFUL	n/a	n/a	n/a	n/a	n/a	n/a	n/a	n/a	n/a	n/a	n/a	n/a	n/a	n/a			n/a	n/a	n/a
	TOTAL	0	0.00	0	0.00	0	0.00	0	0.00	69	100.00	0	0.00	0	0.00			0	0.00	69

1991-92 TRANSPORTATION METHODS BY SPECIES: BEAVER

UNIT	SUCCESS	AIRPLANE NUMBER	AIRPLANE %	HORSE/ DOG TEAM NUMBER	HORSE/ DOG TEAM %	BOAT NUMBER	BOAT %	3-OR-4 WHEELER NUMBER	3-OR-4 WHEELER %	SNOWMACHINE NUMBER	SNOWMACHINE %	OFF ROAD VEHICLE NUMBER	OFF ROAD VEHICLE %	HIGHWAY VEHICLE NUMBER	HIGHWAY VEHICLE %	WALKING (BEARS ONLY) NUMBER	WALKING (BEARS ONLY) %	UNKNOWN NUMBER	UNKNOWN %	TOTAL NUMBER
Unit 25																				
TOTAL UNIT																				
	SUCCESSFUL	1	0.85	0	0.00	0	0.00	0	0.00	117	99.15	0	0.00	0	0.00			0	0.00	118
	UNSUCCESSFUL	n/a	n/a	n/a	n/a	n/a	n/a	n/a	n/a	n/a	n/a	n/a	n/a	n/a	n/a			n/a	n/a	n/a
	TOTAL	1	0.85	0	0.00	0	0.00	0	0.00	117	99.15	0	0.00	0	0.00			0	0.00	118
TOTAL STATEWIDE																				
	SUCCESSFUL	65	1.10	332	5.63	194	3.29	186	3.16	4424	75.06	13	0.22	469	7.96			211	3.58	5894
	UNSUCCESSFUL	n/a	n/a	n/a	n/a	n/a	n/a	n/a	n/a	n/a	n/a	n/a	n/a	n/a	n/a			n/a	n/a	n/a
	TOTAL	65	1.10	332	5.63	194	3.29	186	3.16	4424	75.06	13	0.22	469	7.96			211	3.58	5894

1991-92 TRANSPORTATION METHODS BY SPECIES: BISON

UNIT	SUCCESS	AIRPLANE NUMBER	%	HORSE/ DOG TEAM NUMBER	%	BOAT NUMBER	%	3-OR-4 WHEELER NUMBER	%	SNOWMACHINE NUMBER	%	OFF ROAD VEHICLE NUMBER	%	HIGHWAY VEHICLE NUMBER	%	WALKING (BEARS ONLY) NUMBER	%	UNKNOWN NUMBER	%	TOTAL NUMBER
Unit 19																				
Unit/Subunit 19C																				
	SUCCESSFUL	15	100.00	0	0.00	0	0.00	0	0.00	0	0.00	0	0.00	0	0.00			0	0.00	15
	UNSUCCESSFUL	16	100.00	0	0.00	0	0.00	0	0.00	0	0.00	0	0.00	0	0.00			0	0.00	16
	TOTAL	31	100.00	0	0.00	0	0.00	0	0.00	0	0.00	0	0.00	0	0.00			0	0.00	31
TOTAL UNIT																				
	SUCCESSFUL	29	80.56	0	0.00	0	0.00	0	0.00	7	19.44	0	0.00	0	0.00			0	0.00	36
	UNSUCCESSFUL	27	100.00	0	0.00	0	0.00	0	0.00	0	0.00	0	0.00	0	0.00			0	0.00	27
	TOTAL	56	88.89	0	0.00	0	0.00	0	0.00	7	11.11	0	0.00	0	0.00			0	0.00	63
Unit 20																				
Unit/Subunit 20D																				
	SUCCESSFUL	1	1.67	0	0.00	0	0.00	1	1.67	12	20.00	1	1.67	42	70.00			3	5.00	60
	UNSUCCESSFUL	0	0.00	0	0.00	0	0.00	0	0.00	0	0.00	0	0.00	3	100.00			0	0.00	3
	TOTAL	1	1.59	0	0.00	0	0.00	1	1.59	12	19.05	1	1.59	45	71.43			3	4.76	63
TOTAL UNIT																				
	SUCCESSFUL	1	1.22	0	0.00	0	0.00	1	1.22	13	15.85	3	3.66	60	73.17			4	4.88	82
	UNSUCCESSFUL	0	0.00	0	0.00	0	0.00	0	0.00	0	0.00	2	25.00	6	75.00			0	0.00	8
	TOTAL	1	1.11	0	0.00	0	0.00	1	1.11	13	14.44	5	5.56	66	73.33			4	4.44	90
TOTAL STATEWIDE																				
	SUCCESSFUL	30	25.42	0	0.00	0	0.00	1	0.85	20	16.95	3	2.54	60	50.85			4	3.39	118
	UNSUCCESSFUL	27	77.14	0	0.00	0	0.00	0	0.00	0	0.00	2	5.71	6	17.14			0	0.00	35
	TOTAL	57	37.25	0	0.00	0	0.00	1	0.65	20	13.07	5	3.27	66	43.14			4	2.61	153

1991-92 TRANSPORTATION METHODS BY SPECIES: BLACK BEAR

UNIT	SUCCESS	AIRPLANE NUMBER	AIRPLANE %	HORSE/ DOG TEAM NUMBER	HORSE/ DOG TEAM %	BOAT NUMBER	BOAT %	3-OR-4 WHEELER NUMBER	3-OR-4 WHEELER %	SNOWMACHINE NUMBER	SNOWMACHINE %	OFF ROAD VEHICLE NUMBER	OFF ROAD VEHICLE %	HIGHWAY VEHICLE NUMBER	HIGHWAY VEHICLE %	WALKING (BEARS ONLY) NUMBER	WALKING (BEARS ONLY) %	UNKNOWN NUMBER	UNKNOWN %	TOTAL NUMBER
Unit 01																				
Unit/Subunit 01A																				
	SUCCESSFUL	10	17.86	0	0.00	34	60.71	3	5.36	0	0.00	0	0.00	6	10.71	3	5.36	0	0.00	56
	UNSUCCESSFUL	n/a	n/a	n/a	n/a	n/a	n/a	n/a	n/a	n/a	n/a	n/a	n/a	n/a	n/a	n/a	n/a	n/a	n/a	n/a
	TOTAL	10	17.86	0	0.00	34	60.71	3	5.36	0	0.00	0	0.00	6	10.71	3	5.36	0	0.00	56
Unit/Subunit 01B																				
	SUCCESSFUL	0	0.00	0	0.00	15	100.00	0	0.00	0	0.00	0	0.00	0	0.00	0	0.00	0	0.00	15
	UNSUCCESSFUL	n/a	n/a	n/a	n/a	n/a	n/a	n/a	n/a	n/a	n/a	n/a	n/a	n/a	n/a	n/a	n/a	n/a	n/a	n/a
	TOTAL	0	0.00	0	0.00	15	100.00	0	0.00	0	0.00	0	0.00	0	0.00	0	0.00	0	0.00	15
Unit/Subunit 01C																				
	SUCCESSFUL	5	4.50	0	0.00	74	66.67	0	0.00	0	0.00	3	2.70	9	8.11	11	9.91	9	8.11	111
	UNSUCCESSFUL	n/a	n/a	n/a	n/a	n/a	n/a	n/a	n/a	n/a	n/a	n/a	n/a	n/a	n/a	n/a	n/a	n/a	n/a	n/a
	TOTAL	5	4.50	0	0.00	74	66.67	0	0.00	0	0.00	3	2.70	9	8.11	11	9.91	9	8.11	111
Unit/Subunit 01D																				
	SUCCESSFUL	0	0.00	0	0.00	4	13.79	5	17.24	0	0.00	0	0.00	9	31.03	6	20.69	5	17.24	29
	UNSUCCESSFUL	n/a	n/a	n/a	n/a	n/a	n/a	n/a	n/a	n/a	n/a	n/a	n/a	n/a	n/a	n/a	n/a	n/a	n/a	n/a
	TOTAL	0	0.00	0	0.00	4	13.79	5	17.24	0	0.00	0	0.00	9	31.03	6	20.69	5	17.24	29
TOTAL UNIT																				
	SUCCESSFUL	15	7.11	0	0.00	127	60.19	8	3.79	0	0.00	3	1.42	24	11.37	20	9.48	14	6.64	211
	UNSUCCESSFUL	n/a	n/a	n/a	n/a	n/a	n/a	n/a	n/a	n/a	n/a	n/a	n/a	n/a	n/a	n/a	n/a	n/a	n/a	n/a
	TOTAL	15	7.11	0	0.00	127	60.19	8	3.79	0	0.00	3	1.42	24	11.37	20	9.48	14	6.64	211
Unit 02																				
TOTAL UNIT																				
	SUCCESSFUL	11	5.21	0	0.00	64	30.33	0	0.00	0	0.00	2	0.95	123	58.29	4	1.90	7	3.32	211
	UNSUCCESSFUL	n/a	n/a	n/a	n/a	n/a	n/a	n/a	n/a	n/a	n/a	n/a	n/a	n/a	n/a	n/a	n/a	n/a	n/a	n/a
	TOTAL	11	5.21	0	0.00	64	30.33	0	0.00	0	0.00	2	0.95	123	58.29	4	1.90	7	3.32	211
Unit 03																				
TOTAL UNIT																				
	SUCCESSFUL	15	9.62	0	0.00	111	71.15	1	0.64	0	0.00	1	0.64	26	16.67	2	1.28	0	0.00	156
	UNSUCCESSFUL	n/a	n/a	n/a	n/a	n/a	n/a	n/a	n/a	n/a	n/a	n/a	n/a	n/a	n/a	n/a	n/a	n/a	n/a	n/a
	TOTAL	15	9.62	0	0.00	111	71.15	1	0.64	0	0.00	1	0.64	26	16.67	2	1.28	0	0.00	156
Unit 05																				
Unit/Subunit 05A																				
	SUCCESSFUL	11	35.48	0	0.00	13	41.94	0	0.00	0	0.00	0	0.00	0	0.00	2	6.45	5	16.13	31
	UNSUCCESSFUL	n/a	n/a	n/a	n/a	n/a	n/a	n/a	n/a	n/a	n/a	n/a	n/a	n/a	n/a	n/a	n/a	n/a	n/a	n/a
	TOTAL	11	35.48	0	0.00	13	41.94	0	0.00	0	0.00	0	0.00	0	0.00	2	6.45	5	16.13	31
TOTAL UNIT																				
	SUCCESSFUL	11	35.48	0	0.00	13	41.94	0	0.00	0	0.00	0	0.00	0	0.00	2	6.45	5	16.13	31
	UNSUCCESSFUL	n/a	n/a	n/a	n/a	n/a	n/a	n/a	n/a	n/a	n/a	n/a	n/a	n/a	n/a	n/a	n/a	n/a	n/a	n/a
	TOTAL	11	35.48	0	0.00	13	41.94	0	0.00	0	0.00	0	0.00	0	0.00	2	6.45	5	16.13	31

1991-92 TRANSPORTATION METHODS BY SPECIES: BLACK BEAR

UNIT	SUCCESS	AIRPLANE NUMBER	AIRPLANE %	HORSE/ DOG TEAM NUMBER	HORSE/ DOG TEAM %	BOAT NUMBER	BOAT %	3-OR-4 WHEELER NUMBER	3-OR-4 WHEELER %	SNOWMACHINE NUMBER	SNOWMACHINE %	OFF ROAD VEHICLE NUMBER	OFF ROAD VEHICLE %	HIGHWAY VEHICLE NUMBER	HIGHWAY VEHICLE %	WALKING (BEARS ONLY) NUMBER	WALKING (BEARS ONLY) %	UNKNOWN NUMBER	UNKNOWN %	TOTAL NUMBER
Unit 06																				
Unit/Subunit 06A																				
	SUCCESSFUL	22	75.86	0	0.00	3	10.34	0	0.00	0	0.00	0	0.00	0	0.00	1	3.45	3	10.34	29
	UNSUCCESSFUL	n/a	n/a	n/a	n/a	n/a	n/a	n/a	n/a	n/a	n/a	n/a	n/a	n/a	n/a	n/a	n/a	n/a	n/a	n/a
	TOTAL	22	75.86	0	0.00	3	10.34	0	0.00	0	0.00	0	0.00	0	0.00	1	3.45	3	10.34	29
Unit/Subunit 06B																				
	SUCCESSFUL	6	85.71	0	0.00	0	0.00	0	0.00	1	14.29	0	0.00	0	0.00	0	0.00	0	0.00	7
	UNSUCCESSFUL	n/a	n/a	n/a	n/a	n/a	n/a	n/a	n/a	n/a	n/a	n/a	n/a	n/a	n/a	n/a	n/a	n/a	n/a	n/a
	TOTAL	6	85.71	0	0.00	0	0.00	0	0.00	1	14.29	0	0.00	0	0.00	0	0.00	0	0.00	7
Unit/Subunit 06C																				
	SUCCESSFUL	0	0.00	0	0.00	5	29.41	0	0.00	0	0.00	2	11.76	6	35.29	2	11.76	2	11.76	17
	UNSUCCESSFUL	n/a	n/a	n/a	n/a	n/a	n/a	n/a	n/a	n/a	n/a	n/a	n/a	n/a	n/a	n/a	n/a	n/a	n/a	n/a
	TOTAL	0	0.00	0	0.00	5	29.41	0	0.00	0	0.00	2	11.76	6	35.29	2	11.76	2	11.76	17
Unit/Subunit 06D																				
	SUCCESSFUL	25	13.51	0	0.00	135	72.97	0	0.00	0	0.00	0	0.00	5	2.70	16	8.65	4	2.16	185
	UNSUCCESSFUL	n/a	n/a	n/a	n/a	n/a	n/a	n/a	n/a	n/a	n/a	n/a	n/a	n/a	n/a	n/a	n/a	n/a	n/a	n/a
	TOTAL	25	13.51	0	0.00	135	72.97	0	0.00	0	0.00	0	0.00	5	2.70	16	8.65	4	2.16	185
TOTAL UNIT																				
	SUCCESSFUL	53	22.27	0	0.00	143	60.08	0	0.00	1	0.42	2	0.84	11	4.62	19	7.98	9	3.78	238
	UNSUCCESSFUL	n/a	n/a	n/a	n/a	n/a	n/a	n/a	n/a	n/a	n/a	n/a	n/a	n/a	n/a	n/a	n/a	n/a	n/a	n/a
	TOTAL	53	22.27	0	0.00	143	60.08	0	0.00	1	0.42	2	0.84	11	4.62	19	7.98	9	3.78	238
Unit 07																				
TOTAL UNIT																				
	SUCCESSFUL	13	10.32	1	0.79	26	20.63	0	0.00	0	0.00	11	8.73	20	15.87	34	26.98	21	16.67	126
	UNSUCCESSFUL	n/a	n/a	n/a	n/a	n/a	n/a	n/a	n/a	n/a	n/a	n/a	n/a	n/a	n/a	n/a	n/a	n/a	n/a	n/a
	TOTAL	13	10.32	1	0.79	26	20.63	0	0.00	0	0.00	11	8.73	20	15.87	34	26.98	21	16.67	126
Unit 11																				
TOTAL UNIT																				
	SUCCESSFUL	6	42.86	0	0.00	0	0.00	0	0.00	0	0.00	0	0.00	4	28.57	2	14.29	2	14.29	14
	UNSUCCESSFUL	n/a	n/a	n/a	n/a	n/a	n/a	n/a	n/a	n/a	n/a	n/a	n/a	n/a	n/a	n/a	n/a	n/a	n/a	n/a
	TOTAL	6	42.86	0	0.00	0	0.00	0	0.00	0	0.00	0	0.00	4	28.57	2	14.29	2	14.29	14
Unit 12																				
TOTAL UNIT																				
	SUCCESSFUL	1	5.56	0	0.00	1	5.56	0	0.00	0	0.00	2	11.11	13	72.22	0	0.00	1	5.56	18
	UNSUCCESSFUL	n/a	n/a	n/a	n/a	n/a	n/a	n/a	n/a	n/a	n/a	n/a	n/a	n/a	n/a	n/a	n/a	n/a	n/a	n/a
	TOTAL	1	5.56	0	0.00	1	5.56	0	0.00	0	0.00	2	11.11	13	72.22	0	0.00	1	5.56	18

1991-92 TRANSPORTATION METHODS BY SPECIES: BLACK BEAR

UNIT	SUCCESS	AIRPLANE NUMBER	%	HORSE/ DOG TEAM NUMBER	%	BOAT NUMBER	%	3-OR-4 WHEELER NUMBER	%	SNOWMACHINE NUMBER	%	OFF ROAD VEHICLE NUMBER	%	HIGHWAY VEHICLE NUMBER	%	WALKING (BEARS ONLY) NUMBER	%	UNKNOWN NUMBER	%	TOTAL NUMBER
Unit 13																				
Unit/Subunit 13A																				
	SUCCESSFUL	1	25.00	0	0.00	0	0.00	0	0.00	0	0.00	1	25.00	1	25.00	1	25.00	0	0.00	4
	UNSUCCESSFUL	n/a	n/a	n/a	n/a	n/a	n/a	n/a	n/a	n/a	n/a	n/a	n/a	n/a	n/a	n/a	n/a	n/a	n/a	n/a
	TOTAL	1	25.00	0	0.00	0	0.00	0	0.00	0	0.00	1	25.00	1	25.00	1	25.00	0	0.00	4
Unit/Subunit 13B																				
	SUCCESSFUL	1	25.00	0	0.00	0	0.00	0	0.00	0	0.00	1	25.00	1	25.00	1	25.00	0	0.00	4
	UNSUCCESSFUL	n/a	n/a	n/a	n/a	n/a	n/a	n/a	n/a	n/a	n/a	n/a	n/a	n/a	n/a	n/a	n/a	n/a	n/a	n/a
	TOTAL	1	25.00	0	0.00	0	0.00	0	0.00	0	0.00	1	25.00	1	25.00	1	25.00	0	0.00	4
Unit/Subunit 13C																				
	SUCCESSFUL	0	0.00	0	0.00	0	0.00	1	14.29	0	0.00	0	0.00	2	28.57	1	14.29	3	42.86	7
	UNSUCCESSFUL	n/a	n/a	n/a	n/a	n/a	n/a	n/a	n/a	n/a	n/a	n/a	n/a	n/a	n/a	n/a	n/a	n/a	n/a	n/a
	TOTAL	0	0.00	0	0.00	0	0.00	1	14.29	0	0.00	0	0.00	2	28.57	1	14.29	3	42.86	7
Unit/Subunit 13D																				
	SUCCESSFUL	13	40.63	3	9.38	4	12.50	0	0.00	0	0.00	0	0.00	5	15.63	4	12.50	3	9.38	32
	UNSUCCESSFUL	n/a	n/a	n/a	n/a	n/a	n/a	n/a	n/a	n/a	n/a	n/a	n/a	n/a	n/a	n/a	n/a	n/a	n/a	n/a
	TOTAL	13	40.63	3	9.38	4	12.50	0	0.00	0	0.00	0	0.00	5	15.63	4	12.50	3	9.38	32
Unit/Subunit 13E																				
	SUCCESSFUL	4	18.18	0	0.00	6	27.27	0	0.00	0	0.00	3	13.64	3	13.64	1	4.55	5	22.73	22
	UNSUCCESSFUL	n/a	n/a	n/a	n/a	n/a	n/a	n/a	n/a	n/a	n/a	n/a	n/a	n/a	n/a	n/a	n/a	n/a	n/a	n/a
	TOTAL	4	18.18	0	0.00	6	27.27	0	0.00	0	0.00	3	13.64	3	13.64	1	4.55	5	22.73	22
TOTAL UNIT																				
	SUCCESSFUL	19	27.54	3	4.35	10	14.49	1	1.45	0	0.00	5	7.25	12	17.39	8	11.59	11	15.94	69
	UNSUCCESSFUL	n/a	n/a	n/a	n/a	n/a	n/a	n/a	n/a	n/a	n/a	n/a	n/a	n/a	n/a	n/a	n/a	n/a	n/a	n/a
	TOTAL	19	27.54	3	4.35	10	14.49	1	1.45	0	0.00	5	7.25	12	17.39	8	11.59	11	15.94	69
Unit 14																				
Unit/Subunit 14A																				
	SUCCESSFUL	3	6.00	0	0.00	10	20.00	1	2.00	0	0.00	13	26.00	5	10.00	10	20.00	8	16.00	50
	UNSUCCESSFUL	n/a	n/a	n/a	n/a	n/a	n/a	n/a	n/a	n/a	n/a	n/a	n/a	n/a	n/a	n/a	n/a	n/a	n/a	n/a
	TOTAL	3	6.00	0	0.00	10	20.00	1	2.00	0	0.00	13	26.00	5	10.00	10	20.00	8	16.00	50
Unit/Subunit 14B																				
	SUCCESSFUL	0	0.00	0	0.00	3	21.43	0	0.00	0	0.00	0	0.00	4	28.57	4	28.57	3	21.43	14
	UNSUCCESSFUL	n/a	n/a	n/a	n/a	n/a	n/a	n/a	n/a	n/a	n/a	n/a	n/a	n/a	n/a	n/a	n/a	n/a	n/a	n/a
	TOTAL	0	0.00	0	0.00	3	21.43	0	0.00	0	0.00	0	0.00	4	28.57	4	28.57	3	21.43	14
Unit/Subunit 14C																				
	SUCCESSFUL	10	43.48	0	0.00	4	17.39	0	0.00	0	0.00	2	8.70	2	8.70	4	17.39	1	4.35	23
	UNSUCCESSFUL	n/a	n/a	n/a	n/a	n/a	n/a	n/a	n/a	n/a	n/a	n/a	n/a	n/a	n/a	n/a	n/a	n/a	n/a	n/a
	TOTAL	10	43.48	0	0.00	4	17.39	0	0.00	0	0.00	2	8.70	2	8.70	4	17.39	1	4.35	23
TOTAL UNIT																				
	SUCCESSFUL	13	14.94	0	0.00	17	19.54	1	1.15	0	0.00	15	17.24	11	12.64	18	20.69	12	13.79	87
	UNSUCCESSFUL	n/a	n/a	n/a	n/a	n/a	n/a	n/a	n/a	n/a	n/a	n/a	n/a	n/a	n/a	n/a	n/a	n/a	n/a	n/a
	TOTAL	13	14.94	0	0.00	17	19.54	1	1.15	0	0.00	15	17.24	11	12.64	18	20.69	12	13.79	87

1991-92 TRANSPORTATION METHODS BY SPECIES: BLACK BEAR

UNIT	SUCCESS	AIRPLANE NUMBER	%	HORSE/ DOG TEAM NUMBER	%	BOAT NUMBER	%	3-OR-4 WHEELER NUMBER	%	SNOWMACHINE NUMBER	%	OFF ROAD VEHICLE NUMBER	%	HIGHWAY VEHICLE NUMBER	%	WALKING (BEARS ONLY) NUMBER	%	UNKNOWN NUMBER	%	TOTAL NUMBER
Unit 15																				
Unit/Subunit 15A																				
	SUCCESSFUL	1	3.13	1	3.13	5	15.63	0	0.00	0	0.00	1	3.13	11	34.38	10	31.25	3	9.38	32
	UNSUCCESSFUL	n/a	n/a	n/a	n/a	n/a	n/a	n/a	n/a	n/a	n/a	n/a	n/a	n/a	n/a	n/a	n/a	n/a	n/a	n/a
	TOTAL	1	3.13	1	3.13	5	15.63	0	0.00	0	0.00	1	3.13	11	34.38	10	31.25	3	9.38	32
Unit/Subunit 15B																				
	SUCCESSFUL	6	24.00	1	4.00	13	52.00	1	4.00	0	0.00	0	0.00	1	4.00	1	4.00	2	8.00	25
	UNSUCCESSFUL	n/a	n/a	n/a	n/a	n/a	n/a	n/a	n/a	n/a	n/a	n/a	n/a	n/a	n/a	n/a	n/a	n/a	n/a	n/a
	TOTAL	6	24.00	1	4.00	13	52.00	1	4.00	0	0.00	0	0.00	1	4.00	1	4.00	2	8.00	25
Unit/Subunit 15C																				
	SUCCESSFUL	22	21.57	6	5.88	35	34.31	5	4.90	1	0.98	9	8.82	11	10.78	8	7.84	5	4.90	102
	UNSUCCESSFUL	n/a	n/a	n/a	n/a	n/a	n/a	n/a	n/a	n/a	n/a	n/a	n/a	n/a	n/a	n/a	n/a	n/a	n/a	n/a
	TOTAL	22	21.57	6	5.88	35	34.31	5	4.90	1	0.98	9	8.82	11	10.78	8	7.84	5	4.90	102
TOTAL UNIT																				
	SUCCESSFUL	29	18.24	8	5.03	53	33.33	6	3.77	1	0.63	10	6.29	23	14.47	19	11.95	10	6.29	159
	UNSUCCESSFUL	n/a	n/a	n/a	n/a	n/a	n/a	n/a	n/a	n/a	n/a	n/a	n/a	n/a	n/a	n/a	n/a	n/a	n/a	n/a
	TOTAL	29	18.24	8	5.03	53	33.33	6	3.77	1	0.63	10	6.29	23	14.47	19	11.95	10	6.29	159
Unit 16																				
Unit/Subunit 16A																				
	SUCCESSFUL	7	17.07	0	0.00	11	26.83	2	4.88	0	0.00	5	12.20	6	14.63	4	9.76	6	14.63	41
	UNSUCCESSFUL	n/a	n/a	n/a	n/a	n/a	n/a	n/a	n/a	n/a	n/a	n/a	n/a	n/a	n/a	n/a	n/a	n/a	n/a	n/a
	TOTAL	7	17.07	0	0.00	11	26.83	2	4.88	0	0.00	5	12.20	6	14.63	4	9.76	6	14.63	41
Unit/Subunit 16B																				
	SUCCESSFUL	72	66.06	3	2.75	26	23.85	1	0.92	0	0.00	2	1.83	0	0.00	2	1.83	3	2.75	109
	UNSUCCESSFUL	n/a	n/a	n/a	n/a	n/a	n/a	n/a	n/a	n/a	n/a	n/a	n/a	n/a	n/a	n/a	n/a	n/a	n/a	n/a
	TOTAL	72	66.06	3	2.75	26	23.85	1	0.92	0	0.00	2	1.83	0	0.00	2	1.83	3	2.75	109
TOTAL UNIT																				
	SUCCESSFUL	79	52.67	3	2.00	37	24.67	3	2.00	0	0.00	7	4.67	6	4.00	6	4.00	9	6.00	150
	UNSUCCESSFUL	n/a	n/a	n/a	n/a	n/a	n/a	n/a	n/a	n/a	n/a	n/a	n/a	n/a	n/a	n/a	n/a	n/a	n/a	n/a
	TOTAL	79	52.67	3	2.00	37	24.67	3	2.00	0	0.00	7	4.67	6	4.00	6	4.00	9	6.00	150
Unit 17																				
Unit/Subunit 17B																				
	SUCCESSFUL	2	100.00	0	0.00	0	0.00	0	0.00	0	0.00	0	0.00	0	0.00	0	0.00	0	0.00	2
	UNSUCCESSFUL	n/a	n/a	n/a	n/a	n/a	n/a	n/a	n/a	n/a	n/a	n/a	n/a	n/a	n/a	n/a	n/a	n/a	n/a	n/a
	TOTAL	2	100.00	0	0.00	0	0.00	0	0.00	0	0.00	0	0.00	0	0.00	0	0.00	0	0.00	2
TOTAL UNIT																				
	SUCCESSFUL	2	100.00	0	0.00	0	0.00	0	0.00	0	0.00	0	0.00	0	0.00	0	0.00	0	0.00	2
	UNSUCCESSFUL	n/a	n/a	n/a	n/a	n/a	n/a	n/a	n/a	n/a	n/a	n/a	n/a	n/a	n/a	n/a	n/a	n/a	n/a	n/a
	TOTAL	2	100.00	0	0.00	0	0.00	0	0.00	0	0.00	0	0.00	0	0.00	0	0.00	0	0.00	2

1991-92 TRANSPORTATION METHODS BY SPECIES: BLACK BEAR

UNIT	SUCCESS	AIRPLANE NUMBER	%	HORSE/ DOG TEAM NUMBER	%	BOAT NUMBER	%	3-OR-4 WHEELER NUMBER	%	SNOWMACHINE NUMBER	%	OFF ROAD VEHICLE NUMBER	%	HIGHWAY VEHICLE NUMBER	%	WALKING (BEARS ONLY) NUMBER	%	UNKNOWN NUMBER	%	TOTAL NUMBER
Unit 19																				
Unit/Subunit 19B																				
	SUCCESSFUL	6	100.00	0	0.00	0	0.00	0	0.00	0	0.00	0	0.00	0	0.00	0	0.00	0	0.00	6
	UNSUCCESSFUL	n/a	n/a	n/a	n/a	n/a	n/a	n/a	n/a	n/a	n/a	n/a	n/a	n/a	n/a	n/a	n/a	n/a	n/a	n/a
	TOTAL	6	100.00	0	0.00	0	0.00	0	0.00	0	0.00	0	0.00	0	0.00	0	0.00	0	0.00	6
Unit/Subunit 19C																				
	SUCCESSFUL	3	100.00	0	0.00	0	0.00	0	0.00	0	0.00	0	0.00	0	0.00	0	0.00	0	0.00	3
	UNSUCCESSFUL	n/a	n/a	n/a	n/a	n/a	n/a	n/a	n/a	n/a	n/a	n/a	n/a	n/a	n/a	n/a	n/a	n/a	n/a	n/a
	TOTAL	3	100.00	0	0.00	0	0.00	0	0.00	0	0.00	0	0.00	0	0.00	0	0.00	0	0.00	3
Unit/Subunit 19D																				
	SUCCESSFUL	2	100.00	0	0.00	0	0.00	0	0.00	0	0.00	0	0.00	0	0.00	0	0.00	0	0.00	2
	UNSUCCESSFUL	n/a	n/a	n/a	n/a	n/a	n/a	n/a	n/a	n/a	n/a	n/a	n/a	n/a	n/a	n/a	n/a	n/a	n/a	n/a
	TOTAL	2	100.00	0	0.00	0	0.00	0	0.00	0	0.00	0	0.00	0	0.00	0	0.00	0	0.00	2
TOTAL UNIT																				
	SUCCESSFUL	11	100.00	0	0.00	0	0.00	0	0.00	0	0.00	0	0.00	0	0.00	0	0.00	0	0.00	11
	UNSUCCESSFUL	n/a	n/a	n/a	n/a	n/a	n/a	n/a	n/a	n/a	n/a	n/a	n/a	n/a	n/a	n/a	n/a	n/a	n/a	n/a
	TOTAL	11	100.00	0	0.00	0	0.00	0	0.00	0	0.00	0	0.00	0	0.00	0	0.00	0	0.00	11
Unit 20																				
Unit/Subunit 20A																				
	SUCCESSFUL	11	33.33	0	0.00	6	18.18	1	3.03	0	0.00	6	18.18	5	15.15	3	9.09	1	3.03	33
	UNSUCCESSFUL	n/a	n/a	n/a	n/a	n/a	n/a	n/a	n/a	n/a	n/a	n/a	n/a	n/a	n/a	n/a	n/a	n/a	n/a	n/a
	TOTAL	11	33.33	0	0.00	6	18.18	1	3.03	0	0.00	6	18.18	5	15.15	3	9.09	1	3.03	33
Unit/Subunit 20B																				
	SUCCESSFUL	4	4.00	0	0.00	6	6.00	1	1.00	0	0.00	26	26.00	50	50.00	8	8.00	5	5.00	100
	UNSUCCESSFUL	n/a	n/a	n/a	n/a	n/a	n/a	n/a	n/a	n/a	n/a	n/a	n/a	n/a	n/a	n/a	n/a	n/a	n/a	n/a
	TOTAL	4	4.00	0	0.00	6	6.00	1	1.00	0	0.00	26	26.00	50	50.00	8	8.00	5	5.00	100
Unit/Subunit 20C																				
	SUCCESSFUL	2	10.53	0	0.00	13	68.42	0	0.00	0	0.00	1	5.26	2	10.53	1	5.26	0	0.00	19
	UNSUCCESSFUL	n/a	n/a	n/a	n/a	n/a	n/a	n/a	n/a	n/a	n/a	n/a	n/a	n/a	n/a	n/a	n/a	n/a	n/a	n/a
	TOTAL	2	10.53	0	0.00	13	68.42	0	0.00	0	0.00	1	5.26	2	10.53	1	5.26	0	0.00	19
Unit/Subunit 20D																				
	SUCCESSFUL	0	0.00	0	0.00	1	10.00	3	30.00	1	10.00	0	0.00	3	30.00	2	20.00	0	0.00	10
	UNSUCCESSFUL	n/a	n/a	n/a	n/a	n/a	n/a	n/a	n/a	n/a	n/a	n/a	n/a	n/a	n/a	n/a	n/a	n/a	n/a	n/a
	TOTAL	0	0.00	0	0.00	1	10.00	3	30.00	1	10.00	0	0.00	3	30.00	2	20.00	0	0.00	10
Unit/Subunit 20E																				
	SUCCESSFUL	2	28.57	0	0.00	0	0.00	0	0.00	0	0.00	0	0.00	3	42.86	1	14.29	1	14.29	7
	UNSUCCESSFUL	n/a	n/a	n/a	n/a	n/a	n/a	n/a	n/a	n/a	n/a	n/a	n/a	n/a	n/a	n/a	n/a	n/a	n/a	n/a
	TOTAL	2	28.57	0	0.00	0	0.00	0	0.00	0	0.00	0	0.00	3	42.86	1	14.29	1	14.29	7
Unit/Subunit 20F																				
	SUCCESSFUL	0	0.00	0	0.00	2	9.09	0	0.00	0	0.00	1	4.55	19	86.36	0	0.00	0	0.00	22
	UNSUCCESSFUL	n/a	n/a	n/a	n/a	n/a	n/a	n/a	n/a	n/a	n/a	n/a	n/a	n/a	n/a	n/a	n/a	n/a	n/a	n/a
	TOTAL	0	0.00	0	0.00	2	9.09	0	0.00	0	0.00	1	4.55	19	86.36	0	0.00	0	0.00	22

1991-92 TRANSPORTATION METHODS BY SPECIES: BLACK BEAR

UNIT	SUCCESS	AIRPLANE NUMBER	AIRPLANE %	HORSE/ DOG TEAM NUMBER	HORSE/ DOG TEAM %	BOAT NUMBER	BOAT %	3-OR-4 WHEELER NUMBER	3-OR-4 WHEELER %	SNOWMACHINE NUMBER	SNOWMACHINE %	OFF ROAD VEHICLE NUMBER	OFF ROAD VEHICLE %	HIGHWAY VEHICLE NUMBER	HIGHWAY VEHICLE %	WALKING (BEARS ONLY) NUMBER	WALKING (BEARS ONLY) %	UNKNOWN NUMBER	UNKNOWN %	TOTAL NUMBER
Unit 20																				
Unit/Subunit 20Z																				
	SUCCESSFUL	0	0.00	0	0.00	0	0.00	0	0.00	0	0.00	0	0.00	0	0.00	0	0.00	1	100.00	1
	UNSUCCESSFUL	n/a	n/a	n/a	n/a	n/a	n/a	n/a	n/a	n/a	n/a	n/a	n/a	n/a	n/a	n/a	n/a	n/a	n/a	n/a
	TOTAL	0	0.00	0	0.00	0	0.00	0	0.00	0	0.00	0	0.00	0	0.00	0	0.00	1	100.00	1
TOTAL UNIT																				
	SUCCESSFUL	19	9.90	0	0.00	28	14.58	5	2.60	1	0.52	34	17.71	82	42.71	15	7.81	8	4.17	192
	UNSUCCESSFUL	n/a	n/a	n/a	n/a	n/a	n/a	n/a	n/a	n/a	n/a	n/a	n/a	n/a	n/a	n/a	n/a	n/a	n/a	n/a
	TOTAL	19	9.90	0	0.00	28	14.58	5	2.60	1	0.52	34	17.71	82	42.71	15	7.81	8	4.17	192
Unit 21																				
Unit/Subunit 21B																				
	SUCCESSFUL	0	0.00	0	0.00	3	75.00	0	0.00	0	0.00	0	0.00	0	0.00	1	25.00	0	0.00	4
	UNSUCCESSFUL	n/a	n/a	n/a	n/a	n/a	n/a	n/a	n/a	n/a	n/a	n/a	n/a	n/a	n/a	n/a	n/a	n/a	n/a	n/a
	TOTAL	0	0.00	0	0.00	3	75.00	0	0.00	0	0.00	0	0.00	0	0.00	1	25.00	0	0.00	4
Unit/Subunit 21D																				
	SUCCESSFUL	0	0.00	0	0.00	1	100.00	0	0.00	0	0.00	0	0.00	0	0.00	0	0.00	0	0.00	1
	UNSUCCESSFUL	n/a	n/a	n/a	n/a	n/a	n/a	n/a	n/a	n/a	n/a	n/a	n/a	n/a	n/a	n/a	n/a	n/a	n/a	n/a
	TOTAL	0	0.00	0	0.00	1	100.00	0	0.00	0	0.00	0	0.00	0	0.00	0	0.00	0	0.00	1
TOTAL UNIT																				
	SUCCESSFUL	0	0.00	0	0.00	4	80.00	0	0.00	0	0.00	0	0.00	0	0.00	1	20.00	0	0.00	5
	UNSUCCESSFUL	n/a	n/a	n/a	n/a	n/a	n/a	n/a	n/a	n/a	n/a	n/a	n/a	n/a	n/a	n/a	n/a	n/a	n/a	n/a
	TOTAL	0	0.00	0	0.00	4	80.00	0	0.00	0	0.00	0	0.00	0	0.00	1	20.00	0	0.00	5
Unit 24																				
TOTAL UNIT																				
	SUCCESSFUL	0	0.00	0	0.00	1	100.00	0	0.00	0	0.00	0	0.00	0	0.00	0	0.00	0	0.00	1
	UNSUCCESSFUL	n/a	n/a	n/a	n/a	n/a	n/a	n/a	n/a	n/a	n/a	n/a	n/a	n/a	n/a	n/a	n/a	n/a	n/a	n/a
	TOTAL	0	0.00	0	0.00	1	100.00	0	0.00	0	0.00	0	0.00	0	0.00	0	0.00	0	0.00	1
Unit 25																				
Unit/Subunit 25A																				
	SUCCESSFUL	0	0.00	0	0.00	1	100.00	0	0.00	0	0.00	0	0.00	0	0.00	0	0.00	0	0.00	1
	UNSUCCESSFUL	n/a	n/a	n/a	n/a	n/a	n/a	n/a	n/a	n/a	n/a	n/a	n/a	n/a	n/a	n/a	n/a	n/a	n/a	n/a
	TOTAL	0	0.00	0	0.00	1	100.00	0	0.00	0	0.00	0	0.00	0	0.00	0	0.00	0	0.00	1
Unit/Subunit 25C																				
	SUCCESSFUL	0	0.00	0	0.00	1	33.33	0	0.00	0	0.00	0	0.00	1	33.33	0	0.00	1	33.33	3
	UNSUCCESSFUL	n/a	n/a	n/a	n/a	n/a	n/a	n/a	n/a	n/a	n/a	n/a	n/a	n/a	n/a	n/a	n/a	n/a	n/a	n/a
	TOTAL	0	0.00	0	0.00	1	33.33	0	0.00	0	0.00	0	0.00	1	33.33	0	0.00	1	33.33	3

1991-92 TRANSPORTATION METHODS BY SPECIES: BLACK BEAR

UNIT	SUCCESS	AIRPLANE NUMBER	%	HORSE/ DOG TEAM NUMBER	%	BOAT NUMBER	%	3-OR-4 WHEELER NUMBER	%	SNOWMACHINE NUMBER	%	OFF ROAD VEHICLE NUMBER	%	HIGHWAY VEHICLE NUMBER	%	WALKING (BEARS ONLY) NUMBER	%	UNKNOWN NUMBER	%	TOTAL NUMBER
Unit 25																				
Unit/Subunit 25D																				
	SUCCESSFUL	0	0.00	0	0.00	1	100.00	0	0.00	0	0.00	0	0.00	0	0.00	0	0.00	0	0.00	1
	UNSUCCESSFUL	n/a	n/a	n/a	n/a	n/a	n/a	n/a	n/a	n/a	n/a	n/a	n/a	n/a	n/a	n/a	n/a	n/a	n/a	n/a
	TOTAL	0	0.00	0	0.00	1	100.00	0	0.00	0	0.00	0	0.00	0	0.00	0	0.00	0	0.00	1
TOTAL UNIT																				
	SUCCESSFUL	0	0.00	0	0.00	3	60.00	0	0.00	0	0.00	0	0.00	1	20.00	0	0.00	1	20.00	5
	UNSUCCESSFUL	n/a	n/a	n/a	n/a	n/a	n/a	n/a	n/a	n/a	n/a	n/a	n/a	n/a	n/a	n/a	n/a	n/a	n/a	n/a
	TOTAL	0	0.00	0	0.00	3	60.00	0	0.00	0	0.00	0	0.00	1	20.00	0	0.00	1	20.00	5
TOTAL STATEWIDE																				
	SUCCESSFUL	297	17.62	15	0.89	638	37.84	25	1.48	3	0.18	92	5.46	356	21.12	150	8.90	110	6.52	1686
	UNSUCCESSFUL	n/a	n/a	n/a	n/a	n/a	n/a	n/a	n/a	n/a	n/a	n/a	n/a	n/a	n/a	n/a	n/a	n/a	n/a	n/a
	TOTAL	297	17.62	15	0.89	638	37.84	25	1.48	3	0.18	92	5.46	356	21.12	150	8.90	110	6.52	1686

1991-92 TRANSPORTATION METHODS BY SPECIES: BROWN BEAR

UNIT	SUCCESS	AIRPLANE NUMBER	%	HORSE/ DOG TEAM NUMBER	%	BOAT NUMBER	%	3-OR-4 WHEELER NUMBER	%	SNOWMACHINE NUMBER	%	OFF ROAD VEHICLE NUMBER	%	HIGHWAY VEHICLE NUMBER	%	WALKING (BEARS ONLY) NUMBER	%	UNKNOWN NUMBER	%	TOTAL NUMBER
Unit 01																				
Unit/Subunit 01A																				
	SUCCESSFUL	0	0.00	0	0.00	1	100.00	0	0.00	0	0.00	0	0.00	0	0.00	0	0.00	0	0.00	1
	UNSUCCESSFUL	6	31.58	0	0.00	13	68.42	0	0.00	0	0.00	0	0.00	0	0.00	0	0.00	0	0.00	19
	TOTAL	6	30.00	0	0.00	14	70.00	0	0.00	0	0.00	0	0.00	0	0.00	0	0.00	0	0.00	20
Unit/Subunit 01B																				
	SUCCESSFUL	0	0.00	0	0.00	2	100.00	0	0.00	0	0.00	0	0.00	0	0.00	0	0.00	0	0.00	2
	UNSUCCESSFUL	3	13.04	0	0.00	18	78.26	0	0.00	0	0.00	0	0.00	0	0.00	0	0.00	2	8.70	23
	TOTAL	3	12.00	0	0.00	20	80.00	0	0.00	0	0.00	0	0.00	0	0.00	0	0.00	2	8.00	25
Unit/Subunit 01C																				
	SUCCESSFUL	1	50.00	0	0.00	1	50.00	0	0.00	0	0.00	0	0.00	0	0.00	0	0.00	0	0.00	2
	UNSUCCESSFUL	1	7.69	0	0.00	11	84.62	0	0.00	0	0.00	0	0.00	1	7.69	0	0.00	0	0.00	13
	TOTAL	2	13.33	0	0.00	12	80.00	0	0.00	0	0.00	0	0.00	1	6.67	0	0.00	0	0.00	15
Unit/Subunit 01D																				
	SUCCESSFUL	0	0.00	0	0.00	0	0.00	0	0.00	0	0.00	0	0.00	6	100.00	0	0.00	0	0.00	6
	UNSUCCESSFUL	1	3.33	0	0.00	3	10.00	0	0.00	0	0.00	0	0.00	24	80.00	0	0.00	2	6.67	30
	TOTAL	1	2.78	0	0.00	3	8.33	0	0.00	0	0.00	0	0.00	30	83.33	0	0.00	2	5.56	36
TOTAL UNIT																				
	SUCCESSFUL	1	4.00	0	0.00	16	64.00	0	0.00	0	0.00	0	0.00	7	28.00	0	0.00	1	4.00	25
	UNSUCCESSFUL	20	14.08	0	0.00	81	57.04	1	0.70	0	0.00	0	0.00	33	23.24	0	0.00	7	4.93	142
	TOTAL	21	12.57	0	0.00	97	58.08	1	0.60	0	0.00	0	0.00	40	23.95	0	0.00	8	4.79	167
Unit 04																				
TOTAL UNIT																				
	SUCCESSFUL	11	8.87	0	0.00	108	87.10	0	0.00	1	0.81	0	0.00	2	1.61	0	0.00	2	1.61	124
	UNSUCCESSFUL	31	11.92	0	0.00	213	81.92	1	0.38	3	1.15	0	0.00	4	1.54	0	0.00	8	3.08	260
	TOTAL	42	10.94	0	0.00	321	83.59	1	0.26	4	1.04	0	0.00	6	1.56	0	0.00	10	2.60	384
Unit 05																				
Unit/Subunit 05A																				
	SUCCESSFUL	19	54.29	0	0.00	10	28.57	3	8.57	0	0.00	0	0.00	0	0.00	2	5.71	1	2.86	35
	UNSUCCESSFUL	n/a	n/a	n/a	n/a	n/a	n/a	n/a	n/a	n/a	n/a	n/a	n/a	n/a	n/a	n/a	n/a	n/a	n/a	n/a
	TOTAL	19	54.29	0	0.00	10	28.57	3	8.57	0	0.00	0	0.00	0	0.00	2	5.71	1	2.86	35
Unit/Subunit 05B																				
	SUCCESSFUL	5	100.00	0	0.00	0	0.00	0	0.00	0	0.00	0	0.00	0	0.00	0	0.00	0	0.00	5
	UNSUCCESSFUL	n/a	n/a	n/a	n/a	n/a	n/a	n/a	n/a	n/a	n/a	n/a	n/a	n/a	n/a	n/a	n/a	n/a	n/a	n/a
	TOTAL	5	100.00	0	0.00	0	0.00	0	0.00	0	0.00	0	0.00	0	0.00	0	0.00	0	0.00	5
TOTAL UNIT																				
	SUCCESSFUL	24	60.00	0	0.00	10	25.00	3	7.50	0	0.00	0	0.00	0	0.00	2	5.00	1	2.50	40
	UNSUCCESSFUL	n/a	n/a	n/a	n/a	n/a	n/a	n/a	n/a	n/a	n/a	n/a	n/a	n/a	n/a	n/a	n/a	n/a	n/a	n/a
	TOTAL	24	60.00	0	0.00	10	25.00	3	7.50	0	0.00	0	0.00	0	0.00	2	5.00	1	2.50	40

1991-92 TRANSPORTATION METHODS BY SPECIES: BROWN BEAR

UNIT	SUCCESS	AIRPLANE NUMBER	AIRPLANE %	HORSE/ DOG TEAM NUMBER	HORSE/ DOG TEAM %	BOAT NUMBER	BOAT %	3-OR-4 WHEELER NUMBER	3-OR-4 WHEELER %	SNOWMACHINE NUMBER	SNOWMACHINE %	OFF ROAD VEHICLE NUMBER	OFF ROAD VEHICLE %	HIGHWAY VEHICLE NUMBER	HIGHWAY VEHICLE %	WALKING (BEARS ONLY) NUMBER	WALKING (BEARS ONLY) %	UNKNOWN NUMBER	UNKNOWN %	TOTAL NUMBER
Unit 06																				
Unit/Subunit 06A																				
	SUCCESSFUL	10	100.00	0	0.00	0	0.00	0	0.00	0	0.00	0	0.00	0	0.00	0	0.00	0	0.00	10
	UNSUCCESSFUL	n/a	n/a	n/a	n/a	n/a	n/a	n/a	n/a	n/a	n/a	n/a	n/a	n/a	n/a	n/a	n/a	n/a	n/a	n/a
	TOTAL	10	100.00	0	0.00	0	0.00	0	0.00	0	0.00	0	0.00	0	0.00	0	0.00	0	0.00	10
Unit/Subunit 06B																				
	SUCCESSFUL	3	37.50	0	0.00	0	0.00	0	0.00	0	0.00	0	0.00	4	50.00	0	0.00	1	12.50	8
	UNSUCCESSFUL	n/a	n/a	n/a	n/a	n/a	n/a	n/a	n/a	n/a	n/a	n/a	n/a	n/a	n/a	n/a	n/a	n/a	n/a	n/a
	TOTAL	3	37.50	0	0.00	0	0.00	0	0.00	0	0.00	0	0.00	4	50.00	0	0.00	1	12.50	8
Unit/Subunit 06C																				
	SUCCESSFUL	0	0.00	0	0.00	2	33.33	0	0.00	0	0.00	0	0.00	4	66.67	0	0.00	0	0.00	6
	UNSUCCESSFUL	n/a	n/a	n/a	n/a	n/a	n/a	n/a	n/a	n/a	n/a	n/a	n/a	n/a	n/a	n/a	n/a	n/a	n/a	n/a
	TOTAL	0	0.00	0	0.00	2	33.33	0	0.00	0	0.00	0	0.00	4	66.67	0	0.00	0	0.00	6
Unit/Subunit 06D																				
	SUCCESSFUL	6	25.00	0	0.00	16	66.67	0	0.00	0	0.00	0	0.00	0	0.00	0	0.00	2	8.33	24
	UNSUCCESSFUL	n/a	n/a	n/a	n/a	n/a	n/a	n/a	n/a	n/a	n/a	n/a	n/a	n/a	n/a	n/a	n/a	n/a	n/a	n/a
	TOTAL	6	25.00	0	0.00	16	66.67	0	0.00	0	0.00	0	0.00	0	0.00	0	0.00	2	8.33	24
TOTAL UNIT																				
	SUCCESSFUL	19	39.58	0	0.00	18	37.50	0	0.00	0	0.00	0	0.00	8	16.67	0	0.00	3	6.25	48
	UNSUCCESSFUL	n/a	n/a	n/a	n/a	n/a	n/a	n/a	n/a	n/a	n/a	n/a	n/a	n/a	n/a	n/a	n/a	n/a	n/a	n/a
	TOTAL	19	39.58	0	0.00	18	37.50	0	0.00	0	0.00	0	0.00	8	16.67	0	0.00	3	6.25	48
Unit 07																				
TOTAL UNIT																				
	SUCCESSFUL	0	0.00	0	0.00	0	0.00	0	0.00	0	0.00	0	0.00	0	0.00	0	0.00	1	100.00	1
	UNSUCCESSFUL	n/a	n/a	n/a	n/a	n/a	n/a	n/a	n/a	n/a	n/a	n/a	n/a	n/a	n/a	n/a	n/a	n/a	n/a	n/a
	TOTAL	0	0.00	0	0.00	0	0.00	0	0.00	0	0.00	0	0.00	0	0.00	0	0.00	1	100.00	1
Unit 08																				
TOTAL UNIT																				
	SUCCESSFUL	0	0.00	0	0.00	0	0.00	0	0.00	0	0.00	0	0.00	0	0.00	0	0.00	153	100.00	153
	UNSUCCESSFUL	0	0.00	0	0.00	0	0.00	0	0.00	0	0.00	0	0.00	0	0.00	0	0.00	297	100.00	297
	TOTAL	0	0.00	0	0.00	0	0.00	0	0.00	0	0.00	0	0.00	0	0.00	0	0.00	450	100.00	450
Unit 09																				
Unit/Subunit 09A																				
	SUCCESSFUL	39	90.70	2	4.65	2	4.65	0	0.00	0	0.00	0	0.00	0	0.00	0	0.00	0	0.00	43
	UNSUCCESSFUL	n/a	n/a	n/a	n/a	n/a	n/a	n/a	n/a	n/a	n/a	n/a	n/a	n/a	n/a	n/a	n/a	n/a	n/a	n/a
	TOTAL	39	90.70	2	4.65	2	4.65	0	0.00	0	0.00	0	0.00	0	0.00	0	0.00	0	0.00	43
Unit/Subunit 09B																				
	SUCCESSFUL	26	76.47	0	0.00	8	23.53	0	0.00	0	0.00	0	0.00	0	0.00	0	0.00	0	0.00	34
	UNSUCCESSFUL	n/a	n/a	n/a	n/a	n/a	n/a	n/a	n/a	n/a	n/a	n/a	n/a	n/a	n/a	n/a	n/a	n/a	n/a	n/a
	TOTAL	26	76.47	0	0.00	8	23.53	0	0.00	0	0.00	0	0.00	0	0.00	0	0.00	0	0.00	34

1991-92 TRANSPORTATION METHODS BY SPECIES: BROWN BEAR

UNIT	SUCCESS	AIRPLANE NUMBER	AIRPLANE %	HORSE/ DOG TEAM NUMBER	HORSE/ DOG TEAM %	BOAT NUMBER	BOAT %	3-OR-4 WHEELER NUMBER	3-OR-4 WHEELER %	SNOWMACHINE NUMBER	SNOWMACHINE %	OFF ROAD VEHICLE NUMBER	OFF ROAD VEHICLE %	HIGHWAY VEHICLE NUMBER	HIGHWAY VEHICLE %	WALKING (BEARS ONLY) NUMBER	WALKING (BEARS ONLY) %	UNKNOWN NUMBER	UNKNOWN %	TOTAL NUMBER
Unit 09																				
Unit/Subunit 09E																				
	SUCCESSFUL	302	92.64	0	0.00	17	5.21	0	0.00	0	0.00	4	1.23	0	0.00	0	0.00	3	0.92	326
	UNSUCCESSFUL	n/a	n/a	n/a	n/a	n/a	n/a	n/a	n/a	n/a	n/a	n/a	n/a	n/a	n/a	n/a	n/a	n/a	n/a	n/a
	TOTAL	302	92.64	0	0.00	17	5.21	0	0.00	0	0.00	4	1.23	0	0.00	0	0.00	3	0.92	326
TOTAL UNIT																				
	SUCCESSFUL	367	91.07	2	0.50	27	6.70	0	0.00	0	0.00	4	0.99	0	0.00	0	0.00	3	0.74	403
	UNSUCCESSFUL	n/a	n/a	n/a	n/a	n/a	n/a	n/a	n/a	n/a	n/a	n/a	n/a	n/a	n/a	n/a	n/a	n/a	n/a	n/a
	TOTAL	367	91.07	2	0.50	27	6.70	0	0.00	0	0.00	4	0.99	0	0.00	0	0.00	3	0.74	403
Unit 10																				
TOTAL UNIT																				
	SUCCESSFUL	0	0.00	0	0.00	2	100.00	0	0.00	0	0.00	0	0.00	0	0.00	0	0.00	0	0.00	2
	UNSUCCESSFUL	3	100.00	0	0.00	0	0.00	0	0.00	0	0.00	0	0.00	0	0.00	0	0.00	0	0.00	3
	TOTAL	3	60.00	0	0.00	2	40.00	0	0.00	0	0.00	0	0.00	0	0.00	0	0.00	0	0.00	5
Unit 11																				
TOTAL UNIT																				
	SUCCESSFUL	1	33.33	0	0.00	0	0.00	0	0.00	0	0.00	0	0.00	1	33.33	0	0.00	1	33.33	3
	UNSUCCESSFUL	n/a	n/a	n/a	n/a	n/a	n/a	n/a	n/a	n/a	n/a	n/a	n/a	n/a	n/a	n/a	n/a	n/a	n/a	n/a
	TOTAL	1	33.33	0	0.00	0	0.00	0	0.00	0	0.00	0	0.00	1	33.33	0	0.00	1	33.33	3
Unit 12																				
TOTAL UNIT																				
	SUCCESSFUL	6	66.67	2	22.22	0	0.00	0	0.00	1	11.11	0	0.00	0	0.00	0	0.00	0	0.00	9
	UNSUCCESSFUL	n/a	n/a	n/a	n/a	n/a	n/a	n/a	n/a	n/a	n/a	n/a	n/a	n/a	n/a	n/a	n/a	n/a	n/a	n/a
	TOTAL	6	66.67	2	22.22	0	0.00	0	0.00	1	11.11	0	0.00	0	0.00	0	0.00	0	0.00	9
Unit 13																				
Unit/Subunit 13A																				
	SUCCESSFUL	6	40.00	0	0.00	0	0.00	0	0.00	5	33.33	4	26.67	0	0.00	0	0.00	0	0.00	15
	UNSUCCESSFUL	n/a	n/a	n/a	n/a	n/a	n/a	n/a	n/a	n/a	n/a	n/a	n/a	n/a	n/a	n/a	n/a	n/a	n/a	n/a
	TOTAL	6	40.00	0	0.00	0	0.00	0	0.00	5	33.33	4	26.67	0	0.00	0	0.00	0	0.00	15
Unit/Subunit 13B																				
	SUCCESSFUL	2	28.57	1	14.29	0	0.00	0	0.00	0	0.00	2	28.57	2	28.57	0	0.00	0	0.00	7
	UNSUCCESSFUL	n/a	n/a	n/a	n/a	n/a	n/a	n/a	n/a	n/a	n/a	n/a	n/a	n/a	n/a	n/a	n/a	n/a	n/a	n/a
	TOTAL	2	28.57	1	14.29	0	0.00	0	0.00	0	0.00	2	28.57	2	28.57	0	0.00	0	0.00	7
Unit/Subunit 13C																				
	SUCCESSFUL	1	20.00	0	0.00	0	0.00	0	0.00	0	0.00	0	0.00	2	40.00	0	0.00	2	40.00	5
	UNSUCCESSFUL	n/a	n/a	n/a	n/a	n/a	n/a	n/a	n/a	n/a	n/a	n/a	n/a	n/a	n/a	n/a	n/a	n/a	n/a	n/a
	TOTAL	1	20.00	0	0.00	0	0.00	0	0.00	0	0.00	0	0.00	2	40.00	0	0.00	2	40.00	5
Unit/Subunit 13D																				
	SUCCESSFUL	3	50.00	0	0.00	1	16.67	0	0.00	0	0.00	1	16.67	0	0.00	0	0.00	1	16.67	6
	UNSUCCESSFUL	n/a	n/a	n/a	n/a	n/a	n/a	n/a	n/a	n/a	n/a	n/a	n/a	n/a	n/a	n/a	n/a	n/a	n/a	n/a
	TOTAL	3	50.00	0	0.00	1	16.67	0	0.00	0	0.00	1	16.67	0	0.00	0	0.00	1	16.67	6

1991-92 TRANSPORTATION METHODS BY SPECIES: BROWN BEAR

UNIT	SUCCESS	AIRPLANE NUMBER	AIRPLANE %	HORSE/ DOG TEAM NUMBER	HORSE/ DOG TEAM %	BOAT NUMBER	BOAT %	3-OR-4 WHEELER NUMBER	3-OR-4 WHEELER %	SNOWMACHINE NUMBER	SNOWMACHINE %	OFF ROAD VEHICLE NUMBER	OFF ROAD VEHICLE %	HIGHWAY VEHICLE NUMBER	HIGHWAY VEHICLE %	WALKING (BEARS ONLY) NUMBER	WALKING (BEARS ONLY) %	UNKNOWN NUMBER	UNKNOWN %	TOTAL NUMBER
Unit 13																				
Unit/Subunit 13E																				
	SUCCESSFUL	19	45.24	1	2.38	2	4.76	0	0.00	9	21.43	3	7.14	4	9.52	2	4.76	2	4.76	42
	UNSUCCESSFUL	n/a	n/a	n/a	n/a	n/a	n/a	n/a	n/a	n/a	n/a	n/a	n/a	n/a	n/a	n/a	n/a	n/a	n/a	n/a
	TOTAL	19	45.24	1	2.38	2	4.76	0	0.00	9	21.43	3	7.14	4	9.52	2	4.76	2	4.76	42
TOTAL UNIT																				
	SUCCESSFUL	31	41.33	2	2.67	3	4.00	0	0.00	14	18.67	10	13.33	8	10.67	2	2.67	5	6.67	75
	UNSUCCESSFUL	n/a	n/a	n/a	n/a	n/a	n/a	n/a	n/a	n/a	n/a	n/a	n/a	n/a	n/a	n/a	n/a	n/a	n/a	n/a
	TOTAL	31	41.33	2	2.67	3	4.00	0	0.00	14	18.67	10	13.33	8	10.67	2	2.67	5	6.67	75
Unit 14																				
Unit/Subunit 14A																				
	SUCCESSFUL	3	37.50	1	12.50	0	0.00	1	12.50	0	0.00	1	12.50	0	0.00	0	0.00	2	25.00	8
	UNSUCCESSFUL	n/a	n/a	n/a	n/a	n/a	n/a	n/a	n/a	n/a	n/a	n/a	n/a	n/a	n/a	n/a	n/a	n/a	n/a	n/a
	TOTAL	3	37.50	1	12.50	0	0.00	1	12.50	0	0.00	1	12.50	0	0.00	0	0.00	2	25.00	8
Unit/Subunit 14B																				
	SUCCESSFUL	2	50.00	0	0.00	1	25.00	0	0.00	0	0.00	0	0.00	0	0.00	0	0.00	1	25.00	4
	UNSUCCESSFUL	n/a	n/a	n/a	n/a	n/a	n/a	n/a	n/a	n/a	n/a	n/a	n/a	n/a	n/a	n/a	n/a	n/a	n/a	n/a
	TOTAL	2	50.00	0	0.00	1	25.00	0	0.00	0	0.00	0	0.00	0	0.00	0	0.00	1	25.00	4
TOTAL UNIT																				
	SUCCESSFUL	5	41.67	1	8.33	1	8.33	1	8.33	0	0.00	1	8.33	0	0.00	0	0.00	3	25.00	12
	UNSUCCESSFUL	n/a	n/a	n/a	n/a	n/a	n/a	n/a	n/a	n/a	n/a	n/a	n/a	n/a	n/a	n/a	n/a	n/a	n/a	n/a
	TOTAL	5	41.67	1	8.33	1	8.33	1	8.33	0	0.00	1	8.33	0	0.00	0	0.00	3	25.00	12
Unit 15																				
Unit/Subunit 15A																				
	SUCCESSFUL	1	50.00	0	0.00	0	0.00	0	0.00	0	0.00	0	0.00	1	50.00	0	0.00	0	0.00	2
	UNSUCCESSFUL	n/a	n/a	n/a	n/a	n/a	n/a	n/a	n/a	n/a	n/a	n/a	n/a	n/a	n/a	n/a	n/a	n/a	n/a	n/a
	TOTAL	1	50.00	0	0.00	0	0.00	0	0.00	0	0.00	0	0.00	1	50.00	0	0.00	0	0.00	2
Unit/Subunit 15B																				
	SUCCESSFUL	1	33.33	0	0.00	2	66.67	0	0.00	0	0.00	0	0.00	0	0.00	0	0.00	0	0.00	3
	UNSUCCESSFUL	n/a	n/a	n/a	n/a	n/a	n/a	n/a	n/a	n/a	n/a	n/a	n/a	n/a	n/a	n/a	n/a	n/a	n/a	n/a
	TOTAL	1	33.33	0	0.00	2	66.67	0	0.00	0	0.00	0	0.00	0	0.00	0	0.00	0	0.00	3
Unit/Subunit 15C																				
	SUCCESSFUL	0	0.00	2	40.00	0	0.00	0	0.00	0	0.00	1	20.00	0	0.00	1	20.00	1	20.00	5
	UNSUCCESSFUL	n/a	n/a	n/a	n/a	n/a	n/a	n/a	n/a	n/a	n/a	n/a	n/a	n/a	n/a	n/a	n/a	n/a	n/a	n/a
	TOTAL	0	0.00	2	40.00	0	0.00	0	0.00	0	0.00	1	20.00	0	0.00	1	20.00	1	20.00	5
TOTAL UNIT																				
	SUCCESSFUL	2	20.00	2	20.00	2	20.00	0	0.00	0	0.00	1	10.00	1	10.00	1	10.00	1	10.00	10
	UNSUCCESSFUL	n/a	n/a	n/a	n/a	n/a	n/a	n/a	n/a	n/a	n/a	n/a	n/a	n/a	n/a	n/a	n/a	n/a	n/a	n/a
	TOTAL	2	20.00	2	20.00	2	20.00	0	0.00	0	0.00	1	10.00	1	10.00	1	10.00	1	10.00	10

1991-92 TRANSPORTATION METHODS BY SPECIES: BROWN BEAR

UNIT	SUCCESS	AIRPLANE NUMBER	AIRPLANE %	HORSE/ DOG TEAM NUMBER	HORSE/ DOG TEAM %	BOAT NUMBER	BOAT %	3-OR-4 WHEELER NUMBER	3-OR-4 WHEELER %	SNOWMACHINE NUMBER	SNOWMACHINE %	OFF ROAD VEHICLE NUMBER	OFF ROAD VEHICLE %	HIGHWAY VEHICLE NUMBER	HIGHWAY VEHICLE %	WALKING (BEARS ONLY) NUMBER	WALKING (BEARS ONLY) %	UNKNOWN NUMBER	UNKNOWN %	TOTAL NUMBER
Unit 16																				
Unit/Subunit 16A																				
	SUCCESSFUL	1	10.00	0	0.00	2	20.00	0	0.00	0	0.00	0	0.00	2	20.00	0	0.00	5	50.00	10
	UNSUCCESSFUL	n/a	n/a	n/a	n/a	n/a	n/a	n/a	n/a	n/a	n/a	n/a	n/a	n/a	n/a	n/a	n/a	n/a	n/a	n/a
	TOTAL	1	10.00	0	0.00	2	20.00	0	0.00	0	0.00	0	0.00	2	20.00	0	0.00	5	50.00	10
Unit/Subunit 16B																				
	SUCCESSFUL	41	73.21	3	5.36	4	7.14	0	0.00	4	7.14	1	1.79	0	0.00	1	1.79	2	3.57	56
	UNSUCCESSFUL	n/a	n/a	n/a	n/a	n/a	n/a	n/a	n/a	n/a	n/a	n/a	n/a	n/a	n/a	n/a	n/a	n/a	n/a	n/a
	TOTAL	41	73.21	3	5.36	4	7.14	0	0.00	4	7.14	1	1.79	0	0.00	1	1.79	2	3.57	56
TOTAL UNIT																				
	SUCCESSFUL	42	63.64	3	4.55	6	9.09	0	0.00	4	6.06	1	1.52	2	3.03	1	1.52	7	10.61	66
	UNSUCCESSFUL	n/a	n/a	n/a	n/a	n/a	n/a	n/a	n/a	n/a	n/a	n/a	n/a	n/a	n/a	n/a	n/a	n/a	n/a	n/a
	TOTAL	42	63.64	3	4.55	6	9.09	0	0.00	4	6.06	1	1.52	2	3.03	1	1.52	7	10.61	66
Unit 17																				
Unit/Subunit 17A																				
	SUCCESSFUL	3	100.00	0	0.00	0	0.00	0	0.00	0	0.00	0	0.00	0	0.00	0	0.00	0	0.00	3
	UNSUCCESSFUL	n/a	n/a	n/a	n/a	n/a	n/a	n/a	n/a	n/a	n/a	n/a	n/a	n/a	n/a	n/a	n/a	n/a	n/a	n/a
	TOTAL	3	100.00	0	0.00	0	0.00	0	0.00	0	0.00	0	0.00	0	0.00	0	0.00	0	0.00	3
Unit/Subunit 17B																				
	SUCCESSFUL	25	78.13	0	0.00	5	15.63	0	0.00	0	0.00	0	0.00	0	0.00	0	0.00	2	6.25	32
	UNSUCCESSFUL	n/a	n/a	n/a	n/a	n/a	n/a	n/a	n/a	n/a	n/a	n/a	n/a	n/a	n/a	n/a	n/a	n/a	n/a	n/a
	TOTAL	25	78.13	0	0.00	5	15.63	0	0.00	0	0.00	0	0.00	0	0.00	0	0.00	2	6.25	32
Unit/Subunit 17C																				
	SUCCESSFUL	8	80.00	0	0.00	2	20.00	0	0.00	0	0.00	0	0.00	0	0.00	0	0.00	0	0.00	10
	UNSUCCESSFUL	n/a	n/a	n/a	n/a	n/a	n/a	n/a	n/a	n/a	n/a	n/a	n/a	n/a	n/a	n/a	n/a	n/a	n/a	n/a
	TOTAL	8	80.00	0	0.00	2	20.00	0	0.00	0	0.00	0	0.00	0	0.00	0	0.00	0	0.00	10
TOTAL UNIT																				
	SUCCESSFUL	36	80.00	0	0.00	7	15.56	0	0.00	0	0.00	0	0.00	0	0.00	0	0.00	2	4.44	45
	UNSUCCESSFUL	n/a	n/a	n/a	n/a	n/a	n/a	n/a	n/a	n/a	n/a	n/a	n/a	n/a	n/a	n/a	n/a	n/a	n/a	n/a
	TOTAL	36	80.00	0	0.00	7	15.56	0	0.00	0	0.00	0	0.00	0	0.00	0	0.00	2	4.44	45
Unit 18																				
TOTAL UNIT																				
	SUCCESSFUL	3	75.00	0	0.00	1	25.00	0	0.00	0	0.00	0	0.00	0	0.00	0	0.00	0	0.00	4
	UNSUCCESSFUL	n/a	n/a	n/a	n/a	n/a	n/a	n/a	n/a	n/a	n/a	n/a	n/a	n/a	n/a	n/a	n/a	n/a	n/a	n/a
	TOTAL	3	75.00	0	0.00	1	25.00	0	0.00	0	0.00	0	0.00	0	0.00	0	0.00	0	0.00	4
Unit 19																				
Unit/Subunit 19A																				
	SUCCESSFUL	3	100.00	0	0.00	0	0.00	0	0.00	0	0.00	0	0.00	0	0.00	0	0.00	0	0.00	3
	UNSUCCESSFUL	n/a	n/a	n/a	n/a	n/a	n/a	n/a	n/a	n/a	n/a	n/a	n/a	n/a	n/a	n/a	n/a	n/a	n/a	n/a
	TOTAL	3	100.00	0	0.00	0	0.00	0	0.00	0	0.00	0	0.00	0	0.00	0	0.00	0	0.00	3

1991-92 TRANSPORTATION METHODS BY SPECIES: BROWN BEAR

UNIT	SUCCESS	AIRPLANE NUMBER	AIRPLANE %	HORSE/ DOG TEAM NUMBER	HORSE/ DOG TEAM %	BOAT NUMBER	BOAT %	3-OR-4 WHEELER NUMBER	3-OR-4 WHEELER %	SNOWMACHINE NUMBER	SNOWMACHINE %	OFF ROAD VEHICLE NUMBER	OFF ROAD VEHICLE %	HIGHWAY VEHICLE NUMBER	HIGHWAY VEHICLE %	WALKING (BEARS ONLY) NUMBER	WALKING (BEARS ONLY) %	UNKNOWN NUMBER	UNKNOWN %	TOTAL NUMBER
Unit 19																				
Unit/Subunit 19B																				
	SUCCESSFUL	13	76.47	0	0.00	0	0.00	0	0.00	0	0.00	0	0.00	1	5.88	0	0.00	3	17.65	17
	UNSUCCESSFUL	n/a	n/a	n/a	n/a	n/a	n/a	n/a	n/a	n/a	n/a	n/a	n/a	n/a	n/a	n/a	n/a	n/a	n/a	n/a
	TOTAL	13	76.47	0	0.00	0	0.00	0	0.00	0	0.00	0	0.00	1	5.88	0	0.00	3	17.65	17
Unit/Subunit 19C																				
	SUCCESSFUL	8	88.89	0	0.00	1	11.11	0	0.00	0	0.00	0	0.00	0	0.00	0	0.00	0	0.00	9
	UNSUCCESSFUL	n/a	n/a	n/a	n/a	n/a	n/a	n/a	n/a	n/a	n/a	n/a	n/a	n/a	n/a	n/a	n/a	n/a	n/a	n/a
	TOTAL	8	88.89	0	0.00	1	11.11	0	0.00	0	0.00	0	0.00	0	0.00	0	0.00	0	0.00	9
Unit/Subunit 19D																				
	SUCCESSFUL	2	100.00	0	0.00	0	0.00	0	0.00	0	0.00	0	0.00	0	0.00	0	0.00	0	0.00	2
	UNSUCCESSFUL	n/a	n/a	n/a	n/a	n/a	n/a	n/a	n/a	n/a	n/a	n/a	n/a	n/a	n/a	n/a	n/a	n/a	n/a	n/a
	TOTAL	2	100.00	0	0.00	0	0.00	0	0.00	0	0.00	0	0.00	0	0.00	0	0.00	0	0.00	2
TOTAL UNIT																				
	SUCCESSFUL	26	83.87	0	0.00	1	3.23	0	0.00	0	0.00	0	0.00	1	3.23	0	0.00	3	9.68	31
	UNSUCCESSFUL	n/a	n/a	n/a	n/a	n/a	n/a	n/a	n/a	n/a	n/a	n/a	n/a	n/a	n/a	n/a	n/a	n/a	n/a	n/a
	TOTAL	26	83.87	0	0.00	1	3.23	0	0.00	0	0.00	0	0.00	1	3.23	0	0.00	3	9.68	31
Unit 20																				
Unit/Subunit 20A																				
	SUCCESSFUL	8	57.14	2	14.29	1	7.14	0	0.00	0	0.00	0	0.00	2	14.29	1	7.14	0	0.00	14
	UNSUCCESSFUL	n/a	n/a	n/a	n/a	n/a	n/a	n/a	n/a	n/a	n/a	n/a	n/a	n/a	n/a	n/a	n/a	n/a	n/a	n/a
	TOTAL	8	57.14	2	14.29	1	7.14	0	0.00	0	0.00	0	0.00	2	14.29	1	7.14	0	0.00	14
Unit/Subunit 20B																				
	SUCCESSFUL	0	0.00	0	0.00	1	12.50	0	0.00	0	0.00	2	25.00	4	50.00	0	0.00	1	12.50	8
	UNSUCCESSFUL	n/a	n/a	n/a	n/a	n/a	n/a	n/a	n/a	n/a	n/a	n/a	n/a	n/a	n/a	n/a	n/a	n/a	n/a	n/a
	TOTAL	0	0.00	0	0.00	1	12.50	0	0.00	0	0.00	2	25.00	4	50.00	0	0.00	1	12.50	8
Unit/Subunit 20C																				
	SUCCESSFUL	2	33.33	0	0.00	1	16.67	0	0.00	0	0.00	0	0.00	1	16.67	1	16.67	1	16.67	6
	UNSUCCESSFUL	n/a	n/a	n/a	n/a	n/a	n/a	n/a	n/a	n/a	n/a	n/a	n/a	n/a	n/a	n/a	n/a	n/a	n/a	n/a
	TOTAL	2	33.33	0	0.00	1	16.67	0	0.00	0	0.00	0	0.00	1	16.67	1	16.67	1	16.67	6
Unit/Subunit 20D																				
	SUCCESSFUL	0	0.00	0	0.00	0	0.00	0	0.00	1	20.00	1	20.00	0	0.00	3	60.00	0	0.00	5
	UNSUCCESSFUL	n/a	n/a	n/a	n/a	n/a	n/a	n/a	n/a	n/a	n/a	n/a	n/a	n/a	n/a	n/a	n/a	n/a	n/a	n/a
	TOTAL	0	0.00	0	0.00	0	0.00	0	0.00	1	20.00	1	20.00	0	0.00	3	60.00	0	0.00	5
Unit/Subunit 20E																				
	SUCCESSFUL	3	27.27	0	0.00	1	9.09	2	18.18	0	0.00	0	0.00	4	36.36	1	9.09	0	0.00	11
	UNSUCCESSFUL	n/a	n/a	n/a	n/a	n/a	n/a	n/a	n/a	n/a	n/a	n/a	n/a	n/a	n/a	n/a	n/a	n/a	n/a	n/a
	TOTAL	3	27.27	0	0.00	1	9.09	2	18.18	0	0.00	0	0.00	4	36.36	1	9.09	0	0.00	11
Unit/Subunit 20F																				
	SUCCESSFUL	0	0.00	0	0.00	1	100.00	0	0.00	0	0.00	0	0.00	0	0.00	0	0.00	0	0.00	1
	UNSUCCESSFUL	n/a	n/a	n/a	n/a	n/a	n/a	n/a	n/a	n/a	n/a	n/a	n/a	n/a	n/a	n/a	n/a	n/a	n/a	n/a
	TOTAL	0	0.00	0	0.00	1	100.00	0	0.00	0	0.00	0	0.00	0	0.00	0	0.00	0	0.00	1

1991-92 TRANSPORTATION METHODS BY SPECIES: BROWN BEAR

UNIT	SUCCESS	AIRPLANE NUMBER	%	HORSE/ DOG TEAM NUMBER	%	BOAT NUMBER	%	3-OR-4 WHEELER NUMBER	%	SNOWMACHINE NUMBER	%	OFF ROAD VEHICLE NUMBER	%	HIGHWAY VEHICLE NUMBER	%	WALKING (BEARS ONLY) NUMBER	%	UNKNOWN NUMBER	%	TOTAL NUMBER
Unit 20																				
TOTAL UNIT																				
	SUCCESSFUL	13	28.89	2	4.44	5	11.11	2	4.44	1	2.22	3	6.67	11	24.44	6	13.33	2	4.44	45
	UNSUCCESSFUL	n/a	n/a	n/a	n/a	n/a	n/a	n/a	n/a	n/a	n/a	n/a	n/a	n/a	n/a	n/a	n/a	n/a	n/a	n/a
	TOTAL	13	28.89	2	4.44	5	11.11	2	4.44	1	2.22	3	6.67	11	24.44	6	13.33	2	4.44	45
Unit 21																				
Unit/Subunit 21D																				
	SUCCESSFUL	0	0.00	0	0.00	1	100.00	0	0.00	0	0.00	0	0.00	0	0.00	0	0.00	0	0.00	1
	UNSUCCESSFUL	n/a	n/a	n/a	n/a	n/a	n/a	n/a	n/a	n/a	n/a	n/a	n/a	n/a	n/a	n/a	n/a	n/a	n/a	n/a
	TOTAL	0	0.00	0	0.00	1	100.00	0	0.00	0	0.00	0	0.00	0	0.00	0	0.00	0	0.00	1
Unit/Subunit 21E																				
	SUCCESSFUL	0	0.00	0	0.00	1	20.00	0	0.00	2	40.00	0	0.00	0	0.00	0	0.00	2	40.00	5
	UNSUCCESSFUL	n/a	n/a	n/a	n/a	n/a	n/a	n/a	n/a	n/a	n/a	n/a	n/a	n/a	n/a	n/a	n/a	n/a	n/a	n/a
	TOTAL	0	0.00	0	0.00	1	20.00	0	0.00	2	40.00	0	0.00	0	0.00	0	0.00	2	40.00	5
TOTAL UNIT																				
	SUCCESSFUL	0	0.00	0	0.00	2	33.33	0	0.00	2	33.33	0	0.00	0	0.00	0	0.00	2	33.33	6
	UNSUCCESSFUL	n/a	n/a	n/a	n/a	n/a	n/a	n/a	n/a	n/a	n/a	n/a	n/a	n/a	n/a	n/a	n/a	n/a	n/a	n/a
	TOTAL	0	0.00	0	0.00	2	33.33	0	0.00	2	33.33	0	0.00	0	0.00	0	0.00	2	33.33	6
Unit 22																				
Unit/Subunit 22A																				
	SUCCESSFUL	5	38.46	0	0.00	1	7.69	0	0.00	1	7.69	0	0.00	0	0.00	0	0.00	6	46.15	13
	UNSUCCESSFUL	n/a	n/a	n/a	n/a	n/a	n/a	n/a	n/a	n/a	n/a	n/a	n/a	n/a	n/a	n/a	n/a	n/a	n/a	n/a
	TOTAL	5	38.46	0	0.00	1	7.69	0	0.00	1	7.69	0	0.00	0	0.00	0	0.00	6	46.15	13
Unit/Subunit 22B																				
	SUCCESSFUL	0	0.00	0	0.00	0	0.00	0	0.00	0	0.00	0	0.00	0	0.00	0	0.00	3	100.00	3
	UNSUCCESSFUL	0	0.00	0	0.00	0	0.00	0	0.00	0	0.00	0	0.00	0	0.00	0	0.00	3	100.00	3
	TOTAL	0	0.00	0	0.00	0	0.00	0	0.00	0	0.00	0	0.00	0	0.00	0	0.00	6	100.00	6
Unit/Subunit 22C																				
	SUCCESSFUL	0	0.00	0	0.00	0	0.00	0	0.00	0	0.00	0	0.00	0	0.00	0	0.00	1	100.00	1
	UNSUCCESSFUL	0	n/a	0	n/a	0	n/a	0	n/a	0	n/a	0	n/a	0	n/a	n/a	n/a	0	n/a	0
	TOTAL	0	0.00	0	0.00	0	0.00	0	0.00	0	0.00	0	0.00	0	0.00	0	0.00	1	100.00	1
Unit/Subunit 22D																				
	SUCCESSFUL	0	0.00	0	0.00	0	0.00	0	0.00	0	0.00	0	0.00	0	0.00	0	0.00	1	100.00	1
	UNSUCCESSFUL	0	n/a	0	n/a	0	n/a	0	n/a	0	n/a	0	n/a	0	n/a	n/a	n/a	0	n/a	0
	TOTAL	0	0.00	0	0.00	0	0.00	0	0.00	0	0.00	0	0.00	0	0.00	0	0.00	1	100.00	1
Unit/Subunit 22Z																				
	SUCCESSFUL	n/a	n/a	n/a	n/a	n/a	n/a	n/a	n/a	n/a	n/a	n/a	n/a	n/a	n/a	n/a	n/a	n/a	n/a	0
	UNSUCCESSFUL	0	0.00	0	0.00	0	0.00	0	0.00	0	0.00	0	0.00	0	0.00	0	0.00	1	100.00	1
	TOTAL	0	0.00	0	0.00	0	0.00	0	0.00	0	0.00	0	0.00	0	0.00	0	0.00	1	100.00	1
TOTAL UNIT																				
	SUCCESSFUL	5	27.78	0	0.00	1	5.56	0	0.00	1	5.56	0	0.00	0	0.00	0	0.00	11	61.11	18
	UNSUCCESSFUL	0	0.00	0	0.00	0	0.00	0	0.00	0	0.00	0	0.00	0	0.00	0	0.00	5	100.00	5
	TOTAL	5	21.74	0	0.00	1	4.35	0	0.00	1	4.35	0	0.00	0	0.00	0	0.00	16	69.57	23

1991-92 TRANSPORTATION METHODS BY SPECIES: BROWN BEAR

UNIT	SUCCESS	AIRPLANE NUMBER	AIRPLANE %	HORSE/ DOG TEAM NUMBER	HORSE/ DOG TEAM %	BOAT NUMBER	BOAT %	3-OR-4 WHEELER NUMBER	3-OR-4 WHEELER %	SNOWMACHINE NUMBER	SNOWMACHINE %	OFF ROAD VEHICLE NUMBER	OFF ROAD VEHICLE %	HIGHWAY VEHICLE NUMBER	HIGHWAY VEHICLE %	WALKING (BEARS ONLY) NUMBER	WALKING (BEARS ONLY) %	UNKNOWN NUMBER	UNKNOWN %	TOTAL NUMBER
Unit 23																				
TOTAL UNIT																				
	SUCCESSFUL	23	69.70	0	0.00	2	6.06	0	0.00	8	24.24	0	0.00	0	0.00	0	0.00	0	0.00	33
	UNSUCCESSFUL	9	100.00	n/a	0.00	n/a	0.00	n/a	0.00	n/a	0.00	n/a	0.00	n/a	0.00	0	0.00	n/a	0.00	9
	TOTAL	32	76.19	0	0.00	2	4.76	0	0.00	8	19.05	0	0.00	0	0.00	0	0.00	0	0.00	42
Unit 24																				
TOTAL UNIT																				
	SUCCESSFUL	4	50.00	1	12.50	1	12.50	0	0.00	0	0.00	1	12.50	0	0.00	0	0.00	1	12.50	8
	UNSUCCESSFUL	n/a	n/a	n/a	n/a	n/a	n/a	n/a	n/a	n/a	n/a	n/a	n/a	n/a	n/a	n/a	n/a	n/a	n/a	n/a
	TOTAL	4	50.00	1	12.50	1	12.50	0	0.00	0	0.00	1	12.50	0	0.00	0	0.00	1	12.50	8
Unit 25																				
Unit/Subunit 25D																				
	SUCCESSFUL	1	100.00	0	0.00	0	0.00	0	0.00	0	0.00	0	0.00	0	0.00	0	0.00	0	0.00	1
	UNSUCCESSFUL	n/a	n/a	n/a	n/a	n/a	n/a	n/a	n/a	n/a	n/a	n/a	n/a	n/a	n/a	n/a	n/a	n/a	n/a	n/a
	TOTAL	1	100.00	0	0.00	0	0.00	0	0.00	0	0.00	0	0.00	0	0.00	0	0.00	0	0.00	1
TOTAL UNIT																				
	SUCCESSFUL	6	66.67	3	33.33	0	0.00	0	0.00	0	0.00	0	0.00	0	0.00	0	0.00	0	0.00	9
	UNSUCCESSFUL	n/a	0.00	n/a	0.00	n/a	0.00	n/a	0.00	n/a	0.00	n/a	0.00	n/a	0.00	0	0.00	1	100.00	1
	TOTAL	6	60.00	3	30.00	0	0.00	0	0.00	0	0.00	0	0.00	0	0.00	0	0.00	1	10.00	10
Unit 26																				
Unit/Subunit 26A																				
	SUCCESSFUL	7	87.50	0	0.00	0	0.00	0	0.00	0	0.00	0	0.00	0	0.00	0	0.00	1	12.50	8
	UNSUCCESSFUL	0	n/a	0	n/a	0	n/a	0	n/a	0	n/a	0	n/a	0	n/a	n/a	n/a	0	n/a	0
	TOTAL	7	87.50	0	0.00	0	0.00	0	0.00	0	0.00	0	0.00	0	0.00	0	0.00	1	12.50	8
Unit/Subunit 26B																				
	SUCCESSFUL	4	100.00	0	0.00	0	0.00	0	0.00	0	0.00	0	0.00	0	0.00	0	0.00	0	0.00	4
	UNSUCCESSFUL	0	n/a	0	n/a	0	n/a	0	n/a	0	n/a	0	n/a	0	n/a	n/a	n/a	0	n/a	0
	TOTAL	4	100.00	0	0.00	0	0.00	0	0.00	0	0.00	0	0.00	0	0.00	0	0.00	0	0.00	4
TOTAL UNIT																				
	SUCCESSFUL	38	86.36	0	0.00	0	0.00	0	0.00	5	11.36	0	0.00	0	0.00	0	0.00	1	2.27	44
	UNSUCCESSFUL	2	66.67	n/a	0.00	n/a	0.00	n/a	0.00	n/a	0.00	n/a	0.00	n/a	0.00	0	0.00	1	33.33	3
	TOTAL	40	85.11	0	0.00	0	0.00	0	0.00	5	10.64	0	0.00	0	0.00	0	0.00	2	4.26	47
TOTAL STATEWIDE																				
	SUCCESSFUL	663	54.61	18	1.48	213	17.55	6	0.49	37	3.05	21	1.73	41	3.38	12	0.99	203	16.72	1214
	UNSUCCESSFUL	65	9.03	n/a	0.00	294	40.83	2	0.28	3	0.42	n/a	0.00	37	5.14	0	0.00	319	44.31	720
	TOTAL	728	37.64	18	0.93	507	26.22	8	0.41	40	2.07	21	1.09	78	4.03	12	0.62	522	26.99	1934

1991-92 TRANSPORTATION METHODS BY SPECIES: CARIBOU

UNIT	SUCCESS	AIRPLANE NUMBER	%	HORSE/ DOG TEAM NUMBER	%	BOAT NUMBER	%	3-OR-4 WHEELER NUMBER	%	SNOWMACHINE NUMBER	%	OFF ROAD VEHICLE NUMBER	%	HIGHWAY VEHICLE NUMBER	%	WALKING (BEARS ONLY) NUMBER	%	UNKNOWN NUMBER	%	TOTAL NUMBER
Unit 07																				
TOTAL UNIT																				
	SUCCESSFUL	1	6.25	3	18.75	0	0.00	0	0.00	0	0.00	1	6.25	11	68.75			0	0.00	16
	UNSUCCESSFUL	8	21.62	3	8.11	1	2.70	0	0.00	0	0.00	0	0.00	24	64.86			1	2.70	37
	TOTAL	9	16.98	6	11.32	1	1.89	0	0.00	0	0.00	1	1.89	35	66.04			1	1.89	53
Unit 09																				
TOTAL UNIT																				
	SUCCESSFUL	n/a	n/a	n/a	n/a	n/a	n/a	n/a	n/a	n/a	n/a	n/a	n/a	n/a	n/a			n/a	n/a	0
	UNSUCCESSFUL	0	0.00	0	0.00	0	0.00	1	100.00	0	0.00	0	0.00	0	0.00			0	0.00	1
	TOTAL	0	0.00	0	0.00	0	0.00	1	100.00	0	0.00	0	0.00	0	0.00			0	0.00	1
Unit 11																				
TOTAL UNIT																				
	SUCCESSFUL	4	18.18	1	4.55	1	4.55	13	59.09	0	0.00	0	0.00	3	13.64			0	0.00	22
	UNSUCCESSFUL	11	11.00	3	3.00	3	3.00	32	32.00	0	0.00	1	1.00	43	43.00			7	7.00	100
	TOTAL	15	12.30	4	3.28	4	3.28	45	36.89	0	0.00	1	0.82	46	37.70			7	5.74	122
Unit 12																				
TOTAL UNIT																				
	SUCCESSFUL	1	0.33	2	0.67	0	0.00	21	7.02	212	70.90	0	0.00	45	15.05			18	6.02	299
	UNSUCCESSFUL	1	0.24	2	0.49	0	0.00	13	3.16	111	26.94	0	0.00	181	43.93			104	25.24	412
	TOTAL	2	0.28	4	0.56	0	0.00	34	4.78	323	45.43	0	0.00	226	31.79			122	17.16	711
Unit 13																				
Unit/Subunit 13A																				
	SUCCESSFUL	7	43.75	0	0.00	2	12.50	0	0.00	1	6.25	0	0.00	3	18.75			3	18.75	16
	UNSUCCESSFUL	1	20.00	0	0.00	0	0.00	0	0.00	3	60.00	0	0.00	1	20.00			0	0.00	5
	TOTAL	8	38.10	0	0.00	2	9.52	0	0.00	4	19.05	0	0.00	4	19.05			3	14.29	21
Unit/Subunit 13B																				
	SUCCESSFUL	13	2.26	19	3.30	35	6.08	54	9.38	72	12.50	21	3.65	300	52.08			62	10.76	576
	UNSUCCESSFUL	0	0.00	2	2.27	7	7.95	7	7.95	6	6.82	1	1.14	58	65.91			7	7.95	88
	TOTAL	13	1.96	21	3.16	42	6.33	61	9.19	78	11.75	22	3.31	358	53.92			69	10.39	664
Unit/Subunit 13C																				
	SUCCESSFUL	0	0.00	0	0.00	0	0.00	0	0.00	6	66.67	0	0.00	0	0.00			3	33.33	9
	UNSUCCESSFUL	0	0.00	0	0.00	0	0.00	2	28.57	1	14.29	1	14.29	1	14.29			2	28.57	7
	TOTAL	0	0.00	0	0.00	0	0.00	2	12.50	7	43.75	1	6.25	1	6.25			5	31.25	16
Unit/Subunit 13D																				
	SUCCESSFUL	n/a	n/a	n/a	n/a	n/a	n/a	n/a	n/a	n/a	n/a	n/a	n/a	n/a	n/a			n/a	n/a	0
	UNSUCCESSFUL	0	0.00	0	0.00	0	0.00	0	0.00	0	0.00	0	0.00	1	100.00			0	0.00	1
	TOTAL	0	0.00	0	0.00	0	0.00	0	0.00	0	0.00	0	0.00	1	100.00			0	0.00	1

1991-92 TRANSPORTATION METHODS BY SPECIES: CARIBOU

UNIT	SUCCESS	AIRPLANE NUMBER	AIRPLANE %	HORSE/ DOG TEAM NUMBER	HORSE/ DOG TEAM %	BOAT NUMBER	BOAT %	3-OR-4 WHEELER NUMBER	3-OR-4 WHEELER %	SNOWMACHINE NUMBER	SNOWMACHINE %	OFF ROAD VEHICLE NUMBER	OFF ROAD VEHICLE %	HIGHWAY VEHICLE NUMBER	HIGHWAY VEHICLE %	WALKING (BEARS ONLY) NUMBER	WALKING (BEARS ONLY) %	UNKNOWN NUMBER	UNKNOWN %	TOTAL NUMBER
Unit 13																				
Unit/Subunit 13E																				
	SUCCESSFUL	0	0.00	1	2.27	0	0.00	9	20.45	19	43.18	4	9.09	8	18.18			3	6.82	44
	UNSUCCESSFUL	0	0.00	0	0.00	0	0.00	2	7.69	1	3.85	5	19.23	13	50.00			5	19.23	26
	TOTAL	0	0.00	1	1.43	0	0.00	11	15.71	20	28.57	9	12.86	21	30.00			8	11.43	70
Unit/Subunit 13Z																				
	SUCCESSFUL	3	8.57	1	2.86	4	11.43	8	22.86	2	5.71	0	0.00	13	37.14			4	11.43	35
	UNSUCCESSFUL	13	1.84	17	2.40	29	4.10	44	6.22	42	5.94	19	2.69	450	63.65			93	13.15	707
	TOTAL	16	2.16	18	2.43	33	4.45	52	7.01	44	5.93	19	2.56	463	62.40			97	13.07	742
TOTAL UNIT																				
	SUCCESSFUL	150	5.68	40	1.52	181	6.86	447	16.93	296	11.21	191	7.23	1203	45.57			132	5.00	2640
	UNSUCCESSFUL	31	2.37	25	1.91	60	4.58	118	9.01	99	7.56	76	5.81	755	57.68			145	11.08	1309
	TOTAL	181	4.58	65	1.65	241	6.10	565	14.31	395	10.00	267	6.76	1958	49.58			277	7.01	3949
Unit 14																				
Unit/Subunit 14A																				
	SUCCESSFUL	2	100.00	0	0.00	0	0.00	0	0.00	0	0.00	0	0.00	0	0.00			0	0.00	2
	UNSUCCESSFUL	0	0.00	0	0.00	0	0.00	1	50.00	0	0.00	0	0.00	1	50.00			0	0.00	2
	TOTAL	2	50.00	0	0.00	0	0.00	1	25.00	0	0.00	0	0.00	1	25.00			0	0.00	4
Unit/Subunit 14B																				
	SUCCESSFUL	7	63.64	0	0.00	0	0.00	2	18.18	0	0.00	1	9.09	1	9.09			0	0.00	11
	UNSUCCESSFUL	1	16.67	0	0.00	0	0.00	1	16.67	1	16.67	0	0.00	2	33.33			1	16.67	6
	TOTAL	8	47.06	0	0.00	0	0.00	3	17.65	1	5.88	1	5.88	3	17.65			1	5.88	17
Unit/Subunit 14Z																				
	SUCCESSFUL	n/a	n/a	n/a	n/a	n/a	n/a	n/a	n/a	n/a	n/a	n/a	n/a	n/a	n/a			n/a	n/a	0
	UNSUCCESSFUL	0	0.00	0	0.00	0	0.00	0	0.00	0	0.00	0	0.00	1	100.00			0	0.00	1
	TOTAL	0	0.00	0	0.00	0	0.00	0	0.00	0	0.00	0	0.00	1	100.00			0	0.00	1
TOTAL UNIT																				
	SUCCESSFUL	9	69.23	0	0.00	0	0.00	2	15.38	0	0.00	1	7.69	1	7.69			0	0.00	13
	UNSUCCESSFUL	1	11.11	0	0.00	0	0.00	2	22.22	1	11.11	0	0.00	4	44.44			1	11.11	9
	TOTAL	10	45.45	0	0.00	0	0.00	4	18.18	1	4.55	1	4.55	5	22.73			1	4.55	22
Unit 15																				
Unit/Subunit 15A																				
	SUCCESSFUL	0	0.00	0	0.00	0	0.00	2	100.00	0	0.00	0	0.00	0	0.00			0	0.00	2
	UNSUCCESSFUL	0	0.00	0	0.00	0	0.00	0	0.00	0	0.00	0	0.00	1	100.00			0	0.00	1
	TOTAL	0	0.00	0	0.00	0	0.00	2	66.67	0	0.00	0	0.00	1	33.33			0	0.00	3
TOTAL UNIT																				
	SUCCESSFUL	0	0.00	0	0.00	0	0.00	2	100.00	0	0.00	0	0.00	0	0.00			0	0.00	2
	UNSUCCESSFUL	0	0.00	0	0.00	0	0.00	0	0.00	0	0.00	0	0.00	1	100.00			0	0.00	1
	TOTAL	0	0.00	0	0.00	0	0.00	2	66.67	0	0.00	0	0.00	1	33.33			0	0.00	3

1991-92 TRANSPORTATION METHODS BY SPECIES: CARIBOU

UNIT	SUCCESS	AIRPLANE NUMBER	%	HORSE/ DOG TEAM NUMBER	%	BOAT NUMBER	%	3-OR-4 WHEELER NUMBER	%	SNOWMACHINE NUMBER	%	OFF ROAD VEHICLE NUMBER	%	HIGHWAY VEHICLE NUMBER	%	WALKING (BEARS ONLY) NUMBER	%	UNKNOWN NUMBER	%	TOTAL NUMBER
Unit 18																				
TOTAL UNIT																				
	SUCCESSFUL	0	0.00	0	0.00	0	0.00	0	0.00	19	95.00	0	0.00	0	0.00			1	5.00	20
	UNSUCCESSFUL	0	0.00	0	0.00	0	0.00	0	0.00	3	100.00	0	0.00	0	0.00			0	0.00	3
	TOTAL	0	0.00	0	0.00	0	0.00	0	0.00	22	95.65	0	0.00	0	0.00			1	4.35	23
Unit 20																				
Unit/Subunit 20A																				
	SUCCESSFUL	0	0.00	0	0.00	0	0.00	73	74.49	0	0.00	12	12.24	9	9.18			4	4.08	98
	UNSUCCESSFUL	3	6.12	0	0.00	0	0.00	33	67.35	0	0.00	5	10.20	7	14.29			1	2.04	49
	TOTAL	3	2.04	0	0.00	0	0.00	106	72.11	0	0.00	17	11.56	16	10.88			5	3.40	147
Unit/Subunit 20B																				
	SUCCESSFUL	n/a	n/a	n/a	n/a	n/a	n/a	n/a	n/a	n/a	n/a	n/a	n/a	n/a	n/a			n/a	n/a	0
	UNSUCCESSFUL	0	0.00	0	0.00	0	0.00	0	0.00	1	50.00	0	0.00	1	50.00			0	0.00	2
	TOTAL	0	0.00	0	0.00	0	0.00	0	0.00	1	50.00	0	0.00	1	50.00			0	0.00	2
Unit/Subunit 20E																				
	SUCCESSFUL	0	0.00	0	0.00	0	0.00	0	0.00	1	25.00	1	25.00	2	50.00			0	0.00	4
	UNSUCCESSFUL	1	10.00	0	0.00	0	0.00	0	0.00	4	40.00	0	0.00	5	50.00			0	0.00	10
	TOTAL	1	7.14	0	0.00	0	0.00	0	0.00	5	35.71	1	7.14	7	50.00			0	0.00	14
Unit/Subunit 20F																				
	SUCCESSFUL	n/a	n/a	n/a	n/a	n/a	n/a	n/a	n/a	n/a	n/a	n/a	n/a	n/a	n/a			n/a	n/a	0
	UNSUCCESSFUL	0	0.00	0	0.00	0	0.00	0	0.00	0	0.00	0	0.00	0	0.00			1	100.00	1
	TOTAL	0	0.00	0	0.00	0	0.00	0	0.00	0	0.00	0	0.00	0	0.00			1	100.00	1
TOTAL UNIT																				
	SUCCESSFUL	112	15.91	51	7.24	12	1.70	345	49.01	1	0.14	35	4.97	126	17.90			22	3.13	704
	UNSUCCESSFUL	102	5.90	37	2.14	12	0.69	508	29.40	5	0.29	154	8.91	665	38.48			245	14.18	1728
	TOTAL	214	8.80	88	3.62	24	0.99	853	35.07	6	0.25	189	7.77	791	32.52			267	10.98	2432
Unit 25																				
Unit/Subunit 25C																				
	SUCCESSFUL	n/a	n/a	n/a	n/a	n/a	n/a	n/a	n/a	n/a	n/a	n/a	n/a	n/a	n/a			n/a	n/a	0
	UNSUCCESSFUL	0	0.00	0	0.00	0	0.00	0	0.00	7	77.78	0	0.00	2	22.22			0	0.00	9
	TOTAL	0	0.00	0	0.00	0	0.00	0	0.00	7	77.78	0	0.00	2	22.22			0	0.00	9
TOTAL UNIT																				
	SUCCESSFUL	3	42.86	0	0.00	0	0.00	2	28.57	0	0.00	2	28.57	0	0.00			0	0.00	7
	UNSUCCESSFUL	1	2.22	0	0.00	0	0.00	22	48.89	7	15.56	5	11.11	10	22.22			0	0.00	45
	TOTAL	4	7.69	0	0.00	0	0.00	24	46.15	7	13.46	7	13.46	10	19.23			0	0.00	52

1991-92 TRANSPORTATION METHODS BY SPECIES: CARIBOU

UNIT	SUCCESS	AIRPLANE NUMBER	AIRPLANE %	HORSE/ DOG TEAM NUMBER	HORSE/ DOG TEAM %	BOAT NUMBER	BOAT %	3-OR-4 WHEELER NUMBER	3-OR-4 WHEELER %	SNOWMACHINE NUMBER	SNOWMACHINE %	OFF ROAD VEHICLE NUMBER	OFF ROAD VEHICLE %	HIGHWAY VEHICLE NUMBER	HIGHWAY VEHICLE %	WALKING (BEARS ONLY) NUMBER	WALKING (BEARS ONLY) %	UNKNOWN NUMBER	UNKNOWN %	TOTAL NUMBER
Unit 26																				
Unit/Subunit 26A																				
	SUCCESSFUL	76	97.44	0	0.00	1	1.28	0	0.00	0	0.00	0	0.00	1	1.28			0	0.00	78
	UNSUCCESSFUL	0	n/a	0	n/a	0	n/a	0	n/a	0	n/a	0	n/a	0	n/a			0	n/a	0
	TOTAL	76	97.44	0	0.00	1	1.28	0	0.00	0	0.00	0	0.00	1	1.28			0	0.00	78
TOTAL UNIT																				
	SUCCESSFUL	76	97.44	0	0.00	1	1.28	0	0.00	0	0.00	0	0.00	1	1.28			0	0.00	78
	UNSUCCESSFUL	0	n/a	0	n/a	0	n/a	0	n/a	0	n/a	0	n/a	0	n/a			0	n/a	0
	TOTAL	76	97.44	0	0.00	1	1.28	0	0.00	0	0.00	0	0.00	1	1.28			0	0.00	78
Unit 27																				
TOTAL UNIT																				
	SUCCESSFUL	0	0.00	0	0.00	0	0.00	0	0.00	0	0.00	0	0.00	1	33.33			2	66.67	3
	UNSUCCESSFUL	0	n/a	0	n/a	0	n/a	0	n/a	0	n/a	0	n/a	0	n/a			0	n/a	0
	TOTAL	0	0.00	0	0.00	0	0.00	0	0.00	0	0.00	0	0.00	1	33.33			2	66.67	3
TOTAL STATEWIDE																				
	SUCCESSFUL	356	9.36	97	2.55	195	5.13	832	21.87	528	13.88	230	6.05	1391	36.57			175	4.60	3804
	UNSUCCESSFUL	155	4.25	70	1.92	76	2.09	696	19.09	226	6.20	236	6.47	1683	46.17			503	13.80	3645
	TOTAL	511	6.86	167	2.24	271	3.64	1528	20.51	754	10.12	466	6.26	3074	41.27			678	9.10	7449

1991-92 TRANSPORTATION METHODS BY SPECIES: DEER

UNIT	SUCCESS	AIRPLANE NUMBER	AIRPLANE %	HORSE/ DOG TEAM NUMBER	HORSE/ DOG TEAM %	BOAT NUMBER	BOAT %	3-OR-4 WHEELER NUMBER	3-OR-4 WHEELER %	SNOWMACHINE NUMBER	SNOWMACHINE %	OFF ROAD VEHICLE NUMBER	OFF ROAD VEHICLE %	HIGHWAY VEHICLE NUMBER	HIGHWAY VEHICLE %	WALKING (BEARS ONLY) NUMBER	WALKING (BEARS ONLY) %	UNKNOWN NUMBER	UNKNOWN %	TOTAL NUMBER
Unit 03																				
TOTAL UNIT																				
	SUCCESSFUL	0	0.00	0	0.00	12	5.61	0	0.00	0	0.00	0	0.00	196	91.59			6	2.80	214
	UNSUCCESSFUL	0	0.00	0	0.00	30	7.71	0	0.00	0	0.00	0	0.00	214	55.01			145	37.28	389
	TOTAL	0	0.00	0	0.00	42	6.97	0	0.00	0	0.00	0	0.00	410	67.99			151	25.04	603
Unit 06																				
Unit/Subunit 06C																				
	SUCCESSFUL	n/a	n/a	n/a	n/a	n/a	n/a	n/a	n/a	n/a	n/a	n/a	n/a	n/a	n/a			n/a	n/a	0
	UNSUCCESSFUL	0	0.00	0	0.00	0	0.00	0	0.00	0	0.00	0	0.00	9	100.00			0	0.00	9
	TOTAL	0	0.00	0	0.00	0	0.00	0	0.00	0	0.00	0	0.00	9	100.00			0	0.00	9
Unit/Subunit 06D																				
	SUCCESSFUL	233	32.54	0	0.00	483	67.46	0	0.00	0	0.00	0	0.00	0	0.00			0	0.00	716
	UNSUCCESSFUL	325	36.89	4	0.45	516	58.57	0	0.00	4	0.45	0	0.00	32	3.63			0	0.00	881
	TOTAL	558	34.94	4	0.25	999	62.55	0	0.00	4	0.25	0	0.00	32	2.00			0	0.00	1597
TOTAL UNIT																				
	SUCCESSFUL	233	32.54	0	0.00	483	67.46	0	0.00	0	0.00	0	0.00	0	0.00			0	0.00	716
	UNSUCCESSFUL	325	36.52	4	0.45	516	57.98	0	0.00	4	0.45	0	0.00	41	4.61			0	0.00	890
	TOTAL	558	34.74	4	0.25	999	62.20	0	0.00	4	0.25	0	0.00	41	2.55			0	0.00	1606
Unit 08																				
TOTAL UNIT																				
	SUCCESSFUL	1439	43.79	25	0.76	1416	43.09	174	5.30	6	0.18	16	0.49	210	6.39			0	0.00	3286
	UNSUCCESSFUL	326	29.34	9	0.81	360	32.40	69	6.21	6	0.54	38	3.42	303	27.27			0	0.00	1111
	TOTAL	1765	40.14	34	0.77	1776	40.39	243	5.53	12	0.27	54	1.23	513	11.67			0	0.00	4397
TOTAL STATEWIDE																				
	SUCCESSFUL	1672	39.66	25	0.59	1911	45.33	174	4.13	6	0.14	16	0.38	406	9.63			6	0.14	4216
	UNSUCCESSFUL	651	27.24	13	0.54	906	37.91	69	2.89	10	0.42	38	1.59	558	23.35			145	6.07	2390
	TOTAL	2323	35.17	38	0.58	2817	42.64	243	3.68	16	0.24	54	0.82	964	14.59			151	2.29	6606

1991-92 TRANSPORTATION METHODS BY SPECIES: ELK

UNIT	SUCCESS	AIRPLANE NUMBER	%	HORSE/ DOG TEAM NUMBER	%	BOAT NUMBER	%	3-OR-4 WHEELER NUMBER	%	SNOWMACHINE NUMBER	%	OFF ROAD VEHICLE NUMBER	%	HIGHWAY VEHICLE NUMBER	%	WALKING (BEARS ONLY) NUMBER	%	UNKNOWN NUMBER	%	TOTAL NUMBER
Unit 08																				
TOTAL UNIT																				
	SUCCESSFUL	45	44.55	24	23.76	24	23.76	0	0.00	1	0.99	0	0.00	0	0.00			7	6.93	101
	UNSUCCESSFUL	185	38.62	163	34.03	64	13.36	4	0.84	8	1.67	1	0.21	0	0.00			54	11.27	479
	TOTAL	230	39.66	187	32.24	88	15.17	4	0.69	9	1.55	1	0.17	0	0.00			61	10.52	580
TOTAL STATEWIDE																				
	SUCCESSFUL	45	44.55	24	23.76	24	23.76	0	0.00	1	0.99	0	0.00	0	0.00			7	6.93	101
	UNSUCCESSFUL	185	38.62	163	34.03	64	13.36	4	0.84	8	1.67	1	0.21	0	0.00			54	11.27	479
	TOTAL	230	39.66	187	32.24	88	15.17	4	0.69	9	1.55	1	0.17	0	0.00			61	10.52	580

1991-92 TRANSPORTATION METHODS BY SPECIES: LYNX

UNIT	SUCCESS	AIRPLANE NUMBER	%	HORSE/ DOG TEAM NUMBER	%	BOAT NUMBER	%	3-OR-4 WHEELER NUMBER	%	SNOWMACHINE NUMBER	%	OFF ROAD VEHICLE NUMBER	%	HIGHWAY VEHICLE NUMBER	%	WALKING (BEARS ONLY) NUMBER	%	UNKNOWN NUMBER	%	TOTAL NUMBER
Unit 01																				
Unit/Subunit 01D																				
	SUCCESSFUL	0	0.00	1	20.00	0	0.00	0	0.00	1	20.00	0	0.00	3	60.00			0	0.00	5
	UNSUCCESSFUL	n/a	n/a	n/a	n/a	n/a	n/a	n/a	n/a	n/a	n/a	n/a	n/a	n/a	n/a			n/a	n/a	n/a
	TOTAL	0	0.00	1	20.00	0	0.00	0	0.00	1	20.00	0	0.00	3	60.00			0	0.00	5
TOTAL UNIT																				
	SUCCESSFUL	0	0.00	1	20.00	0	0.00	0	0.00	1	20.00	0	0.00	3	60.00			0	0.00	5
	UNSUCCESSFUL	n/a	n/a	n/a	n/a	n/a	n/a	n/a	n/a	n/a	n/a	n/a	n/a	n/a	n/a			n/a	n/a	n/a
	TOTAL	0	0.00	1	20.00	0	0.00	0	0.00	1	20.00	0	0.00	3	60.00			0	0.00	5
Unit 09																				
Unit/Subunit 09B																				
	SUCCESSFUL	0	0.00	0	0.00	0	0.00	0	0.00	4	100.00	0	0.00	0	0.00			0	0.00	4
	UNSUCCESSFUL	n/a	n/a	n/a	n/a	n/a	n/a	n/a	n/a	n/a	n/a	n/a	n/a	n/a	n/a			n/a	n/a	n/a
	TOTAL	0	0.00	0	0.00	0	0.00	0	0.00	4	100.00	0	0.00	0	0.00			0	0.00	4
Unit/Subunit 09C																				
	SUCCESSFUL	0	0.00	0	0.00	0	0.00	0	0.00	6	42.86	0	0.00	2	14.29			6	42.86	14
	UNSUCCESSFUL	n/a	n/a	n/a	n/a	n/a	n/a	n/a	n/a	n/a	n/a	n/a	n/a	n/a	n/a			n/a	n/a	n/a
	TOTAL	0	0.00	0	0.00	0	0.00	0	0.00	6	42.86	0	0.00	2	14.29			6	42.86	14
Unit/Subunit 09E																				
	SUCCESSFUL	0	0.00	0	0.00	0	0.00	5	62.50	2	25.00	0	0.00	0	0.00			1	12.50	8
	UNSUCCESSFUL	n/a	n/a	n/a	n/a	n/a	n/a	n/a	n/a	n/a	n/a	n/a	n/a	n/a	n/a			n/a	n/a	n/a
	TOTAL	0	0.00	0	0.00	0	0.00	5	62.50	2	25.00	0	0.00	0	0.00			1	12.50	8
TOTAL UNIT																				
	SUCCESSFUL	0	0.00	0	0.00	0	0.00	5	19.23	12	46.15	0	0.00	2	7.69			7	26.92	26
	UNSUCCESSFUL	n/a	n/a	n/a	n/a	n/a	n/a	n/a	n/a	n/a	n/a	n/a	n/a	n/a	n/a			n/a	n/a	n/a
	TOTAL	0	0.00	0	0.00	0	0.00	5	19.23	12	46.15	0	0.00	2	7.69			7	26.92	26
Unit 11																				
TOTAL UNIT																				
	SUCCESSFUL	0	0.00	15	14.29	0	0.00	0	0.00	87	82.86	0	0.00	0	0.00			3	2.86	105
	UNSUCCESSFUL	n/a	n/a	n/a	n/a	n/a	n/a	n/a	n/a	n/a	n/a	n/a	n/a	n/a	n/a			n/a	n/a	n a
	TOTAL	0	0.00	15	14.29	0	0.00	0	0.00	87	82.86	0	0.00	0	0.00			3	2.86	105
Unit 12																				
TOTAL UNIT																				
	SUCCESSFUL	0	0.00	2	1.16	0	0.00	0	0.00	145	83.82	1	0.58	20	11.56			5	2.89	173
	UNSUCCESSFUL	n/a	n/a	n/a	n/a	n/a	n/a	n/a	n/a	n/a	n/a	n/a	n/a	n/a	n/a			n/a	n/a	n/a
	TOTAL	0	0.00	2	1.16	0	0.00	0	0.00	145	83.82	1	0.58	20	11.56			5	2.89	173

1991-92 TRANSPORTATION METHODS BY SPECIES: LYNX

UNIT	SUCCESS	AIRPLANE NUMBER	%	HORSE/ DOG TEAM NUMBER	%	BOAT NUMBER	%	3-OR-4 WHEELER NUMBER	%	SNOWMACHINE NUMBER	%	OFF ROAD VEHICLE NUMBER	%	HIGHWAY VEHICLE NUMBER	%	WALKING (BEARS ONLY) NUMBER	%	UNKNOWN NUMBER	%	TOTAL NUMBER
Unit 13																				
Unit/Subunit 13A																				
	SUCCESSFUL	0	0.00	1	4.55	0	0.00	1	4.55	20	90.91	0	0.00	0	0.00			0	0.00	22
	UNSUCCESSFUL	n/a	n/a	n/a	n/a	n/a	n/a	n/a	n/a	n/a	n/a	n/a	n/a	n/a	n/a			n/a	n/a	n/a
	TOTAL	0	0.00	1	4.55	0	0.00	1	4.55	20	90.91	0	0.00	0	0.00			0	0.00	22
Unit/Subunit 13B																				
	SUCCESSFUL	0	0.00	0	0.00	0	0.00	0	0.00	1	100.00	0	0.00	0	0.00			0	0.00	1
	UNSUCCESSFUL	n/a	n/a	n/a	n/a	n/a	n/a	n/a	n/a	n/a	n/a	n/a	n/a	n/a	n/a			n/a	n/a	n/a
	TOTAL	0	0.00	0	0.00	0	0.00	0	0.00	1	100.00	0	0.00	0	0.00			0	0.00	1
Unit/Subunit 13C																				
	SUCCESSFUL	0	0.00	1	5.26	0	0.00	0	0.00	18	94.74	0	0.00	0	0.00			0	0.00	19
	UNSUCCESSFUL	n/a	n/a	n/a	n/a	n/a	n/a	n/a	n/a	n/a	n/a	n/a	n/a	n/a	n/a			n/a	n/a	n/a
	TOTAL	0	0.00	1	5.26	0	0.00	0	0.00	18	94.74	0	0.00	0	0.00			0	0.00	19
Unit/Subunit 13D																				
	SUCCESSFUL	0	0.00	5	6.33	0	0.00	1	1.27	60	75.95	0	0.00	13	16.46			0	0.00	79
	UNSUCCESSFUL	n/a	n/a	n/a	n/a	n/a	n/a	n/a	n/a	n/a	n/a	n/a	n/a	n/a	n/a			n/a	n/a	n/a
	TOTAL	0	0.00	5	6.33	0	0.00	1	1.27	60	75.95	0	0.00	13	16.46			0	0.00	79
TOTAL UNIT																				
	SUCCESSFUL	0	0.00	7	5.79	0	0.00	2	1.65	99	81.82	0	0.00	13	10.74			0	0.00	121
	UNSUCCESSFUL	n/a	n/a	n/a	n/a	n/a	n/a	n/a	n/a	n/a	n/a	n/a	n/a	n/a	n/a			n/a	n/a	n/a
	TOTAL	0	0.00	7	5.79	0	0.00	2	1.65	99	81.82	0	0.00	13	10.74			0	0.00	121
Unit 14																				
Unit/Subunit 14A																				
	SUCCESSFUL	0	0.00	0	0.00	0	0.00	4	36.36	6	54.55	0	0.00	1	9.09			0	0.00	11
	UNSUCCESSFUL	n/a	n/a	n/a	n/a	n/a	n/a	n/a	n/a	n/a	n/a	n/a	n/a	n/a	n/a			n/a	n/a	n/a
	TOTAL	0	0.00	0	0.00	0	0.00	4	36.36	6	54.55	0	0.00	1	9.09			0	0.00	11
Unit/Subunit 14C																				
	SUCCESSFUL	0	0.00	0	0.00	0	0.00	0	0.00	1	25.00	0	0.00	3	75.00			0	0.00	4
	UNSUCCESSFUL	n/a	n/a	n/a	n/a	n/a	n/a	n/a	n/a	n/a	n/a	n/a	n/a	n/a	n/a			n/a	n/a	n/a
	TOTAL	0	0.00	0	0.00	0	0.00	0	0.00	1	25.00	0	0.00	3	75.00			0	0.00	4
TOTAL UNIT																				
	SUCCESSFUL	0	0.00	0	0.00	0	0.00	4	26.67	7	46.67	0	0.00	4	26.67			0	0.00	15
	UNSUCCESSFUL	n/a	n/a	n/a	n/a	n/a	n/a	n/a	n/a	n/a	n/a	n/a	n/a	n/a	n/a			n/a	n/a	n/a
	TOTAL	0	0.00	0	0.00	0	0.00	4	26.67	7	46.67	0	0.00	4	26.67			0	0.00	15

1991-92 TRANSPORTATION METHODS BY SPECIES: LYNX

UNIT	SUCCESS	AIRPLANE NUMBER	%	HORSE/ DOG TEAM NUMBER	%	BOAT NUMBER	%	3-OR-4 WHEELER NUMBER	%	SNOWMACHINE NUMBER	%	OFF ROAD VEHICLE NUMBER	%	HIGHWAY VEHICLE NUMBER	%	WALKING (BEARS ONLY) NUMBER	%	UNKNOWN NUMBER	%	TOTAL NUMBER
Unit 16																				
Unit/Subunit 16B																				
	SUCCESSFUL	0	0.00	0	0.00	0	0.00	0	0.00	1	100.00	0	0.00	0	0.00			0	0.00	1
	UNSUCCESSFUL	n/a	n/a	n/a	n/a	n/a	n/a	n/a	n/a	n/a	n/a	n/a	n/a	n/a	n/a			n/a	n/a	n/a
	TOTAL	0	0.00	0	0.00	0	0.00	0	0.00	1	100.00	0	0.00	0	0.00			0	0.00	1
TOTAL UNIT																				
	SUCCESSFUL	0	0.00	0	0.00	0	0.00	0	0.00	1	100.00	0	0.00	0	0.00			0	0.00	1
	UNSUCCESSFUL	n/a	n/a	n/a	n/a	n/a	n/a	n/a	n/a	n/a	n/a	n/a	n/a	n/a	n/a			n/a	n/a	n/a
	TOTAL	0	0.00	0	0.00	0	0.00	0	0.00	1	100.00	0	0.00	0	0.00			0	0.00	1
Unit 17																				
Unit/Subunit 17B																				
	SUCCESSFUL	0	0.00	0	0.00	0	0.00	0	0.00	5	100.00	0	0.00	0	0.00			0	0.00	5
	UNSUCCESSFUL	n/a	n/a	n/a	n/a	n/a	n/a	n/a	n/a	n/a	n/a	n/a	n/a	n/a	n/a			n/a	n/a	n/a
	TOTAL	0	0.00	0	0.00	0	0.00	0	0.00	5	100.00	0	0.00	0	0.00			0	0.00	5
TOTAL UNIT																				
	SUCCESSFUL	0	0.00	0	0.00	0	0.00	0	0.00	5	100.00	0	0.00	0	0.00			0	0.00	5
	UNSUCCESSFUL	n/a	n/a	n/a	n/a	n/a	n/a	n/a	n/a	n/a	n/a	n/a	n/a	n/a	n/a			n/a	n/a	n/a
	TOTAL	0	0.00	0	0.00	0	0.00	0	0.00	5	100.00	0	0.00	0	0.00			0	0.00	5
Unit 18																				
TOTAL UNIT																				
	SUCCESSFUL	0	0.00	0	0.00	0	0.00	0	0.00	4	100.00	0	0.00	0	0.00			0	0.00	4
	UNSUCCESSFUL	n/a	n/a	n/a	n/a	n/a	n/a	n/a	n/a	n/a	n/a	n/a	n/a	n/a	n/a			n/a	n/a	n/a
	TOTAL	0	0.00	0	0.00	0	0.00	0	0.00	4	100.00	0	0.00	0	0.00			0	0.00	4
Unit 19																				
Unit/Subunit 19A																				
	SUCCESSFUL	13	61.90	0	0.00	0	0.00	0	0.00	8	38.10	0	0.00	0	0.00			0	0.00	21
	UNSUCCESSFUL	n/a	n/a	n/a	n/a	n/a	n/a	n/a	n/a	n/a	n/a	n/a	n/a	n/a	n/a			n/a	n/a	n/a
	TOTAL	13	61.90	0	0.00	0	0.00	0	0.00	8	38.10	0	0.00	0	0.00			0	0.00	21
Unit/Subunit 19C																				
	SUCCESSFUL	0	0.00	1	20.00	0	0.00	0	0.00	4	80.00	0	0.00	0	0.00			0	0.00	5
	UNSUCCESSFUL	n/a	n/a	n/a	n/a	n/a	n/a	n/a	n/a	n/a	n/a	n/a	n/a	n/a	n/a			n/a	n/a	n/a
	TOTAL	0	0.00	1	20.00	0	0.00	0	0.00	4	80.00	0	0.00	0	0.00			0	0.00	5
Unit/Subunit 19D																				
	SUCCESSFUL	0	0.00	0	0.00	0	0.00	0	0.00	6	100.00	0	0.00	0	0.00			0	0.00	6
	UNSUCCESSFUL	n/a	n/a	n/a	n/a	n/a	n/a	n/a	n/a	n/a	n/a	n/a	n/a	n/a	n/a			n/a	n/a	n/a
	TOTAL	0	0.00	0	0.00	0	0.00	0	0.00	6	100.00	0	0.00	0	0.00			0	0.00	6
TOTAL UNIT																				
	SUCCESSFUL	13	40.63	1	3.13	0	0.00	0	0.00	18	56.25	0	0.00	0	0.00			0	0.00	32
	UNSUCCESSFUL	n/a	n/a	n/a	n/a	n/a	n/a	n/a	n/a	n/a	n/a	n/a	n/a	n/a	n/a			n/a	n/a	n/a
	TOTAL	13	40.63	1	3.13	0	0.00	0	0.00	18	56.25	0	0.00	0	0.00			0	0.00	32

1991-92 TRANSPORTATION METHODS BY SPECIES: LYNX

UNIT	SUCCESS	AIRPLANE NUMBER	AIRPLANE %	HORSE/ DOG TEAM NUMBER	HORSE/ DOG TEAM %	BOAT NUMBER	BOAT %	3-OR-4 WHEELER NUMBER	3-OR-4 WHEELER %	SNOWMACHINE NUMBER	SNOWMACHINE %	OFF ROAD VEHICLE NUMBER	OFF ROAD VEHICLE %	HIGHWAY VEHICLE NUMBER	HIGHWAY VEHICLE %	WALKING (BEARS ONLY) NUMBER	WALKING (BEARS ONLY) %	UNKNOWN NUMBER	UNKNOWN %	TOTAL NUMBER
Unit 20																				
Unit/Subunit 20A																				
	SUCCESSFUL	35	18.92	5	2.70	0	0.00	0	0.00	144	77.84	0	0.00	0	0.00			1	0.54	185
	UNSUCCESSFUL	n/a	n/a	n/a	n/a	n/a	n/a	n/a	n/a	n/a	n/a	n/a	n/a	n/a	n/a			n/a	n/a	n/a
	TOTAL	35	18.92	5	2.70	0	0.00	0	0.00	144	77.84	0	0.00	0	0.00			1	0.54	185
Unit/Subunit 20B																				
	SUCCESSFUL	3	2.33	2	1.55	0	0.00	0	0.00	115	89.15	0	0.00	9	6.98			0	0.00	129
	UNSUCCESSFUL	n/a	n/a	n/a	n/a	n/a	n/a	n/a	n/a	n/a	n/a	n/a	n/a	n/a	n/a			n/a	n/a	n/a
	TOTAL	3	2.33	2	1.55	0	0.00	0	0.00	115	89.15	0	0.00	9	6.98			0	0.00	129
Unit/Subunit 20C																				
	SUCCESSFUL	0	0.00	42	23.73	0	0.00	0	0.00	134	75.71	0	0.00	1	0.56			0	0.00	177
	UNSUCCESSFUL	n/a	n/a	n/a	n/a	n/a	n/a	n/a	n/a	n/a	n/a	n/a	n/a	n/a	n/a			n/a	n/a	n/a
	TOTAL	0	0.00	42	23.73	0	0.00	0	0.00	134	75.71	0	0.00	1	0.56			0	0.00	177
Unit/Subunit 20D																				
	SUCCESSFUL	0	0.00	1	2.17	0	0.00	0	0.00	34	73.91	0	0.00	9	19.57			2	4.35	46
	UNSUCCESSFUL	n/a	n/a	n/a	n/a	n/a	n/a	n/a	n/a	n/a	n/a	n/a	n/a	n/a	n/a			n/a	n/a	n/a
	TOTAL	0	0.00	1	2.17	0	0.00	0	0.00	34	73.91	0	0.00	9	19.57			2	4.35	46
Unit/Subunit 20E																				
	SUCCESSFUL	28	24.78	4	3.54	0	0.00	0	0.00	75	66.37	0	0.00	0	0.00			6	5.31	113
	UNSUCCESSFUL	n/a	n/a	n/a	n/a	n/a	n/a	n/a	n/a	n/a	n/a	n/a	n/a	n/a	n/a			n/a	n/a	n/a
	TOTAL	28	24.78	4	3.54	0	0.00	0	0.00	75	66.37	0	0.00	0	0.00			6	5.31	113
Unit/Subunit 20F																				
	SUCCESSFUL	0	0.00	0	0.00	0	0.00	0	0.00	41	87.23	0	0.00	6	12.77			0	0.00	47
	UNSUCCESSFUL	n/a	n/a	n/a	n/a	n/a	n/a	n/a	n/a	n/a	n/a	n/a	n/a	n/a	n/a			n/a	n/a	n/a
	TOTAL	0	0.00	0	0.00	0	0.00	0	0.00	41	87.23	0	0.00	6	12.77			0	0.00	47
TOTAL UNIT																				
	SUCCESSFUL	66	9.47	54	7.75	0	0.00	0	0.00	543	77.91	0	0.00	25	3.59			9	1.29	697
	UNSUCCESSFUL	n/a	n/a	n/a	n/a	n/a	n/a	n/a	n/a	n/a	n/a	n/a	n/a	n/a	n/a			n/a	n/a	n/a
	TOTAL	66	9.47	54	7.75	0	0.00	0	0.00	543	77.91	0	0.00	25	3.59			9	1.29	697
Unit 21																				
Unit/Subunit 21A																				
	SUCCESSFUL	0	0.00	0	0.00	0	0.00	0	0.00	6	100.00	0	0.00	0	0.00			0	0.00	6
	UNSUCCESSFUL	n/a	n/a	n/a	n/a	n/a	n/a	n/a	n/a	n/a	n/a	n/a	n/a	n/a	n/a			n/a	n/a	n/a
	TOTAL	0	0.00	0	0.00	0	0.00	0	0.00	6	100.00	0	0.00	0	0.00			0	0.00	6
Unit/Subunit 21B																				
	SUCCESSFUL	1	3.85	4	15.38	0	0.00	0	0.00	21	80.77	0	0.00	0	0.00			0	0.00	26
	UNSUCCESSFUL	n/a	n/a	n/a	n/a	n/a	n/a	n/a	n/a	n/a	n/a	n/a	n/a	n/a	n/a			n/a	n/a	n/a
	TOTAL	1	3.85	4	15.38	0	0.00	0	0.00	21	80.77	0	0.00	0	0.00			0	0.00	26
Unit/Subunit 21C																				
	SUCCESSFUL	1	100.00	0	0.00	0	0.00	0	0.00	0	0.00	0	0.00	0	0.00			0	0.00	1
	UNSUCCESSFUL	n/a	n/a	n/a	n/a	n/a	n/a	n/a	n/a	n/a	n/a	n/a	n/a	n/a	n/a			n/a	n/a	n/a
	TOTAL	1	100.00	0	0.00	0	0.00	0	0.00	0	0.00	0	0.00	0	0.00			0	0.00	1

1991-92 TRANSPORTATION METHODS BY SPECIES: LYNX

UNIT	SUCCESS	AIRPLANE NUMBER	%	HORSE/ DOG TEAM NUMBER	%	BOAT NUMBER	%	3-OR-4 WHEELER NUMBER	%	SNOWMACHINE NUMBER	%	OFF ROAD VEHICLE NUMBER	%	HIGHWAY VEHICLE NUMBER	%	WALKING (BEARS ONLY) NUMBER	%	UNKNOWN NUMBER	%	TOTAL NUMBER
Unit 21																				
Unit/Subunit 21D																				
	SUCCESSFUL	1	3.70	0	0.00	0	0.00	0	0.00	25	92.59	0	0.00	1	3.70			0	0.00	27
	UNSUCCESSFUL	n/a	n/a	n/a	n/a	n/a	n/a	n/a	n/a	n/a	n/a	n/a	n/a	n/a	n/a			n/a	n/a	n/a
	TOTAL	1	3.70	0	0.00	0	0.00	0	0.00	25	92.59	0	0.00	1	3.70			0	0.00	27
Unit/Subunit 21E																				
	SUCCESSFUL	0	0.00	0	0.00	0	0.00	0	0.00	7	100.00	0	0.00	0	0.00			0	0.00	7
	UNSUCCESSFUL	n/a	n/a	n/a	n/a	n/a	n/a	n/a	n/a	n/a	n/a	n/a	n/a	n/a	n/a			n/a	n/a	n/a
	TOTAL	0	0.00	0	0.00	0	0.00	0	0.00	7	100.00	0	0.00	0	0.00			0	0.00	7
TOTAL UNIT																				
	SUCCESSFUL	3	4.48	4	5.97	0	0.00	0	0.00	59	88.06	0	0.00	1	1.49			0	0.00	67
	UNSUCCESSFUL	n/a	n/a	n/a	n/a	n/a	n/a	n/a	n/a	n/a	n/a	n/a	n/a	n/a	n/a			n/a	n/a	n/a
	TOTAL	3	4.48	4	5.97	0	0.00	0	0.00	59	88.06	0	0.00	1	1.49			0	0.00	67
Unit 22																				
Unit/Subunit 22E																				
	SUCCESSFUL	0	0.00	0	0.00	0	0.00	0	0.00	1	100.00	0	0.00	0	0.00			0	0.00	1
	UNSUCCESSFUL	n/a	n/a	n/a	n/a	n/a	n/a	n/a	n/a	n/a	n/a	n/a	n/a	n/a	n/a			n/a	n/a	n/a
	TOTAL	0	0.00	0	0.00	0	0.00	0	0.00	1	100.00	0	0.00	0	0.00			0	0.00	1
TOTAL UNIT																				
	SUCCESSFUL	0	0.00	0	0.00	0	0.00	0	0.00	1	100.00	0	0.00	0	0.00			0	0.00	1
	UNSUCCESSFUL	n/a	n/a	n/a	n/a	n/a	n/a	n/a	n/a	n/a	n/a	n/a	n/a	n/a	n/a			n/a	n/a	n/a
	TOTAL	0	0.00	0	0.00	0	0.00	0	0.00	1	100.00	0	0.00	0	0.00			0	0.00	1
Unit 23																				
TOTAL UNIT																				
	SUCCESSFUL	0	0.00	0	0.00	0	0.00	0	0.00	1	100.00	0	0.00	0	0.00			0	0.00	1
	UNSUCCESSFUL	n/a	n/a	n/a	n/a	n/a	n/a	n/a	n/a	n/a	n/a	n/a	n/a	n/a	n/a			n/a	n/a	n/a
	TOTAL	0	0.00	0	0.00	0	0.00	0	0.00	1	100.00	0	0.00	0	0.00			0	0.00	1
Unit 24																				
TOTAL UNIT																				
	SUCCESSFUL	1	0.65	3	1.95	3	1.95	4	2.60	136	88.31	1	0.65	3	1.95			3	1.95	154
	UNSUCCESSFUL	n/a	n/a	n/a	n/a	n/a	n/a	n/a	n/a	n/a	n/a	n/a	n/a	n/a	n/a			n/a	n/a	n/a
	TOTAL	1	0.65	3	1.95	3	1.95	4	2.60	136	88.31	1	0.65	3	1.95			3	1.95	154
Unit 25																				
Unit/Subunit 25A																				
	SUCCESSFUL	0	0.00	8	24.24	0	0.00	0	0.00	25	75.76	0	0.00	0	0.00			0	0.00	33
	UNSUCCESSFUL	n/a	n/a	n/a	n/a	n/a	n/a	n/a	n/a	n/a	n/a	n/a	n/a	n/a	n/a			n/a	n/a	n/a
	TOTAL	0	0.00	8	24.24	0	0.00	0	0.00	25	75.76	0	0.00	0	0.00			0	0.00	33
Unit/Subunit 25B																				
	SUCCESSFUL	5	1.87	46	17.23	11	4.12	0	0.00	192	71.91	0	0.00	0	0.00			13	4.87	267
	UNSUCCESSFUL	n/a	n/a	n/a	n/a	n/a	n/a	n/a	n/a	n/a	n/a	n/a	n/a	n/a	n/a			n/a	n/a	n/a
	TOTAL	5	1.87	46	17.23	11	4.12	0	0.00	192	71.91	0	0.00	0	0.00			13	4.87	267

1991-92 TRANSPORTATION METHODS BY SPECIES: LYNX

UNIT	SUCCESS	AIRPLANE NUMBER	%	HORSE/ DOG TEAM NUMBER	%	BOAT NUMBER	%	3-OR-4 WHEELER NUMBER	%	SNOWMACHINE NUMBER	%	OFF ROAD VEHICLE NUMBER	%	HIGHWAY VEHICLE NUMBER	%	WALKING (BEARS ONLY) NUMBER	%	UNKNOWN NUMBER	%	TOTAL NUMBER
Unit 25																				
Unit/Subunit 25C																				
	SUCCESSFUL	0	0.00	0	0.00	0	0.00	0	0.00	5	62.50	0	0.00	3	37.50			0	0.00	8
	UNSUCCESSFUL	n/a	n/a	n/a	n/a	n/a	n/a	n/a	n/a	n/a	n/a	n/a	n/a	n/a	n/a			n/a	n/a	n/a
	TOTAL	0	0.00	0	0.00	0	0.00	0	0.00	5	62.50	0	0.00	3	37.50			0	0.00	8
Unit/Subunit 25D																				
	SUCCESSFUL	0	0.00	3	0.90	9	2.71	0	0.00	307	92.47	0	0.00	0	0.00			13	3.92	332
	UNSUCCESSFUL	n/a	n/a	n/a	n/a	n/a	n/a	n/a	n/a	n/a	n/a	n/a	n/a	n/a	n/a			n/a	n/a	n/a
	TOTAL	0	0.00	3	0.90	9	2.71	0	0.00	307	92.47	0	0.00	0	0.00			13	3.92	332
TOTAL UNIT																				
	SUCCESSFUL	5	0.78	57	8.91	20	3.13	0	0.00	529	82.66	0	0.00	3	0.47			26	4.06	640
	UNSUCCESSFUL	n/a	n/a	n/a	n/a	n/a	n/a	n/a	n/a	n/a	n/a	n/a	n/a	n/a	n/a			n/a	n/a	n/a
	TOTAL	5	0.78	57	8.91	20	3.13	0	0.00	529	82.66	0	0.00	3	0.47			26	4.06	640
TOTAL STATEWIDE																				
	SUCCESSFUL	88	4.30	144	7.03	23	1.12	15	0.73	1648	80.51	2	0.10	74	3.62			53	2.59	2047
	UNSUCCESSFUL	n/a	n/a	n/a	n/a	n/a	n/a	n/a	n/a	n/a	n/a	n/a	n/a	n/a	n/a			n/a	n/a	n/a
	TOTAL	88	4.30	144	7.03	23	1.12	15	0.73	1648	80.51	2	0.10	74	3.62			53	2.59	2047

1991-92 TRANSPORTATION METHODS BY SPECIES: MARTEN

UNIT	SUCCESS	AIRPLANE NUMBER	AIRPLANE %	HORSE/ DOG TEAM NUMBER	HORSE/ DOG TEAM %	BOAT NUMBER	BOAT %	3-OR-4 WHEELER NUMBER	3-OR-4 WHEELER %	SNOWMACHINE NUMBER	SNOWMACHINE %	OFF ROAD VEHICLE NUMBER	OFF ROAD VEHICLE %	HIGHWAY VEHICLE NUMBER	HIGHWAY VEHICLE %	WALKING (BEARS ONLY) NUMBER	WALKING (BEARS ONLY) %	UNKNOWN NUMBER	UNKNOWN %	TOTAL NUMBER
Unit 01																				
Unit/Subunit 01A																				
	SUCCESSFUL	0	0.00	0	0.00	565	93.08	6	0.99	23	3.79	0	0.00	13	2.14			0	0.00	607
	UNSUCCESSFUL	n/a	n/a	n/a	n/a	n/a	n/a	n/a	n/a	n/a	n/a	n/a	n/a	n/a	n/a			n/a	n/a	n/a
	TOTAL	0	0.00	0	0.00	565	93.08	6	0.99	23	3.79	0	0.00	13	2.14			0	0.00	607
Unit/Subunit 01B																				
	SUCCESSFUL	0	0.00	0	0.00	202	59.06	0	0.00	140	40.94	0	0.00	0	0.00			0	0.00	342
	UNSUCCESSFUL	n/a	n/a	n/a	n/a	n/a	n/a	n/a	n/a	n/a	n/a	n/a	n/a	n/a	n/a			n/a	n/a	n/a
	TOTAL	0	0.00	0	0.00	202	59.06	0	0.00	140	40.94	0	0.00	0	0.00			0	0.00	342
Unit/Subunit 01C																				
	SUCCESSFUL	1	12.50	0	0.00	2	25.00	0	0.00	0	0.00	0	0.00	4	50.00			1	12.50	8
	UNSUCCESSFUL	n/a	n/a	n/a	n/a	n/a	n/a	n/a	n/a	n/a	n/a	n/a	n/a	n/a	n/a			n/a	n/a	n/a
	TOTAL	1	12.50	0	0.00	2	25.00	0	0.00	0	0.00	0	0.00	4	50.00			1	12.50	8
Unit/Subunit 01D																				
	SUCCESSFUL	0	0.00	0	0.00	0	0.00	0	0.00	1	25.00	0	0.00	3	75.00			0	0.00	4
	UNSUCCESSFUL	n/a	n/a	n/a	n/a	n/a	n/a	n/a	n/a	n/a	n/a	n/a	n/a	n/a	n/a			n/a	n/a	n/a
	TOTAL	0	0.00	0	0.00	0	0.00	0	0.00	1	25.00	0	0.00	3	75.00			0	0.00	4
TOTAL UNIT																				
	SUCCESSFUL	1	0.10	0	0.00	769	80.02	6	0.62	164	17.07	0	0.00	20	2.08			1	0.10	961
	UNSUCCESSFUL	n/a	n/a	n/a	n/a	n/a	n/a	n/a	n/a	n/a	n/a	n/a	n/a	n/a	n/a			n/a	n/a	n/a
	TOTAL	1	0.10	0	0.00	769	80.02	6	0.62	164	17.07	0	0.00	20	2.08			1	0.10	961
Unit 02																				
TOTAL UNIT																				
	SUCCESSFUL	0	0.00	0	0.00	128	19.34	0	0.00	0	0.00	0	0.00	529	79.91			5	0.76	662
	UNSUCCESSFUL	n/a	n/a	n/a	n/a	n/a	n/a	n/a	n/a	n/a	n/a	n/a	n/a	n/a	n/a			n/a	n/a	n/a
	TOTAL	0	0.00	0	0.00	128	19.34	0	0.00	0	0.00	0	0.00	529	79.91			5	0.76	662
Unit 03																				
TOTAL UNIT																				
	SUCCESSFUL	0	0.00	0	0.00	0	0.00	104	53.33	0	0.00	0	0.00	57	29.23			34	17.44	195
	UNSUCCESSFUL	n/a	n/a	n/a	n/a	n/a	n/a	n/a	n/a	n/a	n/a	n/a	n/a	n/a	n/a			n/a	n/a	n/a
	TOTAL	0	0.00	0	0.00	0	0.00	104	53.33	0	0.00	0	0.00	57	29.23			34	17.44	195
Unit 04																				
TOTAL UNIT																				
	SUCCESSFUL	7	0.34	8	0.38	1328	63.75	0	0.00	270	12.96	0	0.00	30	1.44			440	21.12	2083
	UNSUCCESSFUL	n/a	n/a	n/a	n/a	n/a	n/a	n/a	n/a	n/a	n/a	n/a	n/a	n/a	n/a			n/a	n/a	n/a
	TOTAL	7	0.34	8	0.38	1328	63.75	0	0.00	270	12.96	0	0.00	30	1.44			440	21.12	2083

1991-92 TRANSPORTATION METHODS BY SPECIES: MARTEN

UNIT	SUCCESS	AIRPLANE NUMBER	%	HORSE/ DOG TEAM NUMBER	%	BOAT NUMBER	%	3-OR-4 WHEELER NUMBER	%	SNOWMACHINE NUMBER	%	OFF ROAD VEHICLE NUMBER	%	HIGHWAY VEHICLE NUMBER	%	WALKING (BEARS ONLY) NUMBER	%	UNKNOWN NUMBER	%	TOTAL NUMBER
Unit 05																				
Unit/Subunit 05A																				
	SUCCESSFUL	0	0.00	0	0.00	1	16.67	4	66.67	0	0.00	0	0.00	1	16.67			0	0.00	6
	UNSUCCESSFUL	n/a	n/a	n/a	n/a	n/a	n/a	n/a	n/a	n/a	n/a	n/a	n/a	n/a	n/a			n/a	n/a	n/a
	TOTAL	0	0.00	0	0.00	1	16.67	4	66.67	0	0.00	0	0.00	1	16.67			0	0.00	6
Unit/Subunit 05B																				
	SUCCESSFUL	0	0.00	0	0.00	1	100.00	0	0.00	0	0.00	0	0.00	0	0.00			0	0.00	1
	UNSUCCESSFUL	n/a	n/a	n/a	n/a	n/a	n/a	n/a	n/a	n/a	n/a	n/a	n/a	n/a	n/a			n/a	n/a	n/a
	TOTAL	0	0.00	0	0.00	1	100.00	0	0.00	0	0.00	0	0.00	0	0.00			0	0.00	1
TOTAL UNIT																				
	SUCCESSFUL	0	0.00	0	0.00	2	28.57	4	57.14	0	0.00	0	0.00	1	14.29			0	0.00	7
	UNSUCCESSFUL	n/a	n/a	n/a	n/a	n/a	n/a	n/a	n/a	n/a	n/a	n/a	n/a	n/a	n/a			n/a	n/a	n/a
	TOTAL	0	0.00	0	0.00	2	28.57	4	57.14	0	0.00	0	0.00	1	14.29			0	0.00	7
Unit 07																				
TOTAL UNIT																				
	SUCCESSFUL	0	0.00	0	0.00	0	0.00	0	0.00	0	0.00	0	0.00	0	0.00			24	100.00	24
	UNSUCCESSFUL	n/a	n/a	n/a	n/a	n/a	n/a	n/a	n/a	n/a	n/a	n/a	n/a	n/a	n/a			n/a	n/a	n/a
	TOTAL	0	0.00	0	0.00	0	0.00	0	0.00	0	0.00	0	0.00	0	0.00			24	100.00	24
Unit 15																				
Unit/Subunit 15B																				
	SUCCESSFUL	0	0.00	0	0.00	0	0.00	0	0.00	0	0.00	0	0.00	0	0.00			2	100.00	2
	UNSUCCESSFUL	n/a	n/a	n/a	n/a	n/a	n/a	n/a	n/a	n/a	n/a	n/a	n/a	n/a	n/a			n/a	n/a	n/a
	TOTAL	0	0.00	0	0.00	0	0.00	0	0.00	0	0.00	0	0.00	0	0.00			2	100.00	2
TOTAL UNIT																				
	SUCCESSFUL	0	0.00	0	0.00	0	0.00	0	0.00	0	0.00	0	0.00	0	0.00			2	100.00	2
	UNSUCCESSFUL	n/a	n/a	n/a	n/a	n/a	n/a	n/a	n/a	n/a	n/a	n/a	n/a	n/a	n/a			n/a	n/a	n/a
	TOTAL	0	0.00	0	0.00	0	0.00	0	0.00	0	0.00	0	0.00	0	0.00			2	100.00	2
TOTAL STATEWIDE																				
	SUCCESSFUL	8	0.20	8	0.20	2227	56.61	114	2.90	434	11.03	0	0.00	637	16.19			506	12.86	3934
	UNSUCCESSFUL	n/a	n/a	n/a	n/a	n/a	n/a	n/a	n/a	n/a	n/a	n/a	n/a	n/a	n/a			n/a	n/a	n/a
	TOTAL	8	0.20	8	0.20	2227	56.61	114	2.90	434	11.03	0	0.00	637	16.19			506	12.86	3934

1991-92 TRANSPORTATION METHODS BY SPECIES: MOOSE

UNIT	SUCCESS	AIRPLANE NUMBER	%	HORSE/ DOG TEAM NUMBER	%	BOAT NUMBER	%	3-OR-4 WHEELER NUMBER	%	SNOWMACHINE NUMBER	%	OFF ROAD VEHICLE NUMBER	%	HIGHWAY VEHICLE NUMBER	%	WALKING (BEARS ONLY) NUMBER	%	UNKNOWN NUMBER	%	TOTAL NUMBER
Unit 01																				
Unit/Subunit 01A																				
	SUCCESSFUL	0	0.00	0	0.00	4	100.00	0	0.00	0	0.00	0	0.00	0	0.00			0	0.00	4
	UNSUCCESSFUL	5	14.29	0	0.00	30	85.71	0	0.00	0	0.00	0	0.00	0	0.00			0	0.00	35
	TOTAL	5	12.82	0	0.00	34	87.18	0	0.00	0	0.00	0	0.00	0	0.00			0	0.00	39
Unit/Subunit 01B																				
	SUCCESSFUL	4	18.18	0	0.00	18	81.82	0	0.00	0	0.00	0	0.00	0	0.00			0	0.00	22
	UNSUCCESSFUL	8	4.21	0	0.00	171	90.00	0	0.00	0	0.00	0	0.00	1	0.53			10	5.26	190
	TOTAL	12	5.66	0	0.00	189	89.15	0	0.00	0	0.00	0	0.00	1	0.47			10	4.72	212
Unit/Subunit 01C																				
	SUCCESSFUL	1	20.00	0	0.00	4	80.00	0	0.00	0	0.00	0	0.00	0	0.00			0	0.00	5
	UNSUCCESSFUL	0	n/a	0	n/a	0	n/a	0	n/a	0	n/a	0	n/a	0	n/a			0	n/a	0
	TOTAL	1	20.00	0	0.00	4	80.00	0	0.00	0	0.00	0	0.00	0	0.00			0	0.00	5
TOTAL UNIT																				
	SUCCESSFUL	10	12.99	0	0.00	62	80.52	0	0.00	0	0.00	0	0.00	5	6.49			0	0.00	77
	UNSUCCESSFUL	36	7.35	0	0.00	402	82.04	1	0.20	0	0.00	0	0.00	28	5.71			23	4.69	490
	TOTAL	46	8.11	0	0.00	464	81.83	1	0.18	0	0.00	0	0.00	33	5.82			23	4.06	567
Unit 03																				
TOTAL UNIT																				
	SUCCESSFUL	0	0.00	0	0.00	0	0.00	0	0.00	0	0.00	0	0.00	9	100.00			0	0.00	9
	UNSUCCESSFUL	0	0.00	0	0.00	4	3.31	3	2.48	0	0.00	4	3.31	103	85.12			7	5.79	121
	TOTAL	0	0.00	0	0.00	4	3.08	3	2.31	0	0.00	4	3.08	112	86.15			7	5.38	130
Unit 05																				
Unit/Subunit 05A																				
	SUCCESSFUL	29	55.77	0	0.00	6	11.54	7	13.46	0	0.00	0	0.00	10	19.23			0	0.00	52
	UNSUCCESSFUL	26	20.63	0	0.00	18	14.29	3	2.38	0	0.00	0	0.00	67	53.17			12	9.52	126
	TOTAL	55	30.90	0	0.00	24	13.48	10	5.62	0	0.00	0	0.00	77	43.26			12	6.74	178
Unit/Subunit 05B																				
	SUCCESSFUL	14	82.35	0	0.00	2	11.76	0	0.00	0	0.00	1	5.88	0	0.00			0	0.00	17
	UNSUCCESSFUL	15	68.18	0	0.00	5	22.73	0	0.00	0	0.00	0	0.00	0	0.00			2	9.09	22
	TOTAL	29	74.36	0	0.00	7	17.95	0	0.00	0	0.00	1	2.56	0	0.00			2	5.13	39
TOTAL UNIT																				
	SUCCESSFUL	43	62.32	0	0.00	8	11.59	7	10.14	0	0.00	1	1.45	10	14.49			0	0.00	69
	UNSUCCESSFUL	41	27.70	0	0.00	23	15.54	3	2.03	0	0.00	0	0.00	67	45.27			14	9.46	148
	TOTAL	84	38.71	0	0.00	31	14.29	10	4.61	0	0.00	1	0.46	77	35.48			14	6.45	217
Unit 06																				
Unit/Subunit 06A																				
	SUCCESSFUL	65	53.28	0	0.00	46	37.70	6	4.92	0	0.00	0	0.00	0	0.00			5	4.10	122
	UNSUCCESSFUL	42	68.85	0	0.00	15	24.59	2	3.28	0	0.00	0	0.00	1	1.64			1	1.64	61
	TOTAL	107	58.47	0	0.00	61	33.33	8	4.37	0	0.00	0	0.00	1	0.55			6	3.28	183

1991-92 TRANSPORTATION METHODS BY SPECIES: MOOSE

UNIT	SUCCESS	AIRPLANE NUMBER	AIRPLANE %	HORSE/ DOG TEAM NUMBER	HORSE/ DOG TEAM %	BOAT NUMBER	BOAT %	3-OR-4 WHEELER NUMBER	3-OR-4 WHEELER %	SNOWMACHINE NUMBER	SNOWMACHINE %	OFF ROAD VEHICLE NUMBER	OFF ROAD VEHICLE %	HIGHWAY VEHICLE NUMBER	HIGHWAY VEHICLE %	WALKING (BEARS ONLY) NUMBER	WALKING (BEARS ONLY) %	UNKNOWN NUMBER	UNKNOWN %	TOTAL NUMBER
Unit 06																				
Unit/Subunit 06B																				
	SUCCESSFUL	1	7.69	0	0.00	8	61.54	0	0.00	0	0.00	0	0.00	3	23.08			1	7.69	13
	UNSUCCESSFUL	0	0.00	0	0.00	4	33.33	0	0.00	0	0.00	0	0.00	7	58.33			1	8.33	12
	TOTAL	1	4.00	0	0.00	12	48.00	0	0.00	0	0.00	0	0.00	10	40.00			2	8.00	25
Unit/Subunit 06C																				
	SUCCESSFUL	0	0.00	0	0.00	5	33.33	1	6.67	0	0.00	0	0.00	8	53.33			1	6.67	15
	UNSUCCESSFUL	0	0.00	0	0.00	1	25.00	0	0.00	0	0.00	0	0.00	3	75.00			0	0.00	4
	TOTAL	0	0.00	0	0.00	6	31.58	1	5.26	0	0.00	0	0.00	11	57.89			1	5.26	19
Unit/Subunit 06D																				
	SUCCESSFUL	0	0.00	0	0.00	1	100.00	0	0.00	0	0.00	0	0.00	0	0.00			0	0.00	1
	UNSUCCESSFUL	0	0.00	0	0.00	6	33.33	0	0.00	0	0.00	2	11.11	9	50.00			1	5.56	18
	TOTAL	0	0.00	0	0.00	7	36.84	0	0.00	0	0.00	2	10.53	9	47.37			1	5.26	19
Unit/Subunit 06Z																				
	SUCCESSFUL	1	100.00	0	0.00	0	0.00	0	0.00	0	0.00	0	0.00	0	0.00			0	0.00	1
	UNSUCCESSFUL	1	50.00	0	0.00	0	0.00	0	0.00	0	0.00	0	0.00	0	0.00			1	50.00	2
	TOTAL	2	66.67	0	0.00	0	0.00	0	0.00	0	0.00	0	0.00	0	0.00			1	33.33	3
TOTAL UNIT																				
	SUCCESSFUL	71	35.50	0	0.00	92	46.00	7	3.50	0	0.00	0	0.00	22	11.00			8	4.00	200
	UNSUCCESSFUL	55	21.40	0	0.00	71	27.63	4	1.56	0	0.00	2	0.78	120	46.69			5	1.95	257
	TOTAL	126	27.57	0	0.00	163	35.67	11	2.41	0	0.00	2	0.44	142	31.07			13	2.84	457
Unit 07																				
TOTAL UNIT																				
	SUCCESSFUL	8	7.84	13	12.75	30	29.41	4	3.92	0	0.00	1	0.98	42	41.18			4	3.92	102
	UNSUCCESSFUL	35	8.12	31	7.19	69	16.01	17	3.94	0	0.00	13	3.02	243	56.38			23	5.34	431
	TOTAL	43	8.07	44	8.26	99	18.57	21	3.94	0	0.00	14	2.63	285	53.47			27	5.07	533
Unit 09																				
Unit/Subunit 09A																				
	SUCCESSFUL	0	0.00	0	0.00	4	80.00	0	0.00	0	0.00	0	0.00	0	0.00			1	20.00	5
	UNSUCCESSFUL	4	25.00	0	0.00	7	43.75	1	6.25	0	0.00	0	0.00	1	6.25			3	18.75	16
	TOTAL	4	19.05	0	0.00	11	52.38	1	4.76	0	0.00	0	0.00	1	4.76			4	19.05	21
Unit/Subunit 09B																				
	SUCCESSFUL	36	63.16	0	0.00	13	22.81	0	0.00	5	8.77	0	0.00	2	3.51			1	1.75	57
	UNSUCCESSFUL	73	66.97	1	0.92	18	16.51	0	0.00	5	4.59	0	0.00	4	3.67			8	7.34	109
	TOTAL	109	65.66	1	0.60	31	18.67	0	0.00	10	6.02	0	0.00	6	3.61			9	5.42	166
Unit/Subunit 09C																				
	SUCCESSFUL	17	27.42	0	0.00	18	29.03	10	16.13	13	20.97	1	1.61	2	3.23			1	1.61	62
	UNSUCCESSFUL	18	16.36	0	0.00	25	22.73	28	25.45	12	10.91	6	5.45	19	17.27			2	1.82	110
	TOTAL	35	20.35	0	0.00	43	25.00	38	22.09	25	14.53	7	4.07	21	12.21			3	1.74	172
Unit/Subunit 09D																				
	SUCCESSFUL	0	0.00	0	0.00	1	100.00	0	0.00	0	0.00	0	0.00	0	0.00			0	0.00	1
	UNSUCCESSFUL	1	100.00	0	0.00	0	0.00	0	0.00	0	0.00	0	0.00	0	0.00			0	0.00	1
	TOTAL	1	50.00	0	0.00	1	50.00	0	0.00	0	0.00	0	0.00	0	0.00			0	0.00	2

1991-92 TRANSPORTATION METHODS BY SPECIES: MOOSE

UNIT / SUCCESS	AIRPLANE NUMBER	AIRPLANE %	HORSE/ DOG TEAM NUMBER	HORSE/ DOG TEAM %	BOAT NUMBER	BOAT %	3-OR-4 WHEELER NUMBER	3-OR-4 WHEELER %	SNOWMACHINE NUMBER	SNOWMACHINE %	OFF ROAD VEHICLE NUMBER	OFF ROAD VEHICLE %	HIGHWAY VEHICLE NUMBER	HIGHWAY VEHICLE %	WALKING (BEARS ONLY) NUMBER	WALKING (BEARS ONLY) %	UNKNOWN NUMBER	UNKNOWN %	TOTAL NUMBER
Unit 09																			
Unit/Subunit 09E																			
SUCCESSFUL	77	81.05	0	0.00	11	11.58	3	3.16	1	1.05	1	1.05	1	1.05			1	1.05	95
UNSUCCESSFUL	48	68.57	0	0.00	14	20.00	2	2.86	3	4.29	1	1.43	0	0.00			2	2.86	70
TOTAL	125	75.76	0	0.00	25	15.15	5	3.03	4	2.42	2	1.21	1	0.61			3	1.82	165
Unit/Subunit 09Z																			
SUCCESSFUL	n/a	n/a	n/a	n/a	n/a	n/a	n/a	n/a	n/a	n/a	n/a	n/a	n/a	n/a			n/a	n a	0
UNSUCCESSFUL	3	75.00	0	0.00	0	0.00	0	0.00	0	0.00	0	0.00	1	25.00			0	0.00	4
TOTAL	3	75.00	0	0.00	0	0.00	0	0.00	0	0.00	0	0.00	1	25.00			0	0.00	4
TOTAL UNIT																			
SUCCESSFUL	131	55.51	0	0.00	47	19.92	18	7.63	26	11.02	3	1.27	6	2.54			5	2.12	236
UNSUCCESSFUL	148	39.15	1	0.26	68	17.99	49	12.96	31	8.20	22	5.82	40	10.58			19	5.03	378
TOTAL	279	45.44	1	0.16	115	18.73	67	10.91	57	9.28	25	4.07	46	7.49			24	3.91	614
Unit 11																			
TOTAL UNIT																			
SUCCESSFUL	15	35.71	0	0.00	1	2.38	13	30.95	0	0.00	2	4.76	8	19.05			3	7.14	42
UNSUCCESSFUL	15	10.34	2	1.38	6	4.14	41	28.28	0	0.00	4	2.76	56	38.62			21	14.48	145
TOTAL	30	16.04	2	1.07	7	3.74	54	28.88	0	0.00	6	3.21	64	34.22			24	12.83	187
Unit 12																			
TOTAL UNIT																			
SUCCESSFUL	11	10.00	15	13.64	11	10.00	28	25.45	0	0.00	15	13.64	28	25.45			2	1.82	110
UNSUCCESSFUL	32	10.49	11	3.61	44	14.43	32	10.49	1	0.33	25	8.20	128	41.97			32	10.49	305
TOTAL	43	10.36	26	6.27	55	13.25	60	14.46	1	0.24	40	9.64	156	37.59			34	8.19	415
Unit 13																			
Unit/Subunit 13A																			
SUCCESSFUL	21	17.95	1	0.85	9	7.69	24	20.51	0	0.00	43	36.75	14	11.97			5	4.27	117
UNSUCCESSFUL	40	8.55	6	1.28	54	11.54	130	27.78	0	0.00	68	14.53	137	29.27			33	7.05	468
TOTAL	61	10.43	7	1.20	63	10.77	154	26.32	0	0.00	111	18.97	151	25.81			38	6.50	585
Unit/Subunit 13B																			
SUCCESSFUL	6	10.00	9	15.00	9	15.00	9	15.00	1	1.67	9	15.00	14	23.33			3	5.00	60
UNSUCCESSFUL	1	1.64	2	3.28	5	8.20	10	16.39	0	0.00	4	6.56	35	57.38			4	6.56	61
TOTAL	7	5.79	11	9.09	14	11.57	19	15.70	1	0.83	13	10.74	49	40.50			7	5.79	121
Unit/Subunit 13C																			
SUCCESSFUL	6	6.98	3	3.49	0	0.00	28	32.56	0	0.00	36	41.86	11	12.79			2	2.33	86
UNSUCCESSFUL	16	9.41	4	2.35	2	1.18	56	32.94	0	0.00	44	25.88	35	20.59			13	7.65	170
TOTAL	22	8.59	7	2.73	2	0.78	84	32.81	0	0.00	80	31.25	46	17.97			15	5.86	256
Unit/Subunit 13D																			
SUCCESSFUL	0	0.00	0	0.00	1	6.67	1	6.67	0	0.00	0	0.00	11	73.33			2	13.33	15
UNSUCCESSFUL	1	14.29	1	14.29	1	14.29	0	0.00	0	0.00	1	14.29	3	42.86			0	0.00	7
TOTAL	1	4.55	1	4.55	2	9.09	1	4.55	0	0.00	1	4.55	14	63.64			2	9.09	22

1991-92 TRANSPORTATION METHODS BY SPECIES: MOOSE

UNIT	SUCCESS	AIRPLANE NUMBER	%	HORSE/ DOG TEAM NUMBER	%	BOAT NUMBER	%	3-OR-4 WHEELER NUMBER	%	SNOWMACHINE NUMBER	%	OFF ROAD VEHICLE NUMBER	%	HIGHWAY VEHICLE NUMBER	%	WALKING (BEARS ONLY) NUMBER	%	UNKNOWN NUMBER	%	TOTAL NUMBER
Unit 13																				
Unit/Subunit 13E																				
	SUCCESSFUL	1	6.67	0	0.00	0	0.00	5	33.33	0	0.00	3	20.00	4	26.67			2	13.33	15
	UNSUCCESSFUL	0	0.00	0	0.00	0	0.00	1	14.29	1	14.29	2	28.57	1	14.29			2	28.57	7
	TOTAL	1	4.55	0	0.00	0	0.00	6	27.27	1	4.55	5	22.73	5	22.73			4	18.18	22
Unit/Subunit 13Z																				
	SUCCESSFUL	2	40.00	0	0.00	0	0.00	1	20.00	0	0.00	1	20.00	1	20.00			0	0.00	5
	UNSUCCESSFUL	11	3.13	6	1.71	19	5.41	41	11.68	0	0.00	16	4.56	215	61.25			43	12.25	351
	TOTAL	13	3.65	6	1.69	19	5.34	42	11.80	0	0.00	17	4.78	216	60.67			43	12.08	356
TOTAL UNIT																				
	SUCCESSFUL	82	11.90	29	4.21	76	11.03	153	22.21	1	0.15	212	30.77	111	16.11			25	3.63	689
	UNSUCCESSFUL	167	7.11	38	1.62	225	9.57	487	20.72	1	0.04	345	14.68	907	38.60			180	7.66	2350
	TOTAL	249	8.19	67	2.20	301	9.90	640	21.06	2	0.07	557	18.33	1018	33.50			205	6.75	3039
Unit 14																				
Unit/Subunit 14A																				
	SUCCESSFUL	0	0.00	0	0.00	0	0.00	12	66.67	0	0.00	1	5.56	5	27.78			0	0.00	18
	UNSUCCESSFUL	0	0.00	0	0.00	0	0.00	4	33.33	0	0.00	3	25.00	5	41.67			0	0.00	12
	TOTAL	0	0.00	0	0.00	0	0.00	16	53.33	0	0.00	4	13.33	10	33.33			0	0.00	30
Unit/Subunit 14B																				
	SUCCESSFUL	5	9.43	0	0.00	1	1.89	20	37.74	0	0.00	21	39.62	6	11.32			0	0.00	53
	UNSUCCESSFUL	23	7.82	2	0.68	25	8.50	89	30.27	0	0.00	47	15.99	97	32.99			11	3.74	294
	TOTAL	28	8.07	2	0.58	26	7.49	109	31.41	0	0.00	68	19.60	103	29.68			11	3.17	347
Unit/Subunit 14C																				
	SUCCESSFUL	0	0.00	0	0.00	20	95.24	0	0.00	0	0.00	0	0.00	1	4.76			0	0.00	21
	UNSUCCESSFUL	0	0.00	0	0.00	13	100.00	0	0.00	0	0.00	0	0.00	0	0.00			0	0.00	13
	TOTAL	0	0.00	0	0.00	33	97.06	0	0.00	0	0.00	0	0.00	1	2.94			0	0.00	34
Unit/Subunit 14Z																				
	SUCCESSFUL	1	33.33	0	0.00	0	0.00	0	0.00	0	0.00	2	66.67	0	0.00			0	0.00	3
	UNSUCCESSFUL	1	2.63	0	0.00	2	5.26	4	10.53	0	0.00	6	15.79	17	44.74			8	21.05	38
	TOTAL	2	4.88	0	0.00	2	4.88	4	9.76	0	0.00	8	19.51	17	41.46			8	19.51	41
TOTAL UNIT																				
	SUCCESSFUL	38	4.71	38	4.71	105	13.03	153	18.98	0	0.00	88	10.92	341	42.31			43	5.33	806
	UNSUCCESSFUL	81	2.48	55	1.69	329	10.09	640	19.63	2	0.06	222	6.81	1725	52.91			206	6.32	3260
	TOTAL	119	2.93	93	2.29	434	10.67	793	19.50	2	0.05	310	7.62	2066	50.81			249	6.12	4066
Unit 15																				
Unit/Subunit 15A																				
	SUCCESSFUL	0	0.00	0	0.00	0	0.00	0	0.00	0	0.00	0	0.00	11	100.00			0	0.00	11
	UNSUCCESSFUL	0	0.00	0	0.00	1	11.11	0	0.00	0	0.00	0	0.00	8	88.89			0	0.00	9
	TOTAL	0	0.00	0	0.00	1	5.00	0	0.00	0	0.00	0	0.00	19	95.00			0	0.00	20
Unit/Subunit 15B																				
	SUCCESSFUL	n/a	n/a	n/a	n/a	n/a	n/a	n/a	n/a	n/a	n/a	n/a	n/a	n/a	n/a			n/a	n/a	0
	UNSUCCESSFUL	0	0.00	0	0.00	6	85.71	0	0.00	0	0.00	0	0.00	0	0.00			1	14.29	7
	TOTAL	0	0.00	0	0.00	6	85.71	0	0.00	0	0.00	0	0.00	0	0.00			1	14.29	7

1991-92 TRANSPORTATION METHODS BY SPECIES: MOOSE

UNIT	SUCCESS	AIRPLANE NUMBER	%	HORSE/ DOG TEAM NUMBER	%	BOAT NUMBER	%	3-OR-4 WHEELER NUMBER	%	SNOWMACHINE NUMBER	%	OFF ROAD VEHICLE NUMBER	%	HIGHWAY VEHICLE NUMBER	%	WALKING (BEARS ONLY) NUMBER	%	UNKNOWN NUMBER	%	TOTAL NUMBER
Unit 15																				
Unit/Subunit 15C																				
	SUCCESSFUL	13	4.44	44	15.02	7	2.39	70	23.89	0	0.00	38	12.97	103	35.15			18	6.14	293
	UNSUCCESSFUL	31	3.54	58	6.62	47	5.37	190	21.69	0	0.00	75	8.56	389	44.41			86	9.82	876
	TOTAL	44	3.76	102	8.73	54	4.62	260	22.24	0	0.00	113	9.67	492	42.09			104	8.90	1169
Unit/Subunit 15Z																				
	SUCCESSFUL	1	25.00	0	0.00	0	0.00	1	25.00	0	0.00	1	25.00	1	25.00			0	0.00	4
	UNSUCCESSFUL	0	0.00	1	3.45	2	6.90	2	6.90	0	0.00	0	0.00	19	65.52			5	17.24	29
	TOTAL	1	3.03	1	3.03	2	6.06	3	9.09	0	0.00	1	3.03	20	60.61			5	15.15	33
TOTAL UNIT																				
	SUCCESSFUL	23	4.04	84	14.74	48	8.42	84	14.74	0	0.00	48	8.42	252	44.21			31	5.44	570
	UNSUCCESSFUL	64	2.84	98	4.35	237	10.51	261	11.58	0	0.00	130	5.77	1252	55.55			212	9.41	2254
	TOTAL	87	3.08	182	6.44	285	10.09	345	12.22	0	0.00	178	6.30	1504	53.26			243	8.60	2824
Unit 16																				
Unit/Subunit 16A																				
	SUCCESSFUL	21	15.22	0	0.00	34	24.64	42	30.43	0	0.00	15	10.87	24	17.39			2	1.45	138
	UNSUCCESSFUL	54	7.49	3	0.42	166	23.02	160	22.19	0	0.00	49	6.80	265	36.75			24	3.33	721
	TOTAL	75	8.73	3	0.35	200	23.28	202	23.52	0	0.00	64	7.45	289	33.64			26	3.03	859
Unit/Subunit 16B																				
	SUCCESSFUL	139	66.19	2	0.95	44	20.95	9	4.29	5	2.38	2	0.95	4	1.90			5	2.38	210
	UNSUCCESSFUL	312	53.33	1	0.17	203	34.70	12	2.05	6	1.03	3	0.51	24	4.10			24	4.10	585
	TOTAL	451	56.73	3	0.38	247	31.07	21	2.64	11	1.38	5	0.63	28	3.52			29	3.65	795
Unit/Subunit 16Z																				
	SUCCESSFUL	0	0.00	0	0.00	2	100.00	0	0.00	0	0.00	0	0.00	0	0.00			0	0.00	2
	UNSUCCESSFUL	6	30.00	0	0.00	8	40.00	0	0.00	0	0.00	0	0.00	5	25.00			1	5.00	20
	TOTAL	6	27.27	0	0.00	10	45.45	0	0.00	0	0.00	0	0.00	5	22.73			1	4.55	22
TOTAL UNIT																				
	SUCCESSFUL	162	40.30	2	0.50	80	19.90	51	12.69	50	12.44	18	4.48	30	7.46			9	2.24	402
	UNSUCCESSFUL	373	27.37	4	0.29	377	27.66	172	12.62	33	2.42	54	3.96	297	21.79			53	3.89	1363
	TOTAL	535	30.31	6	0.34	457	25.89	223	12.63	83	4.70	72	4.08	327	18.53			62	3.51	1765
Unit 17																				
Unit/Subunit 17B																				
	SUCCESSFUL	120	76.92	0	0.00	33	21.15	0	0.00	2	1.28	0	0.00	1	0.64			0	0.00	156
	UNSUCCESSFUL	187	74.80	0	0.00	54	21.60	0	0.00	1	0.40	0	0.00	1	0.40			7	2.80	250
	TOTAL	307	75.62	0	0.00	87	21.43	0	0.00	3	0.74	0	0.00	2	0.49			7	1.72	406
Unit/Subunit 17C																				
	SUCCESSFUL	11	19.30	1	1.75	31	54.39	0	0.00	12	21.05	0	0.00	0	0.00			2	3.51	57
	UNSUCCESSFUL	9	12.00	0	0.00	46	61.33	0	0.00	8	10.67	1	1.33	4	5.33			7	9.33	75
	TOTAL	20	15.15	1	0.76	77	58.33	0	0.00	20	15.15	1	0.76	4	3.03			9	6.82	132
Unit/Subunit 17Z																				
	SUCCESSFUL	3	60.00	0	0.00	1	20.00	0	0.00	1	20.00	0	0.00	0	0.00			0	0.00	5
	UNSUCCESSFUL	1	33.33	0	0.00	2	66.67	0	0.00	0	0.00	0	0.00	0	0.00			0	0.00	3
	TOTAL	4	50.00	0	0.00	3	37.50	0	0.00	1	12.50	0	0.00	0	0.00			0	0.00	8

1991-92 TRANSPORTATION METHODS BY SPECIES: MOOSE

UNIT	SUCCESS	AIRPLANE NUMBER	%	HORSE/ DOG TEAM NUMBER	%	BOAT NUMBER	%	3-OR-4 WHEELER NUMBER	%	SNOWMACHINE NUMBER	%	OFF ROAD VEHICLE NUMBER	%	HIGHWAY VEHICLE NUMBER	%	WALKING (BEARS ONLY) NUMBER	%	UNKNOWN NUMBER	%	TOTAL NUMBER
Unit 17																				
TOTAL UNIT																				
	SUCCESSFUL	139	51.87	1	0.37	108	40.30	0	0.00	15	5.60	0	0.00	1	0.37			4	1.49	268
	UNSUCCESSFUL	211	40.66	0	0.00	255	49.13	0	0.00	10	1.93	1	0.19	11	2.12			31	5.97	519
	TOTAL	350	44.47	1	0.13	363	46.12	0	0.00	25	3.18	1	0.13	12	1.52			35	4.45	787
Unit 18																				
TOTAL UNIT																				
	SUCCESSFUL	4	6.25	0	0.00	55	85.94	0	0.00	3	4.69	0	0.00	1	1.56			1	1.56	64
	UNSUCCESSFUL	4	3.39	0	0.00	100	84.75	0	0.00	3	2.54	1	0.85	0	0.00			10	8.47	118
	TOTAL	8	4.40	0	0.00	155	85.16	0	0.00	6	3.30	1	0.55	1	0.55			11	6.04	182
Unit 19																				
Unit/Subunit 19A																				
	SUCCESSFUL	19	13.87	0	0.00	101	73.72	0	0.00	15	10.95	0	0.00	0	0.00			2	1.46	137
	UNSUCCESSFUL	21	17.80	0	0.00	70	59.32	3	2.54	12	10.17	0	0.00	1	0.85			11	9.32	118
	TOTAL	40	15.69	0	0.00	171	67.06	3	1.18	27	10.59	0	0.00	1	0.39			13	5.10	255
Unit/Subunit 19B																				
	SUCCESSFUL	80	78.43	0	0.00	21	20.59	0	0.00	1	0.98	0	0.00	0	0.00			0	0.00	102
	UNSUCCESSFUL	115	79.31	0	0.00	21	14.48	3	2.07	0	0.00	0	0.00	1	0.69			5	3.45	145
	TOTAL	195	78.95	0	0.00	42	17.00	3	1.21	1	0.40	0	0.00	1	0.40			5	2.02	247
Unit/Subunit 19C																				
	SUCCESSFUL	107	82.95	4	3.10	1	0.78	12	9.30	1	0.78	2	1.55	0	0.00			2	1.55	129
	UNSUCCESSFUL	88	84.62	4	3.85	2	1.92	4	3.85	0	0.00	2	1.92	0	0.00			4	3.85	104
	TOTAL	195	83.69	8	3.43	3	1.29	16	6.87	1	0.43	4	1.72	0	0.00			6	2.58	233
Unit/Subunit 19D																				
	SUCCESSFUL	23	22.55	0	0.00	71	69.61	4	3.92	3	2.94	0	0.00	1	0.98			0	0.00	102
	UNSUCCESSFUL	23	16.55	0	0.00	95	68.35	5	3.60	2	1.44	0	0.00	5	3.60			9	6.47	139
	TOTAL	46	19.09	0	0.00	166	68.88	9	3.73	5	2.07	0	0.00	6	2.49			9	3.73	241
Unit/Subunit 19Z																				
	SUCCESSFUL	3	50.00	0	0.00	1	16.67	0	0.00	0	0.00	0	0.00	1	16.67			1	16.67	6
	UNSUCCESSFUL	12	42.86	0	0.00	12	42.86	0	0.00	0	0.00	0	0.00	0	0.00			4	14.29	28
	TOTAL	15	44.12	0	0.00	13	38.24	0	0.00	0	0.00	0	0.00	1	2.94			5	14.71	34
TOTAL UNIT																				
	SUCCESSFUL	232	48.74	4	0.84	195	40.97	16	3.36	20	4.20	2	0.42	2	0.42			5	1.05	476
	UNSUCCESSFUL	259	48.50	4	0.75	200	37.45	15	2.81	14	2.62	2	0.37	7	1.31			33	6.18	534
	TOTAL	491	48.61	8	0.79	395	39.11	31	3.07	34	3.37	4	0.40	9	0.89			38	3.76	1010
Unit 20																				
Unit/Subunit 20A																				
	SUCCESSFUL	128	33.51	21	5.50	110	28.80	54	14.14	0	0.00	38	9.95	19	4.97			12	3.14	382
	UNSUCCESSFUL	161	20.85	44	5.70	231	29.92	126	16.32	1	0.13	52	6.74	113	14.64			44	5.70	772
	TOTAL	289	25.04	65	5.63	341	29.55	180	15.60	1	0.09	90	7.80	132	11.44			56	4.85	1154

1991-92 TRANSPORTATION METHODS BY SPECIES: MOOSE

UNIT	SUCCESS	AIRPLANE NUMBER	AIRPLANE %	HORSE/ DOG TEAM NUMBER	HORSE/ DOG TEAM %	BOAT NUMBER	BOAT %	3-OR-4 WHEELER NUMBER	3-OR-4 WHEELER %	SNOWMACHINE NUMBER	SNOWMACHINE %	OFF ROAD VEHICLE NUMBER	OFF ROAD VEHICLE %	HIGHWAY VEHICLE NUMBER	HIGHWAY VEHICLE %	WALKING (BEARS ONLY) NUMBER	WALKING (BEARS ONLY) %	UNKNOWN NUMBER	UNKNOWN %	TOTAL NUMBER
Unit 20																				
Unit/Subunit 20B																				
	SUCCESSFUL	21	4.90	3	0.70	94	21.91	88	20.51	0	0.00	29	6.76	181	42.19			13	3.03	429
	UNSUCCESSFUL	28	1.29	14	0.65	436	20.11	290	13.38	1	0.05	145	6.69	1117	51.52			137	6.32	2168
	TOTAL	49	1.89	17	0.65	530	20.41	378	14.56	1	0.04	174	6.70	1298	49.98			150	5.78	2597
Unit/Subunit 20C																				
	SUCCESSFUL	32	22.54	0	0.00	55	38.73	28	19.72	0	0.00	10	7.04	12	8.45			5	3.52	142
	UNSUCCESSFUL	33	14.04	3	1.28	86	36.60	33	14.04	0	0.00	23	9.79	43	18.30			14	5.96	235
	TOTAL	65	17.24	3	0.80	141	37.40	61	16.18	0	0.00	33	8.75	55	14.59			19	5.04	377
Unit/Subunit 20D																				
	SUCCESSFUL	19	13.19	5	3.47	33	22.92	36	25.00	0	0.00	12	8.33	35	24.31			4	2.78	144
	UNSUCCESSFUL	15	2.91	13	2.52	102	19.81	88	17.09	1	0.19	35	6.80	221	42.91			40	7.77	515
	TOTAL	34	5.16	18	2.73	135	20.49	124	18.82	1	0.15	47	7.13	256	38.85			44	6.68	659
Unit/Subunit 20E																				
	SUCCESSFUL	11	12.09	2	2.20	18	19.78	10	10.99	0	0.00	15	16.48	35	38.46			0	0.00	91
	UNSUCCESSFUL	25	7.29	1	0.29	43	12.54	83	24.20	1	0.29	19	5.54	147	42.86			24	7.00	343
	TOTAL	36	8.29	3	0.69	61	14.06	93	21.43	1	0.23	34	7.83	182	41.94			24	5.53	434
Unit/Subunit 20F																				
	SUCCESSFUL	3	8.11	1	2.70	21	56.76	4	10.81	1	2.70	1	2.70	5	13.51			1	2.70	37
	UNSUCCESSFUL	3	2.54	3	2.54	54	45.76	14	11.86	1	0.85	3	2.54	29	24.58			11	9.32	118
	TOTAL	6	3.87	4	2.58	75	48.39	18	11.61	2	1.29	4	2.58	34	21.94			12	7.74	155
Unit/Subunit 20Z																				
	SUCCESSFUL	1	16.67	0	0.00	1	16.67	0	0.00	0	0.00	1	16.67	3	50.00			0	0.00	6
	UNSUCCESSFUL	4	6.25	1	1.56	23	35.94	2	3.13	0	0.00	1	1.56	29	45.31			4	6.25	64
	TOTAL	5	7.14	1	1.43	24	34.29	2	2.86	0	0.00	2	2.86	32	45.71			4	5.71	70
TOTAL UNIT																				
	SUCCESSFUL	217	16.76	32	2.47	357	27.57	221	17.07	8	0.62	106	8.19	290	22.39			64	4.94	1295
	UNSUCCESSFUL	269	5.98	81	1.80	997	22.15	638	14.17	13	0.29	278	6.18	1717	38.15			508	11.29	4501
	TOTAL	486	8.39	113	1.95	1354	23.36	859	14.82	21	0.36	384	6.63	2007	34.63			572	9.87	5796
Unit 21																				
Unit/Subunit 21A																				
	SUCCESSFUL	90	65.69	0	0.00	40	29.20	3	2.19	0	0.00	0	0.00	3	2.19			1	0.73	137
	UNSUCCESSFUL	69	85.19	0	0.00	7	8.64	1	1.23	0	0.00	1	1.23	3	3.70			0	0.00	81
	TOTAL	159	72.94	0	0.00	47	21.56	4	1.83	0	0.00	1	0.46	6	2.75			1	0.46	218
Unit/Subunit 21B																				
	SUCCESSFUL	5	7.69	0	0.00	51	78.46	2	3.08	0	0.00	0	0.00	5	7.69			2	3.08	65
	UNSUCCESSFUL	9	10.23	0	0.00	63	71.59	0	0.00	0	0.00	0	0.00	12	13.64			4	4.55	88
	TOTAL	14	9.15	0	0.00	114	74.51	2	1.31	0	0.00	0	0.00	17	11.11			6	3.92	153
Unit/Subunit 21C																				
	SUCCESSFUL	19	95.00	0	0.00	1	5.00	0	0.00	0	0.00	0	0.00	0	0.00			0	0.00	20
	UNSUCCESSFUL	18	90.00	1	5.00	0	0.00	0	0.00	0	0.00	0	0.00	0	0.00			1	5.00	20
	TOTAL	37	92.50	1	2.50	1	2.50	0	0.00	0	0.00	0	0.00	0	0.00			1	2.50	40

1991-92 TRANSPORTATION METHODS BY SPECIES: MOOSE

UNIT	SUCCESS	AIRPLANE NUMBER	%	HORSE/ DOG TEAM NUMBER	%	BOAT NUMBER	%	3-OR-4 WHEELER NUMBER	%	SNOWMACHINE NUMBER	%	OFF ROAD VEHICLE NUMBER	%	HIGHWAY VEHICLE NUMBER	%	WALKING (BEARS ONLY) NUMBER	%	UNKNOWN NUMBER	%	TOTAL NUMBER
Unit 21																				
Unit/Subunit 21D																				
	SUCCESSFUL	16	5.28	0	0.00	260	85.81	0	0.00	15	4.95	0	0.00	5	1.65			7	2.31	303
	UNSUCCESSFUL	7	3.98	0	0.00	143	81.25	1	0.57	8	4.55	1	0.57	6	3.41			10	5.68	176
	TOTAL	23	4.80	0	0.00	403	84.13	1	0.21	23	4.80	1	0.21	11	2.30			17	3.55	479
Unit/Subunit 21E																				
	SUCCESSFUL	8	5.23	1	0.65	129	84.31	1	0.65	6	3.92	1	0.65	1	0.65			6	3.92	153
	UNSUCCESSFUL	4	4.82	0	0.00	71	85.54	0	0.00	4	4.82	0	0.00	0	0.00			4	4.82	83
	TOTAL	12	5.08	1	0.42	200	84.75	1	0.42	10	4.24	1	0.42	1	0.42			10	4.24	236
Unit/Subunit 21Z																				
	SUCCESSFUL	1	50.00	0	0.00	1	50.00	0	0.00	0	0.00	0	0.00	0	0.00			0	0.00	2
	UNSUCCESSFUL	7	58.33	0	0.00	4	33.33	0	0.00	0	0.00	0	0.00	1	8.33			0	0.00	12
	TOTAL	8	57.14	0	0.00	5	35.71	0	0.00	0	0.00	0	0.00	1	7.14			0	0.00	14
TOTAL UNIT																				
	SUCCESSFUL	139	20.44	1	0.15	482	70.88	6	0.88	21	3.09	1	0.15	14	2.06			16	2.35	680
	UNSUCCESSFUL	114	24.78	1	0.22	288	62.61	2	0.43	12	2.61	2	0.43	22	4.78			19	4.13	460
	TOTAL	253	22.19	2	0.18	770	67.54	8	0.70	33	2.89	3	0.26	36	3.16			35	3.07	1140
Unit 22																				
Unit/Subunit 22A																				
	SUCCESSFUL	1	3.85	0	0.00	11	42.31	5	19.23	7	26.92	0	0.00	1	3.85			1	3.85	26
	UNSUCCESSFUL	0	0.00	0	0.00	38	79.17	2	4.17	2	4.17	0	0.00	0	0.00			6	12.50	48
	TOTAL	1	1.35	0	0.00	49	66.22	7	9.46	9	12.16	0	0.00	1	1.35			7	9.46	74
Unit/Subunit 22B																				
	SUCCESSFUL	13	19.40	0	0.00	14	20.90	14	20.90	14	20.90	1	1.49	10	14.93			1	1.49	67
	UNSUCCESSFUL	6	9.52	0	0.00	17	26.98	12	19.05	4	6.35	3	4.76	19	30.16			2	3.17	63
	TOTAL	19	14.62	0	0.00	31	23.85	26	20.00	18	13.85	4	3.08	29	22.31			3	2.31	130
Unit/Subunit 22C																				
	SUCCESSFUL	0	0.00	0	0.00	2	10.53	5	26.32	0	0.00	1	5.26	11	57.89			0	0.00	19
	UNSUCCESSFUL	1	2.70	0	0.00	3	8.11	7	18.92	1	2.70	5	13.51	19	51.35			1	2.70	37
	TOTAL	1	1.79	0	0.00	5	8.93	12	21.43	1	1.79	6	10.71	30	53.57			1	1.79	56
Unit/Subunit 22D																				
	SUCCESSFUL	4	2.26	0	0.00	23	12.99	43	24.29	15	8.47	17	9.60	68	38.42			7	3.95	177
	UNSUCCESSFUL	3	1.85	0	0.00	30	18.52	18	11.11	5	3.09	10	6.17	86	53.09			10	6.17	162
	TOTAL	7	2.06	0	0.00	53	15.63	61	17.99	20	5.90	27	7.96	154	45.43			17	5.01	339
Unit/Subunit 22E																				
	SUCCESSFUL	0	0.00	0	0.00	1	8.33	1	8.33	10	83.33	0	0.00	0	0.00			0	0.00	12
	UNSUCCESSFUL	0	0.00	0	0.00	3	42.86	2	28.57	0	0.00	0	0.00	0	0.00			2	28.57	7
	TOTAL	0	0.00	0	0.00	4	21.05	3	15.79	10	52.63	0	0.00	0	0.00			2	10.53	19
Unit/Subunit 22Z																				
	SUCCESSFUL	n/a	n/a	n/a	n/a	n/a	n/a	n/a	n/a	n/a	n/a	n/a	n/a	n/a	n/a			n/a	n/a	0
	UNSUCCESSFUL	1	2.86	0	0.00	2	5.71	0	0.00	0	0.00	0	0.00	24	68.57			8	22.86	35
	TOTAL	1	2.86	0	0.00	2	5.71	0	0.00	0	0.00	0	0.00	24	68.57			8	22.86	35

1991-92 TRANSPORTATION METHODS BY SPECIES: MOOSE

UNIT	SUCCESS	AIRPLANE NUMBER	AIRPLANE %	HORSE/ DOG TEAM NUMBER	HORSE/ DOG TEAM %	BOAT NUMBER	BOAT %	3-OR-4 WHEELER NUMBER	3-OR-4 WHEELER %	SNOWMACHINE NUMBER	SNOWMACHINE %	OFF ROAD VEHICLE NUMBER	OFF ROAD VEHICLE %	HIGHWAY VEHICLE NUMBER	HIGHWAY VEHICLE %	WALKING (BEARS ONLY) NUMBER	WALKING (BEARS ONLY) %	UNKNOWN NUMBER	UNKNOWN %	TOTAL NUMBER
Unit 22																				
TOTAL UNIT																				
	SUCCESSFUL	18	5.98	0	0.00	51	16.94	68	22.59	46	15.28	19	6.31	90	29.90			9	2.99	301
	UNSUCCESSFUL	11	3.13	0	0.00	93	26.42	41	11.65	12	3.41	18	5.11	148	42.05			29	8.24	352
	TOTAL	29	4.44	0	0.00	144	22.05	109	16.69	58	8.88	37	5.67	238	36.45			38	5.82	653
Unit 23																				
TOTAL UNIT																				
	SUCCESSFUL	126	71.59	1	0.57	18	10.23	4	2.27	24	13.64	0	0.00	2	1.14			1	0.57	176
	UNSUCCESSFUL	105	61.40	1	0.58	47	27.49	3	1.75	4	2.34	0	0.00	1	0.58			10	5.85	171
	TOTAL	231	66.57	2	0.58	65	18.73	7	2.02	28	8.07	0	0.00	3	0.86			11	3.17	347
Unit 24																				
TOTAL UNIT																				
	SUCCESSFUL	36	25.00	3	2.08	64	44.44	5	3.47	1	0.69	3	2.08	25	17.36			7	4.86	144
	UNSUCCESSFUL	34	19.88	3	1.75	51	29.82	6	3.51	2	1.17	3	1.75	59	34.50			13	7.60	171
	TOTAL	70	22.22	6	1.90	115	36.51	11	3.49	3	0.95	6	1.90	84	26.67			20	6.35	315
Unit 25																				
Unit/Subunit 25A																				
	SUCCESSFUL	36	76.60	7	14.89	4	8.51	0	0.00	0	0.00	0	0.00	0	0.00			0	0.00	47
	UNSUCCESSFUL	28	80.00	1	2.86	3	8.57	0	0.00	0	0.00	0	0.00	2	5.71			1	2.86	35
	TOTAL	64	78.05	8	9.76	7	8.54	0	0.00	0	0.00	0	0.00	2	2.44			1	1.22	82
Unit/Subunit 25B																				
	SUCCESSFUL	3	9.38	0	0.00	25	78.13	0	0.00	0	0.00	0	0.00	0	0.00			4	12.50	32
	UNSUCCESSFUL	4	10.53	0	0.00	27	71.05	1	2.63	1	2.63	0	0.00	0	0.00			5	13.16	38
	TOTAL	7	10.00	0	0.00	52	74.29	1	1.43	1	1.43	0	0.00	0	0.00			9	12.86	70
Unit/Subunit 25C																				
	SUCCESSFUL	5	10.87	0	0.00	10	21.74	20	43.48	0	0.00	0	0.00	9	19.57			2	4.35	46
	UNSUCCESSFUL	2	1.69	0	0.00	16	13.56	30	25.42	0	0.00	9	7.63	56	47.46			5	4.24	118
	TOTAL	7	4.27	0	0.00	26	15.85	50	30.49	0	0.00	9	5.49	65	39.63			7	4.27	164
Unit/Subunit 25D																				
	SUCCESSFUL	0	0.00	0	0.00	6	75.00	0	0.00	0	0.00	0	0.00	0	0.00			2	25.00	8
	UNSUCCESSFUL	0	0.00	0	0.00	3	50.00	0	0.00	0	0.00	0	0.00	0	0.00			3	50.00	6
	TOTAL	0	0.00	0	0.00	9	64.29	0	0.00	0	0.00	0	0.00	0	0.00			5	35.71	14
Unit/Subunit 25Z																				
	SUCCESSFUL	n/a	n/a	n/a	n/a	n/a	n/a	n/a	n/a	n/a	n/a	n/a	n/a	n/a	n/a			n/a	n/a	0
	UNSUCCESSFUL	0	0.00	0	0.00	3	100.00	0	0.00	0	0.00	0	0.00	0	0.00			0	0.00	3
	TOTAL	0	0.00	0	0.00	3	100.00	0	0.00	0	0.00	0	0.00	0	0.00			0	0.00	3
TOTAL UNIT																				
	SUCCESSFUL	51	30.18	7	4.14	72	42.60	20	11.83	0	0.00	2	1.18	9	5.33			8	4.73	169
	UNSUCCESSFUL	43	14.73	1	0.34	110	37.67	36	12.33	5	1.71	12	4.11	67	22.95			18	6.16	292
	TOTAL	94	20.39	8	1.74	182	39.48	56	12.15	5	1.08	14	3.04	76	16.49			26	5.64	461

1991-92 TRANSPORTATION METHODS BY SPECIES: MOOSE

UNIT	SUCCESS	AIRPLANE NUMBER	AIRPLANE %	HORSE/ DOG TEAM NUMBER	HORSE/ DOG TEAM %	BOAT NUMBER	BOAT %	3-OR-4 WHEELER NUMBER	3-OR-4 WHEELER %	SNOWMACHINE NUMBER	SNOWMACHINE %	OFF ROAD VEHICLE NUMBER	OFF ROAD VEHICLE %	HIGHWAY VEHICLE NUMBER	HIGHWAY VEHICLE %	WALKING (BEARS ONLY) NUMBER	WALKING (BEARS ONLY) %	UNKNOWN NUMBER	UNKNOWN %	TOTAL NUMBER
Unit 26																				
Unit/Subunit 26A																				
	SUCCESSFUL	57	85.07	1	1.49	5	7.46	2	2.99	2	2.99	0	0.00	0	0.00			0	0.00	67
	UNSUCCESSFUL	31	88.57	0	0.00	3	8.57	1	2.86	0	0.00	0	0.00	0	0.00			0	0.00	35
	TOTAL	88	86.27	1	0.98	8	7.84	3	2.94	2	1.96	0	0.00	0	0.00			0	0.00	102
Unit/Subunit 26B																				
	SUCCESSFUL	23	82.14	0	0.00	4	14.29	0	0.00	0	0.00	0	0.00	0	0.00			1	3.57	28
	UNSUCCESSFUL	8	38.10	0	0.00	6	28.57	0	0.00	0	0.00	1	4.76	5	23.81			1	4.76	21
	TOTAL	31	63.27	0	0.00	10	20.41	0	0.00	0	0.00	1	2.04	5	10.20			2	4.08	49
Unit/Subunit 26C																				
	SUCCESSFUL	3	50.00	0	0.00	1	16.67	0	0.00	2	33.33	0	0.00	0	0.00			0	0.00	6
	UNSUCCESSFUL	5	100.00	0	0.00	0	0.00	0	0.00	0	0.00	0	0.00	0	0.00			0	0.00	5
	TOTAL	8	72.73	0	0.00	1	9.09	0	0.00	2	18.18	0	0.00	0	0.00			0	0.00	11
Unit/Subunit 26Z																				
	SUCCESSFUL	n/a	n/a	n/a	n/a	n/a	n/a	n/a	n/a	n/a	n/a	n/a	n/a	n/a	n/a			n/a	n/a	0
	UNSUCCESSFUL	3	75.00	0	0.00	1	25.00	0	0.00	0	0.00	0	0.00	0	0.00			0	0.00	4
	TOTAL	3	75.00	0	0.00	1	25.00	0	0.00	0	0.00	0	0.00	0	0.00			0	0.00	4
TOTAL UNIT																				
	SUCCESSFUL	83	82.18	1	0.99	10	9.90	2	1.98	4	3.96	0	0.00	0	0.00			1	0.99	101
	UNSUCCESSFUL	47	72.31	0	0.00	10	15.38	1	1.54	0	0.00	1	1.54	5	7.69			1	1.54	65
	TOTAL	130	78.31	1	0.60	20	12.05	3	1.81	4	2.41	1	0.60	5	3.01			2	1.20	166
Unit 27																				
TOTAL UNIT																				
	SUCCESSFUL	6	17.14	2	5.71	9	25.71	3	8.57	1	2.86	1	2.86	5	14.29			8	22.86	35
	UNSUCCESSFUL	31	10.54	3	1.02	39	13.27	18	6.12	4	1.36	7	2.38	53	18.03			139	47.28	294
	TOTAL	37	11.25	5	1.52	48	14.59	21	6.38	5	1.52	8	2.43	58	17.63			147	44.68	329
TOTAL STATEWIDE																				
	SUCCESSFUL	1645	23.43	233	3.32	1981	28.22	863	12.29	220	3.13	522	7.43	1303	18.56			254	3.62	7021
	UNSUCCESSFUL	2175	11.46	334	1.76	4045	21.31	2470	13.01	147	0.77	1146	6.04	7056	37.18			1606	8.46	18979
	TOTAL	3820	14.69	567	2.18	6026	23.18	3333	12.82	367	1.41	1668	6.42	8359	32.15			1860	7.15	26000

1991-92 TRANSPORTATION METHODS BY SPECIES: MT. GOAT

UNIT	SUCCESS	AIRPLANE NUMBER	AIRPLANE %	HORSE/ DOG TEAM NUMBER	HORSE/ DOG TEAM %	BOAT NUMBER	BOAT %	3-OR-4 WHEELER NUMBER	3-OR-4 WHEELER %	SNOWMACHINE NUMBER	SNOWMACHINE %	OFF ROAD VEHICLE NUMBER	OFF ROAD VEHICLE %	HIGHWAY VEHICLE NUMBER	HIGHWAY VEHICLE %	WALKING (BEARS ONLY) NUMBER	WALKING (BEARS ONLY) %	UNKNOWN NUMBER	UNKNOWN %	TOTAL NUMBER
Unit 01																				
Unit/Subunit 01A																				
	SUCCESSFUL	8	50.00	0	0.00	8	50.00	0	0.00	0	0.00	0	0.00	0	0.00			0	0.00	16
	UNSUCCESSFUL	36	45.00	0	0.00	41	51.25	0	0.00	0	0.00	0	0.00	0	0.00			3	3.75	80
	TOTAL	44	45.83	0	0.00	49	51.04	0	0.00	0	0.00	0	0.00	0	0.00			3	3.13	96
Unit/Subunit 01B																				
	SUCCESSFUL	0	0.00	0	0.00	1	100.00	0	0.00	0	0.00	0	0.00	0	0.00			0	0.00	1
	UNSUCCESSFUL	1	100.00	0	0.00	0	0.00	0	0.00	0	0.00	0	0.00	0	0.00			0	0.00	1
	TOTAL	1	50.00	0	0.00	1	50.00	0	0.00	0	0.00	0	0.00	0	0.00			0	0.00	2
Unit/Subunit 01C																				
	SUCCESSFUL	3	13.64	0	0.00	19	86.36	0	0.00	0	0.00	0	0.00	0	0.00			0	0.00	22
	UNSUCCESSFUL	8	19.51	0	0.00	29	70.73	0	0.00	0	0.00	0	0.00	3	7.32			1	2.44	41
	TOTAL	11	17.46	0	0.00	48	76.19	0	0.00	0	0.00	0	0.00	3	4.76			1	1.59	63
Unit/Subunit 01D																				
	SUCCESSFUL	0	0.00	0	0.00	13	54.17	0	0.00	0	0.00	0	0.00	9	37.50			2	8.33	24
	UNSUCCESSFUL	0	0.00	0	0.00	16	34.04	0	0.00	0	0.00	1	2.13	27	57.45			3	6.38	47
	TOTAL	0	0.00	0	0.00	29	40.85	0	0.00	0	0.00	1	1.41	36	50.70			5	7.04	71
TOTAL UNIT																				
	SUCCESSFUL	18	22.50	2	2.50	49	61.25	0	0.00	0	0.00	0	0.00	9	11.25			2	2.50	80
	UNSUCCESSFUL	61	26.87	0	0.00	124	54.63	0	0.00	0	0.00	1	0.44	30	13.22			11	4.85	227
	TOTAL	79	25.73	2	0.65	173	56.35	0	0.00	0	0.00	1	0.33	39	12.70			13	4.23	307
Unit 04																				
TOTAL UNIT																				
	SUCCESSFUL	5	17.24	0	0.00	20	68.97	1	3.45	0	0.00	0	0.00	0	0.00			3	10.34	29
	UNSUCCESSFUL	8	9.41	0	0.00	57	67.06	0	0.00	0	0.00	0	0.00	1	1.18			19	22.35	85
	TOTAL	13	11.40	0	0.00	77	67.54	1	0.88	0	0.00	0	0.00	1	0.88			22	19.30	114
Unit 05																				
Unit/Subunit 05A																				
	SUCCESSFUL	4	50.00	0	0.00	4	50.00	0	0.00	0	0.00	0	0.00	0	0.00			0	0.00	8
	UNSUCCESSFUL	3	33.33	0	0.00	1	11.11	0	0.00	0	0.00	0	0.00	2	22.22			3	33.33	9
	TOTAL	7	41.18	0	0.00	5	29.41	0	0.00	0	0.00	0	0.00	2	11.76			3	17.65	17
TOTAL UNIT																				
	SUCCESSFUL	4	50.00	0	0.00	4	50.00	0	0.00	0	0.00	0	0.00	0	0.00			0	0.00	8
	UNSUCCESSFUL	3	33.33	0	0.00	1	11.11	0	0.00	0	0.00	0	0.00	2	22.22			3	33.33	9
	TOTAL	7	41.18	0	0.00	5	29.41	0	0.00	0	0.00	0	0.00	2	11.76			3	17.65	17
Unit 06																				
Unit/Subunit 06A																				
	SUCCESSFUL	12	100.00	0	0.00	0	0.00	0	0.00	0	0.00	0	0.00	0	0.00			0	0.00	12
	UNSUCCESSFUL	5	100.00	0	0.00	0	0.00	0	0.00	0	0.00	0	0.00	0	0.00			0	0.00	5
	TOTAL	17	100.00	0	0.00	0	0.00	0	0.00	0	0.00	0	0.00	0	0.00			0	0.00	17

1991-92 TRANSPORTATION METHODS BY SPECIES: MT. GOAT

UNIT / SUCCESS	AIRPLANE NUMBER	%	HORSE/ DOG TEAM NUMBER	%	BOAT NUMBER	%	3-OR-4 WHEELER NUMBER	%	SNOWMACHINE NUMBER	%	OFF ROAD VEHICLE NUMBER	%	HIGHWAY VEHICLE NUMBER	%	WALKING (BEARS ONLY) NUMBER	%	UNKNOWN NUMBER	%	TOTAL NUMBER
Unit 06																			
Unit/Subunit 06B																			
SUCCESSFUL	4	100.00	0	0.00	0	0.00	0	0.00	0	0.00	0	0.00	0	0.00			0	0.00	4
UNSUCCESSFUL	3	100.00	0	0.00	0	0.00	0	0.00	0	0.00	0	0.00	0	0.00			0	0.00	3
TOTAL	7	100.00	0	0.00	0	0.00	0	0.00	0	0.00	0	0.00	0	0.00			0	0.00	7
Unit/Subunit 06D																			
SUCCESSFUL	6	66.67	0	0.00	3	33.33	0	0.00	0	0.00	0	0.00	0	0.00			0	0.00	9
UNSUCCESSFUL	4	30.77	0	0.00	9	69.23	0	0.00	0	0.00	0	0.00	0	0.00			0	0.00	13
TOTAL	10	45.45	0	0.00	12	54.55	0	0.00	0	0.00	0	0.00	0	0.00			0	0.00	22
Unit/Subunit 06Z																			
SUCCESSFUL	n/a	n/a	n/a	n/a	n/a	n/a	n/a	n/a	n/a	n/a	n/a	n/a	n/a	n/a			n/a	n/a	0
UNSUCCESSFUL	0	0.00	0	0.00	1	100.00	0	0.00	0	0.00	0	0.00	0	0.00			0	0.00	1
TOTAL	0	0.00	0	0.00	1	100.00	0	0.00	0	0.00	0	0.00	0	0.00			0	0.00	1
TOTAL UNIT																			
SUCCESSFUL	39	78.00	0	0.00	9	18.00	1	2.00	0	0.00	0	0.00	1	2.00			0	0.00	50
UNSUCCESSFUL	23	38.33	0	0.00	33	55.00	0	0.00	0	0.00	0	0.00	3	5.00			1	1.67	60
TOTAL	62	56.36	0	0.00	42	38.18	1	0.91	0	0.00	0	0.00	4	3.64			1	0.91	110
Unit 07																			
TOTAL UNIT																			
SUCCESSFUL	16	21.92	0	0.00	24	32.88	1	1.37	0	0.00	3	4.11	25	34.25			4	5.48	73
UNSUCCESSFUL	21	10.66	0	0.00	38	19.29	5	2.54	1	0.51	9	4.57	80	40.61			43	21.83	197
TOTAL	37	13.70	0	0.00	62	22.96	6	2.22	1	0.37	12	4.44	105	38.89			47	17.41	270
Unit 08																			
TOTAL UNIT																			
SUCCESSFUL	21	65.63	0	0.00	10	31.25	0	0.00	0	0.00	0	0.00	0	0.00			1	3.13	32
UNSUCCESSFUL	25	73.53	0	0.00	4	11.76	4	11.76	0	0.00	0	0.00	0	0.00			1	2.94	34
TOTAL	46	69.70	0	0.00	14	21.21	4	6.06	0	0.00	0	0.00	0	0.00			2	3.03	66
Unit 11																			
TOTAL UNIT																			
SUCCESSFUL	20	80.00	2	8.00	1	4.00	1	4.00	0	0.00	0	0.00	1	4.00			0	0.00	25
UNSUCCESSFUL	9	52.94	0	0.00	0	0.00	0	0.00	0	0.00	0	0.00	3	17.65			5	29.41	17
TOTAL	29	69.05	2	4.76	1	2.38	1	2.38	0	0.00	0	0.00	4	9.52			5	11.90	42
Unit 13																			
Unit/Subunit 13D																			
SUCCESSFUL	3	100.00	0	0.00	0	0.00	0	0.00	0	0.00	0	0.00	0	0.00			0	0.00	3
UNSUCCESSFUL	0	0.00	0	0.00	0	0.00	0	0.00	0	0.00	0	0.00	1	100.00			0	0.00	1
TOTAL	3	75.00	0	0.00	0	0.00	0	0.00	0	0.00	0	0.00	1	25.00			0	0.00	4
TOTAL UNIT																			
SUCCESSFUL	4	50.00	0	0.00	0	0.00	0	0.00	0	0.00	0	0.00	4	50.00			0	0.00	8
UNSUCCESSFUL	3	33.33	0	0.00	3	33.33	0	0.00	0	0.00	0	0.00	2	22.22			1	11.11	9
TOTAL	7	41.18	0	0.00	3	17.65	0	0.00	0	0.00	0	0.00	6	35.29			1	5.88	17

1991-92 TRANSPORTATION METHODS BY SPECIES: MT. GOAT

UNIT	SUCCESS	AIRPLANE NUMBER	%	HORSE/ DOG TEAM NUMBER	%	BOAT NUMBER	%	3-OR-4 WHEELER NUMBER	%	SNOWMACHINE NUMBER	%	OFF ROAD VEHICLE NUMBER	%	HIGHWAY VEHICLE NUMBER	%	WALKING (BEARS ONLY) NUMBER	%	UNKNOWN NUMBER	%	TOTAL NUMBER
Unit 14																				
Unit/Subunit 14A																				
	SUCCESSFUL	4	100.00	0	0.00	0	0.00	0	0.00	0	0.00	0	0.00	0	0.00			0	0.00	4
	UNSUCCESSFUL	4	50.00	0	0.00	0	0.00	1	12.50	0	0.00	0	0.00	2	25.00			1	12.50	8
	TOTAL	8	66.67	0	0.00	0	0.00	1	8.33	0	0.00	0	0.00	2	16.67			1	8.33	12
TOTAL UNIT																				
	SUCCESSFUL	34	85.00	1	2.50	2	5.00	0	0.00	0	0.00	0	0.00	2	5.00			1	2.50	40
	UNSUCCESSFUL	27	43.55	3	4.84	7	11.29	1	1.61	0	0.00	0	0.00	16	25.81			8	12.90	62
	TOTAL	61	59.80	4	3.92	9	8.82	1	0.98	0	0.00	0	0.00	18	17.65			9	8.82	102
Unit 15																				
Unit/Subunit 15B																				
	SUCCESSFUL	2	50.00	0	0.00	1	25.00	0	0.00	0	0.00	0	0.00	1	25.00			0	0.00	4
	UNSUCCESSFUL	3	75.00	0	0.00	1	25.00	0	0.00	0	0.00	0	0.00	0	0.00			0	0.00	4
	TOTAL	5	62.50	0	0.00	2	25.00	0	0.00	0	0.00	0	0.00	1	12.50			0	0.00	8
Unit/Subunit 15C																				
	SUCCESSFUL	0	0.00	0	0.00	5	100.00	0	0.00	0	0.00	0	0.00	0	0.00			0	0.00	5
	UNSUCCESSFUL	0	0.00	0	0.00	4	100.00	0	0.00	0	0.00	0	0.00	0	0.00			0	0.00	4
	TOTAL	0	0.00	0	0.00	9	100.00	0	0.00	0	0.00	0	0.00	0	0.00			0	0.00	9
TOTAL UNIT																				
	SUCCESSFUL	29	50.88	4	7.02	16	28.07	2	3.51	0	0.00	1	1.75	2	3.51			3	5.26	57
	UNSUCCESSFUL	25	25.77	1	1.03	43	44.33	2	2.06	0	0.00	4	4.12	9	9.28			13	13.40	97
	TOTAL	54	35.06	5	3.25	59	38.31	4	2.60	0	0.00	5	3.25	11	7.14			16	10.39	154
TOTAL STATEWIDE																				
	SUCCESSFUL	190	47.26	9	2.24	135	33.58	6	1.49	0	0.00	4	1.00	44	10.95			14	3.48	402
	UNSUCCESSFUL	205	25.72	4	0.50	310	38.90	12	1.51	1	0.13	14	1.76	146	18.32			105	13.17	797
	TOTAL	395	32.94	13	1.08	445	37.11	18	1.50	1	0.08	18	1.50	190	15.85			119	9.92	1199

1991-92 TRANSPORTATION METHODS BY SPECIES: MUSKOX

UNIT	SUCCESS	AIRPLANE NUMBER	AIRPLANE %	HORSE/ DOG TEAM NUMBER	HORSE/ DOG TEAM %	BOAT NUMBER	BOAT %	3-OR-4 WHEELER NUMBER	3-OR-4 WHEELER %	SNOWMACHINE NUMBER	SNOWMACHINE %	OFF ROAD VEHICLE NUMBER	OFF ROAD VEHICLE %	HIGHWAY VEHICLE NUMBER	HIGHWAY VEHICLE %	WALKING (BEARS ONLY) NUMBER	WALKING (BEARS ONLY) %	UNKNOWN NUMBER	UNKNOWN %	TOTAL NUMBER
Unit 18																				
TOTAL UNIT																				
	SUCCESSFUL	0	0.00	0	0.00	1	0.98	0	0.00	100	98.04	0	0.00	0	0.00			1	0.98	102
	UNSUCCESSFUL	0	n/a	0	n/a	0	n/a	0	n/a	0	n/a	0	n/a	0	n/a			0	n/a	0
	TOTAL	0	0.00	0	0.00	1	0.98	0	0.00	100	98.04	0	0.00	0	0.00			1	0.98	102
Unit 26																				
Unit/Submit 26C																				
	SUCCESSFUL	0	0.00	0	0.00	0	0.00	0	0.00	2	100.00	0	0.00	0	0.00			0	0.00	2
	UNSUCCESSFUL	0	n/a	0	n/a	0	n/a	0	n/a	0	n/a	0	n/a	0	n/a			0	n/a	0
	TOTAL	0	0.00	0	0.00	0	0.00	0	0.00	2	100.00	0	0.00	0	0.00			0	0.00	2
TOTAL UNIT																				
	SUCCESSFUL	0	0.00	0	0.00	0	0.00	0	0.00	4	100.00	0	0.00	0	0.00			0	0.00	4
	UNSUCCESSFUL	0	n/a	0	n/a	0	n/a	0	n/a	0	n/a	0	n/a	0	n/a			0	n/a	0
	TOTAL	0	0.00	0	0.00	0	0.00	0	0.00	4	100.00	0	0.00	0	0.00			0	0.00	4
TOTAL STATEWIDE																				
	SUCCESSFUL	0	0.00	0	0.00	1	0.94	0	0.00	104	98.11	0	0.00	0	0.00			1	0.94	106
	UNSUCCESSFUL	0	n/a	0	n/a	0	n/a	0	n/a	0	n/a	0	n/a	0	n/a			0	n/a	0
	TOTAL	0	0.00	0	0.00	1	0.94	0	0.00	104	98.11	0	0.00	0	0.00			1	0.94	106

1991-92 TRANSPORTATION METHODS BY SPECIES: OTTER

UNIT	SUCCESS	AIRPLANE NUMBER	%	HORSE/ DOG TEAM NUMBER	%	BOAT NUMBER	%	3-OR-4 WHEELER NUMBER	%	SNOWMACHINE NUMBER	%	OFF ROAD VEHICLE NUMBER	%	HIGHWAY VEHICLE NUMBER	%	WALKING (BEARS ONLY) NUMBER	%	UNKNOWN NUMBER	%	TOTAL NUMBER
Unit 01																				
Unit/Subunit 01A																				
	SUCCESSFUL	0	0.00	0	0.00	75	100.00	0	0.00	0	0.00	0	0.00	0	0.00			0	0.00	75
	UNSUCCESSFUL	n/a	n/a	n/a	n/a	n/a	n/a	n/a	n/a	n/a	n/a	n/a	n/a	n/a	n/a			n/a	n/a	n/a
	TOTAL	0	0.00	0	0.00	75	100.00	0	0.00	0	0.00	0	0.00	0	0.00			0	0.00	75
Unit/Subunit 01C																				
	SUCCESSFUL	0	0.00	0	0.00	1	50.00	0	0.00	0	0.00	0	0.00	1	50.00			0	0.00	2
	UNSUCCESSFUL	n/a	n/a	n/a	n/a	n/a	n/a	n/a	n/a	n/a	n/a	n/a	n/a	n/a	n/a			n/a	n/a	n/a
	TOTAL	0	0.00	0	0.00	1	50.00	0	0.00	0	0.00	0	0.00	1	50.00			0	0.00	2
Unit/Subunit 01D																				
	SUCCESSFUL	0	0.00	1	25.00	1	25.00	0	0.00	0	0.00	0	0.00	2	50.00			0	0.00	4
	UNSUCCESSFUL	n/a	n/a	n/a	n/a	n/a	n/a	n/a	n/a	n/a	n/a	n/a	n/a	n/a	n/a			n/a	n/a	n/a
	TOTAL	0	0.00	1	25.00	1	25.00	0	0.00	0	0.00	0	0.00	2	50.00			0	0.00	4
TOTAL UNIT																				
	SUCCESSFUL	0	0.00	1	1.23	77	95.06	0	0.00	0	0.00	0	0.00	3	3.70			0	0.00	81
	UNSUCCESSFUL	n/a	n/a	n/a	n/a	n/a	n/a	n/a	n/a	n/a	n/a	n/a	n/a	n/a	n/a			n/a	n/a	n/a
	TOTAL	0	0.00	1	1.23	77	95.06	0	0.00	0	0.00	0	0.00	3	3.70			0	0.00	81
Unit 02																				
TOTAL UNIT																				
	SUCCESSFUL	1	2.33	0	0.00	30	69.77	1	2.33	0	0.00	0	0.00	10	23.26			1	2.33	43
	UNSUCCESSFUL	n/a	n/a	n/a	n/a	n/a	n/a	n/a	n/a	n/a	n/a	n/a	n/a	n/a	n/a			n/a	n/a	n/a
	TOTAL	1	2.33	0	0.00	30	69.77	1	2.33	0	0.00	0	0.00	10	23.26			1	2.33	43
Unit 03																				
TOTAL UNIT																				
	SUCCESSFUL	0	0.00	0	0.00	59	85.51	0	0.00	0	0.00	0	0.00	10	14.49			0	0.00	69
	UNSUCCESSFUL	n/a	n/a	n/a	n/a	n/a	n/a	n/a	n/a	n/a	n/a	n/a	n/a	n/a	n/a			n/a	n/a	n/a
	TOTAL	0	0.00	0	0.00	59	85.51	0	0.00	0	0.00	0	0.00	10	14.49			0	0.00	69
Unit 04																				
TOTAL UNIT																				
	SUCCESSFUL	0	0.00	0	0.00	126	96.18	0	0.00	0	0.00	0	0.00	0	0.00			5	3.82	131
	UNSUCCESSFUL	n/a	n/a	n/a	n/a	n/a	n/a	n/a	n/a	n/a	n/a	n/a	n/a	n/a	n/a			n/a	n/a	n/a
	TOTAL	0	0.00	0	0.00	126	96.18	0	0.00	0	0.00	0	0.00	0	0.00			5	3.82	131
Unit 05																				
Unit/Subunit 05A																				
	SUCCESSFUL	0	0.00	0	0.00	0	0.00	1	100.00	0	0.00	0	0.00	0	0.00			0	0.00	1
	UNSUCCESSFUL	n/a	n/a	n/a	n/a	n/a	n/a	n/a	n/a	n/a	n/a	n/a	n/a	n/a	n/a			n/a	n/a	n/a
	TOTAL	0	0.00	0	0.00	0	0.00	1	100.00	0	0.00	0	0.00	0	0.00			0	0.00	1

1991-92 TRANSPORTATION METHODS BY SPECIES: OTTER

UNIT	SUCCESS	AIRPLANE NUMBER	%	HORSE/ DOG TEAM NUMBER	%	BOAT NUMBER	%	3-OR-4 WHEELER NUMBER	%	SNOWMACHINE NUMBER	%	OFF ROAD VEHICLE NUMBER	%	HIGHWAY VEHICLE NUMBER	%	WALKING (BEARS ONLY) NUMBER	%	UNKNOWN NUMBER	%	TOTAL NUMBER
Unit 05																				
TOTAL UNIT																				
	SUCCESSFUL	0	0.00	0	0.00	0	0.00	1	100.00	0	0.00	0	0.00	0	0.00			0	0.00	1
	UNSUCCESSFUL	n/a	n/a	n/a	n/a	n/a	n/a	n/a	n/a	n/a	n/a	n/a	n/a	n/a	n/a			n/a	n/a	n/a
	TOTAL	0	0.00	0	0.00	0	0.00	1	100.00	0	0.00	0	0.00	0	0.00			0	0.00	1
Unit 06																				
Unit/Subunit 06C																				
	SUCCESSFUL	0	0.00	0	0.00	0	0.00	0	0.00	1	5.88	0	0.00	16	94.12			0	0.00	17
	UNSUCCESSFUL	n/a	n/a	n/a	n/a	n/a	n/a	n/a	n/a	n/a	n/a	n/a	n/a	n/a	n/a			n/a	n/a	n/a
	TOTAL	0	0.00	0	0.00	0	0.00	0	0.00	1	5.88	0	0.00	16	94.12			0	0.00	17
Unit/Subunit 06D																				
	SUCCESSFUL	1	1.41	4	5.63	65	91.55	0	0.00	0	0.00	0	0.00	1	1.41			0	0.00	71
	UNSUCCESSFUL	n/a	n/a	n/a	n/a	n/a	n/a	n/a	n/a	n/a	n/a	n/a	n/a	n/a	n/a			n/a	n/a	n/a
	TOTAL	1	1.41	4	5.63	65	91.55	0	0.00	0	0.00	0	0.00	1	1.41			0	0.00	71
TOTAL UNIT																				
	SUCCESSFUL	1	1.14	4	4.55	65	73.86	0	0.00	1	1.14	0	0.00	17	19.32			0	0.00	88
	UNSUCCESSFUL	n/a	n/a	n/a	n/a	n/a	n/a	n/a	n/a	n/a	n/a	n/a	n/a	n/a	n/a			n/a	n/a	n/a
	TOTAL	1	1.14	4	4.55	65	73.86	0	0.00	1	1.14	0	0.00	17	19.32			0	0.00	88
Unit 07																				
TOTAL UNIT																				
	SUCCESSFUL	0	0.00	0	0.00	0	0.00	0	0.00	8	66.67	0	0.00	4	33.33			0	0.00	12
	UNSUCCESSFUL	n/a	n/a	n/a	n/a	n/a	n/a	n/a	n/a	n/a	n/a	n/a	n/a	n/a	n/a			n/a	n/a	n/a
	TOTAL	0	0.00	0	0.00	0	0.00	0	0.00	8	66.67	0	0.00	4	33.33			0	0.00	12
Unit 08																				
TOTAL UNIT																				
	SUCCESSFUL	31	21.53	6	4.17	80	55.56	7	4.86	0	0.00	0	0.00	4	2.78			16	11.11	144
	UNSUCCESSFUL	n/a	n/a	n/a	n/a	n/a	n/a	n/a	n/a	n/a	n/a	n/a	n/a	n/a	n/a			n/a	n/a	n/a
	TOTAL	31	21.53	6	4.17	80	55.56	7	4.86	0	0.00	0	0.00	4	2.78			16	11.11	144
Unit 09																				
Unit/Subunit 09B																				
	SUCCESSFUL	0	0.00	0	0.00	2	3.57	8	14.29	37	66.07	0	0.00	5	8.93			4	7.14	56
	UNSUCCESSFUL	n/a	n/a	n/a	n/a	n/a	n/a	n/a	n/a	n/a	n/a	n/a	n/a	n/a	n/a			n/a	n/a	n/a
	TOTAL	0	0.00	0	0.00	2	3.57	8	14.29	37	66.07	0	0.00	5	8.93			4	7.14	56
Unit/Subunit 09C																				
	SUCCESSFUL	0	0.00	0	0.00	4	9.76	9	21.95	9	21.95	0	0.00	3	7.32			16	39.02	41
	UNSUCCESSFUL	n/a	n/a	n/a	n/a	n/a	n/a	n/a	n/a	n/a	n/a	n/a	n/a	n/a	n/a			n/a	n/a	n/a
	TOTAL	0	0.00	0	0.00	4	9.76	9	21.95	9	21.95	0	0.00	3	7.32			16	39.02	41
Unit/Subunit 09D																				
	SUCCESSFUL	0	0.00	0	0.00	0	0.00	1	33.33	0	0.00	0	0.00	2	66.67			0	0.00	3
	UNSUCCESSFUL	n/a	n/a	n/a	n/a	n/a	n/a	n/a	n/a	n/a	n/a	n/a	n/a	n/a	n/a			n/a	n/a	n/a
	TOTAL	0	0.00	0	0.00	0	0.00	1	33.33	0	0.00	0	0.00	2	66.67			0	0.00	3

1991-92 TRANSPORTATION METHODS BY SPECIES: OTTER

UNIT	SUCCESS	AIRPLANE NUMBER	%	HORSE/ DOG TEAM NUMBER	%	BOAT NUMBER	%	3-OR-4 WHEELER NUMBER	%	SNOWMACHINE NUMBER	%	OFF ROAD VEHICLE NUMBER	%	HIGHWAY VEHICLE NUMBER	%	WALKING (BEARS ONLY) NUMBER	%	UNKNOWN NUMBER	%	TOTAL NUMBER
Unit 09																				
Unit/Subunit 09E																				
	SUCCESSFUL	5	13.51	0	0.00	0	0.00	25	67.57	4	10.81	0	0.00	0	0.00			3	8.11	37
	UNSUCCESSFUL	n/a	n/a	n/a	n/a	n/a	n/a	n/a	n/a	n/a	n/a	n/a	n/a	n/a	n/a			n/a	n/a	n/a
	TOTAL	5	13.51	0	0.00	0	0.00	25	67.57	4	10.81	0	0.00	0	0.00			3	8.11	37
TOTAL UNIT																				
	SUCCESSFUL	5	3.65	0	0.00	6	4.38	43	31.39	50	36.50	0	0.00	10	7.30			23	16.79	137
	UNSUCCESSFUL	n/a	n/a	n/a	n/a	n/a	n/a	n/a	n/a	n/a	n/a	n/a	n/a	n/a	n/a			n/a	n/a	n/a
	TOTAL	5	3.65	0	0.00	6	4.38	43	31.39	50	36.50	0	0.00	10	7.30			23	16.79	137
Unit 11																				
TOTAL UNIT																				
	SUCCESSFUL	0	0.00	0	0.00	0	0.00	0	0.00	1	100.00	0	0.00	0	0.00			0	0.00	1
	UNSUCCESSFUL	n/a	n/a	n/a	n/a	n/a	n/a	n/a	n/a	n/a	n/a	n/a	n/a	n/a	n/a			n/a	n/a	n/a
	TOTAL	0	0.00	0	0.00	0	0.00	0	0.00	1	100.00	0	0.00	0	0.00			0	0.00	1
Unit 12																				
TOTAL UNIT																				
	SUCCESSFUL	0	0.00	0	0.00	0	0.00	0	0.00	6	100.00	0	0.00	0	0.00			0	0.00	6
	UNSUCCESSFUL	n/a	n/a	n/a	n/a	n/a	n/a	n/a	n/a	n/a	n/a	n/a	n/a	n/a	n/a			n/a	n/a	n/a
	TOTAL	0	0.00	0	0.00	0	0.00	0	0.00	6	100.00	0	0.00	0	0.00			0	0.00	6
Unit 13																				
Unit/Subunit 13A																				
	SUCCESSFUL	0	0.00	0	0.00	0	0.00	0	0.00	3	75.00	0	0.00	1	25.00			0	0.00	4
	UNSUCCESSFUL	n/a	n/a	n/a	n/a	n/a	n/a	n/a	n/a	n/a	n/a	n/a	n/a	n/a	n/a			n/a	n/a	n/a
	TOTAL	0	0.00	0	0.00	0	0.00	0	0.00	3	75.00	0	0.00	1	25.00			0	0.00	4
Unit/Subunit 13B																				
	SUCCESSFUL	0	0.00	2	50.00	0	0.00	0	0.00	2	50.00	0	0.00	0	0.00			0	0.00	4
	UNSUCCESSFUL	n/a	n/a	n/a	n/a	n/a	n/a	n/a	n/a	n/a	n/a	n/a	n/a	n/a	n/a			n/a	n/a	n/a
	TOTAL	0	0.00	2	50.00	0	0.00	0	0.00	2	50.00	0	0.00	0	0.00			0	0.00	4
Unit/Subunit 13C																				
	SUCCESSFUL	0	0.00	0	0.00	0	0.00	0	0.00	0	0.00	0	0.00	0	0.00			1	100.00	1
	UNSUCCESSFUL	n/a	n/a	n/a	n/a	n/a	n/a	n/a	n/a	n/a	n/a	n/a	n/a	n/a	n/a			n/a	n/a	n/a
	TOTAL	0	0.00	0	0.00	0	0.00	0	0.00	0	0.00	0	0.00	0	0.00			1	100.00	1
Unit/Subunit 13D																				
	SUCCESSFUL	0	0.00	0	0.00	0	0.00	0	0.00	2	40.00	0	0.00	3	60.00			0	0.00	5
	UNSUCCESSFUL	n/a	n/a	n/a	n/a	n/a	n/a	n/a	n/a	n/a	n/a	n/a	n/a	n/a	n/a			n/a	n/a	n/a
	TOTAL	0	0.00	0	0.00	0	0.00	0	0.00	2	40.00	0	0.00	3	60.00			0	0.00	5
Unit/Subunit 13E																				
	SUCCESSFUL	1	11.11	1	11.11	0	0.00	0	0.00	2	22.22	0	0.00	5	55.56			0	0.00	9
	UNSUCCESSFUL	n/a	n/a	n/a	n/a	n/a	n/a	n/a	n/a	n/a	n/a	n/a	n/a	n/a	n/a			n/a	n/a	n a
	TOTAL	1	11.11	1	11.11	0	0.00	0	0.00	2	22.22	0	0.00	5	55.56			0	0.00	9

1991-92 TRANSPORTATION METHODS BY SPECIES: OTTER

UNIT	SUCCESS	AIRPLANE NUMBER	AIRPLANE %	HORSE/ DOG TEAM NUMBER	HORSE/ DOG TEAM %	BOAT NUMBER	BOAT %	3-OR-4 WHEELER NUMBER	3-OR-4 WHEELER %	SNOWMACHINE NUMBER	SNOWMACHINE %	OFF ROAD VEHICLE NUMBER	OFF ROAD VEHICLE %	HIGHWAY VEHICLE NUMBER	HIGHWAY VEHICLE %	WALKING (BEARS ONLY) NUMBER	WALKING (BEARS ONLY) %	UNKNOWN NUMBER	UNKNOWN %	TOTAL NUMBER
Unit 13																				
TOTAL UNIT																				
	SUCCESSFUL	1	4.35	3	13.04	0	0.00	0	0.00	9	39.13	0	0.00	9	39.13			1	4.35	23
	UNSUCCESSFUL	n/a	n/a	n/a	n/a	n/a	n/a	n/a	n/a	n/a	n/a	n/a	n/a	n/a	n/a			n/a	n/a	n/a
	TOTAL	1	4.35	3	13.04	0	0.00	0	0.00	9	39.13	0	0.00	9	39.13			1	4.35	23
Unit 14																				
Unit/Subunit 14A																				
	SUCCESSFUL	0	0.00	4	25.00	0	0.00	0	0.00	9	56.25	0	0.00	2	12.50			1	6.25	16
	UNSUCCESSFUL	n/a	n/a	n/a	n/a	n/a	n/a	n/a	n/a	n/a	n/a	n/a	n/a	n/a	n/a			n/a	n/a	n/a
	TOTAL	0	0.00	4	25.00	0	0.00	0	0.00	9	56.25	0	0.00	2	12.50			1	6.25	16
Unit/Subunit 14B																				
	SUCCESSFUL	0	0.00	1	11.11	0	0.00	0	0.00	8	88.89	0	0.00	0	0.00			0	0.00	9
	UNSUCCESSFUL	n/a	n/a	n/a	n/a	n/a	n/a	n/a	n/a	n/a	n/a	n/a	n/a	n/a	n/a			n/a	n/a	n/a
	TOTAL	0	0.00	1	11.11	0	0.00	0	0.00	8	88.89	0	0.00	0	0.00			0	0.00	9
Unit/Subunit 14C																				
	SUCCESSFUL	0	0.00	0	0.00	0	0.00	0	0.00	1	100.00	0	0.00	0	0.00			0	0.00	1
	UNSUCCESSFUL	n/a	n/a	n/a	n/a	n/a	n/a	n/a	n/a	n/a	n/a	n/a	n/a	n/a	n/a			n/a	n/a	n/a
	TOTAL	0	0.00	0	0.00	0	0.00	0	0.00	1	100.00	0	0.00	0	0.00			0	0.00	1
TOTAL UNIT																				
	SUCCESSFUL	0	0.00	5	19.23	0	0.00	0	0.00	18	69.23	0	0.00	2	7.69			1	3.85	26
	UNSUCCESSFUL	n/a	n/a	n/a	n/a	n/a	n/a	n/a	n/a	n/a	n/a	n/a	n/a	n/a	n/a			n/a	n/a	n/a
	TOTAL	0	0.00	5	19.23	0	0.00	0	0.00	18	69.23	0	0.00	2	7.69			1	3.85	26
Unit 15																				
Unit/Subunit 15A																				
	SUCCESSFUL	2	28.57	1	14.29	0	0.00	0	0.00	1	14.29	0	0.00	1	14.29			2	28.57	7
	UNSUCCESSFUL	n/a	n/a	n/a	n/a	n/a	n/a	n/a	n/a	n/a	n/a	n/a	n/a	n/a	n/a			n/a	n/a	n/a
	TOTAL	2	28.57	1	14.29	0	0.00	0	0.00	1	14.29	0	0.00	1	14.29			2	28.57	7
Unit/Subunit 15B																				
	SUCCESSFUL	0	0.00	2	33.33	0	0.00	0	0.00	0	0.00	0	0.00	0	0.00			4	66.67	6
	UNSUCCESSFUL	n/a	n/a	n/a	n/a	n/a	n/a	n/a	n/a	n/a	n/a	n/a	n/a	n/a	n/a			n/a	n/a	n/a
	TOTAL	0	0.00	2	33.33	0	0.00	0	0.00	0	0.00	0	0.00	0	0.00			4	66.67	6
Unit/Subunit 15C																				
	SUCCESSFUL	0	0.00	1	14.29	2	28.57	0	0.00	4	57.14	0	0.00	0	0.00			0	0.00	7
	UNSUCCESSFUL	n/a	n/a	n/a	n/a	n/a	n/a	n/a	n/a	n/a	n/a	n/a	n/a	n/a	n/a			n/a	n/a	n/a
	TOTAL	0	0.00	1	14.29	2	28.57	0	0.00	4	57.14	0	0.00	0	0.00			0	0.00	7
TOTAL UNIT																				
	SUCCESSFUL	2	10.00	4	20.00	2	10.00	0	0.00	5	25.00	0	0.00	1	5.00			6	30.00	20
	UNSUCCESSFUL	n/a	n/a	n/a	n/a	n/a	n/a	n/a	n/a	n/a	n/a	n/a	n/a	n/a	n/a			n/a	n/a	n/a
	TOTAL	2	10.00	4	20.00	2	10.00	0	0.00	5	25.00	0	0.00	1	5.00			6	30.00	20

1991-92 TRANSPORTATION METHODS BY SPECIES: OTTER

UNIT	SUCCESS	AIRPLANE NUMBER	AIRPLANE %	HORSE/ DOG TEAM NUMBER	HORSE/ DOG TEAM %	BOAT NUMBER	BOAT %	3-OR-4 WHEELER NUMBER	3-OR-4 WHEELER %	SNOWMACHINE NUMBER	SNOWMACHINE %	OFF ROAD VEHICLE NUMBER	OFF ROAD VEHICLE %	HIGHWAY VEHICLE NUMBER	HIGHWAY VEHICLE %	WALKING (BEARS ONLY) NUMBER	WALKING (BEARS ONLY) %	UNKNOWN NUMBER	UNKNOWN %	TOTAL NUMBER
Unit 16																				
Unit/Subunit 16A																				
	SUCCESSFUL	0	0.00	2	40.00	0	0.00	0	0.00	3	60.00	0	0.00	0	0.00			0	0.00	5
	UNSUCCESSFUL	n/a	n/a	n/a	n/a	n/a	n/a	n/a	n/a	n/a	n/a	n/a	n/a	n/a	n/a			n/a	n/a	n/a
	TOTAL	0	0.00	2	40.00	0	0.00	0	0.00	3	60.00	0	0.00	0	0.00			0	0.00	5
Unit/Subunit 16B																				
	SUCCESSFUL	2	11.76	0	0.00	0	0.00	0	0.00	14	82.35	0	0.00	0	0.00			1	5.88	17
	UNSUCCESSFUL	n/a	n/a	n/a	n/a	n/a	n/a	n/a	n/a	n/a	n/a	n/a	n/a	n/a	n/a			n/a	n/a	n/a
	TOTAL	2	11.76	0	0.00	0	0.00	0	0.00	14	82.35	0	0.00	0	0.00			1	5.88	17
TOTAL UNIT																				
	SUCCESSFUL	2	9.09	2	9.09	0	0.00	0	0.00	17	77.27	0	0.00	0	0.00			1	4.55	22
	UNSUCCESSFUL	n/a	n/a	n/a	n/a	n/a	n/a	n/a	n/a	n/a	n/a	n/a	n/a	n/a	n/a			n/a	n/a	n/a
	TOTAL	2	9.09	2	9.09	0	0.00	0	0.00	17	77.27	0	0.00	0	0.00			1	4.55	22
Unit 17																				
Unit/Subunit 17A																				
	SUCCESSFUL	0	0.00	0	0.00	0	0.00	0	0.00	21	100.00	0	0.00	0	0.00			0	0.00	21
	UNSUCCESSFUL	n/a	n/a	n/a	n/a	n/a	n/a	n/a	n/a	n/a	n/a	n/a	n/a	n/a	n/a			n/a	n/a	n/a
	TOTAL	0	0.00	0	0.00	0	0.00	0	0.00	21	100.00	0	0.00	0	0.00			0	0.00	21
Unit/Subunit 17B																				
	SUCCESSFUL	0	0.00	0	0.00	0	0.00	0	0.00	17	94.44	0	0.00	0	0.00			1	5.56	18
	UNSUCCESSFUL	n/a	n/a	n/a	n/a	n/a	n/a	n/a	n/a	n/a	n/a	n/a	n/a	n/a	n/a			n/a	n/a	n/a
	TOTAL	0	0.00	0	0.00	0	0.00	0	0.00	17	94.44	0	0.00	0	0.00			1	5.56	18
Unit/Subunit 17C																				
	SUCCESSFUL	0	0.00	0	0.00	0	0.00	0	0.00	59	92.19	0	0.00	0	0.00			5	7.81	64
	UNSUCCESSFUL	n/a	n/a	n/a	n/a	n/a	n/a	n/a	n/a	n/a	n/a	n/a	n/a	n/a	n/a			n/a	n/a	n/a
	TOTAL	0	0.00	0	0.00	0	0.00	0	0.00	59	92.19	0	0.00	0	0.00			5	7.81	64
TOTAL UNIT																				
	SUCCESSFUL	0	0.00	0	0.00	0	0.00	0	0.00	97	94.17	0	0.00	0	0.00			6	5.83	103
	UNSUCCESSFUL	n/a	n/a	n/a	n/a	n/a	n/a	n/a	n/a	n/a	n/a	n/a	n/a	n/a	n/a			n/a	n/a	n/a
	TOTAL	0	0.00	0	0.00	0	0.00	0	0.00	97	94.17	0	0.00	0	0.00			6	5.83	103
Unit 18																				
TOTAL UNIT																				
	SUCCESSFUL	0	0.00	8	3.03	0	0.00	0	0.00	224	84.85	0	0.00	0	0.00			32	12.12	264
	UNSUCCESSFUL	n/a	n/a	n/a	n/a	n/a	n/a	n/a	n/a	n/a	n/a	n/a	n/a	n/a	n/a			n/a	n/a	n/a
	TOTAL	0	0.00	8	3.03	0	0.00	0	0.00	224	84.85	0	0.00	0	0.00			32	12.12	264
Unit 19																				
Unit/Subunit 19A																				
	SUCCESSFUL	9	42.86	0	0.00	0	0.00	0	0.00	12	57.14	0	0.00	0	0.00			0	0.00	21
	UNSUCCESSFUL	n/a	n/a	n/a	n/a	n/a	n/a	n/a	n/a	n/a	n/a	n/a	n/a	n/a	n/a			n/a	n/a	n/a
	TOTAL	9	42.86	0	0.00	0	0.00	0	0.00	12	57.14	0	0.00	0	0.00			0	0.00	21

1991-92 TRANSPORTATION METHODS BY SPECIES: OTTER

UNIT	SUCCESS	AIRPLANE NUMBER	%	HORSE/ DOG TEAM NUMBER	%	BOAT NUMBER	%	3-OR-4 WHEELER NUMBER	%	SNOWMACHINE NUMBER	%	OFF ROAD VEHICLE NUMBER	%	HIGHWAY VEHICLE NUMBER	%	WALKING (BEARS ONLY) NUMBER	%	UNKNOWN NUMBER	%	TOTAL NUMBER
Unit 19																				
Unit/Subunit 19B																				
	SUCCESSFUL	0	0.00	2	66.67	0	0.00	0	0.00	1	33.33	0	0.00	0	0.00			0	0.00	3
	UNSUCCESSFUL	n/a	n/a	n/a	n/a	n/a	n/a	n/a	n/a	n/a	n/a	n/a	n/a	n/a	n/a			n/a	n/a	n/a
	TOTAL	0	0.00	2	66.67	0	0.00	0	0.00	1	33.33	0	0.00	0	0.00			0	0.00	3
Unit/Subunit 19D																				
	SUCCESSFUL	3	21.43	0	0.00	0	0.00	0	0.00	11	78.57	0	0.00	0	0.00			0	0.00	14
	UNSUCCESSFUL	n/a	n/a	n/a	n/a	n/a	n/a	n/a	n/a	n/a	n/a	n/a	n/a	n/a	n/a			n/a	n/a	n/a
	TOTAL	3	21.43	0	0.00	0	0.00	0	0.00	11	78.57	0	0.00	0	0.00			0	0.00	14
TOTAL UNIT																				
	SUCCESSFUL	12	31.58	2	5.26	0	0.00	0	0.00	24	63.16	0	0.00	0	0.00			0	0.00	38
	UNSUCCESSFUL	n/a	n/a	n/a	n/a	n/a	n/a	n/a	n/a	n/a	n/a	n/a	n/a	n/a	n/a			n/a	n/a	n/a
	TOTAL	12	31.58	2	5.26	0	0.00	0	0.00	24	63.16	0	0.00	0	0.00			0	0.00	38
Unit 20																				
Unit/Subunit 20A																				
	SUCCESSFUL	0	0.00	0	0.00	0	0.00	0	0.00	7	87.50	0	0.00	1	12.50			0	0.00	8
	UNSUCCESSFUL	n/a	n/a	n/a	n/a	n/a	n/a	n/a	n/a	n/a	n/a	n/a	n/a	n/a	n/a			n/a	n/a	n/a
	TOTAL	0	0.00	0	0.00	0	0.00	0	0.00	7	87.50	0	0.00	1	12.50			0	0.00	8
Unit/Subunit 20B																				
	SUCCESSFUL	0	0.00	0	0.00	0	0.00	0	0.00	20	100.00	0	0.00	0	0.00			0	0.00	20
	UNSUCCESSFUL	n/a	n/a	n/a	n/a	n/a	n/a	n/a	n/a	n/a	n/a	n/a	n/a	n/a	n/a			n/a	n/a	n/a
	TOTAL	0	0.00	0	0.00	0	0.00	0	0.00	20	100.00	0	0.00	0	0.00			0	0.00	20
Unit/Subunit 20C																				
	SUCCESSFUL	0	0.00	3	37.50	0	0.00	0	0.00	4	50.00	0	0.00	0	0.00			1	12.50	8
	UNSUCCESSFUL	n/a	n/a	n/a	n/a	n/a	n/a	n/a	n/a	n/a	n/a	n/a	n/a	n/a	n/a			n/a	n/a	n/a
	TOTAL	0	0.00	3	37.50	0	0.00	0	0.00	4	50.00	0	0.00	0	0.00			1	12.50	8
Unit/Subunit 20D																				
	SUCCESSFUL	0	0.00	1	33.33	0	0.00	0	0.00	2	66.67	0	0.00	0	0.00			0	0.00	3
	UNSUCCESSFUL	n/a	n/a	n/a	n/a	n/a	n/a	n/a	n/a	n/a	n/a	n/a	n/a	n/a	n/a			n/a	n/a	n/a
	TOTAL	0	0.00	1	33.33	0	0.00	0	0.00	2	66.67	0	0.00	0	0.00			0	0.00	3
Unit/Subunit 20F																				
	SUCCESSFUL	0	0.00	1	100.00	0	0.00	0	0.00	0	0.00	0	0.00	0	0.00			0	0.00	1
	UNSUCCESSFUL	n/a	n/a	n/a	n/a	n/a	n/a	n/a	n/a	n/a	n/a	n/a	n/a	n/a	n/a			n/a	n/a	n/a
	TOTAL	0	0.00	1	100.00	0	0.00	0	0.00	0	0.00	0	0.00	0	0.00			0	0.00	1
TOTAL UNIT																				
	SUCCESSFUL	0	0.00	5	12.50	0	0.00	0	0.00	33	82.50	0	0.00	1	2.50			1	2.50	40
	UNSUCCESSFUL	n/a	n/a	n/a	n/a	n/a	n/a	n/a	n/a	n/a	n/a	n/a	n/a	n/a	n/a			n/a	n/a	n/a
	TOTAL	0	0.00	5	12.50	0	0.00	0	0.00	33	82.50	0	0.00	1	2.50			1	2.50	40
Unit 21																				
Unit/Subunit 21A																				
	SUCCESSFUL	0	0.00	1	25.00	0	0.00	0	0.00	3	75.00	0	0.00	0	0.00			0	0.00	4
	UNSUCCESSFUL	n/a	n/a	n/a	n/a	n/a	n/a	n/a	n/a	n/a	n/a	n/a	n/a	n/a	n/a			n/a	n/a	n/a
	TOTAL	0	0.00	1	25.00	0	0.00	0	0.00	3	75.00	0	0.00	0	0.00			0	0.00	4

1991-92 TRANSPORTATION METHODS BY SPECIES: OTTER

UNIT	SUCCESS	AIRPLANE NUMBER	%	HORSE/ DOG TEAM NUMBER	%	BOAT NUMBER	%	3-OR-4 WHEELER NUMBER	%	SNOWMACHINE NUMBER	%	OFF ROAD VEHICLE NUMBER	%	HIGHWAY VEHICLE NUMBER	%	WALKING (BEARS ONLY) NUMBER	%	UNKNOWN NUMBER	%	TOTAL NUMBER
Unit 21																				
Unit/Subunit 21D																				
	SUCCESSFUL	3	23.08	2	15.38	0	0.00	0	0.00	8	61.54	0	0.00	0	0.00			0	0.00	13
	UNSUCCESSFUL	n/a	n/a	n/a	n/a	n/a	n/a	n/a	n/a	n/a	n/a	n/a	n/a	n/a	n/a			n/a	n/a	n/a
	TOTAL	3	23.08	2	15.38	0	0.00	0	0.00	8	61.54	0	0.00	0	0.00			0	0.00	13
Unit/Subunit 21E																				
	SUCCESSFUL	0	0.00	4	50.00	0	0.00	0	0.00	4	50.00	0	0.00	0	0.00			0	0.00	8
	UNSUCCESSFUL	n/a	n/a	n/a	n/a	n/a	n/a	n/a	n/a	n/a	n/a	n/a	n/a	n/a	n/a			n/a	n/a	n/a
	TOTAL	0	0.00	4	50.00	0	0.00	0	0.00	4	50.00	0	0.00	0	0.00			0	0.00	8
TOTAL UNIT																				
	SUCCESSFUL	3	12.00	7	28.00	0	0.00	0	0.00	15	60.00	0	0.00	0	0.00			0	0.00	25
	UNSUCCESSFUL	n/a	n/a	n/a	n/a	n/a	n/a	n/a	n/a	n/a	n/a	n/a	n/a	n/a	n/a			n/a	n/a	n/a
	TOTAL	3	12.00	7	28.00	0	0.00	0	0.00	15	60.00	0	0.00	0	0.00			0	0.00	25
Unit 23																				
TOTAL UNIT																				
	SUCCESSFUL	2	66.67	0	0.00	0	0.00	0	0.00	1	33.33	0	0.00	0	0.00			0	0.00	3
	UNSUCCESSFUL	n/a	n/a	n/a	n/a	n/a	n/a	n/a	n/a	n/a	n/a	n/a	n/a	n/a	n/a			n/a	n/a	n/a
	TOTAL	2	66.67	0	0.00	0	0.00	0	0.00	1	33.33	0	0.00	0	0.00			0	0.00	3
Unit 24																				
TOTAL UNIT																				
	SUCCESSFUL	0	0.00	0	0.00	0	0.00	0	0.00	1	100.00	0	0.00	0	0.00			0	0.00	1
	UNSUCCESSFUL	n/a	n/a	n/a	n/a	n/a	n/a	n/a	n/a	n/a	n/a	n/a	n/a	n/a	n/a			n/a	n/a	n/a
	TOTAL	0	0.00	0	0.00	0	0.00	0	0.00	1	100.00	0	0.00	0	0.00			0	0.00	1
Unit 25																				
Unit/Subunit 25B																				
	SUCCESSFUL	0	0.00	0	0.00	0	0.00	0	0.00	1	100.00	0	0.00	0	0.00			0	0.00	1
	UNSUCCESSFUL	n/a	n/a	n/a	n/a	n/a	n/a	n/a	n/a	n/a	n/a	n/a	n/a	n/a	n/a			n/a	n/a	n/a
	TOTAL	0	0.00	0	0.00	0	0.00	0	0.00	1	100.00	0	0.00	0	0.00			0	0.00	1
Unit/Subunit 25D																				
	SUCCESSFUL	0	0.00	0	0.00	0	0.00	0	0.00	5	100.00	0	0.00	0	0.00			0	0.00	5
	UNSUCCESSFUL	n/a	n/a	n/a	n/a	n/a	n/a	n/a	n/a	n/a	n/a	n/a	n/a	n/a	n/a			n/a	n/a	n/a
	TOTAL	0	0.00	0	0.00	0	0.00	0	0.00	5	100.00	0	0.00	0	0.00			0	0.00	5
TOTAL UNIT																				
	SUCCESSFUL	0	0.00	0	0.00	0	0.00	0	0.00	6	100.00	0	0.00	0	0.00			0	0.00	6
	UNSUCCESSFUL	n/a	n/a	n/a	n/a	n/a	n/a	n/a	n/a	n/a	n/a	n/a	n/a	n/a	n/a			n/a	n/a	n/a
	TOTAL	0	0.00	0	0.00	0	0.00	0	0.00	6	100.00	0	0.00	0	0.00			0	0.00	6

1991-92 TRANSPORTATION METHODS BY SPECIES: OTTER

UNIT	SUCCESS	AIRPLANE NUMBER	%	HORSE/ DOG TEAM NUMBER	%	BOAT NUMBER	%	3-OR-4 WHEELER NUMBER	%	SNOWMACHINE NUMBER	%	OFF ROAD VEHICLE NUMBER	%	HIGHWAY VEHICLE NUMBER	%	WALKING (BEARS ONLY) NUMBER	%	UNKNOWN NUMBER	%	TOTAL NUMBER
TOTAL STATEWIDE																				
	SUCCESSFUL	60	4.67	47	3.66	445	34.66	52	4.05	516	40.19	0	0.00	71	5.53			93	7.24	1284
	UNSUCCESSFUL	n/a	n/a	n/a	n/a	n/a	n/a	n/a	n/a	n/a	n/a	n/a	n/a	n/a	n/a			n/a	n/a	n/a
	TOTAL	60	4.67	47	3.66	445	34.66	52	4.05	516	40.19	0	0.00	71	5.53			93	7.24	1284

1991-92 TRANSPORTATION METHODS BY SPECIES: SHEEP

UNIT	SUCCESS	AIRPLANE NUMBER	%	HORSE/ DOG TEAM NUMBER	%	BOAT NUMBER	%	3-OR-4 WHEELER NUMBER	%	SNOWMACHINE NUMBER	%	OFF ROAD VEHICLE NUMBER	%	HIGHWAY VEHICLE NUMBER	%	WALKING (BEARS ONLY) NUMBER	%	UNKNOWN NUMBER	%	TOTAL NUMBER
Unit 07																				
TOTAL UNIT																				
	SUCCESSFUL	6	42.86	0	0.00	2	14.29	0	0.00	0	0.00	0	0.00	6	42.86			0	0.00	14
	UNSUCCESSFUL	9	11.39	0	0.00	13	16.46	4	5.06	0	0.00	1	1.27	47	59.49			5	6.33	79
	TOTAL	15	16.13	0	0.00	15	16.13	4	4.30	0	0.00	1	1.08	53	56.99			5	5.38	93
Unit 09																				
Unit/Subunit 09B																				
	SUCCESSFUL	0	0.00	0	0.00	2	100.00	0	0.00	0	0.00	0	0.00	0	0.00			0	0.00	2
	UNSUCCESSFUL	0	0.00	0	0.00	3	100.00	0	0.00	0	0.00	0	0.00	0	0.00			0	0.00	3
	TOTAL	0	0.00	0	0.00	5	100.00	0	0.00	0	0.00	0	0.00	0	0.00			0	0.00	5
Unit/Subunit 09Z																				
	SUCCESSFUL	n/a	n/a	n/a	n/a	n/a	n/a	n/a	n/a	n/a	n/a	n/a	n/a	n/a	n/a			n/a	n/a	0
	UNSUCCESSFUL	0	0.00	0	0.00	0	0.00	0	0.00	0	0.00	0	0.00	1	100.00			0	0.00	1
	TOTAL	0	0.00	0	0.00	0	0.00	0	0.00	0	0.00	0	0.00	1	100.00			0	0.00	1
TOTAL UNIT																				
	SUCCESSFUL	0	0.00	0	0.00	2	100.00	0	0.00	0	0.00	0	0.00	0	0.00			0	0.00	2
	UNSUCCESSFUL	0	0.00	0	0.00	3	75.00	0	0.00	0	0.00	0	0.00	1	25.00			0	0.00	4
	TOTAL	0	0.00	0	0.00	5	83.33	0	0.00	0	0.00	0	0.00	1	16.67			0	0.00	6
Unit 11																				
TOTAL UNIT																				
	SUCCESSFUL	70	41.18	8	4.71	5	2.94	39	22.94	0	0.00	1	0.59	38	22.35			9	5.29	170
	UNSUCCESSFUL	55	24.12	2	0.88	4	1.75	42	18.42	0	0.00	9	3.95	92	40.35			24	10.53	228
	TOTAL	125	31.41	10	2.51	9	2.26	81	20.35	0	0.00	10	2.51	130	32.66			33	8.29	398
Unit 12																				
TOTAL UNIT																				
	SUCCESSFUL	184	56.79	60	18.52	10	3.09	14	4.32	0	0.00	8	2.47	38	11.73			10	3.09	324
	UNSUCCESSFUL	112	42.91	9	3.45	9	3.45	32	12.26	0	0.00	6	2.30	65	24.90			28	10.73	261
	TOTAL	296	50.60	69	11.79	19	3.25	46	7.86	0	0.00	14	2.39	103	17.61			38	6.50	585
Unit 13																				
Unit/Subunit 13A																				
	SUCCESSFUL	19	45.24	1	2.38	0	0.00	20	47.62	0	0.00	1	2.38	1	2.38			0	0.00	42
	UNSUCCESSFUL	20	11.49	2	1.15	0	0.00	97	55.75	0	0.00	15	8.62	22	12.64			18	10.34	174
	TOTAL	39	18.06	3	1.39	0	0.00	117	54.17	0	0.00	16	7.41	23	10.65			18	8.33	216
Unit/Subunit 13B																				
	SUCCESSFUL	n/a	n/a	n/a	n/a	n/a	n/a	n/a	n/a	n/a	n/a	n/a	n/a	n/a	n/a			n/a	n/a	0
	UNSUCCESSFUL	1	100.00	0	0.00	0	0.00	0	0.00	0	0.00	0	0.00	0	0.00			0	0.00	1
	TOTAL	1	100.00	0	0.00	0	0.00	0	0.00	0	0.00	0	0.00	0	0.00			0	0.00	1

1991-92 TRANSPORTATION METHODS BY SPECIES: SHEEP

UNIT	SUCCESS	AIRPLANE NUMBER	%	HORSE/ DOG TEAM NUMBER	%	BOAT NUMBER	%	3-OR-4 WHEELER NUMBER	%	SNOWMACHINE NUMBER	%	OFF ROAD VEHICLE NUMBER	%	HIGHWAY VEHICLE NUMBER	%	WALKING (BEARS ONLY) NUMBER	%	UNKNOWN NUMBER	%	TOTAL NUMBER
Unit 13																				
Unit/Subunit 13C																				
	SUCCESSFUL	1	100.00	0	0.00	0	0.00	0	0.00	0	0.00	0	0.00	0	0.00			0	0.00	1
	UNSUCCESSFUL	2	100.00	0	0.00	0	0.00	0	0.00	0	0.00	0	0.00	0	0.00			0	0.00	2
	TOTAL	3	100.00	0	0.00	0	0.00	0	0.00	0	0.00	0	0.00	0	0.00			0	0.00	3
Unit/Subunit 13D																				
	SUCCESSFUL	43	61.43	6	8.57	4	5.71	4	5.71	0	0.00	1	1.43	7	10.00			5	7.14	70
	UNSUCCESSFUL	80	52.98	4	2.65	16	10.60	8	5.30	0	0.00	3	1.99	35	23.18			5	3.31	151
	TOTAL	123	55.66	10	4.52	20	9.05	12	5.43	0	0.00	4	1.81	42	19.00			10	4.52	221
Unit/Subunit 13E																				
	SUCCESSFUL	13	59.09	3	13.64	0	0.00	5	22.73	0	0.00	1	4.55	0	0.00			0	0.00	22
	UNSUCCESSFUL	18	20.00	12	13.33	0	0.00	21	23.33	0	0.00	14	15.56	18	20.00			7	7.78	90
	TOTAL	31	27.68	15	13.39	0	0.00	26	23.21	0	0.00	15	13.39	18	16.07			7	6.25	112
Unit/Subunit 13Z																				
	SUCCESSFUL	2	66.67	0	0.00	0	0.00	0	0.00	0	0.00	0	0.00	0	0.00			1	33.33	3
	UNSUCCESSFUL	6	33.33	0	0.00	0	0.00	4	22.22	0	0.00	0	0.00	4	22.22			4	22.22	18
	TOTAL	8	38.10	0	0.00	0	0.00	4	19.05	0	0.00	0	0.00	4	19.05			5	23.81	21
TOTAL UNIT																				
	SUCCESSFUL	79	53.38	10	6.76	4	2.70	30	20.27	0	0.00	5	3.38	13	8.78			7	4.73	148
	UNSUCCESSFUL	131	27.23	19	3.95	17	3.53	137	28.48	0	0.00	37	7.69	100	20.79			40	8.32	481
	TOTAL	210	33.39	29	4.61	21	3.34	167	26.55	0	0.00	42	6.68	113	17.97			47	7.47	629
Unit 14																				
Unit/Subunit 14A																				
	SUCCESSFUL	15	39.47	3	7.89	1	2.63	0	0.00	0	0.00	5	13.16	8	21.05			6	15.79	38
	UNSUCCESSFUL	2	1.79	11	9.82	8	7.14	28	25.00	1	0.89	7	6.25	47	41.96			8	7.14	112
	TOTAL	17	11.33	14	9.33	9	6.00	28	18.67	1	0.67	12	8.00	55	36.67			14	9.33	150
Unit/Subunit 14B																				
	SUCCESSFUL	12	75.00	0	0.00	0	0.00	1	6.25	0	0.00	0	0.00	0	0.00			3	18.75	16
	UNSUCCESSFUL	8	72.73	0	0.00	0	0.00	0	0.00	0	0.00	0	0.00	1	9.09			2	18.18	11
	TOTAL	20	74.07	0	0.00	0	0.00	1	3.70	0	0.00	0	0.00	1	3.70			5	18.52	27
Unit/Subunit 14C																				
	SUCCESSFUL	n/a	n/a	n/a	n/a	n/a	n/a	n/a	n/a	n/a	n/a	n/a	n/a	n/a	n/a			n/a	n/a	0
	UNSUCCESSFUL	0	0.00	0	0.00	0	0.00	3	100.00	0	0.00	0	0.00	0	0.00			0	0.00	3
	TOTAL	0	0.00	0	0.00	0	0.00	3	100.00	0	0.00	0	0.00	0	0.00			0	0.00	3
Unit/Subunit 14Z																				
	SUCCESSFUL	n/a	n/a	n/a	n/a	n/a	n/a	n/a	n/a	n/a	n/a	n/a	n/a	n/a	n/a			n/a	n/a	0
	UNSUCCESSFUL	0	0.00	0	0.00	0	0.00	0	0.00	0	0.00	0	0.00	1	100.00			0	0.00	1
	TOTAL	0	0.00	0	0.00	0	0.00	0	0.00	0	0.00	0	0.00	1	100.00			0	0.00	1
TOTAL UNIT																				
	SUCCESSFUL	32	23.36	6	4.38	2	1.46	4	2.92	0	0.00	7	5.11	70	51.09			16	11.68	137
	UNSUCCESSFUL	11	3.55	17	5.48	12	3.87	39	12.58	1	0.32	13	4.19	188	60.65			29	9.35	310
	TOTAL	43	9.62	23	5.15	14	3.13	43	9.62	1	0.22	20	4.47	258	57.72			45	10.07	447

1991-92 TRANSPORTATION METHODS BY SPECIES: SHEEP

UNIT	SUCCESS	AIRPLANE NUMBER	%	HORSE/ DOG TEAM NUMBER	%	BOAT NUMBER	%	3-OR-4 WHEELER NUMBER	%	SNOWMACHINE NUMBER	%	OFF ROAD VEHICLE NUMBER	%	HIGHWAY VEHICLE NUMBER	%	WALKING (BEARS ONLY) NUMBER	%	UNKNOWN NUMBER	%	TOTAL NUMBER
Unit 15																				
Unit/Subunit 15A																				
	SUCCESSFUL	0	0.00	0	0.00	0	0.00	0	0.00	0	0.00	0	0.00	4	100.00			0	0.00	4
	UNSUCCESSFUL	0	0.00	2	8.33	1	4.17	0	0.00	0	0.00	0	0.00	21	87.50			0	0.00	24
	TOTAL	0	0.00	2	7.14	1	3.57	0	0.00	0	0.00	0	0.00	25	89.29			0	0.00	28
Unit/Subunit 15B																				
	SUCCESSFUL	13	72.22	0	0.00	3	16.67	0	0.00	0	0.00	0	0.00	2	11.11			0	0.00	18
	UNSUCCESSFUL	22	40.74	3	5.56	21	38.89	0	0.00	0	0.00	0	0.00	5	9.26			3	5.56	54
	TOTAL	35	48.61	3	4.17	24	33.33	0	0.00	0	0.00	0	0.00	7	9.72			3	4.17	72
Unit/Subunit 15C																				
	SUCCESSFUL	1	25.00	0	0.00	3	75.00	0	0.00	0	0.00	0	0.00	0	0.00			0	0.00	4
	UNSUCCESSFUL	7	43.75	4	25.00	3	18.75	0	0.00	0	0.00	0	0.00	1	6.25			1	6.25	16
	TOTAL	8	40.00	4	20.00	6	30.00	0	0.00	0	0.00	0	0.00	1	5.00			1	5.00	20
TOTAL UNIT																				
	SUCCESSFUL	14	53.85	0	0.00	6	23.08	0	0.00	0	0.00	0	0.00	6	23.08			0	0.00	26
	UNSUCCESSFUL	29	30.85	9	9.57	25	26.60	0	0.00	0	0.00	0	0.00	27	28.72			4	4.26	94
	TOTAL	43	35.83	9	7.50	31	25.83	0	0.00	0	0.00	0	0.00	33	27.50			4	3.33	120
Unit 16																				
Unit/Subunit 16A																				
	SUCCESSFUL	1	100.00	0	0.00	0	0.00	0	0.00	0	0.00	0	0.00	0	0.00			0	0.00	1
	UNSUCCESSFUL	0	n/a	0	n/a	0	n/a	0	n/a	0	n/a	0	n/a	0	n/a			0	n/a	0
	TOTAL	1	100.00	0	0.00	0	0.00	0	0.00	0	0.00	0	0.00	0	0.00			0	0.00	1
Unit/Subunit 16B																				
	SUCCESSFUL	12	85.71	1	7.14	0	0.00	0	0.00	0	0.00	0	0.00	0	0.00			1	7.14	14
	UNSUCCESSFUL	17	77.27	1	4.55	0	0.00	0	0.00	0	0.00	0	0.00	0	0.00			4	18.18	22
	TOTAL	29	80.56	2	5.56	0	0.00	0	0.00	0	0.00	0	0.00	0	0.00			5	13.89	36
TOTAL UNIT																				
	SUCCESSFUL	13	86.67	1	6.67	0	0.00	0	0.00	0	0.00	0	0.00	0	0.00			1	6.67	15
	UNSUCCESSFUL	17	77.27	1	4.55	0	0.00	0	0.00	0	0.00	0	0.00	0	0.00			4	18.18	22
	TOTAL	30	81.08	2	5.41	0	0.00	0	0.00	0	0.00	0	0.00	0	0.00			5	13.51	37
Unit 19																				
Unit/Subunit 19B																				
	SUCCESSFUL	5	100.00	0	0.00	0	0.00	0	0.00	0	0.00	0	0.00	0	0.00			0	0.00	5
	UNSUCCESSFUL	6	100.00	0	0.00	0	0.00	0	0.00	0	0.00	0	0.00	0	0.00			0	0.00	6
	TOTAL	11	100.00	0	0.00	0	0.00	0	0.00	0	0.00	0	0.00	0	0.00			0	0.00	11
Unit/Subunit 19C																				
	SUCCESSFUL	92	80.70	8	7.02	0	0.00	7	6.14	0	0.00	2	1.75	0	0.00			5	4.39	114
	UNSUCCESSFUL	67	78.82	2	2.35	0	0.00	5	5.88	0	0.00	1	1.18	0	0.00			10	11.76	85
	TOTAL	159	79.90	10	5.03	0	0.00	12	6.03	0	0.00	3	1.51	0	0.00			15	7.54	199

1991-92 TRANSPORTATION METHODS BY SPECIES: SHEEP

UNIT	SUCCESS	AIRPLANE NUMBER	AIRPLANE %	HORSE/ DOG TEAM NUMBER	HORSE/ DOG TEAM %	BOAT NUMBER	BOAT %	3-OR-4 WHEELER NUMBER	3-OR-4 WHEELER %	SNOWMACHINE NUMBER	SNOWMACHINE %	OFF ROAD VEHICLE NUMBER	OFF ROAD VEHICLE %	HIGHWAY VEHICLE NUMBER	HIGHWAY VEHICLE %	WALKING (BEARS ONLY) NUMBER	WALKING (BEARS ONLY) %	UNKNOWN NUMBER	UNKNOWN %	TOTAL NUMBER
Unit 19																				
Unit/Subunit 19Z																				
	SUCCESSFUL	3	100.00	0	0.00	0	0.00	0	0.00	0	0.00	0	0.00	0	0.00			0	0.00	3
	UNSUCCESSFUL	1	50.00	0	0.00	1	50.00	0	0.00	0	0.00	0	0.00	0	0.00			0	0.00	2
	TOTAL	4	80.00	0	0.00	1	20.00	0	0.00	0	0.00	0	0.00	0	0.00			0	0.00	5
TOTAL UNIT																				
	SUCCESSFUL	100	81.97	8	6.56	0	0.00	7	5.74	0	0.00	2	1.64	0	0.00			5	4.10	122
	UNSUCCESSFUL	74	79.57	2	2.15	1	1.08	5	5.38	0	0.00	1	1.08	0	0.00			10	10.75	93
	TOTAL	174	80.93	10	4.65	1	0.47	12	5.58	0	0.00	3	1.40	0	0.00			15	6.98	215
Unit 20																				
Unit/Subunit 20A																				
	SUCCESSFUL	n/a	n/a	n/a	n/a	n/a	n/a	n/a	n/a	n/a	n/a	n/a	n/a	n/a	n/a			n/a	n/a	0
	UNSUCCESSFUL	0	0.00	0	0.00	3	60.00	0	0.00	0	0.00	0	0.00	2	40.00			0	0.00	5
	TOTAL	0	0.00	0	0.00	3	60.00	0	0.00	0	0.00	0	0.00	2	40.00			0	0.00	5
Unit/Subunit 20B																				
	SUCCESSFUL	1	50.00	0	0.00	1	50.00	0	0.00	0	0.00	0	0.00	0	0.00			0	0.00	2
	UNSUCCESSFUL	1	25.00	0	0.00	0	0.00	0	0.00	0	0.00	0	0.00	3	75.00			0	0.00	4
	TOTAL	2	33.33	0	0.00	1	16.67	0	0.00	0	0.00	0	0.00	3	50.00			0	0.00	6
Unit/Subunit 20C																				
	SUCCESSFUL	0	0.00	0	0.00	0	0.00	1	100.00	0	0.00	0	0.00	0	0.00			0	0.00	1
	UNSUCCESSFUL	1	33.33	0	0.00	0	0.00	2	66.67	0	0.00	0	0.00	0	0.00			0	0.00	3
	TOTAL	1	25.00	0	0.00	0	0.00	3	75.00	0	0.00	0	0.00	0	0.00			0	0.00	4
Unit/Subunit 20D																				
	SUCCESSFUL	10	100.00	0	0.00	0	0.00	0	0.00	0	0.00	0	0.00	0	0.00			0	0.00	10
	UNSUCCESSFUL	11	84.62	0	0.00	0	0.00	0	0.00	0	0.00	0	0.00	2	15.38			0	0.00	13
	TOTAL	21	91.30	0	0.00	0	0.00	0	0.00	0	0.00	0	0.00	2	8.70			0	0.00	23
Unit/Subunit 20E																				
	SUCCESSFUL	2	100.00	0	0.00	0	0.00	0	0.00	0	0.00	0	0.00	0	0.00			0	0.00	2
	UNSUCCESSFUL	1	100.00	0	0.00	0	0.00	0	0.00	0	0.00	0	0.00	0	0.00			0	0.00	1
	TOTAL	3	100.00	0	0.00	0	0.00	0	0.00	0	0.00	0	0.00	0	0.00			0	0.00	3
Unit/Subunit 20F																				
	SUCCESSFUL	n/a	n/a	n/a	n/a	n/a	n/a	n/a	n/a	n/a	n/a	n/a	n/a	n/a	n/a			n/a	n/a	0
	UNSUCCESSFUL	0	0.00	0	0.00	0	0.00	0	0.00	0	0.00	0	0.00	1	100.00			0	0.00	1
	TOTAL	0	0.00	0	0.00	0	0.00	0	0.00	0	0.00	0	0.00	1	100.00			0	0.00	1
Unit/Subunit 20Z																				
	SUCCESSFUL	n/a	n/a	n/a	n/a	n/a	n/a	n/a	n/a	n/a	n/a	n/a	n/a	n/a	n/a			n/a	n/a	0
	UNSUCCESSFUL	2	66.67	0	0.00	0	0.00	0	0.00	0	0.00	0	0.00	1	33.33			0	0.00	3
	TOTAL	2	66.67	0	0.00	0	0.00	0	0.00	0	0.00	0	0.00	1	33.33			0	0.00	3
TOTAL UNIT																				
	SUCCESSFUL	88	51.46	21	12.28	2	1.17	19	11.11	0	0.00	3	1.75	29	16.96			9	5.26	171
	UNSUCCESSFUL	109	32.83	21	6.33	5	1.51	46	13.86	0	0.00	17	5.12	107	32.23			27	8.13	332
	TOTAL	197	39.17	42	8.35	7	1.39	65	12.92	0	0.00	20	3.98	136	27.04			36	7.16	503

1991-92 TRANSPORTATION METHODS BY SPECIES: SHEEP

UNIT	SUCCESS	AIRPLANE NUMBER	%	HORSE/ DOG TEAM NUMBER	%	BOAT NUMBER	%	3-OR-4 WHEELER NUMBER	%	SNOWMACHINE NUMBER	%	OFF ROAD VEHICLE NUMBER	%	HIGHWAY VEHICLE NUMBER	%	WALKING (BEARS ONLY) NUMBER	%	UNKNOWN NUMBER	%	TOTAL NUMBER
Unit 23																				
TOTAL UNIT																				
	SUCCESSFUL	11	100.00	0	0.00	0	0.00	0	0.00	0	0.00	0	0.00	0	0.00			0	0.00	11
	UNSUCCESSFUL	8	88.89	0	0.00	1	11.11	0	0.00	0	0.00	0	0.00	0	0.00			0	0.00	9
	TOTAL	19	95.00	0	0.00	1	5.00	0	0.00	0	0.00	0	0.00	0	0.00			0	0.00	20
Unit 24																				
TOTAL UNIT																				
	SUCCESSFUL	19	67.86	4	14.29	0	0.00	0	0.00	0	0.00	0	0.00	5	17.86			0	0.00	28
	UNSUCCESSFUL	19	37.25	2	3.92	7	13.73	0	0.00	0	0.00	0	0.00	15	29.41			8	15.69	51
	TOTAL	38	48.10	6	7.59	7	8.86	0	0.00	0	0.00	0	0.00	20	25.32			8	10.13	79
Unit 25																				
Unit/Subunit 25A																				
	SUCCESSFUL	48	82.76	7	12.07	0	0.00	0	0.00	0	0.00	0	0.00	2	3.45			1	1.72	58
	UNSUCCESSFUL	22	61.11	4	11.11	0	0.00	0	0.00	0	0.00	0	0.00	7	19.44			3	8.33	36
	TOTAL	70	74.47	11	11.70	0	0.00	0	0.00	0	0.00	0	0.00	9	9.57			4	4.26	94
Unit/Subunit 25B																				
	SUCCESSFUL	n/a	n/a	n/a	n/a	n/a	n/a	n/a	n/a	n/a	n/a	n/a	n/a	n/a	n/a			n/a	n/a	0
	UNSUCCESSFUL	1	25.00	0	0.00	0	0.00	0	0.00	0	0.00	0	0.00	1	25.00			2	50.00	4
	TOTAL	1	25.00	0	0.00	0	0.00	0	0.00	0	0.00	0	0.00	1	25.00			2	50.00	4
Unit/Subunit 25C																				
	SUCCESSFUL	2	100.00	0	0.00	0	0.00	0	0.00	0	0.00	0	0.00	0	0.00			0	0.00	2
	UNSUCCESSFUL	1	5.00	1	5.00	0	0.00	15	75.00	0	0.00	0	0.00	1	5.00			2	10.00	20
	TOTAL	3	13.64	1	4.55	0	0.00	15	68.18	0	0.00	0	0.00	1	4.55			2	9.09	22
Unit/Subunit 25D																				
	SUCCESSFUL	n/a	n/a	n/a	n/a	n/a	n/a	n/a	n/a	n/a	n/a	n/a	n/a	n/a	n/a			n/a	n/a	0
	UNSUCCESSFUL	1	100.00	0	0.00	0	0.00	0	0.00	0	0.00	0	0.00	0	0.00			0	0.00	1
	TOTAL	1	100.00	0	0.00	0	0.00	0	0.00	0	0.00	0	0.00	0	0.00			0	0.00	1
Unit/Subunit 25Z																				
	SUCCESSFUL	1	100.00	0	0.00	0	0.00	0	0.00	0	0.00	0	0.00	0	0.00			0	0.00	1
	UNSUCCESSFUL	3	50.00	1	16.67	1	16.67	0	0.00	0	0.00	0	0.00	0	0.00			1	16.67	6
	TOTAL	4	57.14	1	14.29	1	14.29	0	0.00	0	0.00	0	0.00	0	0.00			1	14.29	7
TOTAL UNIT																				
	SUCCESSFUL	51	83.61	7	11.48	0	0.00	0	0.00	0	0.00	0	0.00	2	3.28			1	1.64	61
	UNSUCCESSFUL	28	41.79	6	8.96	1	1.49	15	22.39	0	0.00	0	0.00	9	13.43			8	11.94	67
	TOTAL	79	61.72	13	10.16	1	0.78	15	11.72	0	0.00	0	0.00	11	8.59			9	7.03	128
Unit 26																				
Unit/Subunit 26A																				
	SUCCESSFUL	21	100.00	0	0.00	0	0.00	0	0.00	0	0.00	0	0.00	0	0.00			0	0.00	21
	UNSUCCESSFUL	8	72.73	0	0.00	0	0.00	0	0.00	0	0.00	0	0.00	3	27.27			0	0.00	11
	TOTAL	29	90.63	0	0.00	0	0.00	0	0.00	0	0.00	0	0.00	3	9.38			0	0.00	32

1991-92 TRANSPORTATION METHODS BY SPECIES: SHEEP

UNIT	SUCCESS	AIRPLANE NUMBER	AIRPLANE %	HORSE/ DOG TEAM NUMBER	HORSE/ DOG TEAM %	BOAT NUMBER	BOAT %	3-OR-4 WHEELER NUMBER	3-OR-4 WHEELER %	SNOWMACHINE NUMBER	SNOWMACHINE %	OFF ROAD VEHICLE NUMBER	OFF ROAD VEHICLE %	HIGHWAY VEHICLE NUMBER	HIGHWAY VEHICLE %	WALKING (BEARS ONLY) NUMBER	WALKING (BEARS ONLY) %	UNKNOWN NUMBER	UNKNOWN %	TOTAL NUMBER
Unit 26																				
Unit/Subunit 26B																				
	SUCCESSFUL	74	76.29	0	0.00	2	2.06	0	0.00	0	0.00	0	0.00	18	18.56			3	3.09	97
	UNSUCCESSFUL	51	46.36	2	1.82	6	5.45	0	0.00	0	0.00	1	0.91	43	39.09			7	6.36	110
	TOTAL	125	60.39	2	0.97	8	3.86	0	0.00	0	0.00	1	0.48	61	29.47			10	4.83	207
Unit/Subunit 26C																				
	SUCCESSFUL	74	93.67	0	0.00	1	1.27	0	0.00	0	0.00	0	0.00	0	0.00			4	5.06	79
	UNSUCCESSFUL	43	89.58	0	0.00	0	0.00	0	0.00	0	0.00	0	0.00	2	4.17			3	6.25	48
	TOTAL	117	92.13	0	0.00	1	0.79	0	0.00	0	0.00	0	0.00	2	1.57			7	5.51	127
Unit/Subunit 26Z																				
	SUCCESSFUL	4	100.00	0	0.00	0	0.00	0	0.00	0	0.00	0	0.00	0	0.00			0	0.00	4
	UNSUCCESSFUL	6	100.00	0	0.00	0	0.00	0	0.00	0	0.00	0	0.00	0	0.00			0	0.00	6
	TOTAL	10	100.00	0	0.00	0	0.00	0	0.00	0	0.00	0	0.00	0	0.00			0	0.00	10
TOTAL UNIT																				
	SUCCESSFUL	173	85.22	0	0.00	3	1.48	0	0.00	2	0.99	0	0.00	18	8.87			7	3.45	203
	UNSUCCESSFUL	108	61.71	2	1.14	6	3.43	0	0.00	0	0.00	1	0.57	48	27.43			10	5.71	175
	TOTAL	281	74.34	2	0.53	9	2.38	0	0.00	2	0.53	1	0.26	66	17.46			17	4.50	378
Unit 27																				
TOTAL UNIT																				
	SUCCESSFUL	2	100.00	0	0.00	0	0.00	0	0.00	0	0.00	0	0.00	0	0.00			0	0.00	2
	UNSUCCESSFUL	7	26.92	0	0.00	0	0.00	2	7.69	0	0.00	1	3.85	5	19.23			11	42.31	26
	TOTAL	9	32.14	0	0.00	0	0.00	2	7.14	0	0.00	1	3.57	5	17.86			11	39.29	28
TOTAL STATEWIDE																				
	SUCCESSFUL	842	58.72	125	8.72	36	2.51	113	7.88	2	0.14	26	1.81	225	15.69			65	4.53	1434
	UNSUCCESSFUL	717	32.12	90	4.03	104	4.66	322	14.43	1	0.04	86	3.85	704	31.54			208	9.32	2232
	TOTAL	1559	42.53	215	5.86	140	3.82	435	11.87	3	0.08	112	3.06	929	25.34			273	7.45	3666

1991-92 TRANSPORTATION METHODS BY SPECIES: WOLF

UNIT	SUCCESS	AIRPLANE NUMBER	%	HORSE/ DOG TEAM NUMBER	%	BOAT NUMBER	%	3-OR-4 WHEELER NUMBER	%	SNOWMACHINE NUMBER	%	OFF ROAD VEHICLE NUMBER	%	HIGHWAY VEHICLE NUMBER	%	WALKING (BEARS ONLY) NUMBER	%	UNKNOWN NUMBER	%	TOTAL NUMBER
Unit 01																				
Unit/Subunit 01A																				
	SUCCESSFUL	1	3.85	0	0.00	24	92.31	0	0.00	0	0.00	0	0.00	1	3.85			0	0.00	26
	UNSUCCESSFUL	n/a	n/a	n/a	n/a	n/a	n/a	n/a	n/a	n/a	n/a	n/a	n/a	n/a	n/a			n/a	n/a	n/a
	TOTAL	1	3.85	0	0.00	24	92.31	0	0.00	0	0.00	0	0.00	1	3.85			0	0.00	26
Unit/Subunit 01B																				
	SUCCESSFUL	0	0.00	2	20.00	7	70.00	0	0.00	1	10.00	0	0.00	0	0.00			0	0.00	10
	UNSUCCESSFUL	n/a	n/a	n/a	n/a	n/a	n/a	n/a	n/a	n/a	n/a	n/a	n/a	n/a	n/a			n/a	n/a	n/a
	TOTAL	0	0.00	2	20.00	7	70.00	0	0.00	1	10.00	0	0.00	0	0.00			0	0.00	10
Unit/Subunit 01C																				
	SUCCESSFUL	1	25.00	0	0.00	3	75.00	0	0.00	0	0.00	0	0.00	0	0.00			0	0.00	4
	UNSUCCESSFUL	n/a	n/a	n/a	n/a	n/a	n/a	n/a	n/a	n/a	n/a	n/a	n/a	n/a	n/a			n/a	n/a	n/a
	TOTAL	1	25.00	0	0.00	3	75.00	0	0.00	0	0.00	0	0.00	0	0.00			0	0.00	4
Unit/Subunit 01D																				
	SUCCESSFUL	0	0.00	0	0.00	1	50.00	0	0.00	0	0.00	0	0.00	0	0.00			1	50.00	2
	UNSUCCESSFUL	n/a	n/a	n/a	n/a	n/a	n/a	n/a	n/a	n/a	n/a	n/a	n/a	n/a	n/a			n/a	n/a	n/a
	TOTAL	0	0.00	0	0.00	1	50.00	0	0.00	0	0.00	0	0.00	0	0.00			1	50.00	2
TOTAL UNIT																				
	SUCCESSFUL	2	4.76	2	4.76	35	83.33	0	0.00	1	2.38	0	0.00	1	2.38			1	2.38	42
	UNSUCCESSFUL	n/a	n/a	n/a	n/a	n/a	n/a	n/a	n/a	n/a	n/a	n/a	n/a	n/a	n/a			n/a	n/a	n/a
	TOTAL	2	4.76	2	4.76	35	83.33	0	0.00	1	2.38	0	0.00	1	2.38			1	2.38	42
Unit 02																				
TOTAL UNIT																				
	SUCCESSFUL	2	2.33	0	0.00	53	61.63	0	0.00	0	0.00	0	0.00	31	36.05			0	0.00	86
	UNSUCCESSFUL	n/a	n/a	n/a	n/a	n/a	n/a	n/a	n/a	n/a	n/a	n/a	n/a	n/a	n/a			n/a	n/a	n/a
	TOTAL	2	2.33	0	0.00	53	61.63	0	0.00	0	0.00	0	0.00	31	36.05			0	0.00	86
Unit 03																				
TOTAL UNIT																				
	SUCCESSFUL	2	4.00	0	0.00	34	68.00	0	0.00	0	0.00	0	0.00	11	22.00			3	6.00	50
	UNSUCCESSFUL	n/a	n/a	n/a	n/a	n/a	n/a	n/a	n/a	n/a	n/a	n/a	n/a	n/a	n/a			n/a	n/a	n/a
	TOTAL	2	4.00	0	0.00	34	68.00	0	0.00	0	0.00	0	0.00	11	22.00			3	6.00	50
Unit 05																				
Unit/Subunit 05A																				
	SUCCESSFUL	2	28.57	1	14.29	1	14.29	1	14.29	0	0.00	0	0.00	1	14.29			1	14.29	7
	UNSUCCESSFUL	n/a	n/a	n/a	n/a	n/a	n/a	n/a	n/a	n/a	n/a	n/a	n/a	n/a	n/a			n/a	n/a	n/a
	TOTAL	2	28.57	1	14.29	1	14.29	1	14.29	0	0.00	0	0.00	1	14.29			1	14.29	7

1991-92 TRANSPORTATION METHODS BY SPECIES: WOLF

UNIT	SUCCESS	AIRPLANE NUMBER	AIRPLANE %	HORSE/ DOG TEAM NUMBER	HORSE/ DOG TEAM %	BOAT NUMBER	BOAT %	3-OR-4 WHEELER NUMBER	3-OR-4 WHEELER %	SNOWMACHINE NUMBER	SNOWMACHINE %	OFF ROAD VEHICLE NUMBER	OFF ROAD VEHICLE %	HIGHWAY VEHICLE NUMBER	HIGHWAY VEHICLE %	WALKING (BEARS ONLY) NUMBER	WALKING (BEARS ONLY) %	UNKNOWN NUMBER	UNKNOWN %	TOTAL NUMBER
Unit 05																				
Unit/Subunit 05B																				
	SUCCESSFUL	1	100.00	0	0.00	0	0.00	0	0.00	0	0.00	0	0.00	0	0.00			0	0.00	1
	UNSUCCESSFUL	n/a	n/a	n/a	n/a	n/a	n/a	n/a	n/a	n/a	n/a	n/a	n/a	n/a	n/a			n/a	n/a	n/a
	TOTAL	1	100.00	0	0.00	0	0.00	0	0.00	0	0.00	0	0.00	0	0.00			0	0.00	1
TOTAL UNIT																				
	SUCCESSFUL	3	37.50	1	12.50	1	12.50	1	12.50	0	0.00	0	0.00	1	12.50			1	12.50	8
	UNSUCCESSFUL	n/a	n/a	n/a	n/a	n/a	n/a	n/a	n/a	n/a	n/a	n/a	n/a	n/a	n/a			n/a	n/a	n/a
	TOTAL	3	37.50	1	12.50	1	12.50	1	12.50	0	0.00	0	0.00	1	12.50			1	12.50	8
Unit 06																				
Unit/Subunit 06A																				
	SUCCESSFUL	0	0.00	1	50.00	0	0.00	0	0.00	0	0.00	1	50.00	0	0.00			0	0.00	2
	UNSUCCESSFUL	n/a	n/a	n/a	n/a	n/a	n/a	n/a	n/a	n/a	n/a	n/a	n/a	n/a	n/a			n/a	n/a	n/a
	TOTAL	0	0.00	1	50.00	0	0.00	0	0.00	0	0.00	1	50.00	0	0.00			0	0.00	2
Unit/Subunit 06B																				
	SUCCESSFUL	0	0.00	0	0.00	0	0.00	0	0.00	0	0.00	0	0.00	1	100.00			0	0.00	1
	UNSUCCESSFUL	n/a	n/a	n/a	n/a	n/a	n/a	n/a	n/a	n/a	n/a	n/a	n/a	n/a	n/a			n/a	n/a	n/a
	TOTAL	0	0.00	0	0.00	0	0.00	0	0.00	0	0.00	0	0.00	1	100.00			0	0.00	1
Unit/Subunit 06C																				
	SUCCESSFUL	0	0.00	0	0.00	0	0.00	0	0.00	0	0.00	0	0.00	3	100.00			0	0.00	3
	UNSUCCESSFUL	n/a	n/a	n/a	n/a	n/a	n/a	n/a	n/a	n/a	n/a	n/a	n/a	n/a	n/a			n/a	n/a	n/a
	TOTAL	0	0.00	0	0.00	0	0.00	0	0.00	0	0.00	0	0.00	3	100.00			0	0.00	3
TOTAL UNIT																				
	SUCCESSFUL	0	0.00	1	16.67	0	0.00	0	0.00	0	0.00	1	16.67	4	66.67			0	0.00	6
	UNSUCCESSFUL	n/a	n/a	n/a	n/a	n/a	n/a	n/a	n/a	n/a	n/a	n/a	n/a	n/a	n/a			n/a	n/a	n/a
	TOTAL	0	0.00	1	16.67	0	0.00	0	0.00	0	0.00	1	16.67	4	66.67			0	0.00	6
Unit 07																				
TOTAL UNIT																				
	SUCCESSFUL	0	0.00	0	0.00	0	0.00	0	0.00	1	50.00	0	0.00	1	50.00			0	0.00	2
	UNSUCCESSFUL	n/a	n/a	n/a	n/a	n/a	n/a	n/a	n/a	n/a	n/a	n/a	n/a	n/a	n/a			n/a	n/a	n/a
	TOTAL	0	0.00	0	0.00	0	0.00	0	0.00	1	50.00	0	0.00	1	50.00			0	0.00	2
Unit 09																				
Unit/Subunit 09B																				
	SUCCESSFUL	14	51.85	0	0.00	0	0.00	1	3.70	11	40.74	0	0.00	0	0.00			1	3.70	27
	UNSUCCESSFUL	n/a	n/a	n/a	n/a	n/a	n/a	n/a	n/a	n/a	n/a	n/a	n/a	n/a	n/a			n/a	n/a	n/a
	TOTAL	14	51.85	0	0.00	0	0.00	1	3.70	11	40.74	0	0.00	0	0.00			1	3.70	27
Unit/Subunit 09C																				
	SUCCESSFUL	0	0.00	0	0.00	0	0.00	0	0.00	1	20.00	0	0.00	0	0.00			4	80.00	5
	UNSUCCESSFUL	n/a	n/a	n/a	n/a	n/a	n/a	n/a	n/a	n/a	n/a	n/a	n/a	n/a	n/a			n/a	n/a	n/a
	TOTAL	0	0.00	0	0.00	0	0.00	0	0.00	1	20.00	0	0.00	0	0.00			4	80.00	5

1991-92 TRANSPORTATION METHODS BY SPECIES: WOLF

UNIT	SUCCESS	AIRPLANE NUMBER	AIRPLANE %	HORSE/ DOG TEAM NUMBER	HORSE/ DOG TEAM %	BOAT NUMBER	BOAT %	3-OR-4 WHEELER NUMBER	3-OR-4 WHEELER %	SNOWMACHINE NUMBER	SNOWMACHINE %	OFF ROAD VEHICLE NUMBER	OFF ROAD VEHICLE %	HIGHWAY VEHICLE NUMBER	HIGHWAY VEHICLE %	WALKING (BEARS ONLY) NUMBER	WALKING (BEARS ONLY) %	UNKNOWN NUMBER	UNKNOWN %	TOTAL NUMBER
Unit 09																				
Unit/Subunit 09D																				
	SUCCESSFUL	1	16.67	0	0.00	0	0.00	2	33.33	1	16.67	0	0.00	2	33.33			0	0.00	6
	UNSUCCESSFUL	n/a	n/a	n/a	n/a	n/a	n/a	n/a	n/a	n/a	n/a	n/a	n/a	n/a	n/a			n/a	n/a	n/a
	TOTAL	1	16.67	0	0.00	0	0.00	2	33.33	1	16.67	0	0.00	2	33.33			0	0.00	6
Unit/Subunit 09E																				
	SUCCESSFUL	15	29.41	0	0.00	0	0.00	1	1.96	29	56.86	0	0.00	0	0.00			6	11.76	51
	UNSUCCESSFUL	n/a	n/a	n/a	n/a	n/a	n/a	n/a	n/a	n/a	n/a	n/a	n/a	n/a	n/a			n/a	n/a	n/a
	TOTAL	15	29.41	0	0.00	0	0.00	1	1.96	29	56.86	0	0.00	0	0.00			6	11.76	51
TOTAL UNIT																				
	SUCCESSFUL	30	33.71	0	0.00	0	0.00	4	4.49	42	47.19	0	0.00	2	2.25			11	12.36	89
	UNSUCCESSFUL	n/a	n/a	n/a	n/a	n/a	n/a	n/a	n/a	n/a	n/a	n/a	n/a	n/a	n/a			n/a	n/a	n/a
	TOTAL	30	33.71	0	0.00	0	0.00	4	4.49	42	47.19	0	0.00	2	2.25			11	12.36	89
Unit 10																				
TOTAL UNIT																				
	SUCCESSFUL	0	0.00	0	0.00	0	0.00	2	66.67	0	0.00	0	0.00	0	0.00			1	33.33	3
	UNSUCCESSFUL	n/a	n/a	n/a	n/a	n/a	n/a	n/a	n/a	n/a	n/a	n/a	n/a	n/a	n/a			n/a	n/a	n/a
	TOTAL	0	0.00	0	0.00	0	0.00	2	66.67	0	0.00	0	0.00	0	0.00			1	33.33	3
Unit 11																				
TOTAL UNIT																				
	SUCCESSFUL	1	3.33	4	13.33	0	0.00	0	0.00	21	70.00	0	0.00	2	6.67			2	6.67	30
	UNSUCCESSFUL	n/a	n/a	n/a	n/a	n/a	n/a	n/a	n/a	n/a	n/a	n/a	n/a	n/a	n/a			n/a	n/a	n/a
	TOTAL	1	3.33	4	13.33	0	0.00	0	0.00	21	70.00	0	0.00	2	6.67			2	6.67	30
Unit 12																				
TOTAL UNIT																				
	SUCCESSFUL	6	19.35	0	0.00	0	0.00	0	0.00	19	61.29	0	0.00	0	0.00			6	19.35	31
	UNSUCCESSFUL	n/a	n/a	n/a	n/a	n/a	n/a	n/a	n/a	n/a	n/a	n/a	n/a	n/a	n/a			n/a	n/a	n/a
	TOTAL	6	19.35	0	0.00	0	0.00	0	0.00	19	61.29	0	0.00	0	0.00			6	19.35	31
Unit 13																				
Unit/Subunit 13A																				
	SUCCESSFUL	13	56.52	1	4.35	0	0.00	0	0.00	9	39.13	0	0.00	0	0.00			0	0.00	23
	UNSUCCESSFUL	n/a	n/a	n/a	n/a	n/a	n/a	n/a	n/a	n/a	n/a	n/a	n/a	n/a	n/a			n/a	n/a	n/a
	TOTAL	13	56.52	1	4.35	0	0.00	0	0.00	9	39.13	0	0.00	0	0.00			0	0.00	23
Unit/Subunit 13B																				
	SUCCESSFUL	18	69.23	1	3.85	0	0.00	0	0.00	7	26.92	0	0.00	0	0.00			0	0.00	26
	UNSUCCESSFUL	n/a	n/a	n/a	n/a	n/a	n/a	n/a	n/a	n/a	n/a	n/a	n/a	n/a	n/a			n/a	n/a	n/a
	TOTAL	18	69.23	1	3.85	0	0.00	0	0.00	7	26.92	0	0.00	0	0.00			0	0.00	26
Unit/Subunit 13C																				
	SUCCESSFUL	0	0.00	0	0.00	0	0.00	0	0.00	6	54.55	1	9.09	2	18.18			2	18.18	11
	UNSUCCESSFUL	n/a	n/a	n/a	n/a	n/a	n/a	n/a	n/a	n/a	n/a	n/a	n/a	n/a	n/a			n/a	n/a	n/a
	TOTAL	0	0.00	0	0.00	0	0.00	0	0.00	6	54.55	1	9.09	2	18.18			2	18.18	11

1991-92 TRANSPORTATION METHODS BY SPECIES: WOLF

UNIT	SUCCESS	AIRPLANE NUMBER	%	HORSE/ DOG TEAM NUMBER	%	BOAT NUMBER	%	3-OR-4 WHEELER NUMBER	%	SNOWMACHINE NUMBER	%	OFF ROAD VEHICLE NUMBER	%	HIGHWAY VEHICLE NUMBER	%	WALKING (BEARS ONLY) NUMBER	%	UNKNOWN NUMBER	%	TOTAL NUMBER
Unit 13																				
Unit/Subunit 13D																				
	SUCCESSFUL	1	10.00	0	0.00	0	0.00	0	0.00	6	60.00	0	0.00	3	30.00			0	0.00	10
	UNSUCCESSFUL	n/a	n/a	n/a	n/a	n/a	n/a	n/a	n/a	n/a	n/a	n/a	n/a	n/a	n/a			n/a	n/a	n/a
	TOTAL	1	10.00	0	0.00	0	0.00	0	0.00	6	60.00	0	0.00	3	30.00			0	0.00	10
Unit/Subunit 13E																				
	SUCCESSFUL	37	84.09	2	4.55	0	0.00	0	0.00	2	4.55	1	2.27	2	4.55			0	0.00	44
	UNSUCCESSFUL	n/a	n/a	n/a	n/a	n/a	n/a	n/a	n/a	n/a	n/a	n/a	n/a	n/a	n/a			n/a	n/a	n/a
	TOTAL	37	84.09	2	4.55	0	0.00	0	0.00	2	4.55	1	2.27	2	4.55			0	0.00	44
TOTAL UNIT																				
	SUCCESSFUL	69	60.53	4	3.51	0	0.00	0	0.00	30	26.32	2	1.75	7	6.14			2	1.75	114
	UNSUCCESSFUL	n/a	n/a	n/a	n/a	n/a	n/a	n/a	n/a	n/a	n/a	n/a	n/a	n/a	n/a			n/a	n/a	n/a
	TOTAL	69	60.53	4	3.51	0	0.00	0	0.00	30	26.32	2	1.75	7	6.14			2	1.75	114
Unit 14																				
Unit/Subunit 14A																				
	SUCCESSFUL	0	0.00	0	0.00	0	0.00	0	0.00	3	100.00	0	0.00	0	0.00			0	0.00	3
	UNSUCCESSFUL	n/a	n/a	n/a	n/a	n/a	n/a	n/a	n/a	n/a	n/a	n/a	n/a	n/a	n/a			n/a	n/a	n/a
	TOTAL	0	0.00	0	0.00	0	0.00	0	0.00	3	100.00	0	0.00	0	0.00			0	0.00	3
TOTAL UNIT																				
	SUCCESSFUL	0	0.00	0	0.00	0	0.00	0	0.00	3	100.00	0	0.00	0	0.00			0	0.00	3
	UNSUCCESSFUL	n/a	n/a	n/a	n/a	n/a	n/a	n/a	n/a	n/a	n/a	n/a	n/a	n/a	n/a			n/a	n/a	n/a
	TOTAL	0	0.00	0	0.00	0	0.00	0	0.00	3	100.00	0	0.00	0	0.00			0	0.00	3
Unit 15																				
Unit/Subunit 15A																				
	SUCCESSFUL	0	0.00	1	50.00	0	0.00	0	0.00	0	0.00	0	0.00	1	50.00			0	0.00	2
	UNSUCCESSFUL	n/a	n/a	n/a	n/a	n/a	n/a	n/a	n/a	n/a	n/a	n/a	n/a	n/a	n/a			n/a	n/a	n/a
	TOTAL	0	0.00	1	50.00	0	0.00	0	0.00	0	0.00	0	0.00	1	50.00			0	0.00	2
Unit/Subunit 15C																				
	SUCCESSFUL	0	0.00	0	0.00	0	0.00	1	20.00	4	80.00	0	0.00	0	0.00			0	0.00	5
	UNSUCCESSFUL	n/a	n/a	n/a	n/a	n/a	n/a	n/a	n/a	n/a	n/a	n/a	n/a	n/a	n/a			n/a	n/a	n/a
	TOTAL	0	0.00	0	0.00	0	0.00	1	20.00	4	80.00	0	0.00	0	0.00			0	0.00	5
TOTAL UNIT																				
	SUCCESSFUL	0	0.00	1	14.29	0	0.00	1	14.29	4	57.14	0	0.00	1	14.29			0	0.00	7
	UNSUCCESSFUL	n/a	n/a	n/a	n/a	n/a	n/a	n/a	n/a	n/a	n/a	n/a	n/a	n/a	n/a			n/a	n/a	n/a
	TOTAL	0	0.00	1	14.29	0	0.00	1	14.29	4	57.14	0	0.00	1	14.29			0	0.00	7
Unit 16																				
Unit/Subunit 16A																				
	SUCCESSFUL	0	0.00	1	50.00	0	0.00	0	0.00	1	50.00	0	0.00	0	0.00			0	0.00	2
	UNSUCCESSFUL	n/a	n/a	n/a	n/a	n/a	n/a	n/a	n/a	n/a	n/a	n/a	n/a	n/a	n/a			n/a	n/a	n/a
	TOTAL	0	0.00	1	50.00	0	0.00	0	0.00	1	50.00	0	0.00	0	0.00			0	0.00	2

1991-92 TRANSPORTATION METHODS BY SPECIES: WOLF

UNIT	SUCCESS	AIRPLANE NUMBER	AIRPLANE %	HORSE/ DOG TEAM NUMBER	HORSE/ DOG TEAM %	BOAT NUMBER	BOAT %	3-OR-4 WHEELER NUMBER	3-OR-4 WHEELER %	SNOWMACHINE NUMBER	SNOWMACHINE %	OFF ROAD VEHICLE NUMBER	OFF ROAD VEHICLE %	HIGHWAY VEHICLE NUMBER	HIGHWAY VEHICLE %	WALKING (BEARS ONLY) NUMBER	WALKING (BEARS ONLY) %	UNKNOWN NUMBER	UNKNOWN %	TOTAL NUMBER
Unit 16																				
Unit/Subunit 16B																				
	SUCCESSFUL	1	33.33	0	0.00	0	0.00	0	0.00	2	66.67	0	0.00	0	0.00			0	0.00	3
	UNSUCCESSFUL	n/a	n/a	n/a	n/a	n/a	n/a	n/a	n/a	n/a	n/a	n/a	n/a	n/a	n/a			n/a	n/a	n/a
	TOTAL	1	33.33	0	0.00	0	0.00	0	0.00	2	66.67	0	0.00	0	0.00			0	0.00	3
TOTAL UNIT																				
	SUCCESSFUL	1	20.00	1	20.00	0	0.00	0	0.00	3	60.00	0	0.00	0	0.00			0	0.00	5
	UNSUCCESSFUL	n/a	n/a	n/a	n/a	n/a	n/a	n/a	n/a	n/a	n/a	n/a	n/a	n/a	n/a			n/a	n/a	n/a
	TOTAL	1	20.00	1	20.00	0	0.00	0	0.00	3	60.00	0	0.00	0	0.00			0	0.00	5
Unit 17																				
Unit/Subunit 17B																				
	SUCCESSFUL	26	76.47	0	0.00	0	0.00	0	0.00	8	23.53	0	0.00	0	0.00			0	0.00	34
	UNSUCCESSFUL	n/a	n/a	n/a	n/a	n/a	n/a	n/a	n/a	n/a	n/a	n/a	n/a	n/a	n/a			n/a	n/a	n/a
	TOTAL	26	76.47	0	0.00	0	0.00	0	0.00	8	23.53	0	0.00	0	0.00			0	0.00	34
Unit/Subunit 17C																				
	SUCCESSFUL	0	0.00	0	0.00	0	0.00	0	0.00	3	100.00	0	0.00	0	0.00			0	0.00	3
	UNSUCCESSFUL	n/a	n/a	n/a	n/a	n/a	n/a	n/a	n/a	n/a	n/a	n/a	n/a	n/a	n/a			n/a	n/a	n/a
	TOTAL	0	0.00	0	0.00	0	0.00	0	0.00	3	100.00	0	0.00	0	0.00			0	0.00	3
TOTAL UNIT																				
	SUCCESSFUL	26	70.27	0	0.00	0	0.00	0	0.00	11	29.73	0	0.00	0	0.00			0	0.00	37
	UNSUCCESSFUL	n/a	n/a	n/a	n/a	n/a	n/a	n/a	n/a	n/a	n/a	n/a	n/a	n/a	n/a			n/a	n/a	n/a
	TOTAL	26	70.27	0	0.00	0	0.00	0	0.00	11	29.73	0	0.00	0	0.00			0	0.00	37
Unit 18																				
TOTAL UNIT																				
	SUCCESSFUL	0	0.00	0	0.00	0	0.00	0	0.00	4	100.00	0	0.00	0	0.00			0	0.00	4
	UNSUCCESSFUL	n/a	n/a	n/a	n/a	n/a	n/a	n/a	n/a	n/a	n/a	n/a	n/a	n/a	n/a			n/a	n/a	n/a
	TOTAL	0	0.00	0	0.00	0	0.00	0	0.00	4	100.00	0	0.00	0	0.00			0	0.00	4
Unit 19																				
Unit/Subunit 19A																				
	SUCCESSFUL	14	70.00	0	0.00	0	0.00	0	0.00	6	30.00	0	0.00	0	0.00			0	0.00	20
	UNSUCCESSFUL	n/a	n/a	n/a	n/a	n/a	n/a	n/a	n/a	n/a	n/a	n/a	n/a	n/a	n/a			n/a	n/a	n/a
	TOTAL	14	70.00	0	0.00	0	0.00	0	0.00	6	30.00	0	0.00	0	0.00			0	0.00	20
Unit/Subunit 19B																				
	SUCCESSFUL	17	85.00	0	0.00	0	0.00	1	5.00	2	10.00	0	0.00	0	0.00			0	0.00	20
	UNSUCCESSFUL	n/a	n/a	n/a	n/a	n/a	n/a	n/a	n/a	n/a	n/a	n/a	n/a	n/a	n/a			n/a	n/a	n/a
	TOTAL	17	85.00	0	0.00	0	0.00	1	5.00	2	10.00	0	0.00	0	0.00			0	0.00	20
Unit/Subunit 19C																				
	SUCCESSFUL	37	94.87	0	0.00	0	0.00	0	0.00	2	5.13	0	0.00	0	0.00			0	0.00	39
	UNSUCCESSFUL	n/a	n/a	n/a	n/a	n/a	n/a	n/a	n/a	n/a	n/a	n/a	n/a	n/a	n/a			n/a	n/a	n/a
	TOTAL	37	94.87	0	0.00	0	0.00	0	0.00	2	5.13	0	0.00	0	0.00			0	0.00	39

1991-92 TRANSPORTATION METHODS BY SPECIES: WOLF

UNIT	SUCCESS	AIRPLANE NUMBER	AIRPLANE %	HORSE/ DOG TEAM NUMBER	HORSE/ DOG TEAM %	BOAT NUMBER	BOAT %	3-OR-4 WHEELER NUMBER	3-OR-4 WHEELER %	SNOWMACHINE NUMBER	SNOWMACHINE %	OFF ROAD VEHICLE NUMBER	OFF ROAD VEHICLE %	HIGHWAY VEHICLE NUMBER	HIGHWAY VEHICLE %	WALKING (BEARS ONLY) NUMBER	WALKING (BEARS ONLY) %	UNKNOWN NUMBER	UNKNOWN %	TOTAL NUMBER
Unit 19																				
Unit/Subunit 19D																				
	SUCCESSFUL	13	81.25	0	0.00	0	0.00	0	0.00	2	12.50	0	0.00	0	0.00			1	6.25	16
	UNSUCCESSFUL	n/a	n/a	n/a	n/a	n/a	n/a	n/a	n/a	n/a	n/a	n/a	n/a	n/a	n/a			n/a	n/a	n/a
	TOTAL	13	81.25	0	0.00	0	0.00	0	0.00	2	12.50	0	0.00	0	0.00			1	6.25	16
Unit/Subunit 19Z																				
	SUCCESSFUL	1	100.00	0	0.00	0	0.00	0	0.00	0	0.00	0	0.00	0	0.00			0	0.00	1
	UNSUCCESSFUL	n/a	n/a	n/a	n/a	n/a	n/a	n/a	n/a	n/a	n/a	n/a	n/a	n/a	n/a			n/a	n/a	n/a
	TOTAL	1	100.00	0	0.00	0	0.00	0	0.00	0	0.00	0	0.00	0	0.00			0	0.00	1
TOTAL UNIT																				
	SUCCESSFUL	82	85.42	0	0.00	0	0.00	1	1.04	12	12.50	0	0.00	0	0.00			1	1.04	96
	UNSUCCESSFUL	n/a	n/a	n/a	n/a	n/a	n/a	n/a	n/a	n/a	n/a	n/a	n/a	n/a	n/a			n/a	n/a	n/a
	TOTAL	82	85.42	0	0.00	0	0.00	1	1.04	12	12.50	0	0.00	0	0.00			1	1.04	96
Unit 20																				
Unit/Subunit 20A																				
	SUCCESSFUL	25	37.88	2	3.03	1	1.52	2	3.03	32	48.48	1	1.52	2	3.03			1	1.52	66
	UNSUCCESSFUL	n/a	n/a	n/a	n/a	n/a	n/a	n/a	n/a	n/a	n/a	n/a	n/a	n/a	n/a			n/a	n/a	n/a
	TOTAL	25	37.88	2	3.03	1	1.52	2	3.03	32	48.48	1	1.52	2	3.03			1	1.52	66
Unit/Subunit 20B																				
	SUCCESSFUL	10	18.18	0	0.00	1	1.82	1	1.82	31	56.36	1	1.82	4	7.27			7	12.73	55
	UNSUCCESSFUL	n/a	n/a	n/a	n/a	n/a	n/a	n/a	n/a	n/a	n/a	n/a	n/a	n/a	n/a			n/a	n/a	n/a
	TOTAL	10	18.18	0	0.00	1	1.82	1	1.82	31	56.36	1	1.82	4	7.27			7	12.73	55
Unit/Subunit 20C																				
	SUCCESSFUL	7	33.33	2	9.52	0	0.00	0	0.00	12	57.14	0	0.00	0	0.00			0	0.00	21
	UNSUCCESSFUL	n/a	n/a	n/a	n/a	n/a	n/a	n/a	n/a	n/a	n/a	n/a	n/a	n/a	n/a			n/a	n/a	n/a
	TOTAL	7	33.33	2	9.52	0	0.00	0	0.00	12	57.14	0	0.00	0	0.00			0	0.00	21
Unit/Subunit 20D																				
	SUCCESSFUL	1	9.09	0	0.00	0	0.00	0	0.00	7	63.64	0	0.00	2	18.18			1	9.09	11
	UNSUCCESSFUL	n/a	n/a	n/a	n/a	n/a	n/a	n/a	n/a	n/a	n/a	n/a	n/a	n/a	n/a			n/a	n/a	n/a
	TOTAL	1	9.09	0	0.00	0	0.00	0	0.00	7	63.64	0	0.00	2	18.18			1	9.09	11
Unit/Subunit 20E																				
	SUCCESSFUL	4	21.05	1	5.26	0	0.00	1	5.26	10	52.63	0	0.00	1	5.26			2	10.53	19
	UNSUCCESSFUL	n/a	n/a	n/a	n/a	n/a	n/a	n/a	n/a	n/a	n/a	n/a	n/a	n/a	n/a			n/a	n/a	n/a
	TOTAL	4	21.05	1	5.26	0	0.00	1	5.26	10	52.63	0	0.00	1	5.26			2	10.53	19
Unit/Subunit 20F																				
	SUCCESSFUL	0	0.00	0	0.00	0	0.00	0	0.00	8	80.00	0	0.00	2	20.00			0	0.00	10
	UNSUCCESSFUL	n/a	n/a	n/a	n/a	n/a	n/a	n/a	n/a	n/a	n/a	n/a	n/a	n/a	n/a			n/a	n/a	n/a
	TOTAL	0	0.00	0	0.00	0	0.00	0	0.00	8	80.00	0	0.00	2	20.00			0	0.00	10
TOTAL UNIT																				
	SUCCESSFUL	47	25.82	5	2.75	2	1.10	4	2.20	100	54.95	2	1.10	11	6.04			11	6.04	182
	UNSUCCESSFUL	n/a	n/a	n/a	n/a	n/a	n/a	n/a	n/a	n/a	n/a	n/a	n/a	n/a	n/a			n/a	n/a	n/a
	TOTAL	47	25.82	5	2.75	2	1.10	4	2.20	100	54.95	2	1.10	11	6.04			11	6.04	182

1991-92 TRANSPORTATION METHODS BY SPECIES: WOLF

UNIT	SUCCESS	AIRPLANE NUMBER	AIRPLANE %	HORSE/ DOG TEAM NUMBER	HORSE/ DOG TEAM %	BOAT NUMBER	BOAT %	3-OR-4 WHEELER NUMBER	3-OR-4 WHEELER %	SNOWMACHINE NUMBER	SNOWMACHINE %	OFF ROAD VEHICLE NUMBER	OFF ROAD VEHICLE %	HIGHWAY VEHICLE NUMBER	HIGHWAY VEHICLE %	WALKING (BEARS ONLY) NUMBER	WALKING (BEARS ONLY) %	UNKNOWN NUMBER	UNKNOWN %	TOTAL NUMBER
Unit 21																				
Unit/Subunit 21A																				
	SUCCESSFUL	1	33.33	0	0.00	0	0.00	0	0.00	2	66.67	0	0.00	0	0.00			0	0.00	3
	UNSUCCESSFUL	n/a	n/a	n/a	n/a	n/a	n/a	n/a	n/a	n/a	n/a	n/a	n/a	n/a	n/a			n/a	n/a	n/a
	TOTAL	1	33.33	0	0.00	0	0.00	0	0.00	2	66.67	0	0.00	0	0.00			0	0.00	3
Unit/Subunit 21B																				
	SUCCESSFUL	0	0.00	0	0.00	0	0.00	0	0.00	8	80.00	0	0.00	0	0.00			2	20.00	10
	UNSUCCESSFUL	n/a	n/a	n/a	n/a	n/a	n/a	n/a	n/a	n/a	n/a	n/a	n/a	n/a	n/a			n/a	n/a	n/a
	TOTAL	0	0.00	0	0.00	0	0.00	0	0.00	8	80.00	0	0.00	0	0.00			2	20.00	10
Unit/Subunit 21C																				
	SUCCESSFUL	0	0.00	0	0.00	0	0.00	0	0.00	1	100.00	0	0.00	0	0.00			0	0.00	1
	UNSUCCESSFUL	n/a	n/a	n/a	n/a	n/a	n/a	n/a	n/a	n/a	n/a	n/a	n/a	n/a	n/a			n/a	n/a	n/a
	TOTAL	0	0.00	0	0.00	0	0.00	0	0.00	1	100.00	0	0.00	0	0.00			0	0.00	1
Unit/Subunit 21D																				
	SUCCESSFUL	0	0.00	0	0.00	1	3.45	0	0.00	28	96.55	0	0.00	0	0.00			0	0.00	29
	UNSUCCESSFUL	n/a	n/a	n/a	n/a	n/a	n/a	n/a	n/a	n/a	n/a	n/a	n/a	n/a	n/a			n/a	n/a	n/a
	TOTAL	0	0.00	0	0.00	1	3.45	0	0.00	28	96.55	0	0.00	0	0.00			0	0.00	29
Unit/Subunit 21E																				
	SUCCESSFUL	3	20.00	0	0.00	0	0.00	0	0.00	12	80.00	0	0.00	0	0.00			0	0.00	15
	UNSUCCESSFUL	n/a	n/a	n/a	n/a	n/a	n/a	n/a	n/a	n/a	n/a	n/a	n/a	n/a	n/a			n/a	n/a	n/a
	TOTAL	3	20.00	0	0.00	0	0.00	0	0.00	12	80.00	0	0.00	0	0.00			0	0.00	15
TOTAL UNIT																				
	SUCCESSFUL	4	6.90	0	0.00	1	1.72	0	0.00	51	87.93	0	0.00	0	0.00			2	3.45	58
	UNSUCCESSFUL	n/a	n/a	n/a	n/a	n/a	n/a	n/a	n/a	n/a	n/a	n/a	n/a	n/a	n/a			n/a	n/a	n/a
	TOTAL	4	6.90	0	0.00	1	1.72	0	0.00	51	87.93	0	0.00	0	0.00			2	3.45	58
Unit 23																				
TOTAL UNIT																				
	SUCCESSFUL	6	10.71	0	0.00	0	0.00	0	0.00	46	82.14	0	0.00	0	0.00			4	7.14	56
	UNSUCCESSFUL	n/a	n/a	n/a	n/a	n/a	n/a	n/a	n/a	n/a	n/a	n/a	n/a	n/a	n/a			n/a	n/a	n/a
	TOTAL	6	10.71	0	0.00	0	0.00	0	0.00	46	82.14	0	0.00	0	0.00			4	7.14	56
Unit 24																				
TOTAL UNIT																				
	SUCCESSFUL	8	10.00	2	2.50	0	0.00	0	0.00	67	83.75	0	0.00	2	2.50			1	1.25	80
	UNSUCCESSFUL	n/a	n/a	n/a	n/a	n/a	n/a	n/a	n/a	n/a	n/a	n/a	n/a	n/a	n/a			n/a	n/a	n/a
	TOTAL	8	10.00	2	2.50	0	0.00	0	0.00	67	83.75	0	0.00	2	2.50			1	1.25	80

1991-92 TRANSPORTATION METHODS BY SPECIES: WOLF

UNIT	SUCCESS	AIRPLANE NUMBER	AIRPLANE %	HORSE/ DOG TEAM NUMBER	HORSE/ DOG TEAM %	BOAT NUMBER	BOAT %	3-OR-4 WHEELER NUMBER	3-OR-4 WHEELER %	SNOWMACHINE NUMBER	SNOWMACHINE %	OFF ROAD VEHICLE NUMBER	OFF ROAD VEHICLE %	HIGHWAY VEHICLE NUMBER	HIGHWAY VEHICLE %	WALKING (BEARS ONLY) NUMBER	WALKING (BEARS ONLY) %	UNKNOWN NUMBER	UNKNOWN %	TOTAL NUMBER
Unit 25																				
Unit/Subunit 25A																				
	SUCCESSFUL	2	9.09	2	9.09	0	0.00	0	0.00	18	81.82	0	0.00	0	0.00			0	0.00	22
	UNSUCCESSFUL	n/a	n/a	n/a	n/a	n/a	n/a	n/a	n/a	n/a	n/a	n/a	n/a	n/a	n/a			n/a	n/a	n/a
	TOTAL	2	9.09	2	9.09	0	0.00	0	0.00	18	81.82	0	0.00	0	0.00			0	0.00	22
Unit/Subunit 25B																				
	SUCCESSFUL	0	0.00	0	0.00	0	0.00	0	0.00	13	100.00	0	0.00	0	0.00			0	0.00	13
	UNSUCCESSFUL	n/a	n/a	n/a	n/a	n/a	n/a	n/a	n/a	n/a	n/a	n/a	n/a	n/a	n/a			n/a	n/a	n/a
	TOTAL	0	0.00	0	0.00	0	0.00	0	0.00	13	100.00	0	0.00	0	0.00			0	0.00	13
Unit/Subunit 25C																				
	SUCCESSFUL	4	57.14	1	14.29	0	0.00	0	0.00	2	28.57	0	0.00	0	0.00			0	0.00	7
	UNSUCCESSFUL	n/a	n/a	n/a	n/a	n/a	n/a	n/a	n/a	n/a	n/a	n/a	n/a	n/a	n/a			n/a	n/a	n/a
	TOTAL	4	57.14	1	14.29	0	0.00	0	0.00	2	28.57	0	0.00	0	0.00			0	0.00	7
Unit/Subunit 25D																				
	SUCCESSFUL	11	57.89	0	0.00	0	0.00	0	0.00	8	42.11	0	0.00	0	0.00			0	0.00	19
	UNSUCCESSFUL	n/a	n/a	n/a	n/a	n/a	n/a	n/a	n/a	n/a	n/a	n/a	n/a	n/a	n/a			n/a	n/a	n/a
	TOTAL	11	57.89	0	0.00	0	0.00	0	0.00	8	42.11	0	0.00	0	0.00			0	0.00	19
TOTAL UNIT																				
	SUCCESSFUL	17	27.87	3	4.92	0	0.00	0	0.00	41	67.21	0	0.00	0	0.00			0	0.00	61
	UNSUCCESSFUL	n/a	n/a	n/a	n/a	n/a	n/a	n/a	n/a	n/a	n/a	n/a	n/a	n/a	n/a			n/a	n/a	n/a
	TOTAL	17	27.87	3	4.92	0	0.00	0	0.00	41	67.21	0	0.00	0	0.00			0	0.00	61
Unit 26																				
Unit/Subunit 26A																				
	SUCCESSFUL	2	11.76	0	0.00	0	0.00	0	0.00	15	88.24	0	0.00	0	0.00			0	0.00	17
	UNSUCCESSFUL	n/a	n/a	n/a	n/a	n/a	n/a	n/a	n/a	n/a	n/a	n/a	n/a	n/a	n/a			n/a	n/a	n/a
	TOTAL	2	11.76	0	0.00	0	0.00	0	0.00	15	88.24	0	0.00	0	0.00			0	0.00	17
Unit/Subunit 26B																				
	SUCCESSFUL	3	17.65	1	5.88	0	0.00	0	0.00	4	23.53	0	0.00	9	52.94			0	0.00	17
	UNSUCCESSFUL	n/a	n/a	n/a	n/a	n/a	n/a	n/a	n/a	n/a	n/a	n/a	n/a	n/a	n/a			n/a	n/a	n/a
	TOTAL	3	17.65	1	5.88	0	0.00	0	0.00	4	23.53	0	0.00	9	52.94			0	0.00	17
Unit/Subunit 26C																				
	SUCCESSFUL	3	60.00	0	0.00	2	40.00	0	0.00	0	0.00	0	0.00	0	0.00			0	0.00	5
	UNSUCCESSFUL	n/a	n/a	n/a	n/a	n/a	n/a	n/a	n/a	n/a	n/a	n/a	n/a	n/a	n/a			n/a	n/a	n/a
	TOTAL	3	60.00	0	0.00	2	40.00	0	0.00	0	0.00	0	0.00	0	0.00			0	0.00	5
TOTAL UNIT																				
	SUCCESSFUL	8	20.51	1	2.56	2	5.13	0	0.00	19	48.72	0	0.00	9	23.08			0	0.00	39
	UNSUCCESSFUL	n/a	n/a	n/a	n/a	n/a	n/a	n/a	n/a	n/a	n/a	n/a	n/a	n/a	n/a			n/a	n/a	n/a
	TOTAL	8	20.51	1	2.56	2	5.13	0	0.00	19	48.72	0	0.00	9	23.08			0	0.00	39
TOTAL STATEWIDE																				
	SUCCESSFUL	314	28.83	25	2.30	128	11.75	13	1.19	475	43.62	5	0.46	83	7.62			46	4.22	1089
	UNSUCCESSFUL	n/a	n/a	n/a	n/a	n/a	n/a	n/a	n/a	n/a	n/a	n/a	n/a	n/a	n/a			n/a	n/a	n/a
	TOTAL	314	28.83	25	2.30	128	11.75	13	1.19	475	43.62	5	0.46	83	7.62			46	4.22	1089

1991-92 TRANSPORTATION METHODS BY SPECIES: WOLVERINE

UNIT	SUCCESS	AIRPLANE NUMBER	AIRPLANE %	HORSE/ DOG TEAM NUMBER	HORSE/ DOG TEAM %	BOAT NUMBER	BOAT %	3-OR-4 WHEELER NUMBER	3-OR-4 WHEELER %	SNOWMACHINE NUMBER	SNOWMACHINE %	OFF ROAD VEHICLE NUMBER	OFF ROAD VEHICLE %	HIGHWAY VEHICLE NUMBER	HIGHWAY VEHICLE %	WALKING (BEARS ONLY) NUMBER	WALKING (BEARS ONLY) %	UNKNOWN NUMBER	UNKNOWN %	TOTAL NUMBER
Unit 01																				
Unit/Subunit 01A																				
	SUCCESSFUL	0	0.00	0	0.00	1	100.00	0	0.00	0	0.00	0	0.00	0	0.00			0	0.00	1
	UNSUCCESSFUL	n/a	n/a	n/a	n/a	n/a	n/a	n/a	n/a	n/a	n/a	n/a	n/a	n/a	n/a			n/a	n/a	n/a
	TOTAL	0	0.00	0	0.00	1	100.00	0	0.00	0	0.00	0	0.00	0	0.00			0	0.00	1
Unit/Subunit 01B																				
	SUCCESSFUL	0	0.00	1	16.67	4	66.67	0	0.00	1	16.67	0	0.00	0	0.00			0	0.00	6
	UNSUCCESSFUL	n/a	n/a	n/a	n/a	n/a	n/a	n/a	n/a	n/a	n/a	n/a	n/a	n/a	n/a			n/a	n/a	n/a
	TOTAL	0	0.00	1	16.67	4	66.67	0	0.00	1	16.67	0	0.00	0	0.00			0	0.00	6
Unit/Subunit 01C																				
	SUCCESSFUL	0	0.00	0	0.00	4	100.00	0	0.00	0	0.00	0	0.00	0	0.00			0	0.00	4
	UNSUCCESSFUL	n/a	n/a	n/a	n/a	n/a	n/a	n/a	n/a	n/a	n/a	n/a	n/a	n/a	n/a			n/a	n/a	n/a
	TOTAL	0	0.00	0	0.00	4	100.00	0	0.00	0	0.00	0	0.00	0	0.00			0	0.00	4
Unit/Subunit 01D																				
	SUCCESSFUL	0	0.00	0	0.00	0	0.00	0	0.00	0	0.00	0	0.00	0	0.00			1	100.00	1
	UNSUCCESSFUL	n/a	n/a	n/a	n/a	n/a	n/a	n/a	n/a	n/a	n/a	n/a	n/a	n/a	n/a			n/a	n/a	n/a
	TOTAL	0	0.00	0	0.00	0	0.00	0	0.00	0	0.00	0	0.00	0	0.00			1	100.00	1
TOTAL UNIT																				
	SUCCESSFUL	0	0.00	1	8.33	9	75.00	0	0.00	1	8.33	0	0.00	0	0.00			1	8.33	12
	UNSUCCESSFUL	n/a	n/a	n/a	n/a	n/a	n/a	n/a	n/a	n/a	n/a	n/a	n/a	n/a	n/a			n/a	n/a	n/a
	TOTAL	0	0.00	1	8.33	9	75.00	0	0.00	1	8.33	0	0.00	0	0.00			1	8.33	12
Unit 03																				
TOTAL UNIT																				
	SUCCESSFUL	0	0.00	0	0.00	0	0.00	0	0.00	0	0.00	0	0.00	2	100.00			0	0.00	2
	UNSUCCESSFUL	n/a	n/a	n/a	n/a	n/a	n/a	n/a	n/a	n/a	n/a	n/a	n/a	n/a	n/a			n/a	n/a	n/a
	TOTAL	0	0.00	0	0.00	0	0.00	0	0.00	0	0.00	0	0.00	2	100.00			0	0.00	2
Unit 06																				
Unit/Subunit 06A																				
	SUCCESSFUL	1	100.00	0	0.00	0	0.00	0	0.00	0	0.00	0	0.00	0	0.00			0	0.00	1
	UNSUCCESSFUL	n/a	n/a	n/a	n/a	n/a	n/a	n/a	n/a	n/a	n/a	n/a	n/a	n/a	n/a			n/a	n/a	n/a
	TOTAL	1	100.00	0	0.00	0	0.00	0	0.00	0	0.00	0	0.00	0	0.00			0	0.00	1
Unit/Subunit 06B																				
	SUCCESSFUL	0	0.00	0	0.00	0	0.00	0	0.00	1	100.00	0	0.00	0	0.00			0	0.00	1
	UNSUCCESSFUL	n/a	n/a	n/a	n/a	n/a	n/a	n/a	n/a	n/a	n/a	n/a	n/a	n/a	n/a			n/a	n/a	n/a
	TOTAL	0	0.00	0	0.00	0	0.00	0	0.00	1	100.00	0	0.00	0	0.00			0	0.00	1

1991-92 TRANSPORTATION METHODS BY SPECIES: WOLVERINE

UNIT	SUCCESS	AIRPLANE NUMBER	%	HORSE/ DOG TEAM NUMBER	%	BOAT NUMBER	%	3-OR-4 WHEELER NUMBER	%	SNOWMACHINE NUMBER	%	OFF ROAD VEHICLE NUMBER	%	HIGHWAY VEHICLE NUMBER	%	WALKING (BEARS ONLY) NUMBER	%	UNKNOWN NUMBER	%	TOTAL NUMBER
Unit 06																				
Unit/Subunit 06C																				
	SUCCESSFUL	0	0.00	0	0.00	0	0.00	0	0.00	5	100.00	0	0.00	0	0.00			0	0.00	5
	UNSUCCESSFUL	n/a	n/a	n/a	n/a	n/a	n/a	n/a	n/a	n/a	n/a	n/a	n/a	n/a	n/a			n/a	n/a	n/a
	TOTAL	0	0.00	0	0.00	0	0.00	0	0.00	5	100.00	0	0.00	0	0.00			0	0.00	5
Unit/Subunit 06D																				
	SUCCESSFUL	0	0.00	0	0.00	0	0.00	0	0.00	2	66.67	0	0.00	1	33.33			0	0.00	3
	UNSUCCESSFUL	n/a	n/a	n/a	n/a	n/a	n/a	n/a	n/a	n/a	n/a	n/a	n/a	n/a	n/a			n/a	n/a	n/a
	TOTAL	0	0.00	0	0.00	0	0.00	0	0.00	2	66.67	0	0.00	1	33.33			0	0.00	3
TOTAL UNIT																				
	SUCCESSFUL	1	10.00	0	0.00	0	0.00	0	0.00	8	80.00	0	0.00	1	10.00			0	0.00	10
	UNSUCCESSFUL	n/a	n/a	n/a	n/a	n/a	n/a	n/a	n/a	n/a	n/a	n/a	n/a	n/a	n/a			n/a	n/a	n/a
	TOTAL	1	10.00	0	0.00	0	0.00	0	0.00	8	80.00	0	0.00	1	10.00			0	0.00	10
Unit 07																				
TOTAL UNIT																				
	SUCCESSFUL	1	6.25	0	0.00	0	0.00	0	0.00	14	87.50	0	0.00	1	6.25			0	0.00	16
	UNSUCCESSFUL	n/a	n/a	n/a	n/a	n/a	n/a	n/a	n/a	n/a	n/a	n/a	n/a	n/a	n/a			n/a	n/a	n/a
	TOTAL	1	6.25	0	0.00	0	0.00	0	0.00	14	87.50	0	0.00	1	6.25			0	0.00	16
Unit 09																				
Unit/Subunit 09A																				
	SUCCESSFUL	0	0.00	0	0.00	0	0.00	0	0.00	2	100.00	0	0.00	0	0.00			0	0.00	2
	UNSUCCESSFUL	n/a	n/a	n/a	n/a	n/a	n/a	n/a	n/a	n/a	n/a	n/a	n/a	n/a	n/a			n/a	n/a	n/a
	TOTAL	0	0.00	0	0.00	0	0.00	0	0.00	2	100.00	0	0.00	0	0.00			0	0.00	2
Unit/Subunit 09B																				
	SUCCESSFUL	4	19.05	0	0.00	0	0.00	0	0.00	16	76.19	0	0.00	0	0.00			1	4.76	21
	UNSUCCESSFUL	n/a	n/a	n/a	n/a	n/a	n/a	n/a	n/a	n/a	n/a	n/a	n/a	n/a	n/a			n/a	n/a	n/a
	TOTAL	4	19.05	0	0.00	0	0.00	0	0.00	16	76.19	0	0.00	0	0.00			1	4.76	21
Unit/Subunit 09C																				
	SUCCESSFUL	3	18.75	0	0.00	2	12.50	0	0.00	5	31.25	0	0.00	0	0.00			6	37.50	16
	UNSUCCESSFUL	n/a	n/a	n/a	n/a	n/a	n/a	n/a	n/a	n/a	n/a	n/a	n/a	n/a	n/a			n/a	n/a	n/a
	TOTAL	3	18.75	0	0.00	2	12.50	0	0.00	5	31.25	0	0.00	0	0.00			6	37.50	16
Unit/Subunit 09D																				
	SUCCESSFUL	0	0.00	0	0.00	3	50.00	0	0.00	1	16.67	0	0.00	2	33.33			0	0.00	6
	UNSUCCESSFUL	n/a	n/a	n/a	n/a	n/a	n/a	n/a	n/a	n/a	n/a	n/a	n/a	n/a	n/a			n/a	n/a	n/a
	TOTAL	0	0.00	0	0.00	3	50.00	0	0.00	1	16.67	0	0.00	2	33.33			0	0.00	6
Unit/Subunit 09E																				
	SUCCESSFUL	20	51.28	0	0.00	0	0.00	1	2.56	12	30.77	0	0.00	0	0.00			6	15.38	39
	UNSUCCESSFUL	n/a	n/a	n/a	n/a	n/a	n/a	n/a	n/a	n/a	n/a	n/a	n/a	n/a	n/a			n/a	n/a	n/a
	TOTAL	20	51.28	0	0.00	0	0.00	1	2.56	12	30.77	0	0.00	0	0.00			6	15.38	39

1991-92 TRANSPORTATION METHODS BY SPECIES: WOLVERINE

UNIT	SUCCESS	AIRPLANE NUMBER	AIRPLANE %	HORSE/ DOG TEAM NUMBER	HORSE/ DOG TEAM %	BOAT NUMBER	BOAT %	3-OR-4 WHEELER NUMBER	3-OR-4 WHEELER %	SNOWMACHINE NUMBER	SNOWMACHINE %	OFF ROAD VEHICLE NUMBER	OFF ROAD VEHICLE %	HIGHWAY VEHICLE NUMBER	HIGHWAY VEHICLE %	WALKING (BEARS ONLY) NUMBER	WALKING (BEARS ONLY) %	UNKNOWN NUMBER	UNKNOWN %	TOTAL NUMBER
Unit 09																				
Unit/Subunit 09Z																				
	SUCCESSFUL	0	0.00	0	0.00	0	0.00	0	0.00	3	100.00	0	0.00	0	0.00			0	0.00	3
	UNSUCCESSFUL	n/a	n/a	n/a	n/a	n/a	n/a	n/a	n/a	n/a	n/a	n/a	n/a	n/a	n/a			n/a	n/a	n/a
	TOTAL	0	0.00	0	0.00	0	0.00	0	0.00	3	100.00	0	0.00	0	0.00			0	0.00	3
TOTAL UNIT																				
	SUCCESSFUL	27	31.03	0	0.00	5	5.75	1	1.15	39	44.83	0	0.00	2	2.30			13	14.94	87
	UNSUCCESSFUL	n/a	n/a	n/a	n/a	n/a	n/a	n/a	n/a	n/a	n/a	n/a	n/a	n/a	n/a			n/a	n/a	n/a
	TOTAL	27	31.03	0	0.00	5	5.75	1	1.15	39	44.83	0	0.00	2	2.30			13	14.94	87
Unit 11																				
TOTAL UNIT																				
	SUCCESSFUL	0	0.00	2	20.00	0	0.00	0	0.00	8	80.00	0	0.00	0	0.00			0	0.00	10
	UNSUCCESSFUL	n/a	n/a	n/a	n/a	n/a	n/a	n/a	n/a	n/a	n/a	n/a	n/a	n/a	n/a			n/a	n/a	n/a
	TOTAL	0	0.00	2	20.00	0	0.00	0	0.00	8	80.00	0	0.00	0	0.00			0	0.00	10
Unit 12																				
TOTAL UNIT																				
	SUCCESSFUL	4	14.81	0	0.00	0	0.00	0	0.00	22	81.48	0	0.00	0	0.00			1	3.70	27
	UNSUCCESSFUL	n/a	n/a	n/a	n/a	n/a	n/a	n/a	n/a	n/a	n/a	n/a	n/a	n/a	n/a			n/a	n/a	n/a
	TOTAL	4	14.81	0	0.00	0	0.00	0	0.00	22	81.48	0	0.00	0	0.00			1	3.70	27
Unit 13																				
Unit/Subunit 13A																				
	SUCCESSFUL	0	0.00	0	0.00	0	0.00	0	0.00	3	75.00	0	0.00	1	25.00			0	0.00	4
	UNSUCCESSFUL	n/a	n/a	n/a	n/a	n/a	n/a	n/a	n/a	n/a	n/a	n/a	n/a	n/a	n/a			n/a	n/a	n/a
	TOTAL	0	0.00	0	0.00	0	0.00	0	0.00	3	75.00	0	0.00	1	25.00			0	0.00	4
Unit/Subunit 13B																				
	SUCCESSFUL	0	0.00	0	0.00	0	0.00	0	0.00	1	100.00	0	0.00	0	0.00			0	0.00	1
	UNSUCCESSFUL	n/a	n/a	n/a	n/a	n/a	n/a	n/a	n/a	n/a	n/a	n/a	n/a	n/a	n/a			n/a	n/a	n/a
	TOTAL	0	0.00	0	0.00	0	0.00	0	0.00	1	100.00	0	0.00	0	0.00			0	0.00	1
Unit/Subunit 13C																				
	SUCCESSFUL	0	0.00	0	0.00	0	0.00	0	0.00	3	100.00	0	0.00	0	0.00			0	0.00	3
	UNSUCCESSFUL	n/a	n/a	n/a	n/a	n/a	n/a	n/a	n/a	n/a	n/a	n/a	n/a	n/a	n/a			n/a	n/a	n/a
	TOTAL	0	0.00	0	0.00	0	0.00	0	0.00	3	100.00	0	0.00	0	0.00			0	0.00	3
Unit/Subunit 13D																				
	SUCCESSFUL	1	8.33	2	16.67	0	0.00	0	0.00	7	58.33	0	0.00	2	16.67			0	0.00	12
	UNSUCCESSFUL	n/a	n/a	n/a	n/a	n/a	n/a	n/a	n/a	n/a	n/a	n/a	n/a	n/a	n/a			n/a	n/a	n/a
	TOTAL	1	8.33	2	16.67	0	0.00	0	0.00	7	58.33	0	0.00	2	16.67			0	0.00	12
Unit/Subunit 13E																				
	SUCCESSFUL	1	6.25	0	0.00	0	0.00	0	0.00	12	75.00	0	0.00	1	6.25			2	12.50	16
	UNSUCCESSFUL	n/a	n/a	n/a	n/a	n/a	n/a	n/a	n/a	n/a	n/a	n/a	n/a	n/a	n/a			n/a	n/a	n/a
	TOTAL	1	6.25	0	0.00	0	0.00	0	0.00	12	75.00	0	0.00	1	6.25			2	12.50	16

1991-92 TRANSPORTATION METHODS BY SPECIES: WOLVERINE

UNIT	SUCCESS	AIRPLANE NUMBER	%	HORSE/ DOG TEAM NUMBER	%	BOAT NUMBER	%	3-OR-4 WHEELER NUMBER	%	SNOWMACHINE NUMBER	%	OFF ROAD VEHICLE NUMBER	%	HIGHWAY VEHICLE NUMBER	%	WALKING (BEARS ONLY) NUMBER	%	UNKNOWN NUMBER	%	TOTAL NUMBER
Unit 13																				
TOTAL UNIT																				
	SUCCESSFUL	2	5.56	2	5.56	0	0.00	0	0.00	26	72.22	0	0.00	4	11.11			2	5.56	36
	UNSUCCESSFUL	n/a	n/a	n/a	n/a	n/a	n/a	n/a	n/a	n/a	n/a	n/a	n/a	n/a	n/a			n/a	n/a	n/a
	TOTAL	2	5.56	2	5.56	0	0.00	0	0.00	26	72.22	0	0.00	4	11.11			2	5.56	36
Unit 14																				
Unit/Subunit 14A																				
	SUCCESSFUL	2	66.67	0	0.00	0	0.00	1	33.33	0	0.00	0	0.00	0	0.00			0	0.00	3
	UNSUCCESSFUL	n/a	n/a	n/a	n/a	n/a	n/a	n/a	n/a	n/a	n/a	n/a	n/a	n/a	n/a			n/a	n/a	n/a
	TOTAL	2	66.67	0	0.00	0	0.00	1	33.33	0	0.00	0	0.00	0	0.00			0	0.00	3
Unit/Subunit 14B																				
	SUCCESSFUL	0	0.00	0	0.00	0	0.00	0	0.00	2	66.67	0	0.00	0	0.00			1	33.33	3
	UNSUCCESSFUL	n/a	n/a	n/a	n/a	n/a	n/a	n/a	n/a	n/a	n/a	n/a	n/a	n/a	n/a			n/a	n/a	n/a
	TOTAL	0	0.00	0	0.00	0	0.00	0	0.00	2	66.67	0	0.00	0	0.00			1	33.33	3
Unit/Subunit 14C																				
	SUCCESSFUL	1	100.00	0	0.00	0	0.00	0	0.00	0	0.00	0	0.00	0	0.00			0	0.00	1
	UNSUCCESSFUL	n/a	n/a	n/a	n/a	n/a	n/a	n/a	n/a	n/a	n/a	n/a	n/a	n/a	n/a			n/a	n/a	n/a
	TOTAL	1	100.00	0	0.00	0	0.00	0	0.00	0	0.00	0	0.00	0	0.00			0	0.00	1
TOTAL UNIT																				
	SUCCESSFUL	3	42.86	0	0.00	0	0.00	1	14.29	2	28.57	0	0.00	0	0.00			1	14.29	7
	UNSUCCESSFUL	n/a	n/a	n/a	n/a	n/a	n/a	n/a	n/a	n/a	n/a	n/a	n/a	n/a	n/a			n/a	n/a	n/a
	TOTAL	3	42.86	0	0.00	0	0.00	1	14.29	2	28.57	0	0.00	0	0.00			1	14.29	7
Unit 15																				
Unit/Subunit 15C																				
	SUCCESSFUL	0	0.00	0	0.00	0	0.00	0	0.00	2	66.67	0	0.00	0	0.00			1	33.33	3
	UNSUCCESSFUL	n/a	n/a	n/a	n/a	n/a	n/a	n/a	n/a	n/a	n/a	n/a	n/a	n/a	n/a			n/a	n/a	n/a
	TOTAL	0	0.00	0	0.00	0	0.00	0	0.00	2	66.67	0	0.00	0	0.00			1	33.33	3
TOTAL UNIT																				
	SUCCESSFUL	0	0.00	0	0.00	0	0.00	0	0.00	2	66.67	0	0.00	0	0.00			1	33.33	3
	UNSUCCESSFUL	n/a	n/a	n/a	n/a	n/a	n/a	n/a	n/a	n/a	n/a	n/a	n/a	n/a	n/a			n/a	n/a	n/a
	TOTAL	0	0.00	0	0.00	0	0.00	0	0.00	2	66.67	0	0.00	0	0.00			1	33.33	3
Unit 16																				
Unit/Subunit 16A																				
	SUCCESSFUL	0	0.00	0	0.00	0	0.00	0	0.00	1	50.00	0	0.00	1	50.00			0	0.00	2
	UNSUCCESSFUL	n/a	n/a	n/a	n/a	n/a	n/a	n/a	n/a	n/a	n/a	n/a	n/a	n/a	n/a			n/a	n/a	n/a
	TOTAL	0	0.00	0	0.00	0	0.00	0	0.00	1	50.00	0	0.00	1	50.00			0	0.00	2
Unit/Subunit 16B																				
	SUCCESSFUL	7	38.89	0	0.00	0	0.00	0	0.00	10	55.56	1	5.56	0	0.00			0	0.00	18
	UNSUCCESSFUL	n/a	n/a	n/a	n/a	n/a	n/a	n/a	n/a	n/a	n/a	n/a	n/a	n/a	n/a			n/a	n/a	n/a
	TOTAL	7	38.89	0	0.00	0	0.00	0	0.00	10	55.56	1	5.56	0	0.00			0	0.00	18

1991-92 TRANSPORTATION METHODS BY SPECIES: WOLVERINE

UNIT	SUCCESS	AIRPLANE NUMBER	AIRPLANE %	HORSE/ DOG TEAM NUMBER	HORSE/ DOG TEAM %	BOAT NUMBER	BOAT %	3-OR-4 WHEELER NUMBER	3-OR-4 WHEELER %	SNOWMACHINE NUMBER	SNOWMACHINE %	OFF ROAD VEHICLE NUMBER	OFF ROAD VEHICLE %	HIGHWAY VEHICLE NUMBER	HIGHWAY VEHICLE %	WALKING (BEARS ONLY) NUMBER	WALKING (BEARS ONLY) %	UNKNOWN NUMBER	UNKNOWN %	TOTAL NUMBER
Unit 16																				
TOTAL UNIT																				
	SUCCESSFUL	7	35.00	0	0.00	0	0.00	0	0.00	11	55.00	1	5.00	1	5.00			0	0.00	20
	UNSUCCESSFUL	n/a	n/a	n/a	n/a	n/a	n/a	n/a	n/a	n/a	n/a	n/a	n/a	n/a	n/a			n/a	n/a	n/a
	TOTAL	7	35.00	0	0.00	0	0.00	0	0.00	11	55.00	1	5.00	1	5.00			0	0.00	20
Unit 17																				
Unit/Subunit 17A																				
	SUCCESSFUL	0	0.00	0	0.00	0	0.00	0	0.00	3	100.00	0	0.00	0	0.00			0	0.00	3
	UNSUCCESSFUL	n/a	n/a	n/a	n/a	n/a	n/a	n/a	n/a	n/a	n/a	n/a	n/a	n/a	n/a			n/a	n/a	n/a
	TOTAL	0	0.00	0	0.00	0	0.00	0	0.00	3	100.00	0	0.00	0	0.00			0	0.00	3
Unit/Subunit 17B																				
	SUCCESSFUL	9	23.08	0	0.00	0	0.00	0	0.00	27	69.23	0	0.00	0	0.00			3	7.69	39
	UNSUCCESSFUL	n/a	n/a	n/a	n/a	n/a	n/a	n/a	n/a	n/a	n/a	n/a	n/a	n/a	n/a			n/a	n/a	n/a
	TOTAL	9	23.08	0	0.00	0	0.00	0	0.00	27	69.23	0	0.00	0	0.00			3	7.69	39
Unit/Subunit 17C																				
	SUCCESSFUL	0	0.00	0	0.00	0	0.00	0	0.00	9	100.00	0	0.00	0	0.00			0	0.00	9
	UNSUCCESSFUL	n/a	n/a	n/a	n/a	n/a	n/a	n/a	n/a	n/a	n/a	n/a	n/a	n/a	n/a			n/a	n/a	n/a
	TOTAL	0	0.00	0	0.00	0	0.00	0	0.00	9	100.00	0	0.00	0	0.00			0	0.00	9
TOTAL UNIT																				
	SUCCESSFUL	9	17.65	0	0.00	0	0.00	0	0.00	39	76.47	0	0.00	0	0.00			3	5.88	51
	UNSUCCESSFUL	n/a	n/a	n/a	n/a	n/a	n/a	n/a	n/a	n/a	n/a	n/a	n/a	n/a	n/a			n/a	n/a	n/a
	TOTAL	9	17.65	0	0.00	0	0.00	0	0.00	39	76.47	0	0.00	0	0.00			3	5.88	51
Unit 18																				
TOTAL UNIT																				
	SUCCESSFUL	0	0.00	0	0.00	0	0.00	0	0.00	6	100.00	0	0.00	0	0.00			0	0.00	6
	UNSUCCESSFUL	n/a	n/a	n/a	n/a	n/a	n/a	n/a	n/a	n/a	n/a	n/a	n/a	n/a	n/a			n/a	n/a	n/a
	TOTAL	0	0.00	0	0.00	0	0.00	0	0.00	6	100.00	0	0.00	0	0.00			0	0.00	6
Unit 19																				
Unit/Subunit 19A																				
	SUCCESSFUL	3	60.00	1	20.00	0	0.00	0	0.00	1	20.00	0	0.00	0	0.00			0	0.00	5
	UNSUCCESSFUL	n/a	n/a	n/a	n/a	n/a	n/a	n/a	n/a	n/a	n/a	n/a	n/a	n/a	n/a			n/a	n/a	n/a
	TOTAL	3	60.00	1	20.00	0	0.00	0	0.00	1	20.00	0	0.00	0	0.00			0	0.00	5
Unit/Subunit 19B																				
	SUCCESSFUL	6	42.86	0	0.00	0	0.00	2	14.29	6	42.86	0	0.00	0	0.00			0	0.00	14
	UNSUCCESSFUL	n/a	n/a	n/a	n/a	n/a	n/a	n/a	n/a	n/a	n/a	n/a	n/a	n/a	n/a			n/a	n/a	n/a
	TOTAL	6	42.86	0	0.00	0	0.00	2	14.29	6	42.86	0	0.00	0	0.00			0	0.00	14
Unit/Subunit 19C																				
	SUCCESSFUL	14	56.00	1	4.00	0	0.00	0	0.00	10	40.00	0	0.00	0	0.00			0	0.00	25
	UNSUCCESSFUL	n/a	n/a	n/a	n/a	n/a	n/a	n/a	n/a	n/a	n/a	n/a	n/a	n/a	n/a			n/a	n/a	n/a
	TOTAL	14	56.00	1	4.00	0	0.00	0	0.00	10	40.00	0	0.00	0	0.00			0	0.00	25

1991-92 TRANSPORTATION METHODS BY SPECIES: WOLVERINE

UNIT	SUCCESS	AIRPLANE NUMBER	%	HORSE/ DOG TEAM NUMBER	%	BOAT NUMBER	%	3-OR-4 WHEELER NUMBER	%	SNOWMACHINE NUMBER	%	OFF ROAD VEHICLE NUMBER	%	HIGHWAY VEHICLE NUMBER	%	WALKING (BEARS ONLY) NUMBER	%	UNKNOWN NUMBER	%	TOTAL NUMBER
Unit 19																				
Unit/Subunit 19D																				
	SUCCESSFUL	3	37.50	1	12.50	0	0.00	0	0.00	4	50.00	0	0.00	0	0.00			0	0.00	8
	UNSUCCESSFUL	n/a	n/a	n/a	n/a	n/a	n/a	n/a	n/a	n/a	n/a	n/a	n/a	n/a	n/a			n/a	n/a	n/a
	TOTAL	3	37.50	1	12.50	0	0.00	0	0.00	4	50.00	0	0.00	0	0.00			0	0.00	8
TOTAL UNIT																				
	SUCCESSFUL	26	50.00	3	5.77	0	0.00	2	3.85	21	40.38	0	0.00	0	0.00			0	0.00	52
	UNSUCCESSFUL	n/a	n/a	n/a	n/a	n/a	n/a	n/a	n/a	n/a	n/a	n/a	n/a	n/a	n/a			n/a	n/a	n/a
	TOTAL	26	50.00	3	5.77	0	0.00	2	3.85	21	40.38	0	0.00	0	0.00			0	0.00	52
Unit 20																				
Unit/Subunit 20A																				
	SUCCESSFUL	1	6.67	2	13.33	0	0.00	0	0.00	12	80.00	0	0.00	0	0.00			0	0.00	15
	UNSUCCESSFUL	n/a	n/a	n/a	n/a	n/a	n/a	n/a	n/a	n/a	n/a	n/a	n/a	n/a	n/a			n/a	n/a	n/a
	TOTAL	1	6.67	2	13.33	0	0.00	0	0.00	12	80.00	0	0.00	0	0.00			0	0.00	15
Unit/Subunit 20B																				
	SUCCESSFUL	0	0.00	0	0.00	0	0.00	0	0.00	8	100.00	0	0.00	0	0.00			0	0.00	8
	UNSUCCESSFUL	n/a	n/a	n/a	n/a	n/a	n/a	n/a	n/a	n/a	n/a	n/a	n/a	n/a	n/a			n/a	n/a	n/a
	TOTAL	0	0.00	0	0.00	0	0.00	0	0.00	8	100.00	0	0.00	0	0.00			0	0.00	8
Unit/Subunit 20C																				
	SUCCESSFUL	0	0.00	2	13.33	0	0.00	0	0.00	13	86.67	0	0.00	0	0.00			0	0.00	15
	UNSUCCESSFUL	n/a	n/a	n/a	n/a	n/a	n/a	n/a	n/a	n/a	n/a	n/a	n/a	n/a	n/a			n/a	n/a	n/a
	TOTAL	0	0.00	2	13.33	0	0.00	0	0.00	13	86.67	0	0.00	0	0.00			0	0.00	15
Unit/Subunit 20D																				
	SUCCESSFUL	4	33.33	1	8.33	0	0.00	0	0.00	6	50.00	0	0.00	1	8.33			0	0.00	12
	UNSUCCESSFUL	n/a	n/a	n/a	n/a	n/a	n/a	n/a	n/a	n/a	n/a	n/a	n/a	n/a	n/a			n/a	n/a	n/a
	TOTAL	4	33.33	1	8.33	0	0.00	0	0.00	6	50.00	0	0.00	1	8.33			0	0.00	12
Unit/Subunit 20E																				
	SUCCESSFUL	4	44.44	0	0.00	0	0.00	0	0.00	4	44.44	0	0.00	0	0.00			1	11.11	9
	UNSUCCESSFUL	n/a	n/a	n/a	n/a	n/a	n/a	n/a	n/a	n/a	n/a	n/a	n/a	n/a	n/a			n/a	n/a	n/a
	TOTAL	4	44.44	0	0.00	0	0.00	0	0.00	4	44.44	0	0.00	0	0.00			1	11.11	9
Unit/Subunit 20F																				
	SUCCESSFUL	0	0.00	1	50.00	0	0.00	0	0.00	1	50.00	0	0.00	0	0.00			0	0.00	2
	UNSUCCESSFUL	n/a	n/a	n/a	n/a	n/a	n/a	n/a	n/a	n/a	n/a	n/a	n/a	n/a	n/a			n/a	n/a	n/a
	TOTAL	0	0.00	1	50.00	0	0.00	0	0.00	1	50.00	0	0.00	0	0.00			0	0.00	2
TOTAL UNIT																				
	SUCCESSFUL	9	14.75	6	9.84	0	0.00	0	0.00	44	72.13	0	0.00	1	1.64			1	1.64	61
	UNSUCCESSFUL	n/a	n/a	n/a	n/a	n/a	n/a	n/a	n/a	n/a	n/a	n/a	n/a	n/a	n/a			n/a	n/a	n/a
	TOTAL	9	14.75	6	9.84	0	0.00	0	0.00	44	72.13	0	0.00	1	1.64			1	1.64	61
Unit 21																				
Unit/Subunit 21A																				
	SUCCESSFUL	0	0.00	0	0.00	0	0.00	0	0.00	9	100.00	0	0.00	0	0.00			0	0.00	9
	UNSUCCESSFUL	n/a	n/a	n/a	n/a	n/a	n/a	n/a	n/a	n/a	n/a	n/a	n/a	n/a	n/a			n/a	n/a	n/a
	TOTAL	0	0.00	0	0.00	0	0.00	0	0.00	9	100.00	0	0.00	0	0.00			0	0.00	9

1991-92 TRANSPORTATION METHODS BY SPECIES: WOLVERINE

UNIT	SUCCESS	AIRPLANE NUMBER	%	HORSE/ DOG TEAM NUMBER	%	BOAT NUMBER	%	3-OR-4 WHEELER NUMBER	%	SNOWMACHINE NUMBER	%	OFF ROAD VEHICLE NUMBER	%	HIGHWAY VEHICLE NUMBER	%	WALKING (BEARS ONLY) NUMBER	%	UNKNOWN NUMBER	%	TOTAL NUMBER
Unit 21																				
Unit/Subunit 21B																				
	SUCCESSFUL	0	0.00	0	0.00	0	0.00	0	0.00	4	100.00	0	0.00	0	0.00			0	0.00	4
	UNSUCCESSFUL	n/a	n/a	n/a	n/a	n/a	n/a	n/a	n/a	n/a	n/a	n/a	n/a	n/a	n/a			n/a	n/a	n/a
	TOTAL	0	0.00	0	0.00	0	0.00	0	0.00	4	100.00	0	0.00	0	0.00			0	0.00	4
Unit/Subunit 21D																				
	SUCCESSFUL	0	0.00	0	0.00	0	0.00	0	0.00	6	75.00	0	0.00	0	0.00			2	25.00	8
	UNSUCCESSFUL	n/a	n/a	n/a	n/a	n/a	n/a	n/a	n/a	n/a	n/a	n/a	n/a	n/a	n/a			n/a	n/a	n/a
	TOTAL	0	0.00	0	0.00	0	0.00	0	0.00	6	75.00	0	0.00	0	0.00			2	25.00	8
Unit/Subunit 21E																				
	SUCCESSFUL	0	0.00	0	0.00	0	0.00	0	0.00	8	100.00	0	0.00	0	0.00			0	0.00	8
	UNSUCCESSFUL	n/a	n/a	n/a	n/a	n/a	n/a	n/a	n/a	n/a	n/a	n/a	n/a	n/a	n/a			n/a	n/a	n/a
	TOTAL	0	0.00	0	0.00	0	0.00	0	0.00	8	100.00	0	0.00	0	0.00			0	0.00	8
TOTAL UNIT																				
	SUCCESSFUL	0	0.00	0	0.00	0	0.00	0	0.00	27	93.10	0	0.00	0	0.00			2	6.90	29
	UNSUCCESSFUL	n/a	n/a	n/a	n/a	n/a	n/a	n/a	n/a	n/a	n/a	n/a	n/a	n/a	n/a			n/a	n/a	n/a
	TOTAL	0	0.00	0	0.00	0	0.00	0	0.00	27	93.10	0	0.00	0	0.00			2	6.90	29
Unit 23																				
TOTAL UNIT																				
	SUCCESSFUL	0	0.00	0	0.00	0	0.00	0	0.00	31	100.00	0	0.00	0	0.00			0	0.00	31
	UNSUCCESSFUL	n/a	n/a	n/a	n/a	n/a	n/a	n/a	n/a	n/a	n/a	n/a	n/a	n/a	n/a			n/a	n/a	n/a
	TOTAL	0	0.00	0	0.00	0	0.00	0	0.00	31	100.00	0	0.00	0	0.00			0	0.00	31
Unit 24																				
TOTAL UNIT																				
	SUCCESSFUL	0	0.00	0	0.00	0	0.00	0	0.00	27	96.43	0	0.00	1	3.57			0	0.00	28
	UNSUCCESSFUL	n/a	n/a	n/a	n/a	n/a	n/a	n/a	n/a	n/a	n/a	n/a	n/a	n/a	n/a			n/a	n/a	n/a
	TOTAL	0	0.00	0	0.00	0	0.00	0	0.00	27	96.43	0	0.00	1	3.57			0	0.00	28
Unit 25																				
Unit/Subunit 25A																				
	SUCCESSFUL	0	0.00	1	4.35	0	0.00	0	0.00	22	95.65	0	0.00	0	0.00			0	0.00	23
	UNSUCCESSFUL	n/a	n/a	n/a	n/a	n/a	n/a	n/a	n/a	n/a	n/a	n/a	n/a	n/a	n/a			n/a	n/a	n/a
	TOTAL	0	0.00	1	4.35	0	0.00	0	0.00	22	95.65	0	0.00	0	0.00			0	0.00	23
Unit/Subunit 25B																				
	SUCCESSFUL	1	5.26	6	31.58	0	0.00	0	0.00	12	63.16	0	0.00	0	0.00			0	0.00	19
	UNSUCCESSFUL	n/a	n/a	n/a	n/a	n/a	n/a	n/a	n/a	n/a	n/a	n/a	n/a	n/a	n/a			n/a	n/a	n/a
	TOTAL	1	5.26	6	31.58	0	0.00	0	0.00	12	63.16	0	0.00	0	0.00			0	0.00	19
Unit/Subunit 25C																				
	SUCCESSFUL	0	0.00	0	0.00	0	0.00	0	0.00	2	100.00	0	0.00	0	0.00			0	0.00	2
	UNSUCCESSFUL	n/a	n/a	n/a	n/a	n/a	n/a	n/a	n/a	n/a	n/a	n/a	n/a	n/a	n/a			n/a	n/a	n/a
	TOTAL	0	0.00	0	0.00	0	0.00	0	0.00	2	100.00	0	0.00	0	0.00			0	0.00	2

1991-92 TRANSPORTATION METHODS BY SPECIES: WOLVERINE

UNIT	SUCCESS	AIRPLANE NUMBER	%	HORSE/ DOG TEAM NUMBER	%	BOAT NUMBER	%	3-OR-4 WHEELER NUMBER	%	SNOWMACHINE NUMBER	%	OFF ROAD VEHICLE NUMBER	%	HIGHWAY VEHICLE NUMBER	%	WALKING (BEARS ONLY) NUMBER	%	UNKNOWN NUMBER	%	TOTAL NUMBER
Unit 25																				
Unit/Subunit 25D																				
	SUCCESSFUL	0	0.00	0	0.00	0	0.00	0	0.00	7	100.00	0	0.00	0	0.00			0	0.00	7
	UNSUCCESSFUL	n/a	n/a	n/a	n/a	n/a	n/a	n/a	n/a	n/a	n/a	n/a	n/a	n/a	n/a			n/a	n/a	n/a
	TOTAL	0	0.00	0	0.00	0	0.00	0	0.00	7	100.00	0	0.00	0	0.00			0	0.00	7
TOTAL UNIT																				
	SUCCESSFUL	1	1.96	7	13.73	0	0.00	0	0.00	43	84.31	0	0.00	0	0.00			0	0.00	51
	UNSUCCESSFUL	n/a	n/a	n/a	n/a	n/a	n/a	n/a	n/a	n/a	n/a	n/a	n/a	n/a	n/a			n/a	n/a	n/a
	TOTAL	1	1.96	7	13.73	0	0.00	0	0.00	43	84.31	0	0.00	0	0.00			0	0.00	51
Unit 26																				
Unit/Subunit 26A																				
	SUCCESSFUL	1	50.00	0	0.00	0	0.00	0	0.00	1	50.00	0	0.00	0	0.00			0	0.00	2
	UNSUCCESSFUL	n/a	n/a	n/a	n/a	n/a	n/a	n/a	n/a	n/a	n/a	n/a	n/a	n/a	n/a			n/a	n/a	n/a
	TOTAL	1	50.00	0	0.00	0	0.00	0	0.00	1	50.00	0	0.00	0	0.00			0	0.00	2
Unit/Subunit 26B																				
	SUCCESSFUL	0	0.00	1	50.00	0	0.00	0	0.00	0	0.00	0	0.00	1	50.00			0	0.00	2
	UNSUCCESSFUL	n/a	n/a	n/a	n/a	n/a	n/a	n/a	n/a	n/a	n/a	n/a	n/a	n/a	n/a			n/a	n/a	n/a
	TOTAL	0	0.00	1	50.00	0	0.00	0	0.00	0	0.00	0	0.00	1	50.00			0	0.00	2
Unit/Subunit 26C																				
	SUCCESSFUL	0	0.00	0	0.00	0	0.00	0	0.00	1	100.00	0	0.00	0	0.00			0	0.00	1
	UNSUCCESSFUL	n/a	n/a	n/a	n/a	n/a	n/a	n/a	n/a	n/a	n/a	n/a	n/a	n/a	n/a			n/a	n/a	n/a
	TOTAL	0	0.00	0	0.00	0	0.00	0	0.00	1	100.00	0	0.00	0	0.00			0	0.00	1
TOTAL UNIT																				
	SUCCESSFUL	1	20.00	1	20.00	0	0.00	0	0.00	2	40.00	0	0.00	1	20.00			0	0.00	5
	UNSUCCESSFUL	n/a	n/a	n/a	n/a	n/a	n/a	n/a	n/a	n/a	n/a	n/a	n/a	n/a	n/a			n/a	n/a	n/a
	TOTAL	1	20.00	1	20.00	0	0.00	0	0.00	2	40.00	0	0.00	1	20.00			0	0.00	5
TOTAL STATEWIDE																				
	SUCCESSFUL	91	16.73	22	4.04	14	2.57	4	0.74	373	68.57	1	0.18	14	2.57			25	4.60	544
	UNSUCCESSFUL	n/a	n/a	n/a	n/a	n/a	n/a	n/a	n/a	n/a	n/a	n/a	n/a	n/a	n/a			n/a	n/a	n/a
	TOTAL	91	16.73	22	4.04	14	2.57	4	0.74	373	68.57	1	0.18	14	2.57			25	4.60	544



1991-92 ALASKA HUNTING AND TRAPPING REGULATIONS AND SEASONS

The Regulations and Seasons section of this book lists all hunting and trapping seasons open in Alaska during regulatory year 1991-92. The descriptions of the seasons, bag limits, hunt areas, and methods and means are the same as those listed in *Alaska Game Regulations, no. 31, effective July 1, 1991 - June 30, 1992* -- with one exception:

The *season dates*, defined hunt areas and/or bag limits *have been adjusted to reflect actual opening and closing dates*, boundary changes or hunt conditions as mandated by Emergency Orders issued by state biologists.

You should be aware that adjustment of season lengths is only one method by which harvest levels may be manipulated from year to year. When comparing differences in harvest levels between years, possible differences in season lengths, size and location of hunt areas, bag limits and methods and means should be kept in mind. For a more detailed discussion of the limitations of multi-year comparisons, please refer to the *Introduction/How To Use This Book* section.

BEAVER -- TRAPPING

Game Management Unit and Bag Limits	Subsistence/ Resident Open Seasons	Nonresident Open Seasons
Units 1 (except **1(D)**), **2, 3** (except Mitkof Island), **and 4** (that portion east of Chatham Strait) No limit	Dec. 1--May 15	Dec. 1--May 15
Unit 1(D)	No open season	No open season
Unit 3, Mitkof Island No limit	Dec. 1--April 15	Dec. 1--April 15
Unit 4 (that portion west of Chatham Strait)	No open season	No open season
Unit 5 No limit	Nov. 10--May 15	Nov. 10--May 15
Unit 6, 7, and 15 Twenty per season	Feb. 1--Mar. 31	Feb. 1--Mar. 31
Units 8, 11, 13, 14(A), 14(B), and 16 Thirty per season	Nov. 10--Apr. 30	Nov. 10--Apr. 30
Unit 9 Forty per season	Jan. 1--Mar. 31	Jan. 1--Mar. 31
Units 10 and 26	No open season	No open season
Unit 12 Fifteen per season	Nov. 1--Apr. 15	Nov. 1--Apr. 15
Unit 14(C), that portion within the drainages of Glacier Creek, Kern Creek, Peterson Creek, and Twentymile River Twenty per season	Feb. 1--Mar. 31	Feb. 1--Mar. 31
Remainder of Unit 14(C)	No open season	No open season
Unit 17(A) Twenty per season	Jan. 1--Jan. 31	Jan. 1--Jan. 31
Units 17(B) and 17(C) Twenty per season	Jan. 1--Feb. 28	Jan. 1--Feb. 28
Unit 18 No limit	Nov. 1--June 10	Nov. 1--June 10
Units 19, 21, and 24 Fifty per season	Nov. 1--Apr. 15	Nov. 1--Apr. 15
Unit 20(A) Twenty five per season	Feb. 1--Apr. 15	Feb. 1--Apr. 15
Unit 20(B), that portion of the Chena River downstream from its confluence with the Little Chena River, and Badger (Piledriver) Slough downstream from Plack Road	No open season	No open season
Remainder of Unit 20(B), and Units 20(C), 20(E), and that portion of Unit 20(D) draining into the north bank of the Tanana River, including the islands in the Tanana River Twenty five per season	Nov. 1--Apr. 15	Nov. 1--Apr. 15
Remainder of Unit 20(D) Fifteen per season	Feb. 1--Apr. 15	Feb. 1--Apr. 15

BEAVER -- TRAPPING

Units 20(F) and 25 (except Unit 25(C)) Fifty per season	Nov. 1--Apr. 15	Nov. 1--Apr. 15
Units 22(A) and 22(B) Fifty per season	Nov. 1--June 10	Nov. 1--June 10
Remainder of Unit 22 Fifty per season	Nov. 1--Apr. 15	Nov. 1--Apr. 15
Unit 23, the Kobuk and Selawik River drainages Fifty per season	Nov. 1--June 10	Nov. 1--June 10
Remainder of Unit 23 Thirty per season	Nov. 1--June 10	Nov. 1--June 10
Unit 25(C) Twenty five per season	Nov. 1--Apr. 15	Nov. 1--Apr. 15

BISON

Game Management Unit and Bag Limits	**Subsistence/ Resident Open Seasons**	**Nonresident Open Seasons**
Unit 11, drainages of the Chitina River east of the Chakina River and south and east of the Nizina River	No open season	No open season
Unit 11, east of the Copper River, south of the Nadina River, Nadina Glacier, and Sanford Glacier, and west of a line from Mount Sanford to Mount Wrangell to Long Glacier, and west of the Kotsina River	No open season	No open season
Unit 19 One bison every 5 reg. years by drawing permit only. Up to 100 permits may be issued	Aug. 22--Sep. 30 Mar. 1--Mar. 31	Aug. 22--Sep. 30 Mar. 1--Mar. 31
Unit 20(D) One bison every 5 reg. years by drawing permit only. Up to 100 permits may be issued.	Oct. 7--Mar. 31	Oct. 7--Mar. 31

BLACK BEAR

Game Management Unit and Bag Limits	**Subsistence/ Resident Open Seasons**	**Nonresident Open Seasons**
Units 1, 2, 3, and 5		
SUBSISTENCE/RESIDENT HUNTERS: Two bears, not more than one of which may be a blue or glacier bear	Sep. 1--June 30	
NONRESIDENT HUNTERS: One bear		Sep. 1--June 30
Unit 6 One bear	No closed season	No closed season
Units 7, 9, 11--13 and 15--26 Three bears	No closed season	No closed season
Unit 14 One bear	No closed season	No closed season

BRANT

Game Management Unit and Bag Limits	Subsistence/ Resident Open Seasons	Nonresident Open Seasons
Units 1-7, 9, 10 (Unimak Island only) and 11-26 Two a day, four in possession	Sep. 1--Dec. 16	Sep. 1--Dec. 16
Units 8 and 10 (except Unimak Island) Two a day, four in possession	Oct. 8--Jan. 22	Oct. 8--Jan. 22

BROWN BEAR and GRIZZLY BEAR

Game Management Unit and Bag Limits	Subsistence/ Resident Open Seasons	Nonresident Open Seasons
Unit 1 One bear every four regulatory years by registration permit only	Sep. 15--Dec. 31 Mar. 15--May 31	Sep. 15--Dec. 31 Mar. 15--May 31
Units 2 and 3	No open season	No open season
Unit 4, Chichagof Island south and west of a line which follows the crest of the island from Rock Point (58° N. lat., 136° 21 'W. long.), to Rodgers Point (57° 35 'N. lat., 135° 33' W. long.), including Yakobi and other adjacent islands; Baranof Island south and west of a line which follows the crest of the island from Nismeni Point (57° 34' N. lat., 135° 25' W. long.), to the entrance of Gut Bay (56° 44' N. lat., 134° 38' W. long.), including the drainages into Gut Bay and including Kruzof and other adjacent islands One bear every four regulatory years by registration permit only	Sep. 15--Dec. 31 Mar. 15--May 31	Sep. 15--Dec. 31 Mar. 15--May 31
Unit 4, that portion in the Northeast Chichagof Controlled Use Area One bear every four regulatory years by registration permit only	Mar. 15--May 20	Mar. 15--May 20
Remainder of Unit 4 One bear every four regulatory years by registration permit only	Sep. 15--Dec. 31 Mar. 15--May 20	Sep. 15--Dec. 31 Mar. 15--May 20
Unit 5 One bear every four regulatory years	Sep. 1--May 31	Sep. 1--May 31
Unit 6, Montague Island One bear every four regulatory years	Apr. 1--May 15	Apr. 1--May 15
Remainder of Unit 6 One bear every four regulatory years	Sep. 1--May 31	Sep. 1--May 31
Units 7 and 15 One bear every four regulatory years	Sep. 15--Oct. 15 May 10--May 25	Sep. 15--Oct. 15 May 10--May 25
Unit 8, that portion of Kodiak Island east of a line from the mouth of Saltery Creek to Crag Point, and Spruce Island One bear every four regulatory years by registration permit only	Oct. 25--Nov. 30 Apr. 1--May 15	Oct. 25--Nov. 30 Apr. 1--May 15

BROWN BEAR

Remainder of Unit 8 One bear every four regulatory years, by permit only. Residents, and nonresidents accompanied by residents within the second degree of kindred, may take bear by drawing permit only; nonresidents guided by a registered, master or Class A assistant guide may take bear by registration permit only	Oct. 25--Nov. 30 Apr. 1--May 15	Oct. 25--Nov. 30 Apr. 1--May 15
Unit 9(A), that portion draining into Kamishak Bay from Contact Point south to the boundary of McNeil River State Game Sanctuary	No open season	No open season
Remainder of Unit 9(A) and 9(B) One bear every four regulatory years	Oct. 1--Oct. 21 (Odd-numbered years only, general hunt only) May 10--May 25 (Even-numbered years only, general hunt only)	Oct. 1--Oct. 21 (Odd-numbered years only) May 10--May 25 (Even-numbered years only)
Unit 9(C), Naknek River drainage One bear every four regulatory years by registration permit only	Sep. 1--Oct. 31 May 1--June 30	Sep. 1--Oct. 31 May 1--June 30
Unit 9(D), south and west of a line from Moffett Point to the eastern side of the eastern entrance of Kinzarof Lagoon, and north of a line from the base of Cape Glazenap to Frosty Peak to Frosty Peak to the mouth of Old Man Lagoon One bear every four years by registration permit only. The season will be closed by emergency order when allowable harvest is reached	Oct. 1--Oct. 9 (Odd-numbered years only) May 10--May 19 (Even-numbered years only)	Oct. 1--Oct.9 (Odd-numbered years only) May 10--May 19 (Even-numbered years only)
Remainder of Unit 9(C) and 9(D) and 9(E) One bear every four regulatory years.	Oct. 7--Oct. 21 (Odd-numbered years only) May 10--May 25 (Even-numbered years only)	Oct. 7--Oct. 21 (Odd-numbered years only) May 10--May 25 (Even-numbered years only)
Unit 10, (Unimak Island) One bear every four regulatory years by drawing permitonly. Up to 15 permits may be issued	Oct. 1--Oct. 21 May 10--May 25	Oct. 1--Oct. 21 May 10--May 25
Unit 11 One bear every four regulatory years	Sep. 1--Oct. 31 Apr. 25--May 31	Sep. 1--Oct. 31 Apr. 25--May 31
Unit 12 One bear every four regulatory years	Sep. 1--May 31	Sep. 1--May 31
Units 13(A), 13(B), 13(C), and 13(E) One bear every four regulatory years	Sep. 10--May 31	Sep. 10--May 31
Unit 13(D) One bear every four regulatory years	Sep. 1--May 31	Sep. 1--May 31
Units 14(A) and 14(C) One bear every four regulatory years	Sep. 1--Oct. 10	Sep. 1--Oct. 10
Unit 14(B) One bear every four regulatory years	Sep. 1--Oct. 31 May 10--May 25	Sep. 1--Oct. 31 May 10--May 25
Unit 16 One bear every four regulatory years	Sep. 1--May 25	Sep. 1--May 25

BROWN BEAR

Units 17(A) and 17(C) One bear every four regulatory years	Sep. 10--Oct. 10 May 10--May 25	Sep. 10--Oct. 10 May 10--May 25
Unit 17(B) One bear every four regulatory years	Sep. 20--Oct. 10 May 10--May 25	Sep. 20--Oct. 10 May 10--May 25
Unit 18 One bear every four regulatory years	Sep. 10--Oct. 10 April 10--May 25	Sep. 10--Oct. 10 May 10--May 25
Units 19(A), 19(D), Unit 20 (except 20(E)), 21, and 24 One bear every four regulatory years	Sep. 1--May 31	Sep. 1--May 31
Unit 19(B) and 19(C) One bear every four regulatory years	Sep. 10--May 25	Sep. 10--May 25
Unit 20(E) One bear. A bear taken in this unit does not count against the one bear every 4 years bag limits in other units; however, no person may take more than 1 bear, statewide, per regulatory year.	Aug. 10--June 30	Aug. 10--June 30
Unit 22(A) One bear every four regulatory years	Sep. 1--Oct. 31 Apr. 15--May 25	Sep. 1--Oct. 31 Apr. 15--May 25
Unit 22(C)		
SUBSISTENCE/RESIDENT HUNTERS: One bear every four regulatory years	Sep. 1--Oct. 31 May 10--May 25	
NONRESIDENT HUNTERS: One bear every four regulatory years by drawing permit only. Up to 20 permits may be issued for this hunt in combination with the remainder of Unit 22		Sep. 1--Oct. 31 May 10--May 25
Remainder of Unit 22		
RESIDENT HUNTERS: One bear every four regulatory years	Sep. 1--Oct. 31 Apr. 15--May 25	
NONRESIDENT HUNTERS: One bear every four regulatory year by drawing permit only. 20 permits may be issued for this hunt in combination with the hunt in Unit 22(C)		Sep. 1--Oct. 31 Apr. 15--May 25
Unit 23		
SUBSISTENCE/RESIDENT HUNTERS: One bear every four regulatory years	Sep. 1--Oct. 10 Apr. 15--May 25	
NONRESIDENT HUNTERS: One bear every four regulatory years by drawing permit only. 25 permits may be issued		Sep. 1--Oct. 10 Apr. 15--May 25
Unit 25(A), within the Hodzana River drainage One bear every four regulatory years	Sep. 1--May 20	Sep. 1--May 20
Remainder of Unit 25(A)		
SUBSISTENCE/RESIDENT HUNTERS: One bear every four regulatory years	Sep. 1--May 20	

BROWN BEAR

NONRESIDENT HUNTERS: One bear every four regulatory years by drawing permit only. Up to 27 permits may be issued		Sep. 1--May 20
Units 25(B), 25(C), and 25(D) One bear every four regulatory years	Sep. 1--May 31	Sep. 1--May 31
Unit 26 (A) east of 159° W. long.		
SUBSISTENCE/RESIDENT HUNTERS: One bear every four regulatory years	Sep. 1--May 31	
NONRESIDENT HUNTERS: One bear every four regulatory years by drawing permit only. Up to 12 permits may be issued		Sep. 1--May 20
Unit 26(A), west of 159° W. long.		
SUBSISTENCE/RESIDENT HUNTERS: One bear every four regulatory years	Sep. 1--May 31	
NONRESIDENT HUNTERS: One bear every four regulatory years by drawing permit only. Up to 22 permits may be issued		Sep. 1--May 20
Unit 26(B)		
SUBSISTENCE/RESIDENT HUNTERS: One bear every four regulatory years	Sep. 1--May 31	
NONRESIDENT HUNTERS: One bear every four regulatory years by drawing permit only up to 10 permits may be issued		Sep. 1--May 20
Unit 26(C)		
SUBSISTENCE/RESIDENT HUNTERS: One bear every four regulatory years	Sep. 1--May 31	
NONRESIDENT HUNTERS: One bear every four regulatory years by drawing permit only up to 10 permits may be issued		Sep. 1--May 20

CACKLING CANADA GEESE

Game Management Unit and Bag Limits	Subsistence/ Resident Open Seasons	Nonresident Open Seasons
Units 1 thru 26	No open season	No open season

CANADA GEESE

Game Management Unit and Bag Limits	Subsistence/ Resident Open Seasons	Nonresident Open Seasons
Unit 1-4, 7, 9 (except 9(E)), 10 (Unimak Islandonly), 11-17, and 19-26 Four a day, eight in possession	Sep. 1--Dec. 16	Sep. 1--Dec. 16

CANADA GEESE

Units 5 and 6 Four a day, eight in possession	Sep. 21--Dec. 16	Sep. 21--Dec. 16
Unit 8	No open season	No open season
Units 9(E), 10 (except Unimak Island) and 18	No open season	No open season

CARIBOU

Hunters residing south of the Yukon River must obtain either harvest tickets or a permit.
Hunters residing north of the Yukon River must obtain harvest tickets or a permit to hunt south of the Yukon River or must register to hunt north of the Yukon River.
In bag limit, "caribou" means an animal of either sex; "bull" means a male caribou.

Game Management Unit and Bag Limits	**Subsistence/ Resident Open Seasons**	**Nonresident Open Seasons**
Unit 7 north of the Sterling Highway and west of the Seward Highway One caribou by drawing permit only. Up to 100 permits may be issued	Aug. 10--Sep. 30	Aug. 10--Sep. 30
Remainder of Unit 7	No open season	No open season
Unit 8 No limit	No closed season	No closed season
Units 9(A), 9(B), 9(C), 9(E), 17(B), and that portion of 17(C) east of the Nushagak River		
SUBSISTENCE/RESIDENT HUNTERS: Four caribou; however, no more than two caribou may be taken Aug. 10--Aug. 31 and no more than one caribou may be taken Sep. 1--Nov. 30	Aug. 10--Mar. 31	
NONRESIDENT HUNTERS: One caribou		Aug. 10--Mar. 31
Unit 9(E), that portion south of and including the Ugashik drainage and including the drainage of Dago Creek	April 18--April 21	
SUBSISTENCE/RESIDENT HUNTERS: One antlerless caribou, up to 75 caribou may be taken		
NONRESIDENT HUNTERS:		No open season
Unit 9(D) and Unit 10, Unimak Island only One bull	Aug. 10--Sept. 30 Dec. 1--Mar. 31	Sep. 1--Sep. 30
Unit 10, Adak Island only Two caribou by registration permit only	Sep. 1--Mar. 31	Sep. 1--Mar. 31
Unit 10, Umnak Island only	No open season	No open season

CARIBOU

Remainder of Unit 10 No limit	No closed season	No closed season
Unit 11 and that portion of **Unit 12** west of the Nabesna River within the drainages of Jack Creek, Platinum Creek, and Totschunda Creek	No open season	No open season
Remainder of Unit 12		
SUBSISTENCE/RESIDENT HUNTERS: One bull; however, one caribou may be taken by registration permit only during a winter season to be announced by emergency order; up to 300 Nelchina caribou and 50 mentasta bulls may be taken.	Sep. 1--Sep. 20 Oct. 28--Nov. 9	
NONRESIDENT HUNTERS: One bull		Sep. 1--Sep. 20
Units 13 and 14(B) One caribou by Tier II permit only;up to 2,300 caribou may be taken and up to 2,000 of this quota may be taken in the fall. Caribou may not be taken within 1/2 mile of the Alaska Pipeline. During the winter hunt only antlered caribou may be taken and only in **Unit 13** except for that portion of Unit 13 within one-half mile of the Alaska Pipeline, and that portion of Unit 13(C) south of the Glenn (Tok Cutoff) Highway	Aug. 10--Sept. 20 Jan. 5--Mar. 31	No open season
Unit 15(A), that portion within the Kenai National Wildlife Refuge One bull by drawing permit only. Up to three permits may be issued	Sep. 1--Sep. 20	Sep. 1--Sep. 20
Units 14(A), 14(C) and Remainder of Unit 15	No open season	No open season
Unit 16 One caribou	Aug. 10--Oct. 31	Aug. 10--Oct. 31
Unit 17(A) and that portion of **Unit 17(C)** west of the Nushagak River	No open season	No open season
Unit 18 south of the Yukon River	No open season	No open season
Unit 18 south of the Kuskokwim River One antlerless Kilbuck caribou by Tier II permit only; up to 100 permits will be issued	Feb. 23--Mar. 7	No open season
Remainder of Unit 18 One caribou	Feb. 1--Mar. 31	Feb. 1--Mar. 31
Unit 19(A), that portion within the Lime Village Management Area		
SUBSISTENCE/RESIDENT HUNTERS: Four caribou however,cows and calves may not be taken from April 1--Aug. 9	July 1--June 30	
NONRESIDENT HUNTERS: One caribou		Aug. 10--Mar. 31
Unit 19(A) north of the Kuskokwim River		
SUBSISTENCE/RESIDENT HUNTERS: One caribou	Aug. 10--Sep. 30 Nov. 1--Feb. 28	

CARIBOU

NONRESIDENT HUNTERS: One caribou		Aug. 10--Sep. 30
Remainder of Unit 19(A) and Unit 19(B)		
SUBSISTENCE/RESIDENT HUNTERS: Four caribou; however, no more than 2 caribou may be taken Aug. 10--Aug. 31 and no more than 1 caribou may be taken Sep. 1--Nov. 30	Aug. 10--Mar. 31	
NONRESIDENT HUNTERS: One caribou		Aug. 10--Mar. 31
Unit 19(C) One caribou	Aug. 10--Oct. 10	Aug. 10--Oct. 10
Unit 19(D) south and east of the Kuskokwim River and North Fork of the Kuskokwim River		
SUBSISTENCE/RESIDENT HUNTERS: One caribou	Aug. 10--Sept. 30 Nov. 1--Jan. 31	
NONRESIDENT HUNTERS: One caribou		Aug. 10--Sept. 30
Remainder of Unit 19(D) One caribou	Aug. 10--Sept. 30	Aug. 10--Sept. 30
Unit 20(A) within the Ferry Trail Management Area One caribou by drawing permit only between Aug. 10 and Sept. 10; up to 200 permits will be issued	Aug. 10--Sept. 10 (General hunt only)	Aug. 10--Sept. 10
Unit 20(A) within the Yanert Controlled Use Area One caribou; however, only bull caribou may be taken during Sept. 1--10	Sept. 1--Sept. 10 (General hunt only)	Sept. 1--Sept. 10
Remainder of Unit 20(A) One caribou, however only bull caribou may be taken Sept. 1--Sept. 10	Sept. 1--Sept. 10 (General hunt only)	Sept. 1--Sept. 10
Units 20(B), 20(F), and 25(C), those portions north and west of the Steese Highway, north and east of the Elliott and Dalton Highways and south of the Yukon River One caribou; however, only bull caribou may be taken during Aug. 10-- Sept. 20 and caribou may be taken by drawing permit only between Feb. 15-- Mar. 15; up to 150 permits may be issued	Aug. 10--Sept. 20 Feb. 15--Mar. 15	Aug. 10--Sept. 20 Feb. 15--Mar. 15
Unit 20(C)	No open season	No open season.
Unit 20(D) north of the south bank of the Tanana River and the **remainder of Units 20(B) and 25(C)** One bull	Aug.10--Sept. 20	Aug. 10--Sept. 20
Unit 20(D) south of the Tanana River One bull by registration permit only; up to 50 may be taken	Aug. 10--Sept. 4	No open season

CARIBOU

Unit 20(E) that portion accessible by the Taylor Highway and associated trails, as described in the permit hunt supplement One caribou by registration permit only; however, only bulls may be taken prior to Dec. 1; the season will be closed when 500 caribou have been taken	Aug. 10--Sept.30 Dec. 1--Feb. 28	No open season
Unit 20(E), that portion drained by the Yukon River downstream from and including the Seventy-mile and Charley Rivers, the North Fork of Forty-mile River upstream from and including Independence Creek, the Middle Fork Forty-mile River upstream from Fish Creek, and the Mosquito Fork Forty-mile River upstream from and including Ketchumstuck Creek		
SUBSISTENCE/RESIDENT HUNTERS: One caribou	Aug. 10--Sept. 20	
NONRESIDENT HUNTERS: One bull		Aug. 10--Sept. 20
Remainder of Unit 20(E) accessible by the Taylor Highway and associated trails, as described in the permit		
SUBSISTENCE/RESIDENT HUNTERS: One caribou by registration permit only; however, only bulls may be taken before Dec. 1; season will be closed when 500 caribou have been taken	Aug. 10--Sept. 20	
NONRESIDENT HUNTERS:		No open season
Unit 20(F), south of the Yukon River and west of the Dalton Highway One bull	Aug. 10--Sept. 20	Aug.10--Sept. 20
Unit 20(F), Tozitna River drainage		
SUBSISTENCE/RESIDENT HUNTERS: One caribou; however only bull caribou may be taken during the Aug. 10-Sept. 30 season	Aug. 10--Sept. 30 Dec. 1--Dec. 10 Mar. 1--Mar. 15	
NONRESIDENT HUNTERS: One bull		Aug. 10--Sept. 30
Remainder of Unit 20(F) One bull	Aug. 10--Sept. 30	Aug. 10--Sept. 30
Unit 21(A) One caribou	Aug. 10--Sept. 30 Dec. 10--Dec. 20	Aug. 10--Sept. 30 Dec. 10--Dec. 20
Unit 21(B), 21(C), and that portion of 21(D) north of the Yukon River and east of the Koyukuk River and Unit 21(E) One caribou; however 2 additional caribou may be taken during a winter season to be announced	Aug 10--Sept. 30 Winter season to be announced	Aug 10--Sept. 30
Remainder of Unit 21(D), Units 22(A), 22(B), 23 and 26(A)		

CARIBOU

SUBSISTENCE/RESIDENT HUNTERS: Five caribou per day; however cow caribou may not be taken May 16--June 30	July 1--June 30	
NONRESIDENT HUNTERS: Five caribou. Cow caribou may not be taken May 16--June 30.		July 1--June 30
Units 22(C), 22(D), and 22(E)	No open season	No open season
Unit 24, the Kanuti River drainage upstream from Kanuti, Chalatna Creek, and the Fish Creek drainage, including Bonanza Creek, and that portion of **Unit 25(D)** drained by the west fork of the Dall River, west of 150° W. long. One bull	Aug. 10--Sept. 30	Aug. 10--Sept. 30
Remainder of Unit 24		
SUBSISTENCE/RESIDENT HUNTERS: Five caribou per day; however cow caribou may not be taken May 16--June 30	July 1--June 30	
NONRESIDENT HUNTERS: Five caribou; cow caribou may not be taken May 16--June 30		July 1--June 30
Units 25(A), 25(B). and remainder of 25(D)		
SUBSISTENCE/RESIDENT HUNTERS: Ten caribou; however no more than 5 caribou may be transported from these units per regulatory year	July 1--Apr. 30	
NONRESIDENT HUNTERS: Five caribou		July 1--Apr. 30
Unit 26(B)		
SUBSISTENCE/RESIDENT HUNTERS: One bull may be taken from July 1--Sept. 30; or up to 2 caribou may be taken from Oct. 1--Apr. 30	July 1--Apr. 30	
NONRESIDENT HUNTERS: One caribou		July 1--Apr 30
Unit 26(C)		
SUBSISTENCE/RESIDENT HUNTERS: Ten caribou; however not more than 5 caribou may be transported from Unit 26(C) per regulatory year	July 1--Apr. 30 June 23--June 30	
NONRESIDENT HUNTERS: Five caribou		July 1--Apr. 30

COYOTE -- HUNTING

Game Management Unit and Bag Limits	Subsistence/ Resident Open Seasons	Nonresident Open Seasons
Units 1-26 Two coyotes	Sept. 1--April 30	Sept. 1--April 30

COYOTE -- TRAPPING

Game Management Unit and Bag Limits	Subsistence/ Resident Open Seasons	Nonresident Open Seasons
Units 1-5 No limit	Dec. 1--Feb. 15	Dec. 1--Feb. 15
Unit 6(C), that portion south of the Copper River highway and east of the Heney Range No limit	Nov. 10--Apr. 30	Nov. 10--Apr. 30
Remainder of Unit 6, and Units 9-11, 13, 14(A), 14(B), and 16-18 No limit	Nov. 10--Mar. 31	Nov. 10--Mar. 31
Units 7, 14(C) and 15 No limit	Nov. 10--Feb. 28	Nov. 10--Feb. 28
Units 12 and 20(E) No limit	Nov. 1--Feb. 28	Nov. 1--Feb. 28
Units 19, 21, 24, 25, and remainder of Unit 20 No limit	Nov. 1--Mar. 31	Nov. 1--Mar. 31
Units 22, 23, and 26 No limit	Nov. 1--Apr. 15	Nov. 1--Apr. 15

DEER

Game Management Unit and Bag Limits	Subsistence/ Resident Open Seasons	Nonresident Open Seasons
Units 1(A) and (2) Four antlered deer	Aug. 1--Dec. 31	Aug. 1--Dec. 31
Unit 1(B) Two antlered deer	Aug. 1--Dec. 31	Aug. 1--Dec. 31
Unit 1(C), that portion including Douglas, Lincoln, Shelter and Sullivan Islands Four deer; however antlerless deer may be taken only from Sept. 15--Dec. 31	Aug. 1--Dec. 31	Aug. 1--Dec. 31
Remainder of Unit 1(C) Two antlered deer	Aug. 1--Dec. 31	Aug. 1--Dec. 31
Unit 1(D)	No open season	No open season
Unit 3, that portion of Mitkof Island south of the Petersburg city limits Woewodski Island and Butterworth Island One antlered deer by registration permit only	Oct. 15--Oct. 31	Oct. 15--Oct. 31
Unit 3, that portion south of Sumner Strait and Decision Passage, including the Vank Island group but not including Level, Conclusion, and Channel Islands Two antlered deer	Aug. 1--Nov. 30	Aug. 1--Nov. 30
Remainder of Unit 3	No open season	No open season
Unit 4, that portion of Chichagof Island east of Port Frederick and north of Tenakee Inlet including all drainages into Tenakee Inlet Three deer, however antlerless deer may be taken only from Sept. 15--Jan. 31	Aug. 1--Jan. 31	Aug. 1--Jan. 31

DEER

Remainder of Unit 4 Six deer; however, antlerless deer may be taken only from Sept. 15--Jan. 31	Aug. 1--Jan. 31	Aug. 1--Jan. 31
Unit 5(A) One antlered deer	Nov. 1--Nov. 30	Nov. 1--Nov. 30
Unit 5(B)	No open season	No open season
Unit 6 Four deer; however antlerless deer may be taken only from Nov. 1--Dec. 31	Aug. 1--Dec. 31	Aug. 1--Dec. 31
Unit 8, that portion of Kodiak Island north of a line from the head of Settlers Cove to Crescent Lake (57° 52'N., 152° 58' W.), and east of a line from the outlet of Crescent Lake to Mount Ellison Peak to Pokati Point at Whale Passage, and that portion of Kodiak Island east of a line from the mouth of Saltery Creek to Crag Point and adjacent small islands in Chiniak Bay One deer; however, antlerless deer may be taken only from Oct. 25--Oct. 31	Aug. 1--Oct. 31	Aug. 1--Oct. 31
Unit 8, that portion of Kodiak Island and adjacent islands south and west of a line from the head of Terror Bay to the head of the southwestern most arm of Ugak Bay One deer; however antlerless deer may be taken only from Oct. 1--Dec. 31	Aug. 1--Dec. 31	Aug. 1--Dec. 31
Remainder of Unit 8 Four deer; however antlerless deer may be taken only from Oct. 1--Dec. 31; no more than 1 antlerless deer may be taken from Oct. 1--Nov. 30	Aug. 1--Dec. 31	Aug. 1--Dec. 31

DUCKS

Except sea ducks
No more than 2 per day, or 6 in possession may be pintail ducks
No more than 1 per day and 3 in possession, may be canvasbacks

Game Management Unit and Bag Limits	**Subsistence/ Resident Open Seasons**	**Nonresident Open Seasons**
Units 1-4 Five a day, fifteen in possession	Sept. 1--Dec. 16	Sept. 1--Dec. 16
Units 5-7, 9, 10 (Unimak Island only), and 14-16 Six a day, eighteen in possession	Sept. 1--Dec. 16	Sept. 1--Dec. 16
Units 8 and 10 (except Unimak Island) Five a day, fifteen in possession	Oct. 8--Jan. 22	Oct. 8--Jan. 22
Units 11-13 and 17-26 Eight a day, twenty-four in possession	Sept. 1--Dec. 16	Sept. 1--Dec. 16

ELK

Game Management Unit and Bag Limits	Subsistence/ Resident Open Seasons	Nonresident Open Seasons
Units 1--5	No open season	No open season
Unit 8, Raspberry Island One elk by drawing permit only. Up to 40 permits will be issued	Oct. 1--Nov. 15	Oct. 1--Nov. 15
Unit 8, that portion of Afognak Island south and west of a line from the head of Malina Bay to the head of Back Bay One elk by drawing permit only; up to 400 permits will be issued.	Sept. 1--Oct. 10 (General hunt only)	Sept. 1--Oct. 10
One elk by registration permit only	Oct. 15--Oct. 16 (General hunt only)	Oct. 15--Oct. 16
Unit 8, that portion of Afognak Island east of a line from the head of the northwest arm of Kazakof Bay to Delphin Point in Perenosa Bay and south and west of a line from Delphin Point to the head of Saposa Bay One elk by registration permit only	Sept. 1--Oct. 23	Sept. 1--Oct. 23
Unit 8, that portion of Afognak Island east of a line from Delphin Point to the head of Saposa Bay One elk by registration permit only	Sept. 1--Nov. 15 (General hunt only)	Sept. 1--Nov. 15
Remainder of Unit 8 One elk by registration permit only	Sept. 1--Dec. 15	Sept. 1--Dec. 15

EMPEROR GEESE

Game Management Unit and Bag Limits	Subsistence/ Resident Open Seasons	Nonresident Open Seasons
Units 1--26	No open season	No open season

FOX, ARCTIC -- HUNTING

Game Management Unit and Bag Limits	Subsistence/ Resident Open Seasons	Nonresident Open Seasons
Units 9, 17, 18, 22, 23, and 26 Two foxes	Sept.1--Apr. 30	Sept.1--Apr. 30
Unit 10 No limit	No closed season	No closed season

FOX, ARCTIC -- TRAPPING

Game Management Unit and Bag Limits	Subsistence/ Resident Open Seasons	Nonresident Open Seasons
Units 9, 10, and 17 No limit	Nov. 10--Feb. 28	Nov. 10--Feb. 28

FOX, ARCTIC -- TRAPPING

Unit 18 No limit	Nov. 10--Mar. 31	Nov. 10--Mar. 31
Units 22, 23, and 26 No limit	Nov. 1--Apr. 15	Nov. 1--Apr. 15

FOX, RED -- HUNTING

Game Management Unit and Bag Limits	**Subsistence/ Resident Open Seasons**	**Nonresident Open Seasons**
Units 1-7, 14 and 15	No open season	No open season
Units 8-11, 13, 16, and 17 Two foxes	Sept. 1--Feb. 15	Sept 1--Feb. 15
Units 12 and 18-26 Two foxes	Sept. 1--Mar. 15	Sept. 1--Mar. 15

FOX, RED -- TRAPPING

Game Management Unit and Bag Limits	**Subsistence/ Resident Open Seasons**	**Nonresident Open Seasons**
Units 1-5 No limit	Dec. 1--Feb. 15	Dec. 1--Feb. 15
Units 6, 9-11, 13, 14(A), 14(B), 16 and 17 No limit	Nov. 10--Feb. 28	Nov. 10--Feb. 28
Units 7, 14(C), and 15 One fox	Nov. 10--Feb. 28	Nov. 10--Feb. 28
Unit 8 No limit	Nov. 10--Mar. 31	Nov. 10--Mar. 31
Units 12, 20, 21, 24, and 25 No limit	Nov. 1--Feb. 28	Nov. 1--Feb. 28
Unit 18 No limit	Nov. 10--Mar. 31	Nov. 10--Mar. 31
Unit 19 No limit	Nov. 1--Mar. 31	Nov. 1--Mar. 31
Units 22, 23, and 26 No limit	Nov. 1--Apr. 15	Nov. 1--Apr. 15

LYNX -- HUNTING

Game Management Unit and Bag Limits	**Subsistence/ Resident Open Seasons**	**Nonresident Open Seasons**
Units 1-8, 10 and 15	No open season	No open season
Units 11, 13, 14, and 16 Two lynx	Dec. 15--Jan. 15	Dec. 15--Jan. 15
Units 9 and 17 Two lynx	Nov. 10--Feb. 28	Nov. 10--Feb. 28
Units 12 and 20(E) Two lynx	Nov. 1--Jan. 31	Nov. 1--Jan. 31

LYNX -- HUNTING

Unit 18 Two lynx	Nov. 10--Mar. 31	Nov. 10--Mar. 31
Remainder of Unit 20, and Unit 25(C) Two lynx	Dec. 1--Jan. 31	Dec. 1--Jan. 31
Unit 23 Two lynx	Dec. 1--Jan 15	Dec. 1--Jan 15
Units 19, 21, 24, and remainder of Unit 25 Two lynx	Nov. 1--Feb. 28	Nov. 1--Feb. 28
Units 22 and 26 Two lynx	Nov. 1--Apr. 15	Nov. 1--Apr. 15

LYNX -- TRAPPING

Game Management Unit and Bag Limits	**Subsistence/ Resident Open Seasons**	**Nonresident Open Seasons**
Units 1-5 No limit	Dec. 1--Feb. 15	Dec. 1--Feb. 15
Units 6, 14, and 16 No limit	Nov. 10--Jan. 31	Nov. 10--Jan. 31
Units 11 and 13 No limit	Nov. 10--Jan. 31	Nov. 10--Jan. 31
Units 7, 8, 10, and 15	No open season	No open season
Units 9 and 17 No limit	Nov. 10--Feb. 28	Nov. 10--Feb. 28
Units 12 and 20E No limit	Nov. 1--Jan. 31	Nov. 1--Jan. 31
Unit 18 No limit	Nov. 10--Mar. 31	Nov. 10--Mar. 31
Unit 19 No limit	Nov. 1--Feb. 28	Nov. 1--Feb. 28
Remainder of Unit 20 and Unit 25(C) No limit	Dec. 1--Jan. 31	Dec. 1--Jan. 31
Unit 21 No limit	Nov. 1--Feb. 28	Nov. 1--Feb. 28
Units 22 and 26 No limit	Nov. 1--Apr. 15	Nov. 1--Apr. 15
Unit 23 Three lynx	Dec. 1--Jan. 15	Dec. 1--Jan. 15
Unit 24 and remainder of Unit 25 No limit	Nov. 1--Feb. 28	Nov. 1--Feb. 28

MARTEN -- TRAPPING

Game Management Unit and Bag Limits	Subsistence/ Resident Open Seasons	Nonresident Open Seasons
Units 1-3 No limit	Dec. 1--Feb. 15	Dec. 1--Feb. 15
Unit 4, that portion of Chichagof Island east of Idaho Inlet and north of the Trail River and Tenakee IOnlet and north of a line from the headwaters of Trail River to the head of Tenakee Inlet No limit	Dec. 1--Jan. 26	Dec. 1--Jan. 26
Remainder of Unit 4: No limit	Dec. 1--Feb. 15	Dec. 1--Feb. 15
Unit 5 No limit	Nov. 10--Feb. 15	Nov. 10--Feb. 15
Units 6-8, 11, 13, 14, and 16 No limit	Nov. 10--Jan. 31	Nov. 10--Jan. 31
Units 9 and 17 No limit	Nov. 10--Feb. 28	Nov. 10--Feb. 28
Unit 15(B), that portion east of the Kenai River, Skilak Lake, Skilak River and Skilak Glacier	No open season	No open season
Remainder of Unit 15 No limit	Nov. 10--Jan 31	Nov. 10--Jan 31
Units 12, 19-21, 24, and 25 No limit	Nov. 1--Feb. 28	Nov. 1--Feb. 28
Unit 18 No limit	Nov. 10--Mar. 31	Nov. 10--Mar. 31
Units 22, 23, and 26 No limit	Nov. 1--Apr. 15	Nov. 1--Apr. 15

MINK -- TRAPPING

Game Management Unit and Bag Limits	Subsistence/ Resident Open Seasons	Nonresident Open Seasons
Units 1-3 No limit	Dec. 1--Feb. 15	Dec. 1--Feb. 15
Unit 4, that portion of Chichagof Island east of Idaho Inlet and north of the Trail River and Tenakee Inlet and north of a line from the headwaters of Trail River to the head of Tenakee Inlet No limit	Dec. 1--Jan 26	Dec. 1--Jan 26
Remainder of Unit 4 No limit	Dec. 1--Feb. 15	Dec. 1--Feb. 15
Unit 5 No limit	Nov. 10--Feb. 15	Nov. 10--Feb. 15
Units 6-8, 11, 13-16 and 18 No limit	Nov. 10--Jan. 31	Nov. 10--Jan. 31

MINK -- TRAPPING

Units 9, 10, and 17 No limit	Nov. 10--Feb. 28	Nov. 10--Feb. 28
Units 12, 19-21, 24, and 25 No limit	Nov. 1--Feb. 28	Nov. 1--Feb. 28
Units 22, 23, and 26 No limit	Nov. 1--Jan. 31	Nov. 1--Jan. 31

MOOSE

Game Management Unit and Bag Limits	**Subsistence/ Resident Open Seasons**	**Nonresident Open Seasons**
Unit 1(A) and Unit 1(B) south of LeConte Glacier (Stikine) One bull	Sept. 15--Oct. 15	Sept. 15--Oct. 15
Unit 1(B), that portion in permit hunt #955 One bull with spike-fork or 50-inch antlers by registration permit only	Oct. 1--Oct. 9	Oct. 1--Oct. 9
Unit 1(C), Berners Bay drainages only One bull by drawing permit only. Up to 10 permits will be issued	Sept. 15--Oct. 15	No open season
Remainder of Unit 1(C) One bull by registration permit only	Sept. 15--Oct. 15	Sept. 15--Oct. 15
Unit 1(D) One bull by Tier II subssistence permit only; up to 20 permits may be issued	Oct. 1--Oct. 15	No open season
Unit 3, Mitkof Island only One bull with spike-fork or 50-inch antlers	Oct. 1--Oct. 9	Oct. 1--Oct. 9
Unit 3, Wrangell Island One bull with spike-fork or 50-inch antlers	Oct. 1--Oct. 15	Oct. 1--Oct. 15
Unit 2, remainder of Unit 3 and Unit 4	No open season	No open season
Unit 5(A), except Nunatak Bench One bull by registration permit only. Up to 60 bulls may be taken; the season will be closed in that portion west of the Dangerous River when 30 bulls have been taken in that area	Oct. 15--Nov.15	Oct. 15--Nov. 15
Unit 5(A), Nunatak Bench	No open season	No open season
Unit 5(B) One bull by registration permit only; up to 25 bulls may be taken	Sept. 1--Nov. 15	Sept. 1--Nov. 15
Unit 6(A) One moose	Aug. 20--Dec. 31 (General hunt only)	Aug. 20--Dec. 31
Unit 6(B) One moose by permit only. Up to 30 antlered moose may be taken by registration permit only and only from Sept. 1-Sept. 19. Up to 30 drawing permits will be issued for antlerless moose.	Sept. 1--Sept. 30 (General hunt only)	No open season

MOOSE

Unit 6(C) One moose by drawing permit only. Up to 20 permits for antlered moose and up to 20 permits for antlerless moose will be issued	Sept. 1--Sept. 30 (General hunt only)	No open season
Unit 6(D) One bull	Sept. 1--Sept. 30	Sept. 1--Sept. 30
Unit 7, that portion known as the Resurrection Creek Closed Area	No open season	No open season
Unit 7, the Placer River drainages, and that portion of Placer Creek drainage (Bear Valley) outside the Portage Glacier Closed Area and that portion of **Unit 14(C)** within the 20-mile River drainage One moose by drawing permit only. Up to 60 permits for antlered moose and up to 70 permits for antlerless moose will be issued. The antlered moose season will close Sept. 30	Aug. 20--Oct. 10	No open season
Remainder of Unit 7 One bull with spike-fork or 50 inch antlers	Sept. 1--Sept. 20	Sept. 1--Sept. 20
Unit 8	No open season	No open season
Unit 9(A) One bull	Sept. 1--Sept. 15	Sept. 1--Sept. 15
Unit 9(B)		
SUBSISTENCE/RESIDENT HUNTERS: One bull	Sept. 1--Sept. 15 Dec. 1--Dec. 31	
NONRESIDENT HUNTERS: One bull with 50-inch antlers		Sept. 1--Sept. 15
Unit 9(C), that portion draining into the Naknek River		
SUBSISTENCE/RESIDENT HUNTERS: One bull during the Sept. 1--Sept. 15 season. One antlered moose by registration permit only from Dec. 1--Dec. 31	Sept. 1--Sept. 15 Dec. 1--Dec. 31	
NONRESIDENT HUNTERS: One bull with 50-inch antlers		Sept. 5--Sept. 15
Remainder of Unit 9(C)		
SUBSISTENCE/RESIDENT HUNTERS: One moose; however antlerless moose may be taken only from Dec. 1--Dec. 31	Sept. 5--Sept. 15 Dec. 1--Dec. 31	
NONRESIDENT HUNTERS: One bull with 50-inch antlers		Sept. 5--Sept. 15
Unit 9(D)	No open season	No open season
Unit 9(E) One bull; however moose taken from Sept. 10--Sept. 20 must have 50-inch antlers	Sept. 10--Sept. 20 Dec. 1--Dec. 15	Sept. 10--Sept. 20

MOOSE

Unit 11 One bull	Sept. 1--Sept. 15	Sept. 1--Sept. 15
Unit 12, that portion lying east of the Nabesna River and south of the winter trail running southeast from Pickerel Lake to the Canadian border One bull with 50 inch antlers	Sept. 1--Sept. 30	Sept. 1--Sept. 30
Remainder of Unit 12		
SUBSISTENCE/RESIDENT HUNTERS: One bull	Sept. 1--Sept. 15	
NONRESIDENT HUNTERS: One bull with 50-inch antlers		Sept. 5--Sept. 15
Unit 13(A),that portion northwest of the Black River One bull with spike-fork or 50-inch antlers	Sept. 5--Sept 11	No open season
Unit 13(A), that portion west of the Lake Louise road, Lake Louise, Lake Susitna, and Tyone River, and southease of Black River One bull with spike-fork antlers	Sept. 5--Sept. 11	No open season
Remainder of Unit 13 One bull with 36-inch antlers	Sept. 5--Sept. 11	No open season
Unit 14(A) One bull; however antlerless moose may be taken by drawing permit only; up to 100 permits will be issued.	Sept. 1--Sept. 20	Sept. 1--Sept. 20
Unit 14(B), that portion east of and including the Anchorage-Fairbanks powerline intertie right-of-way One bull	Sept. 1--Sept 10	Sept. 1--Sept 10
Remainder of Unit 14(B)	No open season	No open season
Unit 14(C), that portion of the Fort Richardson Management Area south of Eagle River One moose by drawing permit, by bow and arrow only. Up to 125 permits will be issued	Sept. 3--Nov. 15 Dec. 15--Jan. 15	Sept. 3--Nov. 15 Dec. 15--Jan. 15
Unit 14(C), that portion of the Fort Richardson Management Area north of Eagle River One moose by drawing permit, by muzzle loading rifle; up to 25 permits will be issued	Sept. 3--Oct. 31	Sept. 3--Oct. 31
Unit 14(C), Elmendorf Air Force Base One moose by drawing permit, by bow and arrow only; up to 15 permits will be issued	Sept. 3--Sept. 30	Sept. 3--Sept. 30
Unit 14(C), that portion known as the Peters Creek Management Area One moose by drawing permit only, by bow and arrow only: up to 25 permits will be issued	Sept. 3--Sept. 30	Sept. 3--Sept. 30
Unit 14(C), that portion known as Anchorage Management Area	No open season	No open season

MOOSE

Unit 14(C), the Eklutna Lake Management Area One moose by bow and arrow only, by registration permit; up to 10 bulls and 5 antlerless moose may be taken	Sept. 3--Sept. 30	Sept. 3--Sept 30
Unit 14(C), the 20 Mile River drainage--See **Unit 7**		
Remainder of Unit 14(C)		
SUBSISTENCE/RESIDENT HUNTERS: One moose; however, antlerless moose may be taken by drawing permit only. Up to 30 permits will be issued	Sept. 3--Sept. 20	
NONRESIDENT HUNTERS: One bull		Sept. 3--Sept. 20
Unit 15(A), the Skilak Loop Wildlife Management Area One antlerless moose by drawing permit only; up to 20 permits may be issued. The taking of calves and females accompanied by calves is prohibited.	Sept. 21--Sept. 30	Sept. 21--Sept. 30
Remainder of Unit 15(A) One bull with spike-fork or 50 inch antlers;during the Aug 25--Aug. 29 season, bulls may be taken by bow and arrow only	Aug. 25--Aug. 29 Sept. 1--Sept. 20	Aug. 25--Aug. 29 Sept. 1--Sept. 20
Unit 15(B), that portion bounded by a line running from the mouth of Shantatalik Creek on Tustumena Lake, northward to the west fork of Funny River; then downstream along the west fork of Funny River to the Kenai National Moose Range boundary; then east along the refuge boundary to its junction with the Kenai River; then eastward along the south side of the Kenai River and Skilak Lake; then south along the western side of Skilak River, Skilak Glacier, and Harding Icefield; then west along the Subunit 15(B) boundary to the mouth of Shantatalik Creek One bull with 50 inch antlers by drawing permit only; up to 100 permits may be issued	Sept. 1--Sept. 20 Sept. 26--Oct. 15	Sept. 1--Sept. 20 Sept. 26--Oct. 15
Unit 15(C), that portion southwest of a line from Point Pogibshi to the point of land between Rocky Bay and Windy Bay One bull by Tier II subsistence hunting permit only	Sept. 1--Sept. 30	No open season
Remainder of Units 15(B) and 15(C) One bull with spike-fork or 50 inch antlers	Sept. 1--Sept. 20	Sept. 1--Sept. 20
Unit 16(A) One bull	Sept. 1--Sept. 15	Sept. 1--Sept. 15
Unit 16(B), Kalgin Island One moose	Sept. 1--Sept. 20	Sept. 1--Sept. 20
Unit 16(B), Redoubt Bay drainages south and west of and including the Kustatan River drainage One bull	Sept. 1--Sept. 10	Sept. 1--Sept. 10

MOOSE

Remainder of Unit 16(B)		
SUBSISTENCE/RESIDENT HUNTERS: One bull; during the period Jan. 4--Jan. 17, up to 75 bulls may be taken by Tier II subsistence hunting permit only.	Sept. 1--Sept. 20 Jan. 4--Jan. 17	
NONRESIDENT HUNTERS: One bull		Sept. 1--Sept. 20
Unit 17(A)	No open season	No open season
Unit 17(B), that portion which includes all drainages of the Mulchatna River upstream from and including the Chilchitna River drainage		
SUBSISTENCE/RESIDENT HUNTERS: One bull	Sept. 1--Sept. 20	
NONRESIDENT HUNTERS: One bull with 50-inch antlers		Sept. 1--Sept. 20
Remainder of Unit 17(B)		
SUBSISTENCE/RESIDENT HUNTERS: One bull; however, during the period Aug. 20-Aug. 31 bull moose may be taken by registration permit only	Aug. 20--Sept. 20 Dec. 1--Dec. 31	
NONRESIDENT HUNTERS: One bull with 50-inch antlers		Sept. 5--Sept. 15
Unit 17(C), that portion including the Iowithla drainage, Sunshine Valley, and all lands west of Wood River and south of Aleknagik Lake One bull; however during the period Aug. 20--Aug. 31 bull moose may be taken by registration permit only	Aug. 20--Sept. 15	No open season
Remainder of Unit 17(C) One bull; however, during the period Aug. 20--Aug. 31 bull moose may be taken by registration permit only	Aug. 20--Sep 15 Dec. 1--Dec. 31	No open season
Unit 18, that portion north and west of a line from Cape Romanzof to Kuzilvak Mountain, and then to Mountain Village, and west of (but not including) the drainage of the Andreafsky River	No open season	No open season
Remainder of Unit 18 One bull	Sept. 1--Sept. 30 Dec. 20--Dec. 30	Sept. 1--Sept. 30
Unit 19(A), that portion within the Lime Village Management Area Up to 25 moose may be taken by Tier II subsistence hunting permit only	Aug. 10--Sept. 25 Nov. 20--Mar. 31	No open season

MOOSE

Remainder of Unit 19(A)

SUBSISTENCE/RESIDENT HUNTERS: One moose; however antlerless moose may be taken only from Nov. 20--Nov. 30 and Feb. 1--Feb. 10	Sept. 1--Sept. 20 Nov. 20--Mar. 31 Feb. 1--Feb. 10	
NONRESIDENT HUNTERS: One bull with 50-inch antlers		Sept. 1--Sept. 20
Unit 19(B) and 19(C)		
SUBSISTENCE/RESIDENT HUNTERS: One bull	Sept. 1--Sept. 25	
NONRESIDENT HUNTERS: One bull with 50-inch antlers		Sept. 1--Sept. 25
Unit 19(D), that portion of the Upper Kuskokwim Controlled Use Area within the drainage of the North Fork upstream from the confluence of the South Fork to the mouth of the Swift Fork		
SUBSISTENCE/RESIDENT HUNTERS: One bull	Sept. 1--Sept. 30	
NONRESIDENT HUNTERS: One bull with 50-inch antlers		Sept. 1--Sept. 30
Unit 19(D), remainder of the Upper Kuskokwim Controlled Use Area		
SUBSISTENCE/RESIDENT HUNTERS: One bull	Sept. 1--Sept. 30 Dec. 1--Feb. 28	
NONRESIDENT HUNTERS: One bull with 50-inch antlers		Sept. 1--Sept. 30
Remainder of Unit 19(D)		
SUBSISTENCE/RESIDENT HUNTERS: One bull	Sept. 1--Sept. 30 Dec. 1--Dec. 15	
NONRESIDENT HUNTERS: One bull with 50-inch antlers		Sept. 1--Sept. 30
Unit 20(A), the Ferry Trail Management Area and the Yanert Controlled Use Area One bull with a spike-fork or 50 inch antlers	Sept. 1--Sept. 20	Sept. 1--Sept. 20
Remainder of Unit 20(A) One bull	Sept. 1--Sept. 20	Sept. 1--Sept. 20
Unit 20(B), that portion within the Fairbanks Management Area One bull by bow and arrow only by registration permit	Sept. 1--Sept. 30 Nov. 21--Nov. 27	Sept. 1--Sept. 30 Nov. 21--Nov. 27
Unit 20(B), that portion within the Minto Flats Management Area One bull by Tier II subsistence permit only; up to 150 permits will be issued	Sept. 1--Sept. 20 Jan. 10--Feb. 28	No open season

MOOSE

Unit 20(B), the drainage of the Middle Fork of the Chena River and that portion of the Salcha River drainage upstream from and including Goose Creek One bull	Sept. 1--Sept. 20	Sept. 1--Sept. 20
Remainder of Unit 20(B) One bull	Sept. 1--Sept. 15	
Unit 20(C) One bull; however, white-phased or partial albino (more than 50 percent white) moose may not be taken	Sept. 1--Sept. 20	Sept. 5--Sept. 15
Unit 20(D), that portion lying west of the east bank of the Johnson River and south of the north bank of the Tanana River, except the Delta Junction Closed Area		
SUBSISTENCE/RESIDENT HUNTERS: One bull with spike-fork or 50-inch antlers	Sept. 1--Sept. 15	
NONRESIDENT HUNTERS: One bull with 50-inch antlers		Sept. 5--Sept. 15
Unit 20(D), that portion lying south of the north bank of the Tanana River and east of the east bank of the Johnson River One bull. During the winter season, one bull by Tier II subsistence permit only; up to five bulls may be taken	Sept. 1--Sept. 15 Jan. 1--Feb 15	No open season
Unit 20(D) that portion north of the Tanana River and west of the Trans Alaska Pipeline One bull	Sept. 1--Sept. 15	Sept. 5--Sept. 15
Unit 20(D), that portion known as the Delta Junction Closed Area	No open season	No open season
Remainder of Unit 20(D) One bull	Sept. 1--Sept. 10	Sept. 1--Sept. 10
Unit 20(E), that portion drained by the Ladue, Sixty-mile, and Forty-mile Rivers (all forks) from 9 1/2 to 145 mile Taylor Highway, including the Boundary Cutoff road		
SUBSISTENCE/RESIDENT HUNTERS: One bull	Sept. 1--Sept. 10	
NONRESIDENT HUNTERS: One bull with 50-inch antlers		Sept. 5--Sept. 15
Remainder of Unit 20(E), that portion draining into the Yukon River upstream from and including the Charlie River drainages to and including the Boundary Creek drainages and the Taylor Highway from mile 145 to Eagle		
SUBSISTENCE/RESIDENT HUNTERS: One bull	Sept. 5--Sept. 25	
NONRESIDENT HUNTERS: One bull with 50-inch antlers		Sept.5--Sept. 25
Unit 20(F), that portion drained by the Yukon River downstream from the mouth of Hess Creek One bull.	Sept. 1--Sept. 15 Dec. 1--Dec. 10	No open season

MOOSE

Remainder of Unit 20(F) One bull	Sept. 1--Sept. 15	No open season
Unit 21(A)		
SUBSISTENCE/RESIDENT HUNTERS: One bull	Sept. 5--Sept. 25 Nov. 1--Nov. 30	
NONRESIDENT HUNTERS: One bull with 50-inch antlers		Sept. 5--Sept. 25
Unit 21(B) One bull	Sept. 5--Sept. 25	Sept. 5--Sept. 20
Unit 21(C) One bull	Sept. 5--Sept. 25	Sept. 5--Sept. 25
Unit 21(D)		
SUBSISTENCE/RESIDENT HUNTERS: One moose; antlerless moose may be taken only fromSep. 21--Sept. 25 and Feb. 1--Feb 5. Moose may not be taken within 1/2 mile of the Yukon River during the February season	Sept. 5--Sept. 25 Feb. 1--Feb. 5	
NONRESIDENT HUNTERS: One bull with 50-inch antlers		Sept. 5--Sept. 25
Unit 21(E)		
SUBSISTENCE/RESIDENT HUNTERS: One bull	Sept. 5--Sept. 25 Feb. 1--Feb. 10	
NONRESIDENT HUNTERS: One bull with 50-inch antlers		Sept. 5--Sept. 25
Unit 22(A) One bull	Aug. 1--Sept. 30 Dec. 1--Jan. 31	Aug. 1--Sept. 30
Unit 22(B) One moose; however, antlerless moose may be taken only from Dec. 1--Dec. 31. No person may take a cow accompanied by a calf. Only antlered moose may be taken Jan. 1--Jan. 31	Aug. 1--Jan. 31	Aug. 1--Jan. 31
Unit 22(C) One bull	Sept. 1--Sept. 14	Sept. 1--Sept. 14
Unit 22(D) One moose; however, antlerless moose may be taken only from Aug. 1--Dec. 31. No person may take a cow accompanied by a calf; only antlered moose may be taken Jan. 1--Jan. 31	Aug. 1--Jan. 31	Aug. 1--Jan. 31
Unit 22(E) One moose. No person may take a cow accompanied by a calf	Aug. 1--Mar. 31	Aug. 1--Mar. 31
Unit 23, that portion north and west of and including the Noatak River drainage		

MOOSE

SUBSISTENCE/RESIDENT HUNTERS: One moose; however antlerless moose may be taken only from Sept. 1--Mar. 31; no person may take a cow accompanied by a calf	Aug. 1--Mar. 31	
NONRESIDENT HUNTERS: One antlerless moose; however, antlered moose with spike-fork or 50-inch antlers may be taken only from Sept. 1--Sept. 20; no person may take a cow accompanied by a calf		Sept. 1--Mar. 31
Remainder of Unit 23		
SUBSISTENCE/RESIDENT HUNTERS: One moose; however, antlerless moose may be taken only from Sept. 1--Mar. 31; no person may take a cow accompanied by a calf.	Aug. 1--Mar. 31	
NONRESIDENT HUNTERS: One moose; however, antlered moose with spike-fork or 50-inch antlers may be taken only from Sept. 1--Sept. 20; no person may take a cow accompanied by a calf.		Sept. 1--Mar. 31
Unit 24, that portion within the Koyukuk Controlled Use Area One moose; however, antlerless moose may be taken only from Sept. 21--Sept. 25, Dec. 1--Dec. 10, and Mar. 1--Mar. 10	Sept. 5--Sept. 25 Dec. 1--Dec. 10 Mar. 1--Mar. 10	Sept. 5--Sept. 25
Unit 24, that portion including the John River drainage upstream from but excluding the Hunt Fork drainage One moose	Aug. 1--Dec. 31	No open season
Unit 24, the Alatna River drainage upstream from and including Helpmejack Creek drainage,the John River drainage upstream from and including the Malemute Fork drainage and downstream from and including the Hunt Fork drainage, the Wild River drainage upstream from and including the Michigan Creek drainage, and the North Fork Koyukuk River drainage north of the Bettles/Coldfoot winter trail		
SUBSISTENCE/RESIDENT HUNTERS: One moose; however, antlerless moose may be taken only from Sept. 21--Sept. 25 and Mar. 1--Mar. 10	Aug. 25--Sept. 25 Mar. 1--Mar. 10	
NONRESIDENT HUNTERS: One bull with 50-inch antlers		Sept. 5--Sept. 25
Remainder of Unit 24		
SUBSISTENCE/RESIDENT HUNTERS: One bull	Aug. 25--Sept. 25	
NONRESIDENT HUNTERS: One bull with 50-inch antlers		Aug. 25--Sept. 25
Unit 25(A) One bull	Sept. 5--Sept. 25	Sept. 5--Sept. 25
Unit 25(B), that portion within the Porcupine River drainage upstream from but excluding the Coleen River drainage One bull	Sept. 20--Sept. 30	Sept. 20--Sept. 30

MOOSE

Remainder of Unit 25(B) One bull	Sept. 5--Sept. 25 Dec. 1--Dec. 15	Sept. 5--Sept. 25
Unit 25(C) One bull	Sept. 1--Sept. 15	Sept. 5--Sept. 15
Unit 25(D), that portion lying west of a line extending from the Unit 25(D) boundary on Preacher, then downstream along Preacher Creek, Birch Creek, and Lower Mouth Birch Creek to the Yukon River, then downstream along the north bank of the Yukon River (including islands) to the confluence of the Hadweenzik River, then upstream along the west bank of the Hadweenzik River to the confluence of Forty and One-Half Mile Creek, then upstream along Forty and One-Half Mile Creek to Nelson Mountain on the Unit 25(D) boundary One bull by Tier II subsistence permit only; up to 125 permits will be issued	Aug. 25--Sept. 25 Dec. 1--Dec. 10 Feb. 18--Feb. 28	No open season
Remainder of Unit 25(D)		
SUBSISTENCE/RESIDENT HUNTERS: One bull	Sept. 10--Sept. 20 Dec. 1--Dec. 10	
NONRESIDENT HUNTERS: One bull with 50-inch antlers		Sept. 10--Sept. 20
Unit 26(A) One moose. No person may take a cow accompanied by a calf	Aug. 1--Dec. 31	Sept. 1--Dec. 31
Unit 26(B), that portion within two miles of the Dalton Highway	No open season	No open season
Remainder of Unit 26(B), and Unit 26(C)		
SUBSISTENCE/RESIDENT HUNTERS: One bull	Sept. 5--Sept. 15 Nov. 1--Dec. 31	
NONRESIDENT HUNTERS: One bull with 50-inch antlers		Sept. 5--Sept. 15

MOUNTAIN GOAT

Game Management Unit and Bag Limits	**Subsistence/ Resident Open Seasons**	**Nonresident Open Seasons**
Unit 1(A), Revillagigedo Island only	No open season	No open season
Unit 1(B), that portion north of the Bradfield Canal and the north fork of the Bradfield River One goat, by registration permit only. However, the taking of kids or nannies with kids is prohibited	Aug. 1--Dec. 31	Aug. 1--Dec. 31
Remainder of Units 1(A) and 1(B) Two goats by registration permit only	Aug. 1--Dec. 31	Aug. 1--Dec. 31
Unit 1(C), that portion draining into Lynn Canal and Stephens Passage between Antler River and Eagle Glacier and River One goat by registration permit only	Oct. 1--Nov. 30	Oct. 1--Nov. 30

MOUNTAIN GOAT

Unit 1(C), that portion draining into Stephens Passage and Taku Inlet between Eagle Glacier and River and Taku Glacier, and all drainages of the Chilkat Range south of the Endicott River	No open season	No open season
Remainder of Unit 1(C) One goat by registration permit only	Aug. 1--Nov. 30	Aug. 1--Nov. 30
Unit 1(D), that portion between Taiya Inlet andRiver and White Pass and Yukon Railroad	No open season	No open season
Unit 1(D), that portion lying north of the Katzehin River and northeast of the Haines Highway One goat by registration permit only	Sept. 15--Nov. 30	Sept. 15--Nov. 30
Remainder of Unit 1(D), and Units 4 and 5 One goat by registration permit only	Aug. 1--Dec. 31	Aug. 1--Dec. 31
Unit 6(A), central and eastern portions of hunt subarea #820; specifically that portion of Subunit 6(A) south and east of the Duktoth River, north of Clear Creek and the Yakataga River, and west of Yahtse and Guyot Glaciers; also that portion of Subunit 6(A) south of White River, White River Glacier and Guyot Glacier One goat by registration permit only	Aug. 20--Oct. 23	Aug. 20--Oct. 23
Unit 6(A), hunt subarea #825, specifically that portion west of Bering River, south of Bering Lake and a line between Split Creek and Katalla River, and east of the Katalla River One goat by registration permit only	Aug. 20--Sept. 8	Aug. 20--Sept. 8
Unit 6(D), hunt subarea #829; specifically that portion of Subunit 6D east of Columbia Glacier, north of Valdez Arm and west of Shoup Bay and Shoup Glacier One goat by registration permit only	Aug. 20--Oct. 10	Aug. 20--Oct. 10
Unit 6(D), hunt subarea #830; specifically the mainland drainages south of Tiger Glacier and east of Cape Fairfield One goat by registration permit only	Aug. 20--Oct. 4	Aug. 20--Oct. 4
Unit 6(D), hunt subareas #823 and #824; specifically those portions of the mainland drainages south of Jack Bay and the north fork of Jack River, east of Valdez arm, and the drainages of Port Fidalgo and Gravina River north of Port Fidalgo and Gravina River beginning at a point 2 miles up river	No open season	No open season
Unit 6(D), hunt subarea #828; specifically the southern drainages of Port Valdez and Lowe River upstream to the mouth of Browns Creek, the eastern drainages of Browns Creek, and the northern drainages of Jack Bay, Jack River, and the North Fork of Jack River One goat by registration permit only	Aug. 20--Nov. 8	Aug. 20--Nov. 8
Remainder of Unit 6 One goat by registration permit only	Aug. 20--Jan. 31	Aug. 20--Jan. 31

MOUNTAIN GOAT

Units 7 and 15(C), that portion in Hunt Area 899. One goat by Tier II subsistence hunting permit only in the Aug. 1--Sept. 30 season or one goat by registration permit only in the Oct. 15--Nov. 2 season	Aug 1-Sept. 30 (Subsistence hunt only) Oct. 15--Nov. 2	No open season
Units 7 and 15, that portion in Hunt Areas 812 (835) and 886 One goat by drawing permit only in the Aug. 10-Sept. 30 season or one goat by registration permit only in the Oct. 15-Nov. 2 season	Aug. 10--Sept. 30 (General hunt only) Oct. 15--Nov. 2 (General hunt only)	Aug. 10--Sept. 30 Oct. 15--Nov. 2
Units 7 and 15, that portion in Hunt Area 883 One goat by drawing permit only in the Aug. 10-Sept. 30 season, or one goat by registration permit only in the Oct. 15-Oct. 29 season	Aug. 10--Sept. 30 (General hunt only) Oct. 15--Oct. 29 (General hunt only)	Aug. 10--Sept. 30 Oct. 15--Oct. 29
Units 7 and 15, that portion in Hunt Area 848 One goat by drawing permit only in the Aug. 10-Sept. 30 season, or one goat by registration permit only in the Oct. 15-Oct. 22 season	Aug. 10--Sept. 30 (General hunt only) Oct. 15--Oct. 22 (General hunt only)	Aug. 10--Sept. 30 Oct. 15--Oct. 22
Remainder of Units 7 and 15 One goat by drawing permit only in the Aug. 10--Sept. 30 season, or one goat by registration permit only in the Oct. 15--Nov. 30 season	Aug. 10--Sept. 30 (General hunt only) Oct. 15--Nov. 30 hunt only)	Aug. 10--Sept. 30 Oct. 15--Nov. 30
Unit 8 One goat by drawing permit only; up to 125 permits will be issued	Sept. 1--Oct. 31	Sept. 1--Oct. 31
Unit 11 One goat by registration permit only	Sept. 1--Nov. 30	Sept. 1--Nov. 30
Unit 13(D) One goat by drawing permit only; up to 35 permits will be issued; the taking of kids with a horn length of 3" or less or nannies accompanied by kids is prohibited	Aug. 10--Sept. 20	Aug. 10--Sept. 20
Units 12, remainder of Unit 13 and 14(A) north of the Matanuska River	No open season	No open season
Remainder of Unit 14 One goat by registration permit only; however, from Oct. 16--Oct. 31 goats may be taken by bow and arrow only in Unit 14(C) only	Sept. 1--Oct. 31	Sept. 1--Oct. 31

MUSK OXEN

Game Management Unit and Bag Limits	Subsistence/ Resident Open Seasons	Nonresident Open Seasons
Unit 18, Nunivak Island One bull by drawing permit only, with up to 10 permits issued for the fall season and up to 35 permits for the spring season; however one cow may be taken by registration permit only with up to 45 cow permits issued on a first-come, first-served basis, beginning in the fall and continuing in the spring	Sept. 1--Sept. 30 (Bulls, Cows) Feb. 15--Mar. 15 (Cows) Feb. 15--Mar. 15 (Bulls)	Sept. 1--Sept. 30 (Bulls, Cows) Feb. 15--Mar. 15 (Cows) Feb. 15--Mar. 15 (Bulls)

MUSK OXEN

Unit 18, Nelson Island One musk ox by registration permit only; up to 15 bull and up to 15 cow permits may be issued on a first-come, first-served basis	Feb. 1--Mar. 25	Feb. 1--Mar. 25
Remainder of Unit 18	No open season	No open season
Units 26(B) and 26(C) One bull by Tier 11 permit only; up to 15 muskoxen may be taken	Oct. 1--Oct. 31 Mar. 1--Mar. 31	No open season
Remainder of Unit 26	No open season	No open season

OTTER, LAND -- TRAPPING

Game Management Unit and Bag Limits	Subsistence/ Resident Open Seasons	Nonresident Open Seasons
Units 1-4 No limit	Dec. 1--Feb. 15	Dec. 1--Feb. 15
Unit 5 No limit	Nov. 10--Feb. 15	Nov. 10--Feb. 15
Unit 6, 9-11, 13, 14(A), 14(B), 16-18 No limit	Nov. 10--Mar. 31	Nov. 10--Mar. 31
Units 7, 14(C), and 15(C) No limit	Nov. 10--Feb. 28	Nov. 10--Feb. 28
Units 8, 15(A) and 15(B) No limit	Nov. 10--Jan. 31	Nov. 10--Jan. 31
Units 12 and 19-26 No limit	Nov. 1--Apr. 15	Nov. 1--Apr. 15

SEA DUCKS • King and common eiders, scoters, old squaw, and mergansers

Game Management Unit and Bag Limits	Subsistence/ Resident Open Seasons	Nonresident Open Seasons
Units 1-7, 9, 10 (Unimak Island only) and 11-26 Fifteen a day, thirty in possession	Sept. 1--Dec. 16	Sept. 1--Dec. 16
Units 8 and 10 (except Unimak Island) Fifteen a day, thirty in possession	Oct. 8--Jan. 22	Oct. 8--Jan. 22

SEA DUCKS • Harlequin Ducks

Game Management Unit and Bag Limits	Subsistence/ Resident Open Seasons	Nonresident Open Seasons
Units 1-5, 6(A-C), 9, 10 (Unimak Is.and only) and 11-26 Fifteen per day, thirty in possession	Sept. 1--Dec. 16	Sept. 1--Dec. 16
Units 6(D) and 7 Fifteen per day, thirty in possession	Oct. 1--Dec. 16	Oct. 1--Dec. 16

SEA DUCKS • Harlequin Ducks

Units 8 and 10 (except Unimak Island) Fifteen per day, thirty in possession	Oct. 8--Jan. 22	Oct. 8--Jan. 22

SEA DUCKS • Spectacled and Steller's eider

Game Management Unit and Bag Limits	Subsistence/ Resident Open Seasons	Nonresident Open Seasons
Units 1-26	No open season	No open season

SHEEP

Game Management Unit and Bag Limits	Subsistence/ Resident Open Seasons	Nonresident Open Seasons
Units 6, 7, 9, 13(D), remainder of Unit 13, 14(A), 14(B), 15-17 and 19 One ram with full curl horn or larger	Aug. 10--Sept. 20	Aug. 10--Sept. 20
Unit 11		
SUBSISTENCE/RESIDENT HUNTERS: One sheep	Aug. 10--Sept. 20	
NONRESIDENT HUNTERS: One ram with furll curl horn or larger		Aug. 10--Sept. 20
Units 12, 13, and 20, those portions known as the Tok Management Area One ram with full curl horn or larger, every four regulatory years, by drawing permit only. Up to 120 permits may be issued	Aug. 10--Sept. 20	Aug. 10--Sept. 20
Remainder of Unit 12 One ram with full curl horn or larger	Aug. 10--Sept. 20	Aug. 10--Sept. 20
Units 13 and 20, those portions known as the Delta Controlled Use Area One ram with full curl horn or larger, by drawing permit only. Up to 150 permits may be issued	Aug. 10--Sept. 20	Aug. 10--Sept. 20
Unit 14(C), the Eklutna Management Area One sheep by drawing permit only, and by bow and arrow only; up to 25 permits will be issued	Sept. 3--Sept. 30	Sept. 3--Sept. 30
Remainder of Unit 14(C) One sheep by drawing permit only; up to 240 permits will be issued. One sheep by drawing permit only; up to 80 permits will be issued for bow and arrow only.	Aug. 10--Sept. 30 Oct. 1--Oct. 10	Aug. 10--Sept. 30 Oct. 1--Oct. 10
Unit 20(E), that portion known as Glacier Mountain Controlled Use Area One ram with full curl horn or larger	Aug. 10--Sept. 20	Aug. 10--Sept. 20
Remainder of Unit 20(E), and that portion of **Unit 20(D)** north of the Alaska Highway One ram with full curl horn or larger, by drawing permit only. 12 permits will be issued	Aug. 10--Sept. 20	Aug. 10--Sept. 20
Remainder of Unit 20 One ram with full curl horn or larger	Aug. 10--Sept. 20	Aug. 10--Sept. 20

SHEEP

Unit 23, that portion south and east of the Noatak River (excluding Gates of the Arctic National Park) and including the Igichuk Hills (that area west of the Noatak River and south of Noatak village	No open season	No open season
Remainder of Unit 23		
SUBSISTENCE/RESIDENT HUNTERS: One ram with 7/8 curl horn or larger; however, 1 sheep may be taken Oct. 1-April 30	Sept. 1--Sept. 20 Oct. 1--April 30	
NONRESIDENT HUNTERS: One ram with 7/8 curl horn or larger		Sept. 1--Sept. 20
Units 25(A) and 26(C)		
SUBSISTENCE/RESIDENT HUNTERS: One ram with 7/8 curl horn or larger Aug. 10--Sept. 20; or three sheep maybe taken by registration permit Oct. 1--Apr. 30	Aug. 10--Sept. 20 Oct. 1--Apr. 30	
NONRESIDENT HUNTERS: One ram with 7/8 curl horn or larger		Aug. 10--Sept. 20
Remainder of Unit 25 One ram with a full curl horn or larger	Aug. 10--Sept. 20	Aug. 10--Sept. 20
Units 24, and 26(A), those portions within the Gates of the Arctic National Park Three sheep	Aug. 1--Apr. 30	No open season
Unit 26(A), that portion west of Howard Pass One ram with 7/8 curl horn or larger	Sept. 1--Sept. 20	Sept. 1--Sept. 20
Remainder of Units 24, 26(A), and 26(B), including the Gates of the Arctic National Preserve One ram with 7/8 curl horn or larger	Aug. 10--Sept. 20	Aug. 10--Sept. 20

SNOW GEESE

Game Management Unit and Bag Limits	Subsistence/ Resident Open Seasons	Nonresident Open Seasons
Units 1 (except 1(C)), 2-7, 9, 10 (Unimak Island only), and 11-26 Six a day, twelve in possession	Sept. 1--Dec. 16	Sept. 1--Dec. 16
Unit 1(C)	No open season	No open season
Units 8 and 10 (except Unimak Island) Six a day, twelve in possession	Oct. 8--Jan. 22	Oct. 8--Jan. 22

WOLF -- HUNTING

Game Management Unit and Bag Limits	Subsistence/ Resident Open Seasons	Nonresident Open Seasons
Units 1-5 No limit	No closed season	No closed season
Units 6, 8 and 10 Two wolves	Aug. 10--Apr. 30	Aug. 10--Apr. 30

WOLF -- HUNTING

Units 7, 14(C) and 15 One wolf	Aug. 10--Apr. 30	Aug. 10--Apr. 30
Units 14(A),(B), 16 and 18 Four wolves	Aug. 10--Apr. 30	Aug. 10--Apr. 30
Units 9, 11, 12, 13 (A - D), 17, 19, 20, 21, 23, 24,and 25 (B - D) Ten wolves	Aug. 10--Apr. 30	Aug. 10--Apr. 30
Unit 13(E) Ten wolves	Aug. 10--Mar. 19	Aug. 10--Mar. 19
Units 22, 25(A) and 26 No limit	Aug. 10--Apr. 30	Aug. 10--Apr. 30

WOLF -- TRAPPING

Game Management Unit and Bag Limits	Subsistence/ Resident Open Seasons	Nonresident Open Seasons
Units 1--5 No limit	Nov. 10--Apr. 30	Nov. 10--Apr. 30
Units 6, 9, 10, 11, 13, 14(A), 14(B), and 16-18 No limit	Nov. 10--Mar. 31	Nov. 10--Mar. 31
Units 7, 14(C) and 15 No limit	Nov. 10--Feb. 28	Nov. 10--Feb. 28
Units 12 and 20(E) No limit	Oct. 1--April 30	Oct. 1--April 30
Units 19, 21, 24, 25, and remainder of Unit 20 No limit	Nov. 1--March 31	Nov. 1--March 31
Units 22, 23 and 26 No limit	Nov. 1--April 15	Nov. 1--April 15

WOLVERINE --HUNTING

Game Management Unit and Bag Limits	Subsistence/ Resident Open Seasons	Nonresident Open Seasons
Units 1--5 One wolverine	Nov. 10--Feb. 15	Nov. 10--Feb. 15
Units 6--26 One wolverine	Sept. 1--Mar. 31	Sept. 1--Mar. 31

WOLVERINE -- TRAPPING

Game Management Unit and Bag Limits	Subsistence/ Resident Open Seasons	Nonresident Open Seasons
Units 1--5 No limit	Nov. 10--April 30	Nov. 10--April 30
Units 6--11, 13, 14, 15(B), 15(C), 16, and 17 No limit	Nov. 10--Feb. 28	Nov. 10--Feb. 28
Unit 15(A)	No open season	No open season

WOLVERINE -- TRAPPING

Units 12, 20, and 25(C) No limit	Nov. 1--Feb. 28	Nov. 1--Feb. 28
Unit 18 No limit	Nov. 10--Mar. 31	Nov. 10--Mar. 31
Units 19, 21, 24, and remainder of Unit 25 No limit	Nov. 1--Mar. 31	Nov. 1--Mar. 31
Units 22, 23, and 26 No limit	Nov. 1--Apr. 15	Nov. 1--Apr. 15