



# GOA Trawl Perspective

# INTRODUCTIONS

Rebecca Skinner

## **ALASKA WHITEFISH TRAWLERS**

- Kodiak, Alaska
- Independently owned catcher-vessels (CV)
- Partial Observer Coverage category
- Avg number of crew - 4
- Avg vessel length 76 feet
- Operate primarily in GOA
- Target species: pollock, Pacific cod, rockfish, flatfish, sablefish

Chris Woodley

## **GROUNDFISH FORUM**

- Seattle, Washington
- Catcher-processor (CP)
- 24-7 Observer Coverage (i.e. 200%)
- Avg number of crew - 42
- Avg vessel length 200 ft
- Operate in GOA (6 CPs) & BSAI (18 CPs)
- Target species: flatfish, rockfish, Pacific cod, Pacific ocean perch, Atka mackerel



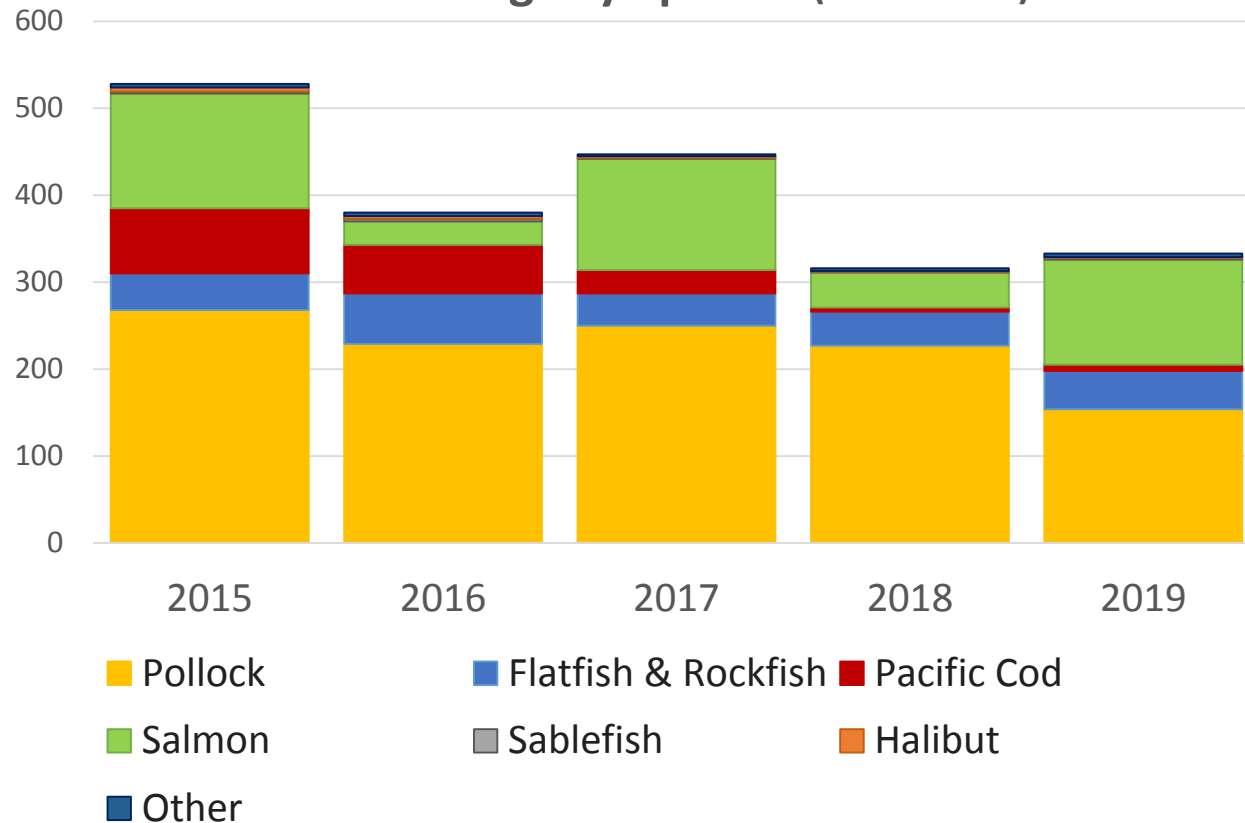
# CURRENT STATE

1. Economic overview
2. GOA Trawl closures & mitigation measures



# Economic Overview | Overall landings in Kodiak

Kodiak Landings by Species (Million Lbs)



## Backbone of Kodiak's commercial fisheries

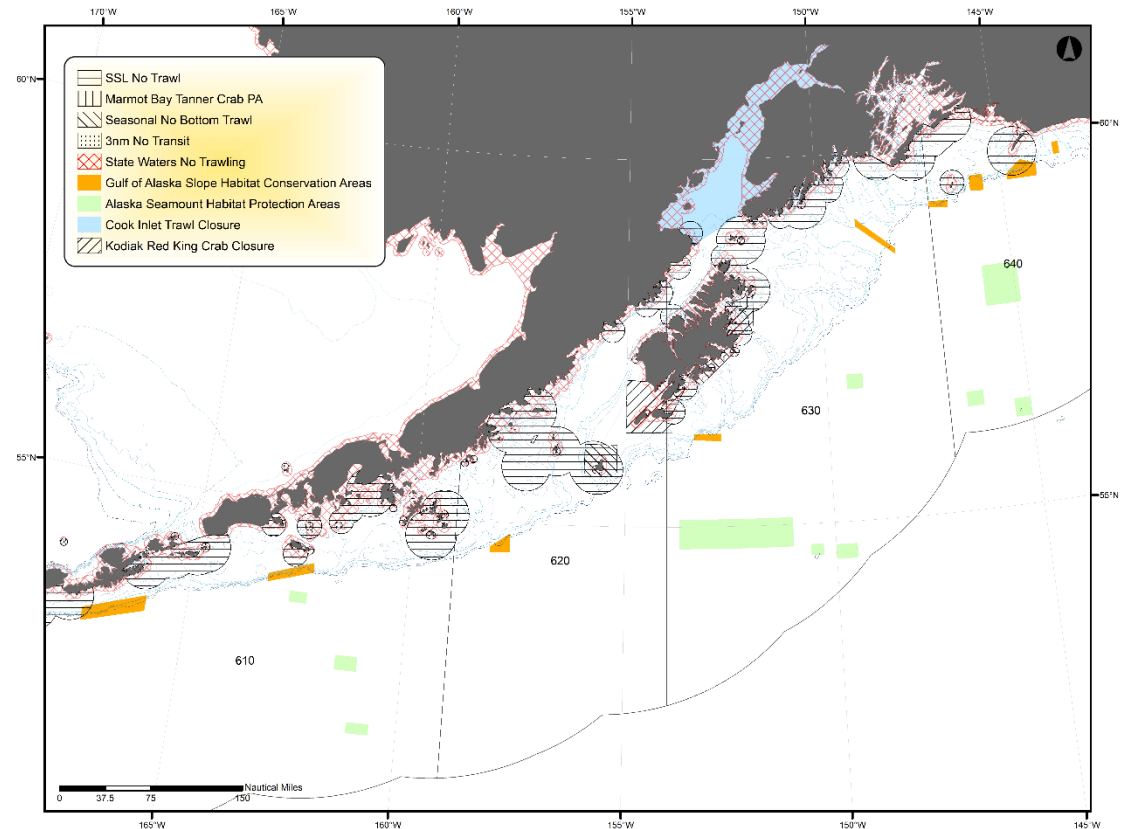
- No. 3 port by volume in U.S. for 2020\*
- 68% of volume from trawl landings (2015-2019)
- Trawl operates year-round
  - Plants open during shoulder seasons for deliveries
  - Supports resident processing workforce
  - Year-round working waterfront
  - Two fuel docks, four processing plants, two harbors, gear suppliers, hydraulic shops, mechanics
  - Heavy users of Kodiak Shipyard





*\*Fisheries of the U.S., National Marine Fisheries Service 2022*

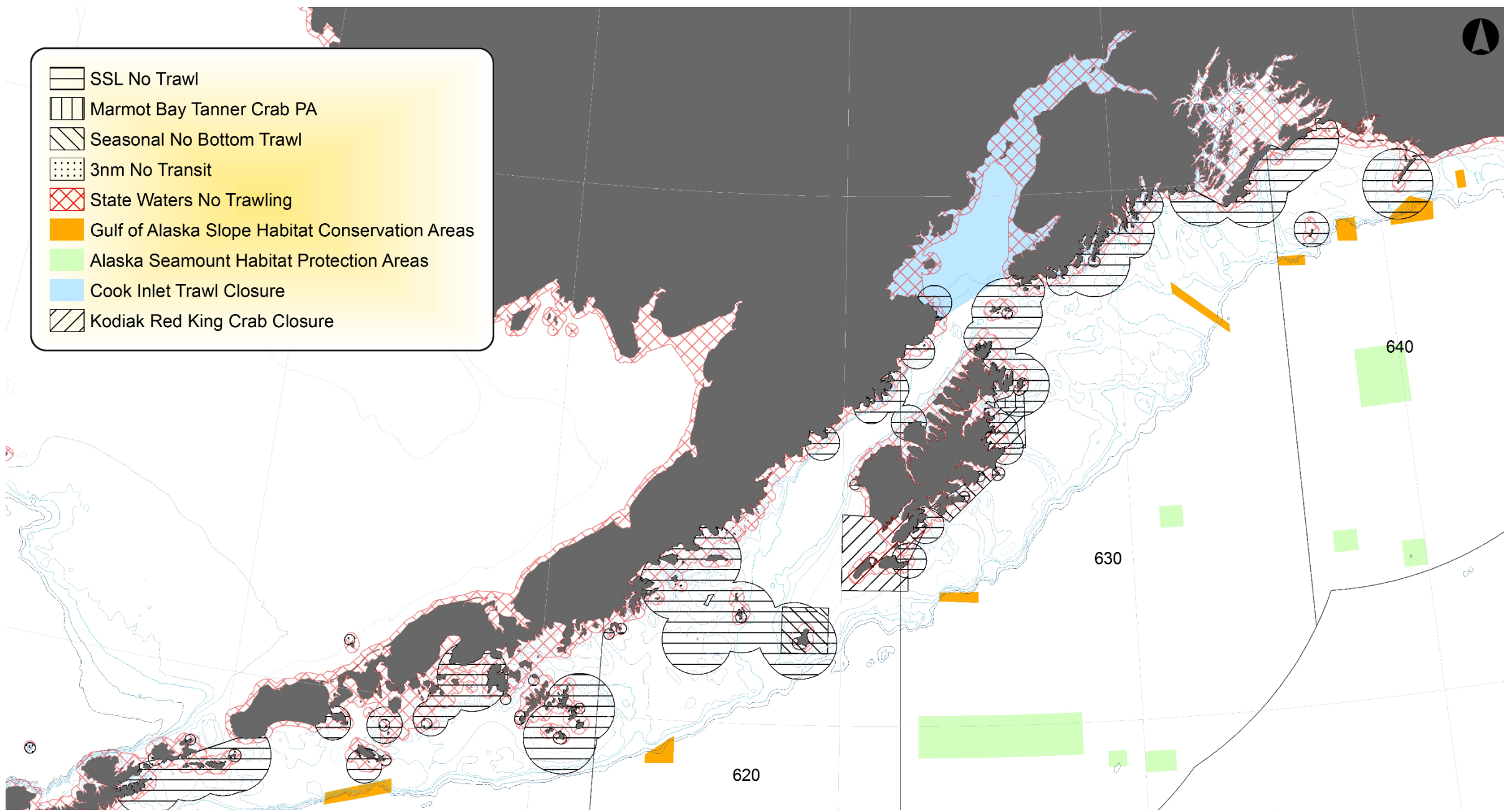
# GOA Trawl closures & mitigation measures

## Trawl closures & mitigation measures

- 2014 Bottom trawl sweep modifications in GOA
- 2014 Tanner protections Federal waters in Marmot Bay closed to nonpelagic trawl to protect tanners
- 2001 Cook Inlet bottom trawl closure
- 2000 State waters (0-3 nm) closed to bottom trawling
- 1998 Year-round trawl closure east of 140° W (SE Alaska)
- 1995 Start of year-round closure for scallop dredging
- 1993 Type I and Type II Kodiak red king crab closures due to poor condition of king crab resource. Type I areas closed all year to all trawling except with pelagic gear. Type II areas closed to non-pelagic gear from February 15-June 15 (during molting)



-  SSL No Trawl
-  Marmot Bay Tanner Crab PA
-  Seasonal No Bottom Trawl
-  3nm No Transit
-  State Waters No Trawling
-  Gulf of Alaska Slope Habitat Conservation Areas
-  Alaska Seamount Habitat Protection Areas
-  Cook Inlet Trawl Closure
-  Kodiak Red King Crab Closure



# Recommendations



# Recommendations | Overall picture

## ***“Study what impacts bycatch has on fisheries” (AO)***

*“Kodiak tanner crab stocks are trending up.”* Nat Nichols, ADFG, 04/04/22 presentation to ABRT

*“Outlook for 2023 tanner fishery looks encouraging.”* Nat Nichols, ADFG, 04/04/22 presentation to ABRT

Trawl bycatch is an extremely small percentage of total abundance (~ 0.11%)



# Recommendations | Pot fisheries

## Data Gaps

- Incomplete understanding of all tanner crab removals
  - Uncertainty around bycatch from GOA tanner crab fishery & state pot cod fishery
    - Total number of animals caught / discarded
    - Number of discarded animals that die (discard mortality)

## Management Measures

- Implement observer coverage to better quantify removals

# Recommendations | Trawl fisheries

## What We Know

- Trawl bycatch is very small percentage of total GOA tanner abundance (~ 0.11%)
- Significant research exists for modified trawl sweeps & impacts on crab bycatch

## Additional Research Needs

- Trawl discard mortality (possible range 54% to 80%)
- Unobserved mortality for pelagic gear and modified trawl sweep gear

# Recommendations | GOA Area closures

## What We Know

- Extensive areas closed to the trawl sector
- Research indicates permanent closure areas are less effective than other measures

## Additional Research Needs

- <https://www.pnas.org/doi/10.1073/pnas.2114508119>
- Whether area closures promote abundance of fish (cod, arrowtooth flounder, pollock) which predate upon GOA tanner crab

# QUESTIONS



# REFERENCES

Slide 5 Kodiak economic data taken from: McDowell Group. *Kodiak Economic Profile And Pandemic Impact Analysis*, Table 17 at 22. February 2021. <https://www.kodiakak.us/DocumentCenter/View/10758/2021-Kodiak-Economic-Profile-and-Pandemic-Impacts-Assessment-FINAL>.

Kodiak's rank as top-three port for fisheries landings taken from: U.S. Department of Commerce, National Marine Fisheries Service. *2020 Fisheries of the United States*, at 9. May 2022. <https://media.fisheries.noaa.gov/2022-05/Fisheries-of-the-United-States-2020-Report-FINAL.pdf>.

Slide 6 Trawl closure information from: NPFMC. *Area closures for GOA groundfish trawl and scallop fisheries* website, <https://www.npfmc.org/crab-bycatch-overview/goa-crab-bycatch/>.

Trawl Closure Map from: NPFMC. *Central Gulf of Alaska Crab Protection Measures Discussion paper*, at 2. June 2017. <https://meetings.npfmc.org/CommentReview/DownloadFile?p=c921bc36-fa1b-42d1-be13-55e5da2f510c.pdf&fileName=D2%20CGOA%20Crab%20Protection%20Measures%20Discussion%20Paper.pdf>.

Slide 7 Zoomed in view of Trawl Closure Map from slide 6.

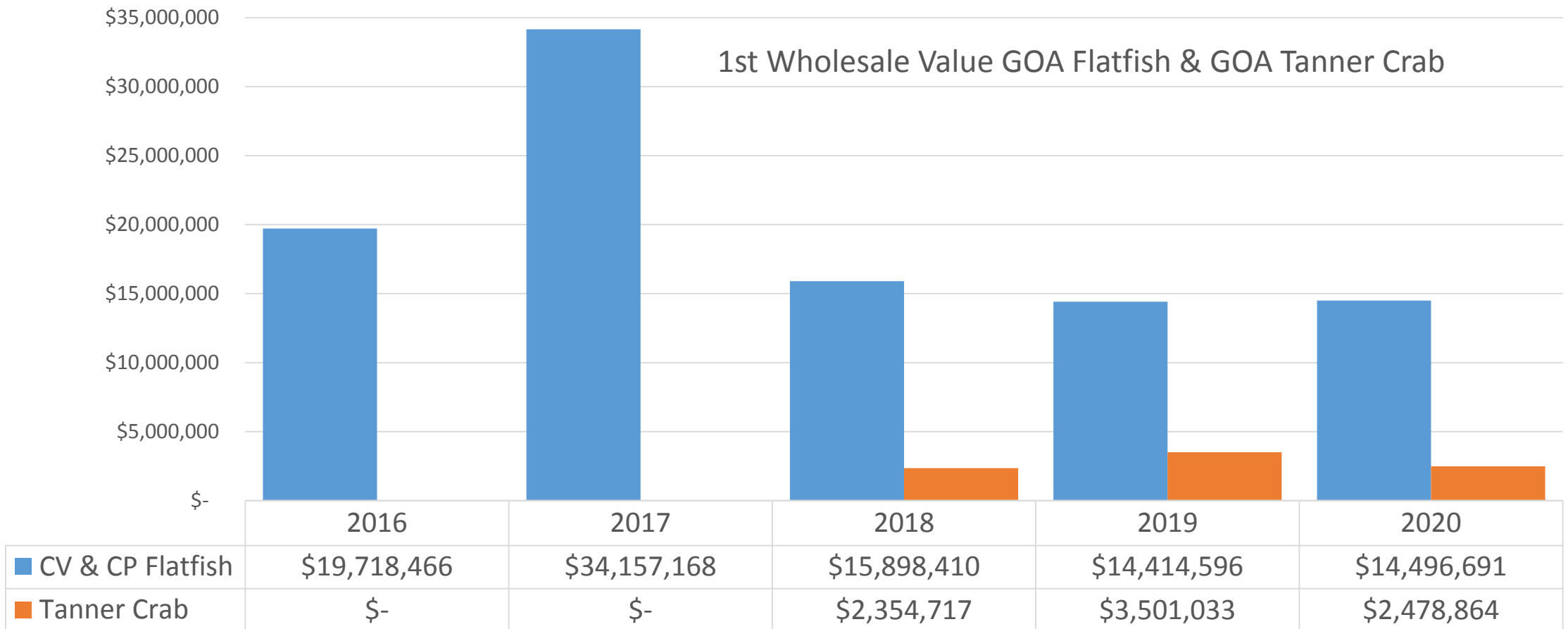


# Additional References

First wholesale revenue tanner crab and flatfish fisheries



# Economic Overview | GOA Flatfish & Tanner Crab



Alaska COAR data.

