

Alaska Bycatch Review Task Force (ABRT)

Gulf of Alaska Salmon and Halibut Committee

Thursday, April 14

Information on Gulf of Alaska Chinook Salmon Status and Trends

Alaska Statewide Chinook Salmon Production Trends 1966 – 2021

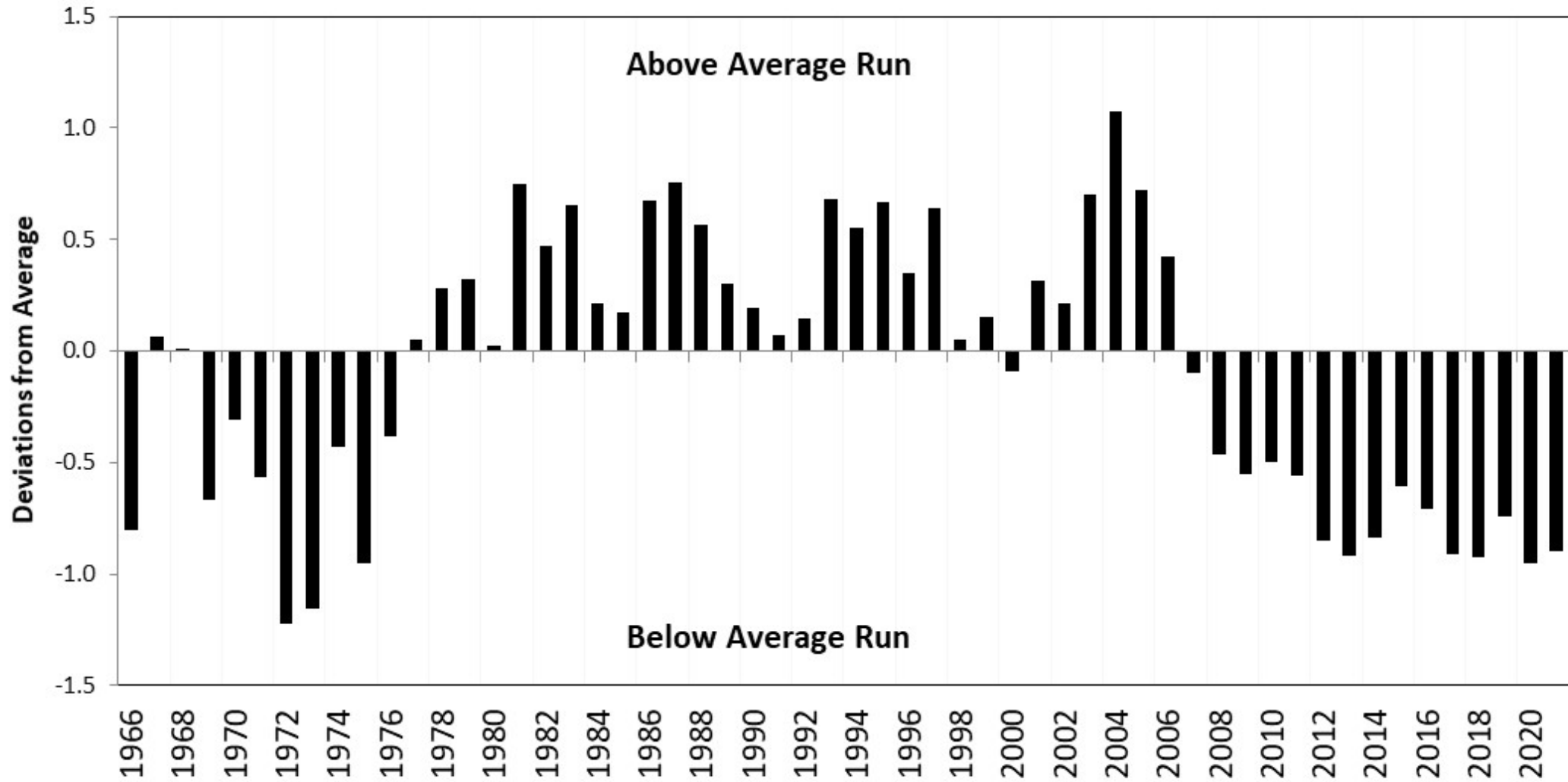
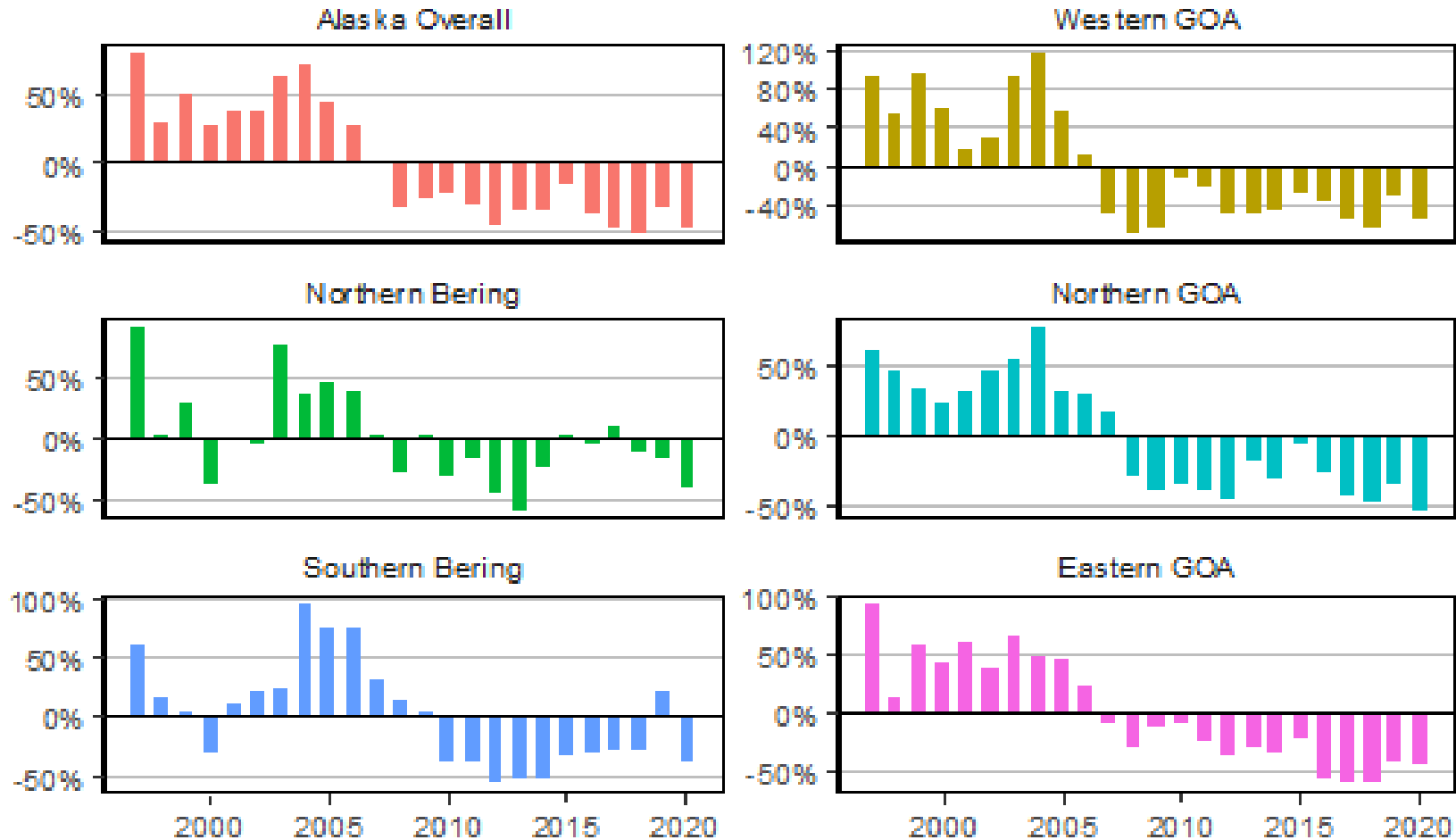


Figure 1. Standardized productivity residuals of 29 stocks of Chinook salmon across Alaska.

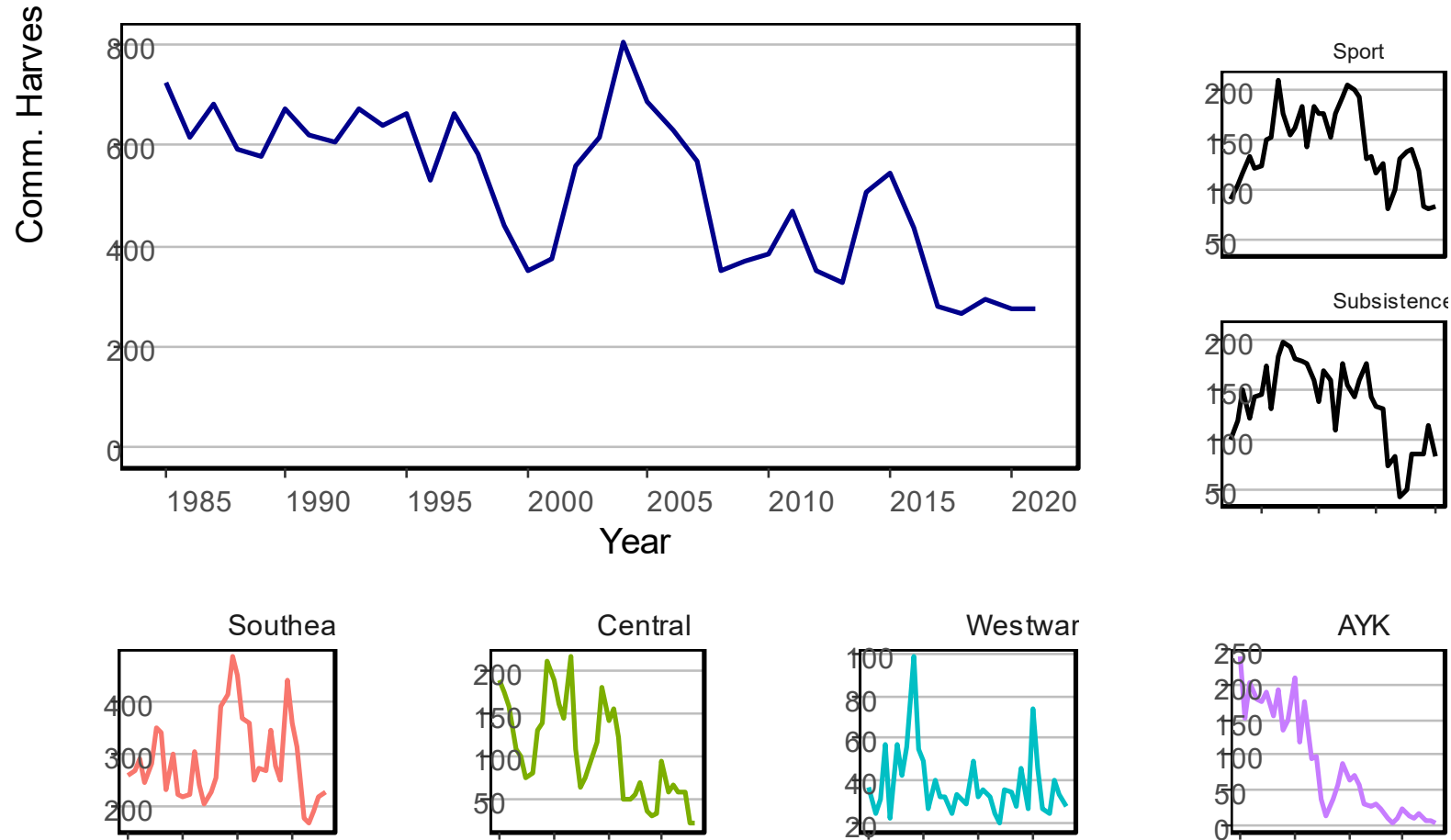
Alaska Regional Chinook Salmon Production Trends 1997 – 2020



From: *Status of North Pacific Salmon and Steelhead Trout* (NPAFC in prep)

Figure 2. Percent deviations from average run size estimates of Chinook salmon by major geographic regions within Alaska from 1997-2020. Western Gulf of Alaska: Kodiak (1 stock), Chignik (1); Northern Gulf of Alaska: Copper River (1), Cook Inlet (4); Eastern Gulf of Alaska: Southeast Alaska (6 stocks); Southern Bering Sea: Kuskokwim (1); Northern Bering Sea: Yukon (1). Note change in scale of y-axis.

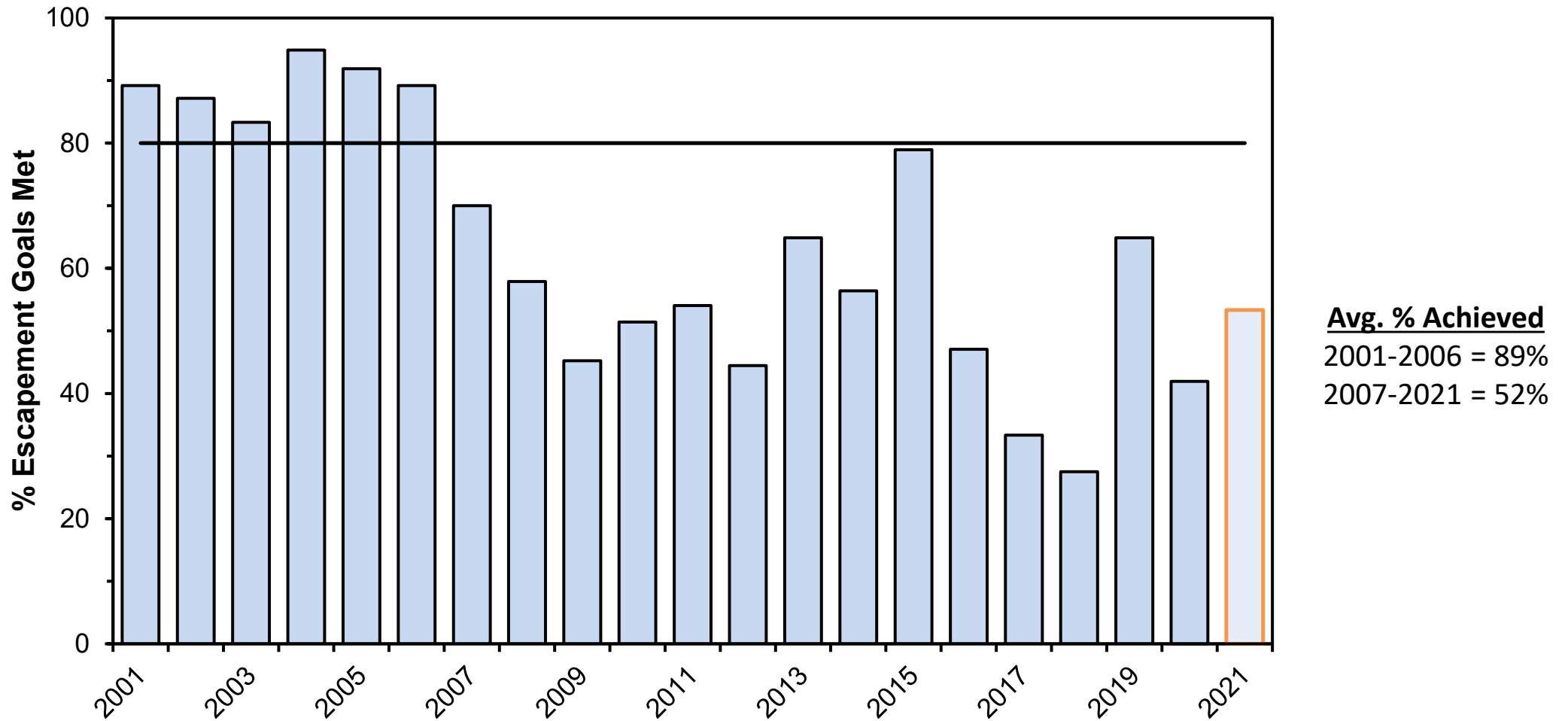
Alaska Chinook Salmon Harvests – Statewide and Regional 1985 – 2021



From: *Status of North Pacific Salmon and Steelhead Trout* (NPAFC in prep)

Figure 3. Number (thousands) of Chinook salmon harvested in Alaska (1985-2021) as reported annually to North Pacific Anadromous Fish Commission. Figure shows total commercial harvest statewide (main panel), and by ADF&G Commercial Fisheries Regions (lower panels), with sport and subsistence harvest through 2020 (side panels). Note change in scale of y-axis.

Gulf of Alaska Chinook Salmon Escapement Goals Met Annually 2001 – 2021



Derived from: Munro & Brenner. 2021. Summary of Pacific salmon escapement goals in Alaska with a review of escapements from 2012 to 2020. ADF&G FMS21-05 and previous reports.

Figure 4. Percentage of Gulf of Alaska Chinook salmon escapement goals met annually from 2001 to 2021. Horizontal line indicates ADF&G target of achieving at least 80% of escapement goals for reporting to Legislature.

Gulf of Alaska Chinook Salmon Stocks of Concern

System	Area	Year Designated ^a	Level of Concern
Chilkat River	Southeast	2017	Management
King Salmon River	Southeast	2017	Management
Unuk River	Southeast	2017	Management
Stikine River	Southeast	2021	Management
Andrew Creek	Southeast	2021	Management
Chickamin River	Southeast	2021	Management
Taku River	Southeast	2021	Management
Chuitna River	Cook Inlet	2010	Management
Theodore River	Cook Inlet	2010	Management
Alexander Creek	Cook Inlet	2010	Management
East Susitna River	Cook Inlet	2019	Management
Karluk River	Kodiak	2010	Management
Ayakulik River	Kodiak	2019	Management

^a Indicates start of Alaska Board of Fisheries cycle in which Stock of Concern was designated (e.g. 2021/2022 BOF cycle = 2021).
<https://www.adfg.alaska.gov/index.cfm?adfg=specialstatus.akfishstocks>

Figure 5. Gulf of Alaska Chinook salmon stocks designated as stocks of concern as of April 2022.