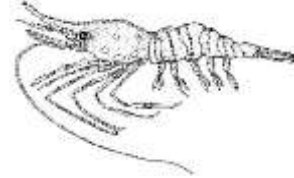


**ALASKA DEPARTMENT OF FISH AND GAME  
DIVISION OF COMMERCIAL FISHERIES  
NEWS RELEASE**



*Sam Cotten, Commissioner  
Scott Kelley, Director*



Contact:  
Kenneth J. Goldman, Ph.D.  
Central Region Groundfish/Shellfish Research  
Biologist  
Phone: (907) 235-8191  
Fax: (907) 235-2448

Homer Office  
3298 Douglas Place  
Homer, AK. 99603

Date Issued: March 3, 2016

**SUMMARY OF PRINCE WILLIAM SOUND SPOT SHRIMP DATA**

The Alaska Department of Fish and Game conducts an annual longline pot survey to assess spot shrimp in Prince William Sound (PWS). This document provides the most current summary of our spot shrimp survey data as well as site specific survey catch data.

The figures below indicate the locations where the survey takes place (Figure 1), the average number of spot shrimp per pot (Figure 2) and average weight of spot shrimp per pot (Figure 3) from the entire survey from 1992 to present. Also included are the average catch per unit effort (CPUE) of spot shrimp at each location sampled (Figure 4) and the CPUE of shrimp with carapace lengths of 32 mm or greater (Figure 5) at all locations sampled for the same time period. Data are presented for all sizes of spot shrimp caught in the survey as well as those with a carapace length of 32 mm and greater, which is the portion of the population that is typically harvested and is used to set commercial guideline harvest limits. Please contact Dr. Ken Goldman (235-1741) for research questions and Maria Wessel (424-3212) for management questions.

**-end-**

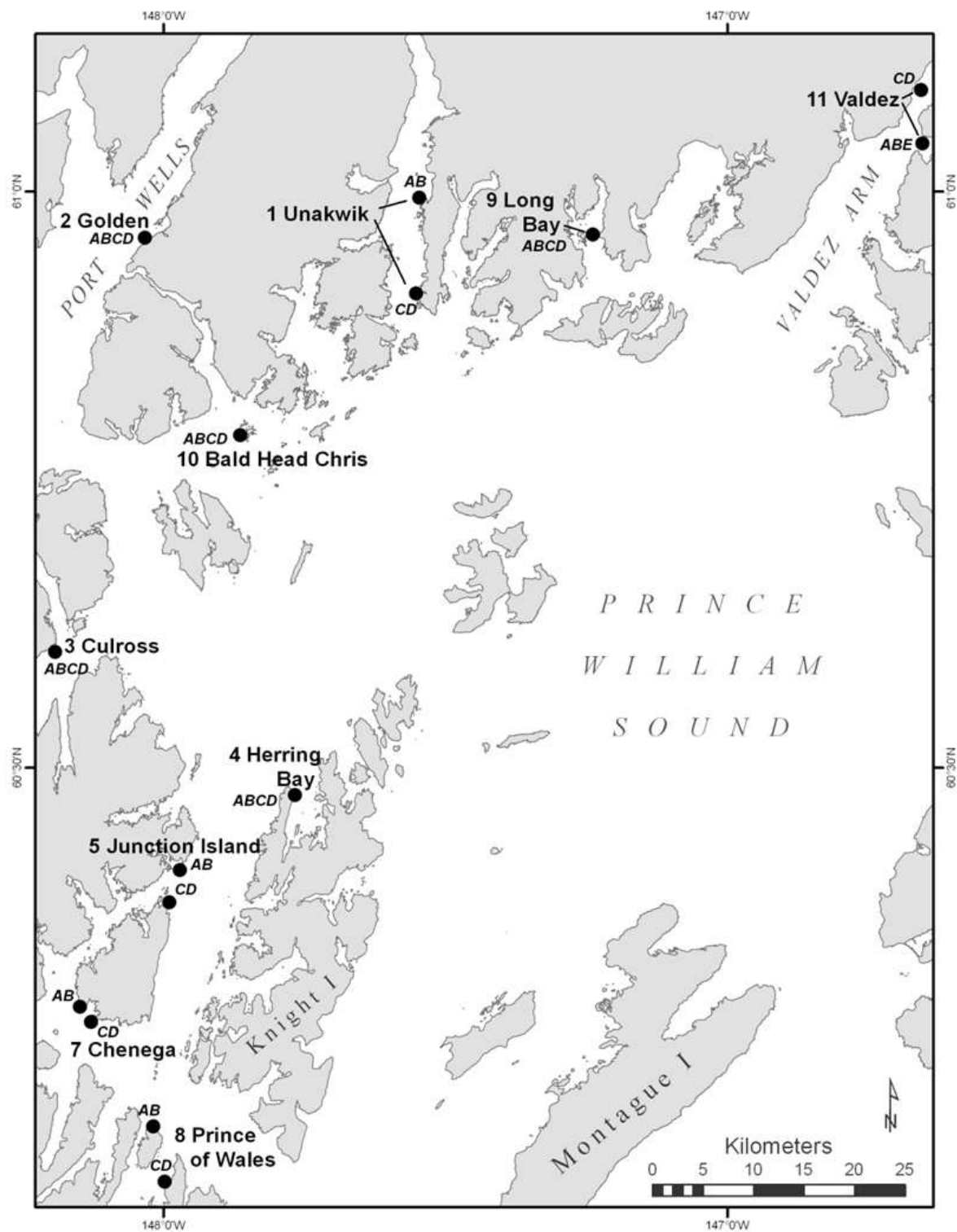


Figure 1: Spot shrimp survey sites in western Prince William Sound.

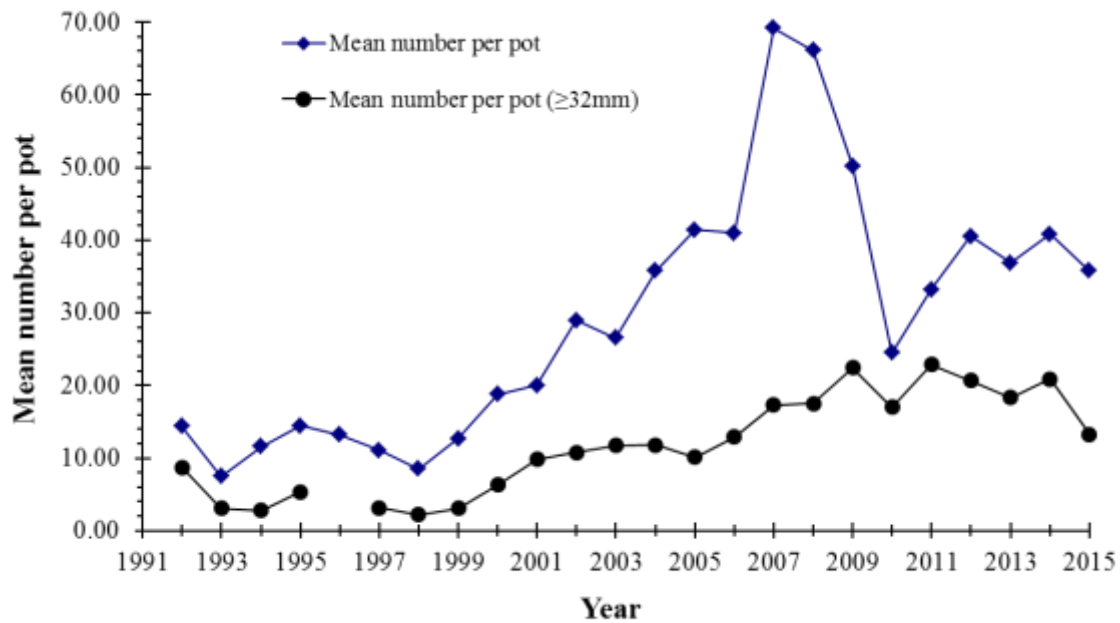


Figure 2: Mean (average) number of spot shrimp per pot and mean number of commercially marketable shrimp per pot (those equal to or greater than 32 mm in carapace length).  
*Note:* Data for spot shrimp 32mm and greater not available for 1996.

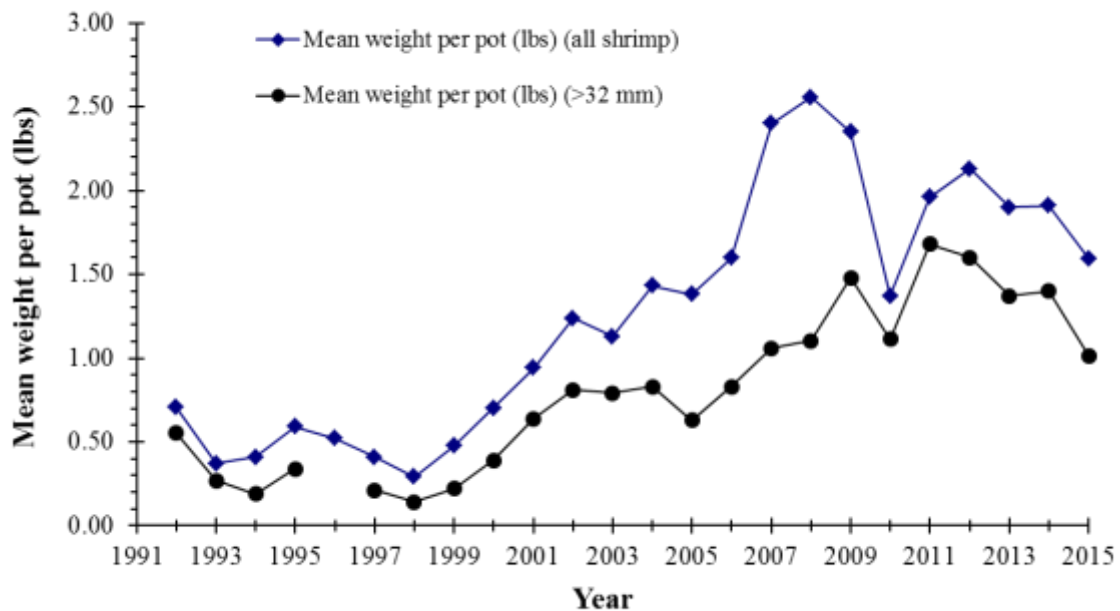


Figure 3: Mean (average) weight of spot shrimp per pot and mean weight of commercially marketable shrimp per pot (those equal to or greater than 32 mm in carapace length).  
*Note:* Data for spot shrimp 32mm and greater not available for 1996.

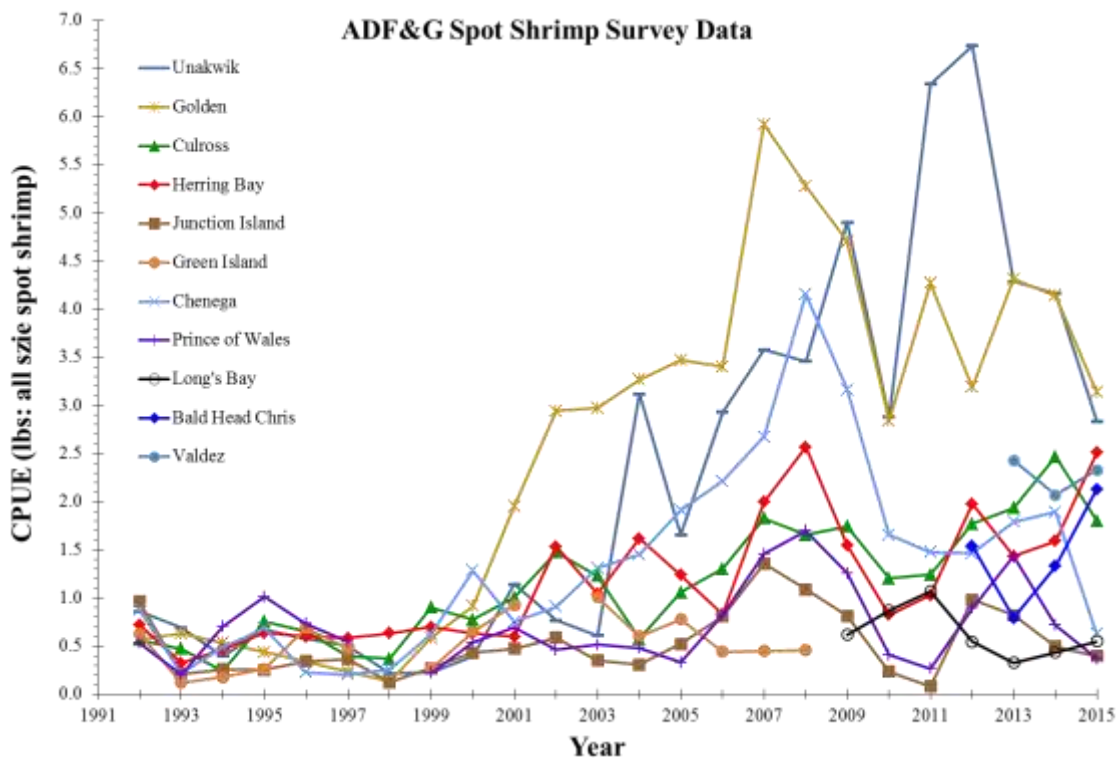


Figure 4: Catch per unit effort (CPUE) for spot shrimp of all sizes at all locations sampled.

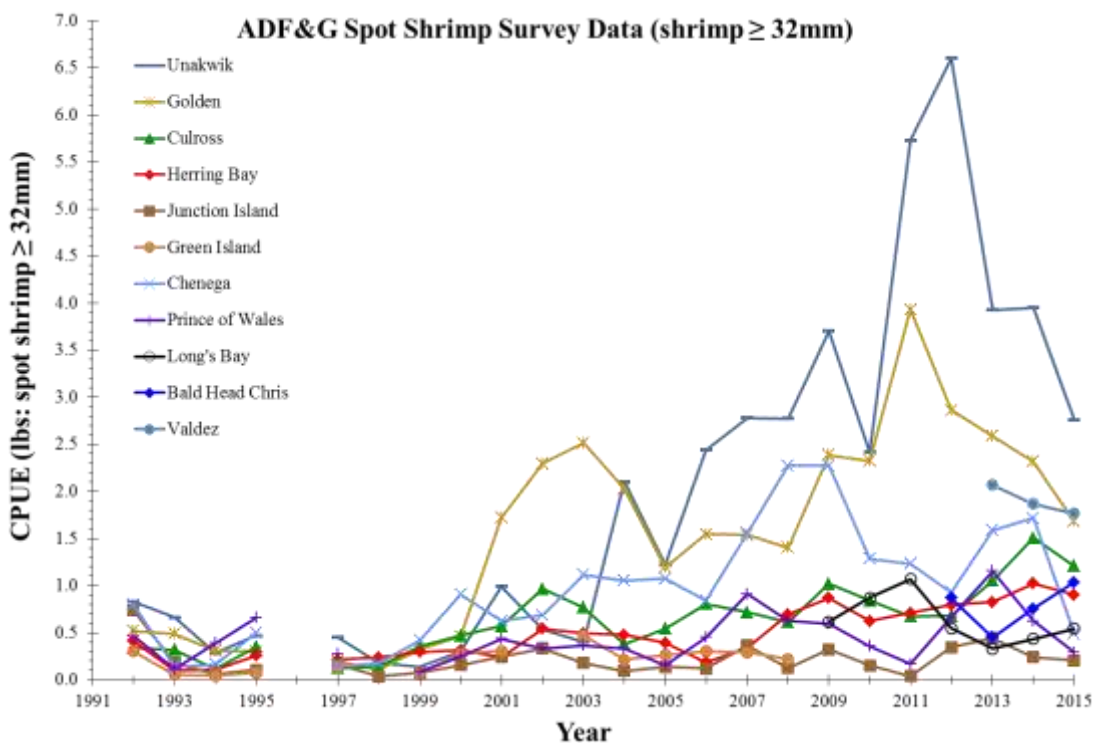


Figure 5: Catch per unit effort (CPUE) for commercially marketable spot shrimp (those equal to or greater than 32 mm in carapace length). *Note:* Data for spot shrimp 32mm and greater not available for 1996.