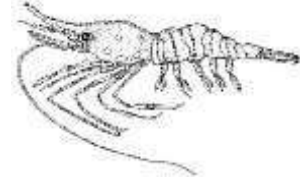


**ALASKA DEPARTMENT OF FISH AND GAME  
DIVISION OF COMMERCIAL FISHERIES  
NEWS RELEASE**



*Douglas Vincent-Lang, Commissioner  
Sam Rabung, Director*



Contact:  
Wyatt J. Rhea-Fournier  
Central Region Groundfish/Shellfish Research Biologist  
Phone: (907) 235-8191  
Fax: (907) 235-2448

Homer Office  
3298 Douglas Place  
Homer, AK. 99603  
Date Issued: February 28, 2019

**PRINCE WILLIAM SOUND SHRIMP POT SURVEY SUMMARY**

The Alaska Department of Fish and Game conducts an annual longline pot survey on spot shrimp in Prince William Sound (PWS). This document provides the most current summary of spot shrimp survey data as well as management area-specific survey catch data.

The figures below indicate the survey location (Figure 1), the average carapace length (Figure 2) and the average total weight of spot shrimp per pot (Figure 3) for the entire survey area from 1992 to present. Also included are the average carapace length (Figure 4) and the average total weight of spot shrimp per pot (Figure 5) for the three commercial management areas. Dashed lines in each figure represent long-term averages. The average total weight are presented for all sizes of spot shrimp caught in the survey as well as those with a carapace length of 32 mm and greater, which is the portion of the population that is typically harvested and is used to set commercial guideline harvest limits. Please contact Wyatt Rhea-Fournier (907-235-1741) for research questions and Jan Rumble (907-235-1726) for management questions.

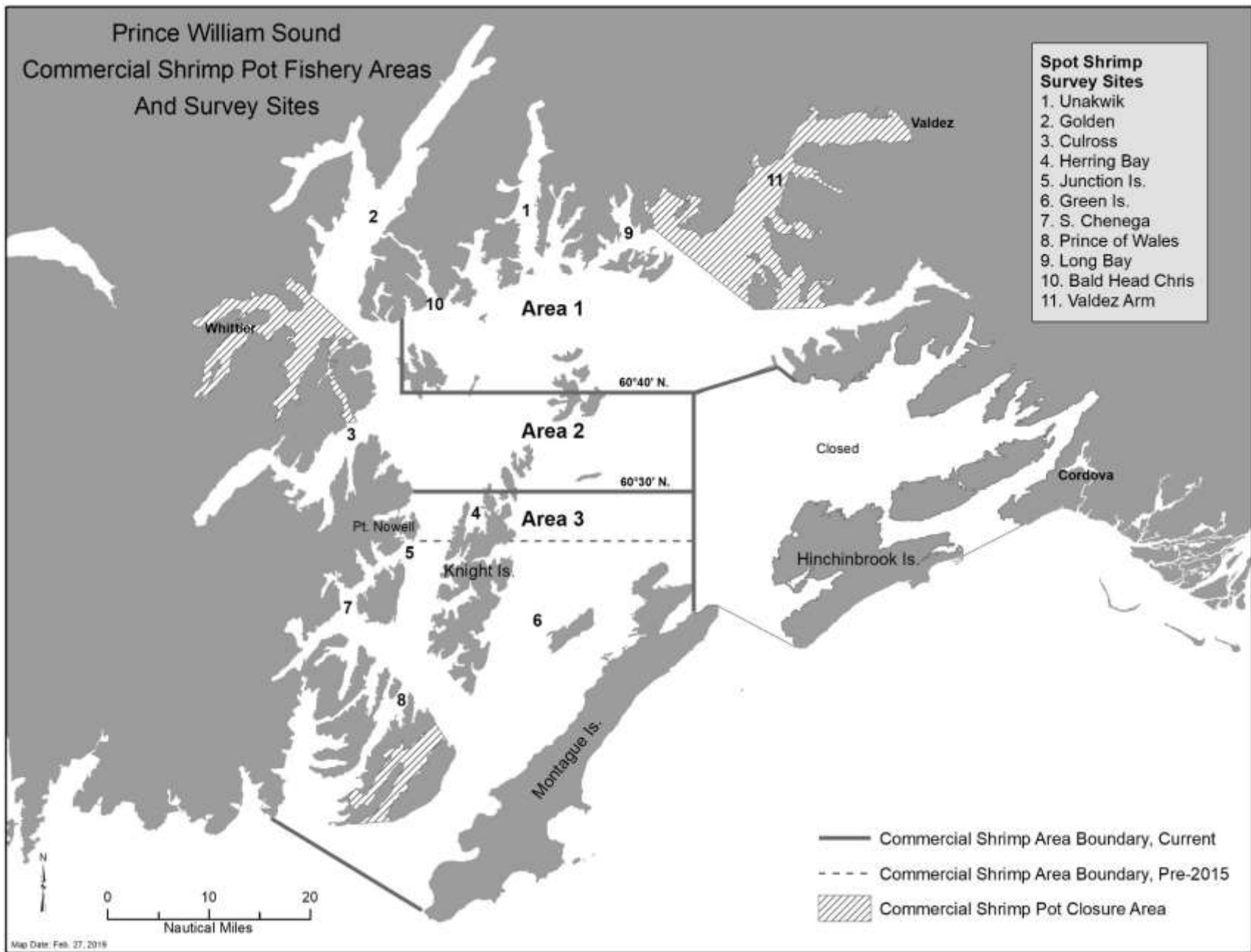


Figure 1.– Shrimp pot survey sites and three commercial management areas in Prince William Sound.

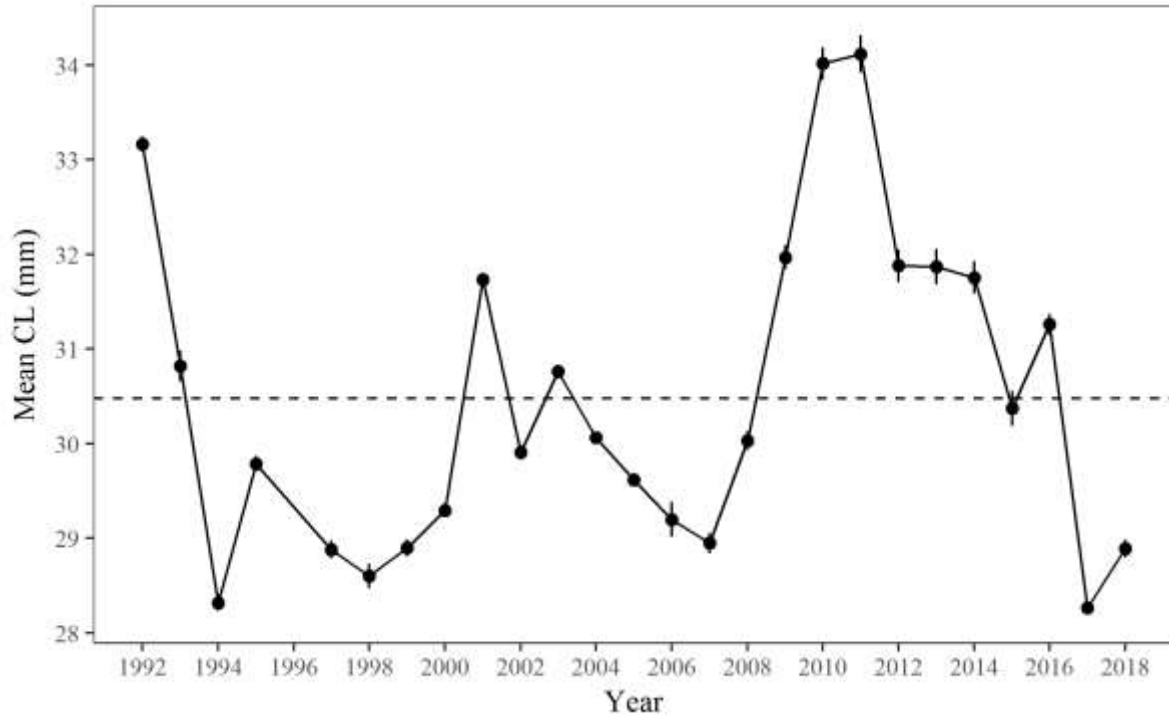


Figure 2.—Annual mean (average) carapace length of all spot shrimp for entire survey area area.

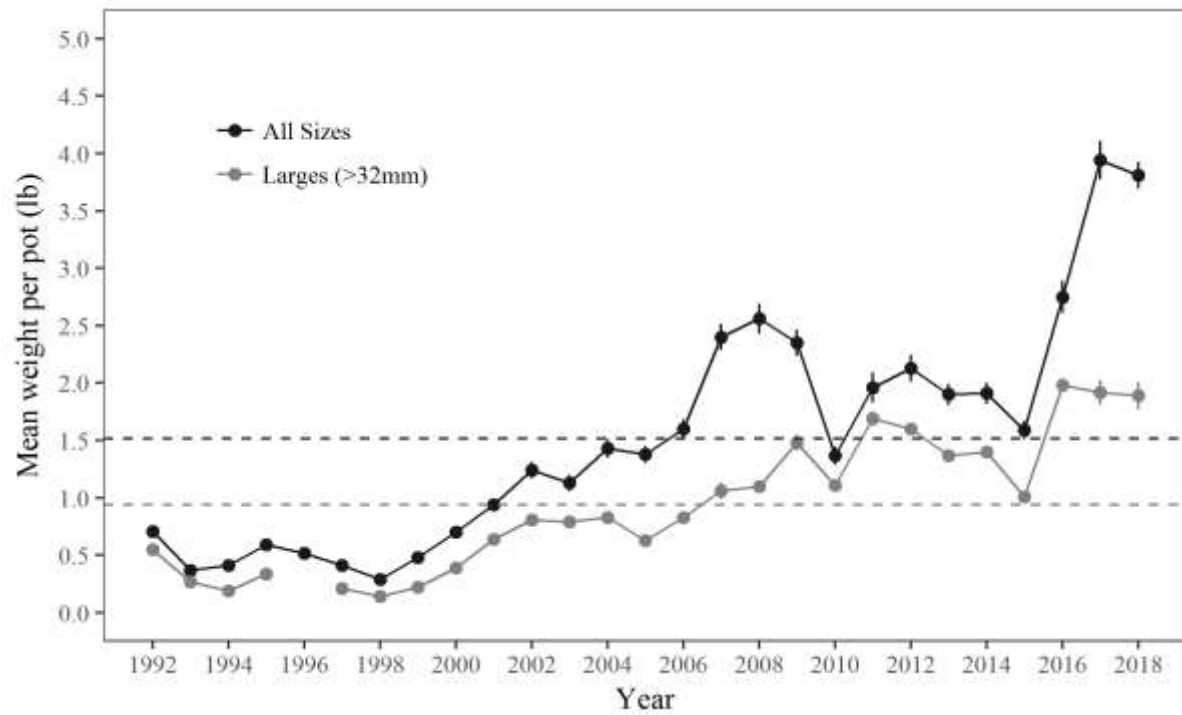


Figure 3.—Annual mean (average) total weight of spot shrimp per pot and mean weight of commercially marketable shrimp per pot (those equal to or greater than 32 mm in carapace length) for the entire survey area.

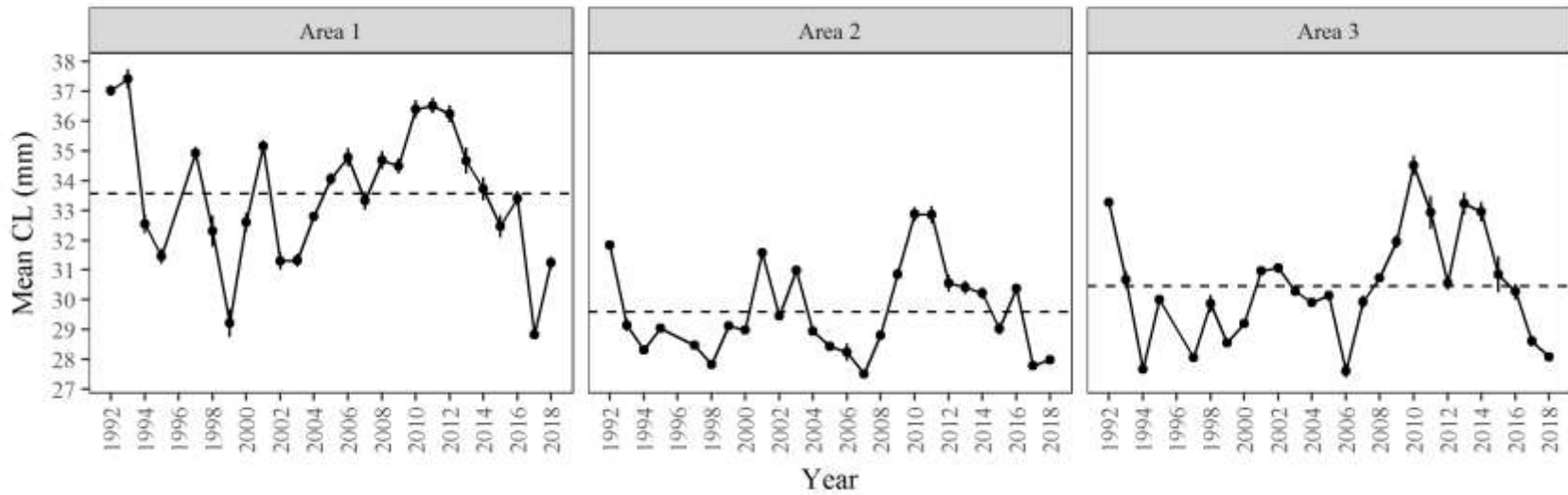


Figure 4.—Annual mean (average) carapace length of all spot shrimp for each commercial management area.

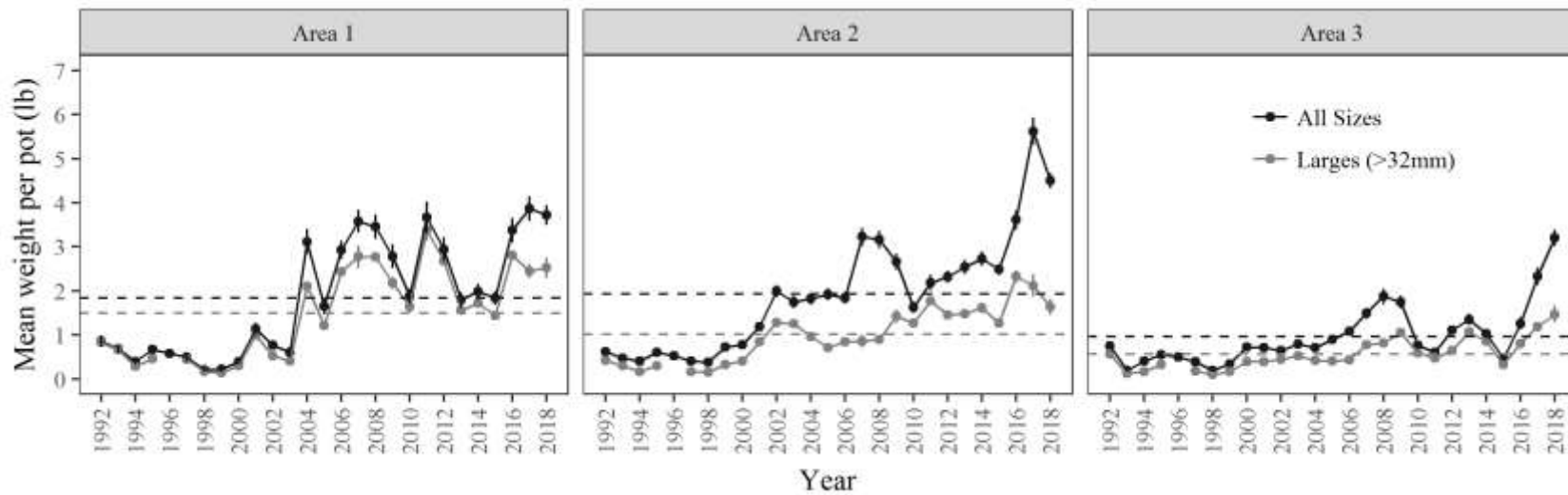


Figure 5.—Annual mean (average) total weight of spot shrimp per pot and mean weight of commercially marketable shrimp per pot (those equal to or greater than 32 mm in carapace length) for each commercial management area.