

# Following a Tracking Harvest Strategy for Lynx Management in Southcentral Alaska





## Managing under THS



### Criteria

- ❖ Evidence of population change
- ❖ Percent kittens
- ❖ Food availability
- ❖ Habitat quality
- ❖ Pelt primeness
- ❖ Potential for orphaning young
- ❖ Harvest pressure

### Tools

- ❖ Track counts
- ❖ Pelt measurements
- ❖ Pelt prices
- ❖ Carcasses exams
- ❖ Harvest data
- ❖ Trapper reports
- ❖ Snow conditions & access



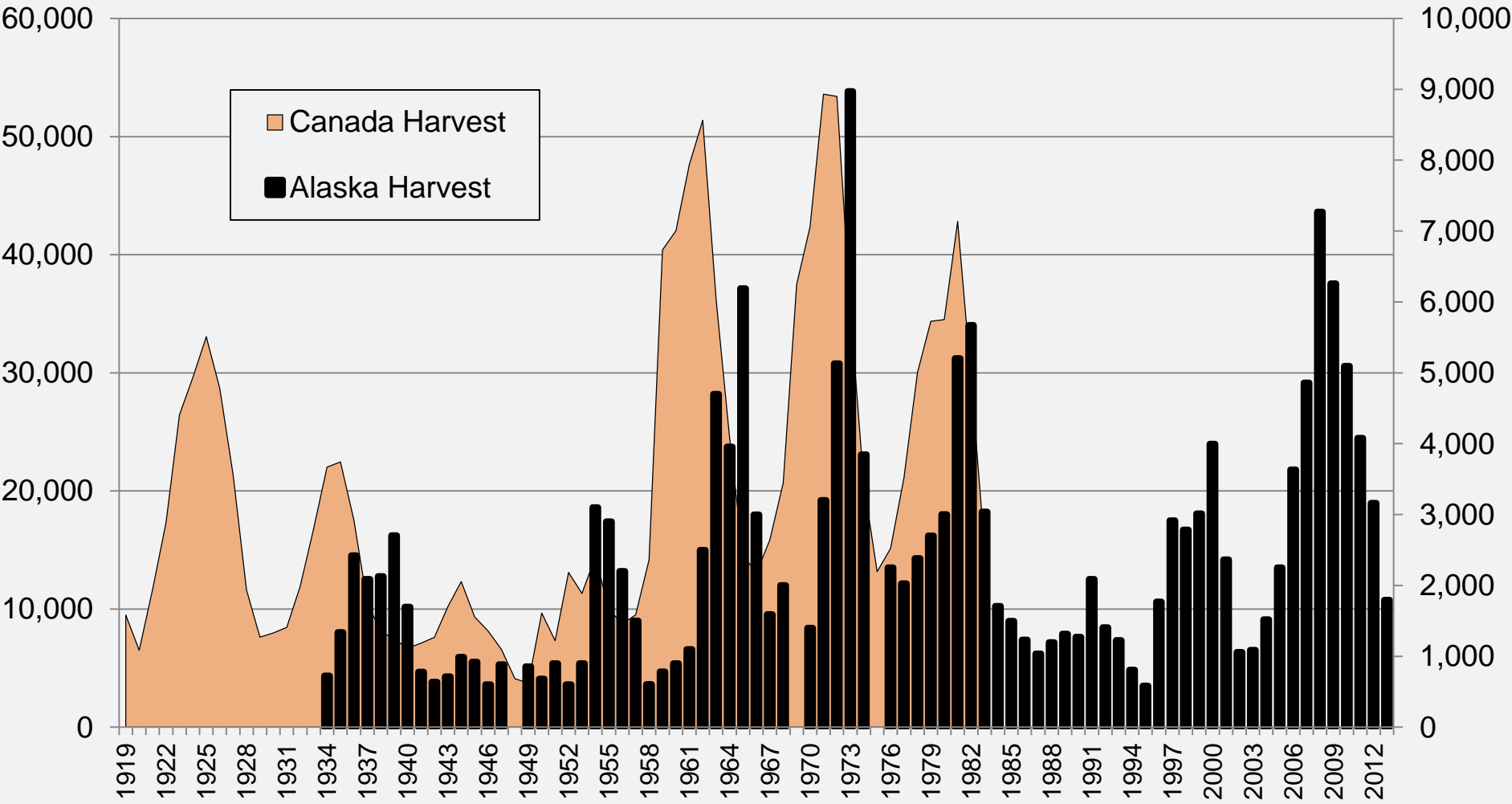
- ❖ **THS works very well as a management tool**
- ❖ **Allows for department to make seasonal adjustments without waiting for board cycle**
- ❖ **Particularly useful in Southcentral:**
  - **Human populations & road system**
  - **Trapper experience or knowledge**
- ❖ **Ensures consistent criteria & tools are used**
- ❖ **Maintains sound biological basis for management**



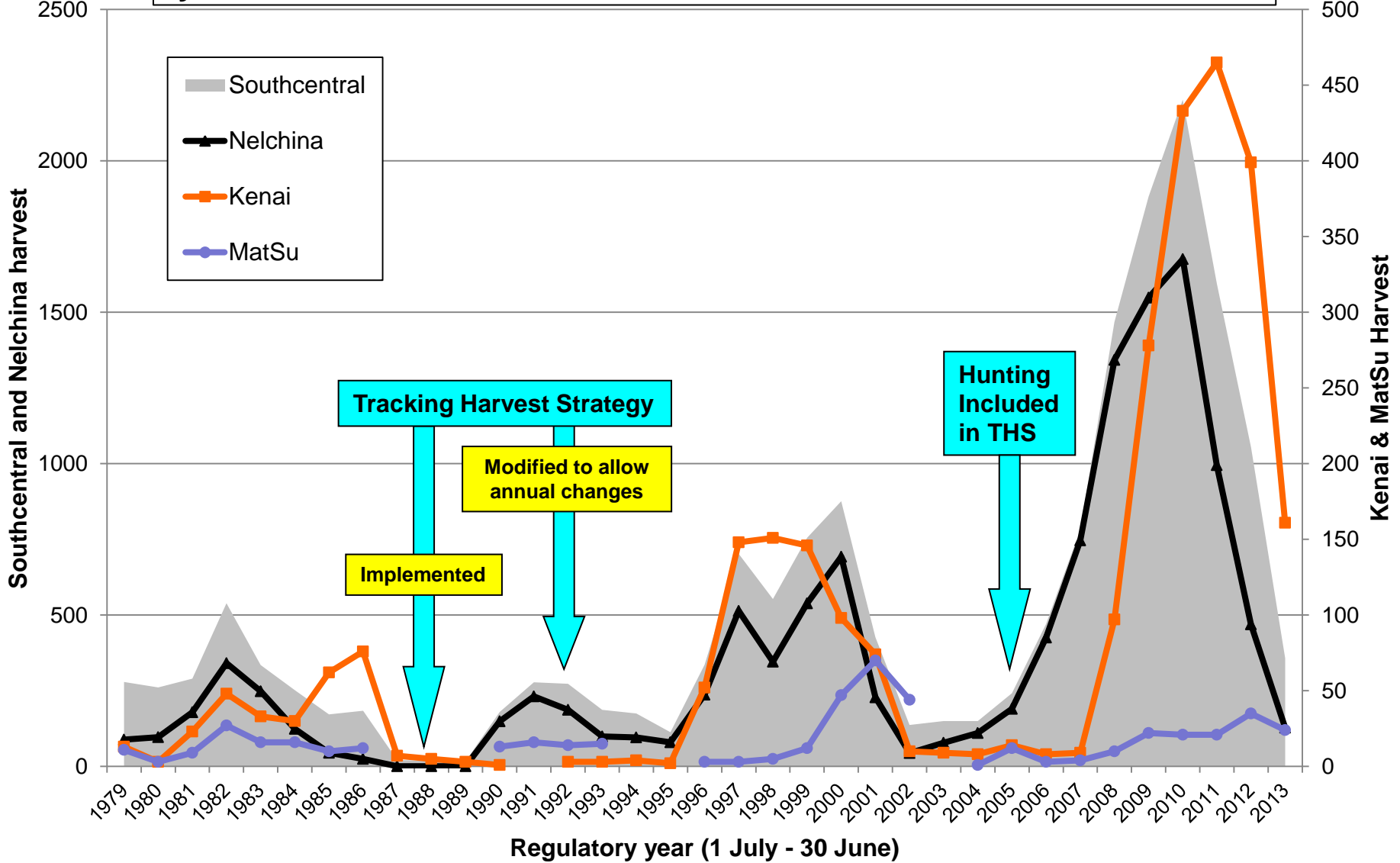
# Tracking Harvest Strategy (THS)

- ❖ THS designed to help managers respond to normal fluctuations in lynx populations
- ❖ ADF&G & BOG implemented THS in 1988, modified it in 1992, Hunting seasons added to THS in 2005
- ❖ THS allows the department (through EO) to adjust lynx seasons annually to match lynx production and population levels
- ❖ Triggers: When to increase opportunity—When to back off (hare abundance, primary is % kittens).
- ❖ Season limits: 10 Nov. – 28 Feb. for Southcentral (hunting and trapping)
- ❖ THS does not apply to bag limits
- ❖ THS applies only to the road-connected units in Southcentral

# Lynx Harvest Trends in Alaska & Canada, 1919-20 to 2013-14



# Lynx Harvest Trends in THS Areas and Southcentral, 1979-80 to 2013-14



# Tracking Harvest Strategy (THS) Kenai

- ❖ THS allows the department (through EO) to adjust lynx seasons annually to match lynx production and population levels
- ❖ Hare population declined in 2011-2012
- ❖ As expected Lynx harvest peaked and continued high for an additional year
- ❖ By Spring of 2014 harvest was down with only 18.8% kittens.
- ❖ Lynx taken outside trapping season 34.8%
- ❖ Lynx taken by “ground shooting” 35.4%


- ❖ Take by subunit 2013-14

GMU 7	12
-------	----

GMU 15A	62
---------	----

GMU 15B	31
---------	----

GMU 15C	56
---------	----



**Questions?**

