
Spot Shrimp Growth in Unakwik Inlet, Prince William Sound, Alaska

Al Kimker, Wayne Donaldson, and William R. Bechtol

Reprinted from the
Alaska Fishery Research Bulletin
Vol. 3 No. 1, Summer 1996

Spot Shrimp Growth in Unakwik Inlet, Prince William Sound, Alaska

Al Kimker, Wayne Donaldson, and William R. Bechtol

ABSTRACT: Commercial shrimp harvests from the pot fishery in Prince William Sound, Alaska, averaged 2.9 metric tons (mt) annually prior to 1979. Catches increased rapidly after 1978, 110 mt being harvested in 1986. Little was known about adult spot shrimp *Pandalus platyceros*, which composed the bulk of these harvests. To obtain life history information the Alaska Department of Fish and Game marked 10,168 spot shrimp with streamer tags during 1983–1986. A total of 1,061 tags were recovered, 206 of these being repeat recoveries. The maximum time at liberty was 1,562 d, during which time the shrimp grew 11.5 mm. Mean annual growth was 3.1 mm for the 477 recoveries that molted between recaptures. Data on time at liberty and size at tagging and recapture for individual shrimp were fit to a von Bertalanffy growth equation. Results indicated that shrimp 28.5 to 41.5 mm carapace length were 3 to 7 years old, representing 5 age classes. Combined with previous studies that indicated the juvenile stage of spot shrimp lasts at least 2 years, lifespans of spot shrimp in Prince William Sound probably exceed 7 years. This longevity is much greater than previously assumed and emphasizes the need for more conservative management.

INTRODUCTION

Commercial shrimp harvests from the pot fishery in Prince William Sound, Alaska, date back to the early 1960s (Table 1). Annual harvests averaged 2.9 metric tons (mt) from 1960 to 1978 but then increased rapidly from 19.8 mt in 1978 to 110 mt in 1986. Beginning in 1982 the relative harvest stability observed was attributed to more restrictive management measures, including closed seasons and catch limits. Spot shrimp *Pandalus platyceros* have historically composed 90% or more of the commercial harvest; coonstripe shrimp *Pandalus hypsinotus* composed the remainder. The productivity of these species has not been documented in Alaska.

To obtain life history information, the Alaska Department of Fish and Game (ADF&G) conducted a spot shrimp tagging program in Prince William Sound along the northern Gulf of Alaska (Kimker 1986). In a 1982 pilot study 926 spot shrimp at Green Island in Prince William Sound were marked with streamer tags, and 9 tags were recovered by the end of the year (unpublished ADF&G data). These results confirmed that streamer tags could be applied to spot shrimp and used

to collect life history data. To improve both tagging and recovery opportunities, this tagging project was moved to Unakwik Inlet in 1983 (Figure 1), a major goal being to examine spot shrimp growth and longevity.

METHODS

Tagging was conducted in Unakwik Inlet, Alaska, from late winter through early fall during 1983–1986. This inlet in northern Prince William Sound is a glacially influenced embayment characterized by a bottom sloping steeply to over 330 m (Figure 1).

We selected 18 tagging sites that varied from 79 to 197 m deep on steep, rocky substrate near Cannery Creek Hatchery (Figure 1). This area was selected because (1) spot shrimp were abundant; (2) it was protected from inclement weather, which maximized tagging and recovery opportunities; and (3) staff at the nearby hatchery were available to collect reliable tag-recovery data. Although exact replication of sample stations in successive capture periods was impossible due to the high-relief, steeply sloping substrate, Loran C coordinates and depth data indicated successive tagging stations were similar to each of the previous stations.

Authors: AL KIMKER is the regional shellfish/groundfish biologist and WILLIAM R. BECHTOL is the research project leader for the Alaska Department of Fish and Game, Commercial Fisheries Management and Development Division, Region II, 3298 Douglas Street, Homer, Alaska 99603-7942. WAYNE DONALDSON is the regional management biologist for the Alaska Department of Fish and Game, Commercial Fisheries Management and Development Division, Region IV, 211 Mission Road, Kodiak, Alaska 99615-6399.

Acknowledgments: Jack Miller and other staff at Cannery Creek Hatchery, Unakwik Inlet, Prince William Sound — assisted with tag application and recovery. Harry Curran and James Vansant — operated the research vessel *Montague* during shrimp tag application.

Tagging operations were conducted from the ADF&G research vessel *Montague*. Shrimp were captured in (1) rectangular pots, 41 cm high x 41 cm wide x 102 cm long and covered with a vinyl perforated mesh, that had a tunnel on each end of the pot sloping to a 9-cm hole; and (2) square pots, 46 cm high x 91 cm wide x 91 cm long and covered by a vinyl perforated mesh, that had a single tunnel on top sloping to a 10-cm hole. Five rectangular pots were fished on a single longline, whereas the square pots were fished individually. All pots were retrieved approximately 24 h after being baited with chopped herring *Clupea* spp. contained in a 1.4-L perforated jar.

During tagging the pots were pulled aboard, bait jars were removed, and the shrimp were gently shaken out of the pot and into a 57-L plastic holding tank. The holding tank was continuously circulated with seawater pumped from 2.1 m below the ocean surface and allowed to overflow at the top of the tank. Shrimp were measured (nearest 0.5 mm) from the rear of the eye socket to the posterior midpoint of the carapace, tagged, and returned to the water in <30 s.

Tagging was eventually limited to shrimp 28.5–42.5 mm in carapace length. The integument of smaller shrimp appeared to tear excessively as the tag was inserted. Larger shrimp were not effectively tagged because the notched center of the tag, which aids retention, was less than the thickness of the abdomen (Figure 2). To minimize handling of the shrimp, sex was not determined.

Two types of streamer tags were used: a 4-mm-diameter yellow tag and a 6-mm-diameter black tag (Marullo et al. 1974; Somers and Kirkwood 1984; Wassenberg and Kerr 1990; Figure 2). The tags, 10 cm long with a 3-mm-wide notch, were attached to a slotted-eye needle. Needles were dipped in a 10% antibiotic-petroleum jelly mixture and manually inserted through the articular membrane between the first and second abdominal segments. The needle and tag were then pulled through the abdomen with pliers, after which the needle was detached from the tag.

Tag recoveries occurred during subsequent retagging efforts. In addition, shrimp fishing by commercial and recreational users in Unakwik Inlet provided some additional recoveries of tagged shrimp. Tag number and type, geographic location, and carapace length (nearest 0.5 mm) were obtained from tag recaptures. For purposes of this study, tags returned without shrimp had to be ignored. During ADF&G recaptures, tagged shrimp were returned to the water in <30 s.

Three approaches were used to calculate the annual growth of adult spot shrimp. The first method fit a von Bertalanffy growth curve to mark-recapture data

Table 1. Commercial harvest of shrimp from the Prince William Sound Management Area pot fishery, 1960–1986.

Year	Harvest ^a (kg)	Vessels	Landings
1960	1,889		
1961	0		
1962	1,354		
1963	417		
1964	1,609		
1965	1,650		
1966	0		
1967	284		
1968	2,600		
1969	1,949		
1970	7,490		
1971	4,951		
1972	2,632		
1973	2,413		
1974	9,461		
1975	1,572		
1976	913		
1977	2,847		
1978	5,858	9	17
1979	19,774	17	98
1980	34,098	23	155
1981	65,728	51	509
1982	80,971	57	397
1983	80,834	71	646
1984	78,509	79	513
1985	104,804	78	528
1986	110,079	80	540
1987	102,131	86	489
1988	72,888	76	433
1989	11,103	33	69
1990	13,914	23	59
1991 ^b	6,658	15	45

^a Converted to “heads-on” or whole weight using a tail-to-whole weight multiplier of 1.67.

^b Fishery closed in 1992 through 1995.

for individual shrimp by solving for K and L_{∞} (Phares 1980) in:

$$l_2 = L_{\infty} - (L_{\infty} - l_1) e^{-K\Delta t},$$

where:

- l_1 = length at tagging,
- l_2 = length at recapture,
- Δt = time between tagging and recapture,
- K = a growth constant, and
- L_{∞} = the estimated asymptote or maximum length of the tagged animals.

To minimize the influence of measurement error and shrimp exhibiting little growth due to limited time

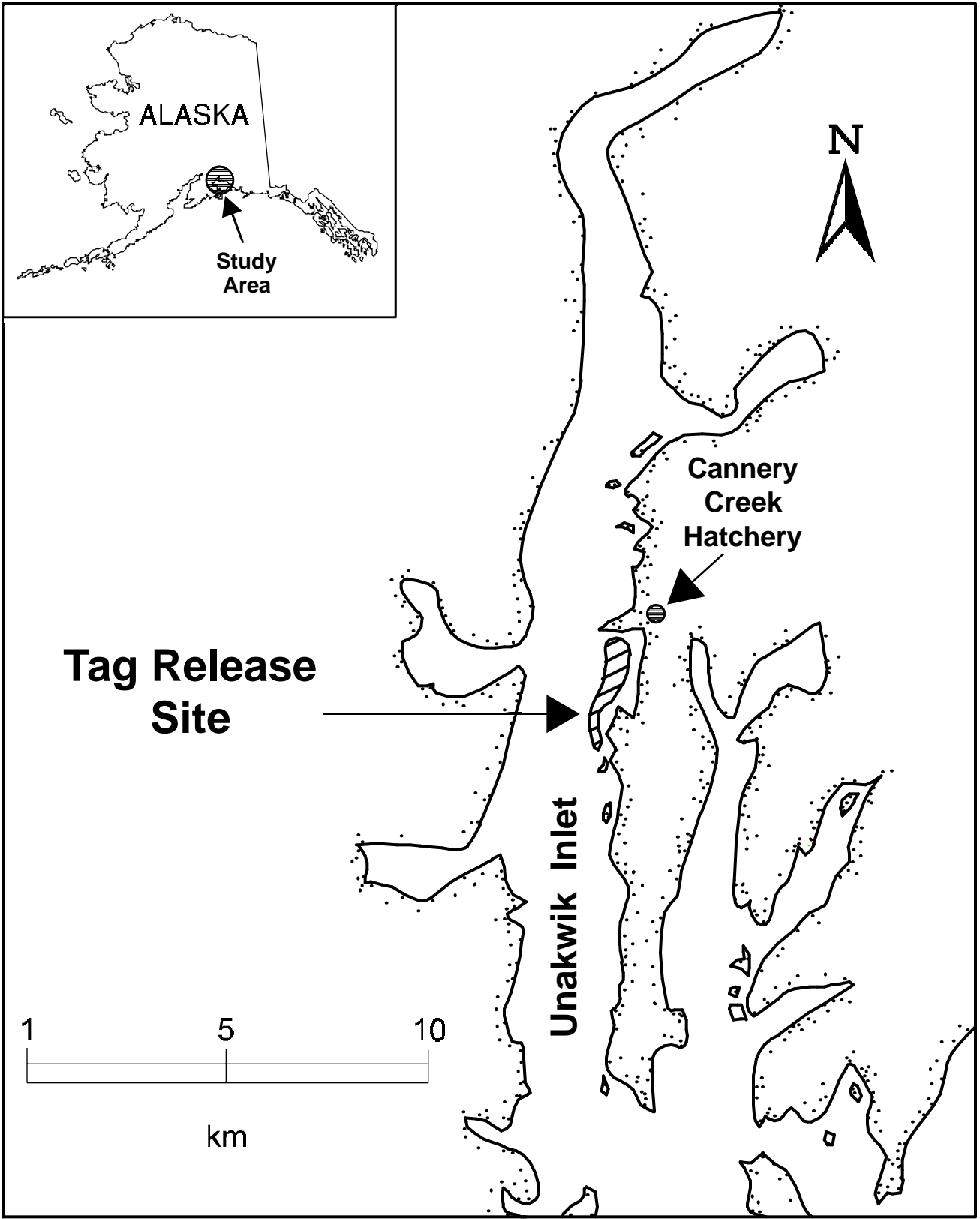


Figure 1. Study site for spot shrimp tagging study in Unakwik Inlet, Prince William Sound, Alaska, 1983 to 1986.

Table 2. Tag releases and recoveries from spot shrimp growth study in Unakwik Inlet, Prince William Sound, Alaska.

Year	Application Month	Tags Applied	Tagged Shrimp Recaptures ^a	Shrimp Recapture Rate (%)	Tag Recoveries ^a	Tag Recovery Rate (%)
1983	February	985	258	26.2	193	19.6
	June	985	235	23.9	168	17.1
	September	<u>1,135</u>	<u>95</u>	<u>8.4</u>	<u>72</u>	<u>6.3</u>
	1983 Total	3,105	588	18.9	433	13.9
1984	March	1,194	96	8.0	78	6.5
	June	<u>1,111</u>	<u>74</u>	<u>6.7</u>	<u>64</u>	<u>5.8</u>
	1984 Total	2,305	170	7.4	142	6.2
1985	March	1,469	170	11.6	160	10.9
	June	1,238	52	4.2	46	3.7
	September	<u>1,067</u>	<u>42</u>	<u>3.9</u>	<u>39</u>	<u>3.7</u>
	1985 Total	3,774	264	7.0	245	6.5
1986	February	984	39	4.0	38	3.9
Cumulative Total		10,168	1,061	10.4	858	8.4

^a Because some shrimp were recovered more than once, the number of tags recovered is less than the number of shrimp recaptures.

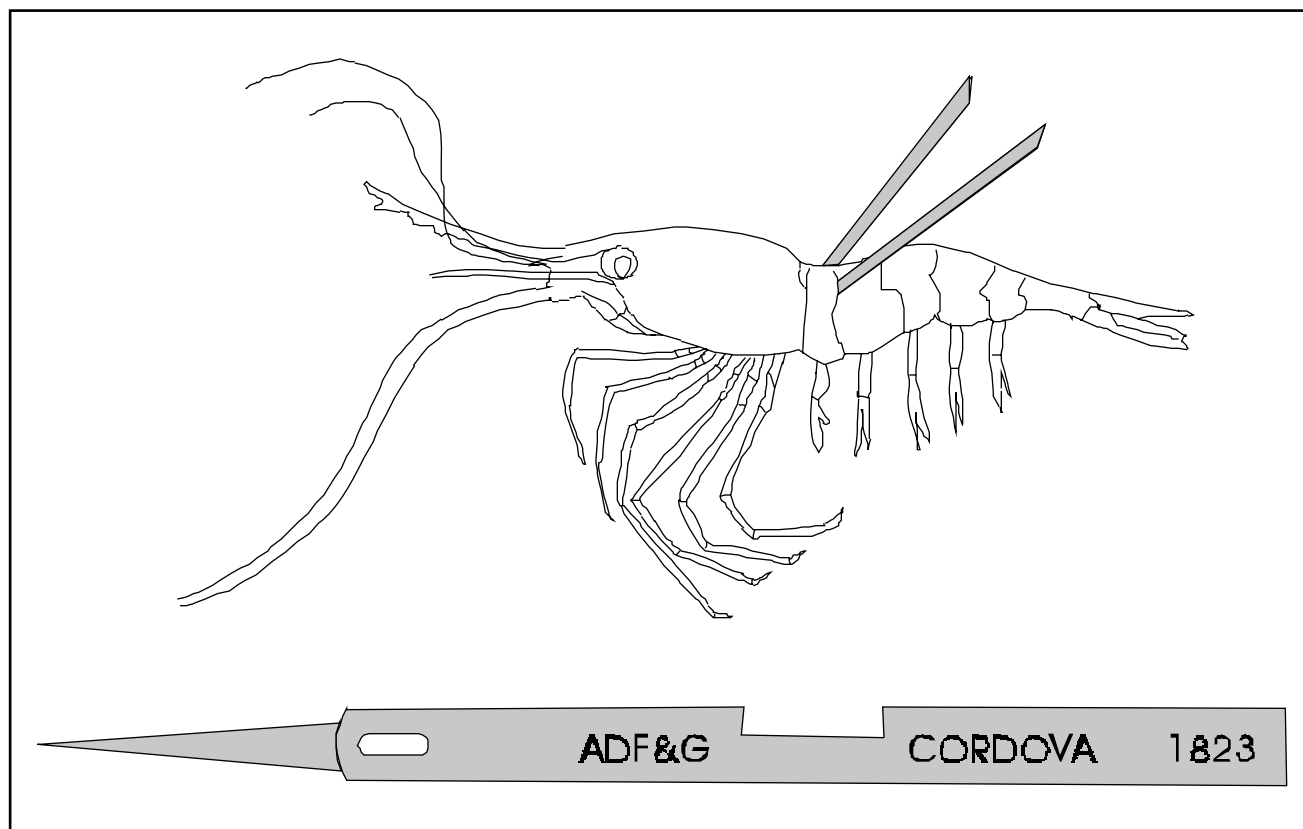


Figure 2. Example of streamer tag application to spot shrimp in Prince William Sound (not shown to scale).

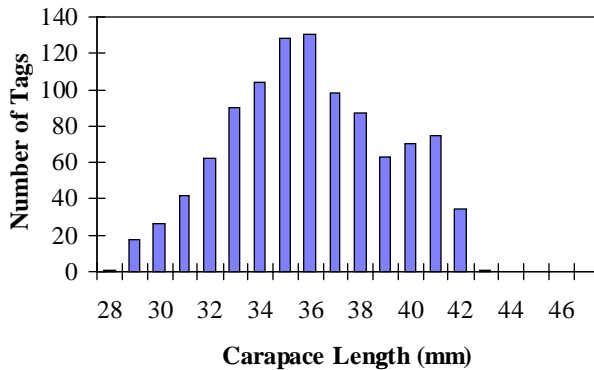
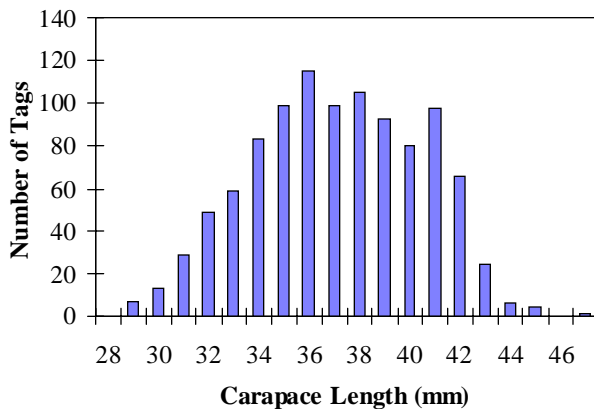
A. Tag Applications**B. Tag Recoveries**

Figure 3. Distribution of carapace lengths collected during (A) the application and (B) the recovery of streamer tags to spot shrimp in Prince William Sound, Alaska, 1983 to 1986.

at liberty, the growth model input was restricted to shrimp that exhibited positive growth and were at liberty for at least 3 weeks. To obtain a realistic growth relationship, we also restricted L_{∞} to <100 mm.

The second method calculated an average annual growth rate based on all shrimp that grew ≥ 0.5 mm between captures. The third method, which assumed that spot shrimp in Unakwik Inlet molt at least once each year, restricted growth calculations to shrimp at liberty for >365 d.

RESULTS

Between February 1983 and February 1986, 10,168 spot shrimp were tagged in Unakwik Inlet (Table 2). Successful applications included 6,467 black tags and 3,701 yellow tags. Between tagging and recaptures, cara-

pace length distribution shifted to larger sizes but otherwise appeared similar (Figure 3). Shrimp tagged during the study initially ranged from 23.0 to 43.0 mm in carapace length and averaged 36.2 mm (SD = 3.2). Recaptured shrimp ranged from 29.0 mm to 47.0 mm and averaged 37.4 mm (SD = 3.3).

Although commercial and recreational fishing effort occurred throughout the fishable depths in the southern half of Unakwik Inlet and immediately outside the mouth of Unakwik Inlet (about 10 km from the tagging site), all tag recoveries were within 1.7 km of their release point. A total of 1,061 tagged shrimp were recovered between March 1983 and December 1986 (Table 2), but because multiple recoveries were observed for 203 individual tags (19% of all recoveries), the actual number of individual tags recovered was 858 (Table 2). Multiple recoveries included 122 tags recovered 2 times, 31 tags 3 times, 5 tags 4 times, and 1 tag 5 times. Of the 1,061 tag recoveries, 360 (34%) were not returned to the water, thereby greatly reducing the chances for multiple recoveries. Tag coloration did not affect the probability: 11% recovery rate (690 tags) for black tags and 10% recovery rate (371 tags) for yellow tags ($\chi^2=0.8518$, 1 df; Figure 4).

A total of 520 shrimp molted and grew between tagging and recapture. Individual growth ranged from 0.5 to 11.5 mm, and shrimp size generally increased with greater time at liberty (Figure 4). The 11.5-mm growth was for a shrimp at liberty for 1,562 d (4.3 years), the longest at-liberty period, during which time it grew from 30.5 to 42.0 mm. Many (123) shrimp grew 0.5 mm; they averaged 143 d at liberty and ranged from 1 to 579 d, although only 2 were captured after 300 d.

The von Bertalanffy growth model predicted an L_{∞} of 49.2 mm with a K parameter of 0.29 ($n=520$). Plotting the von Bertalanffy with the estimated L_{∞} and K parameters and plausible L_0 values (a model parameter for length at time zero) of -10.0, 0.0, and 10.0 had little effect on the overall results (Figure 5). Based on the von Bertalanffy growth curve, the adult shrimp sampled in this study ranged from 3 to 7 years in age.

For the 520 shrimp growing 0.5 mm or more between captures, the average growth rate was calculated as 3.45 mm (SD=2.58) per year; 107 of these were at liberty for >1 year and were estimated to have grown 3.02 mm (SD=1.46) annually. These results provided reasonable agreement both with each other and with the von Bertalanffy equation. Therefore, it appears that average growth was approximately 3.2 mm per year for shrimp between 28.5 and 42.5 mm.

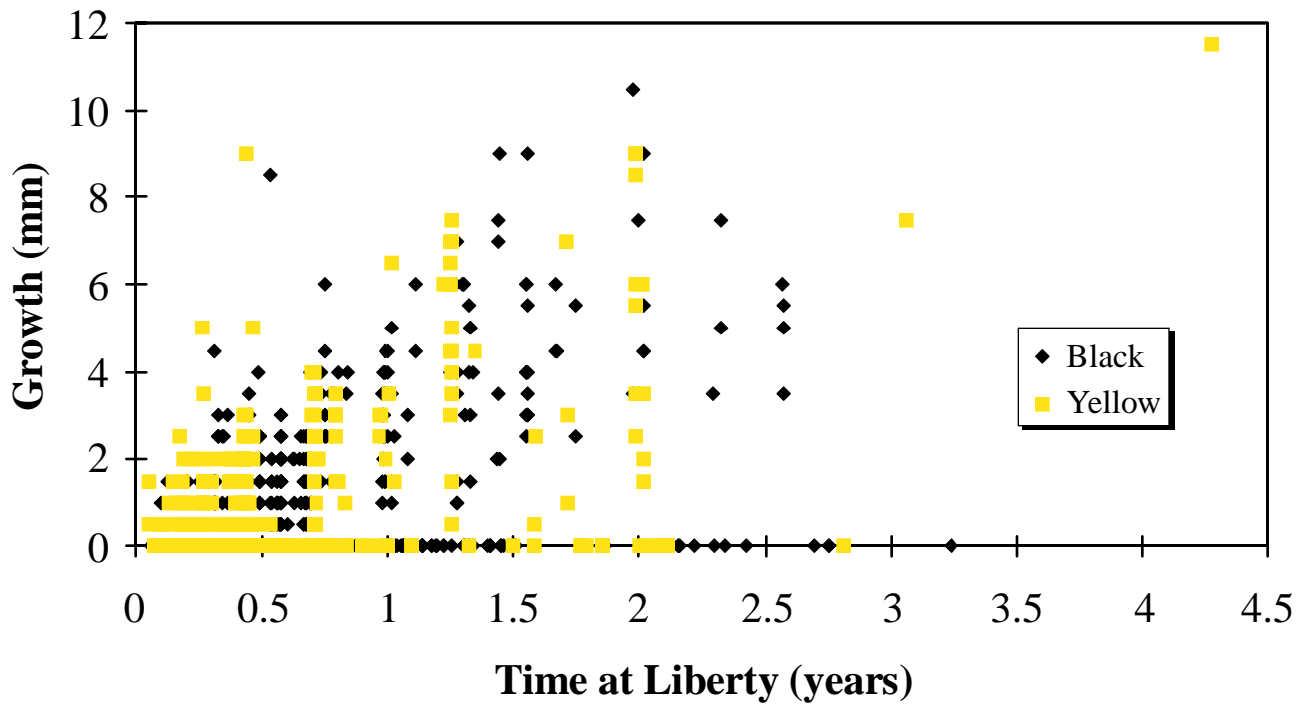


Figure 4. Growth in spot shrimp carapace length as a function of time at liberty.

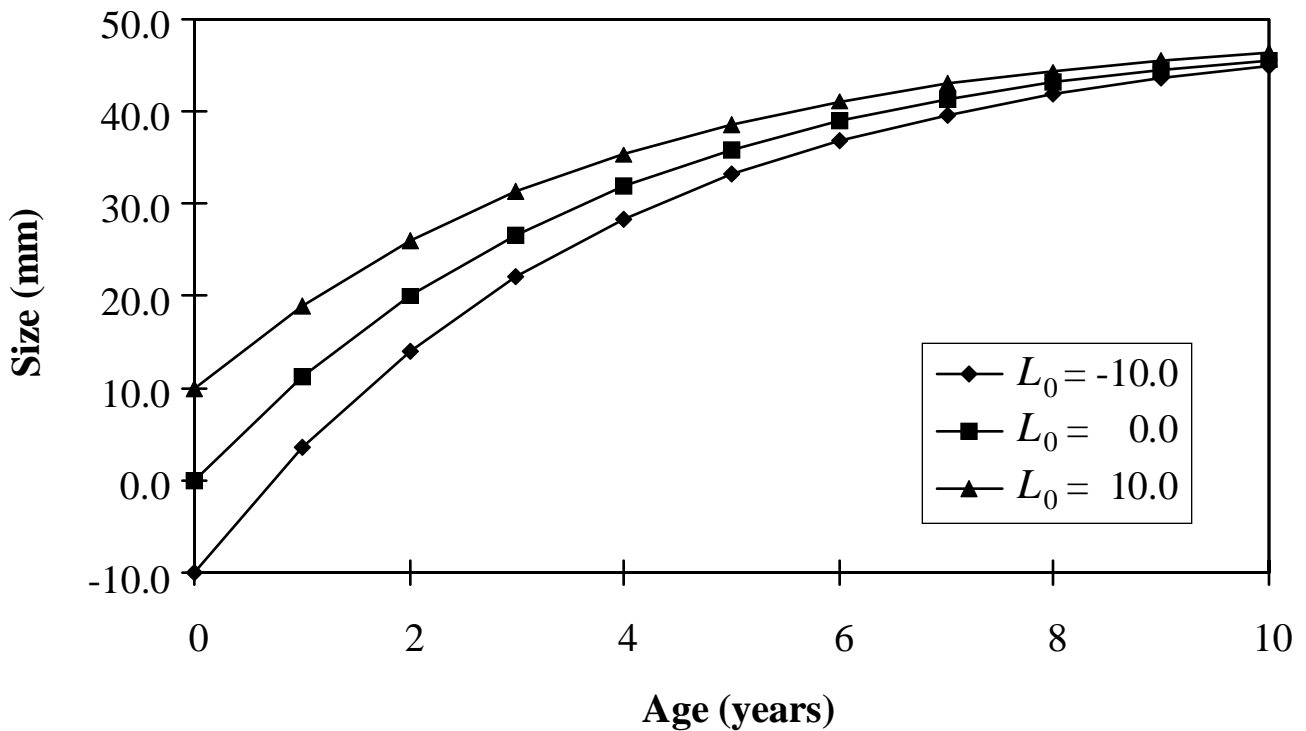


Figure 5. Potential size-at-age projections for spot shrimp based on a von Bertalanffy curve using $L_\infty = 49.2$ mm, $K = 0.29$, and L_0 values of -10.0, 0.0, and 10.0.

DISCUSSION

Growth of some pandalid species varies annually within the same geographic area. For example, juvenile spot shrimp reared in Howe Sound, British Columbia, showed growth variation between year classes (Marliave and Roth 1995).

Over 500 of the shrimp recovered in our study failed to grow between tagging and recapture (Figure 4). While a portion of this may be attributed to measurement error, many of these shrimp were recovered within several weeks of tagging. This short a time interval might have been insufficient or at the wrong time of year for a molt; that is, molting in Prince William Sound is believed to occur primarily in spring and fall (unpublished data).

The shrimp we tagged were almost all 28.5 to 42.5 mm long, a range of 14 mm. Given an average growth rate of 3.2 mm per year for all shrimp showing growth between tagging and recapture, the 14.0-mm range in size represents 5 years longevity. Thus, combining the 2-year juvenile period (Barr 1973) with our estimated adult period of 5 years, the minimum life cycle for spot shrimp in Prince William Sound is 7 years. This life span is significantly longer than the 4-year life cycle identified by Butler (1964) for spot shrimp in the more temperate waters of southern British Columbia. Greater longevity has also been found in the northern distribution of other pandalid species. For example, Anderson (1991) calculated the life cycle of pink shrimp *Pandalus borealis* in Pavlof Bay on the Alaska Peninsula to vary from 5 to 8 years, whereas Butler estimated 3 years for the same species in British Columbia.

Both longevity and maximum growth may be substantially greater than that predicted by this study. The

L_{∞} of 49.2 mm was less than the maximum size of spot shrimp the authors had previously observed in Prince William Sound, and greater size would presumably represent greater longevity. Francis (1988) discussed the potential discrepancies between growth parameters estimated from tagging, such as in this study, and age-growth data. Although age-at-length estimates outside of the range observed in our study should be viewed with some uncertainty, the model provides a reasonable fit for spot shrimp growth based on time at liberty and size at tagging and recapture (Figure 5). Changes of L_0 values for the von Bertalanffy yield relatively minor changes in the predicted size-at-age.

Pandalid shrimps are protandrous hermaphrodites, an evolutionary strategy providing some resilience to population perturbations (Charnov et al. 1978; Charnov 1979). This study indicated that spot shrimp in Prince William Sound exhibit greater longevity than was previously suspected, which implies that annual productivity will be less than for shorter-lived populations or species (Leaman and Beamish 1984). Although further studies are needed to refine these preliminary findings, long-term yield of the spot shrimp resource in Prince William Sound should be reexamined because it may require more conservative management approaches. In fact, shrimp harvests began to decline in 1987, and low stock size effected partial closure of the fishery in February 1989, just prior to the *Exxon Valdez* oil spill. The areas closed and showing weak stock size were the areas the fishery had originated in and historically targeted. After the March 1989 oil spill, the effects of harvest policies on the shrimp stocks were masked by the possible effects of the oil spill. The catch data (Table 1), however, do indicate a likelihood of overharvest.

LITERATURE CITED

- Anderson, P. J. 1991. Age, growth, and mortality of the northern shrimp *Pandalus borealis* Kroyer in Pavlof Bay, Alaska. *Fishery Bulletin* 89:541–553.
- Barr, L. 1973. Studies of spot shrimp, *Pandalus platyceros* Brandt, at Little Port Walter, Alaska. *Marine Fisheries Review* 35:65–66.
- Butler, T. H. 1964. Growth, reproduction, and distribution of pandalid shrimps in British Columbia. *Journal of the Fisheries Research Board of Canada* 21(6):1403–1452.
- Charnov, E. L. 1979. Natural selection and sex change in pandalid shrimp: test of a life history theory. *American Naturalist* 113:715–734.
- Charnov, E. L., D. W. Gotshall, and J. G. Robinson. 1978. Sex ratio: adaptive response to population fluctuations in pandalid shrimp. *Science* 200:204–206.
- Francis, R. I. C. 1988. Are growth parameters estimated from tagging and age-length data comparable? *Canadian Journal of Fisheries and Aquatic Sciences* 45:936–942.
- Kimker, A. 1986. Summary of the 1985 streamer tag application to the spot shrimp *Pandalus platyceros* Brandt in Prince William Sound. Alaska Department of Fish and Game, Division of Commercial Fisheries, Prince William Sound Data Report 86-05, Cordova.
- Leaman, B. M., and R. J. Beamish. 1984. Ecological and management implications of longevity in some northeast Pacific groundfishes. *International North Pacific Fisheries Commission, Bulletin* 42:85–96.
- Marliave, J. B., and M. Roth. 1995. *Agarum* kelp beds as nursery habitat of spot prawns, *Pandalus platyceros* Brandt, 1851 (Decapoda, Caridea). *Crustaceana* 68:27–37.

- Marullo, F., D. A. Emiliani, C. W. Caillouet, and S. M. Clark. 1974. A vinyl streamer tag for shrimp *Penaeus* spp. Transactions of the American Fisheries Society 105:658–663.
- Phares, P. L. 1980. Temperature associated growth of white shrimp in Louisiana. National Oceanic and Atmospheric Administration, Technical Memorandum NMFS-SEFC-56.
- Somers, I. F., and G. P. Kirkwood. 1984. Movements of tagged tiger prawns, *Penaeus* spp., in the western Gulf of Carpentaria. Australian Journal of Marine and Freshwater Research 35:713–723.
- Wassenberg, T. J., and J. Kerr. 1990. Wound healing in prawns tagged with streamer tags and the effect of tag placement and prawn size on survival rate. Fisheries Research 9:209–218.

The Alaska Department of Fish and Game administers all programs and activities free from discrimination on the bases of race, religion, color, national origin, age, sex, marital status, pregnancy, parenthood, or disability. For information on alternative formats for this and other department publications, please contact the department ADA Coordinator at (voice) 907-465-6173, (TDD) 1-800-478-3648, or FAX 907-586-6595. Any person who believes she/he has been discriminated against should write to: ADF&G, P.O. Box 25526, Juneau, AK 99802-5526 or O.E.O., U.S. Department of the Interior, Washington, DC 20240.