# ORIGINS OF CHINOOK SALMON IN THE YUKON RIVER FISHERIES,

**Revised Edition, 1981-1996**

By

Tracy L. Lingnau

Regional Information Report[1] No. 3A00-25
Alaska Department of Fish and Game
Commercial Fisheries Division, AYK Region
333 Raspberry Road
Anchorage, Alaska 99518-1599

May 2000

[1] The Regional Information Report Series was established in 1987 to provide an information access system for all unpublished divisional reports. These reports frequently serve diverse ad hoc informational purposes or archive basic uninterpreted data. To accommodate timely reporting of recently collected information, reports in this series undergo only limited internal review and may contain preliminary data; this information may be subsequently finalized and published in the formal literature. Consequently, these reports should not be cited without prior approval of the author or the Commercial Fisheries Division.

## OFFICE OF EQUAL OPPORTUNITY (OEO) STATEMENT

The Alaska Department of Fish and Game administers all programs and activities free from discrimination on the basis of race, religion, color, national origin, age, sex, marital status, pregnancy, parenthood or disability. For information on alternative formats available for this and other department publications, please contact the department ADA Coordinator at [voice] 907-465-4120, [TDD] 1-800-478-3648, or fax 907-465-6078. Any person who believes she/he has been discriminated against should write to: ADF&G, P.O. Box 25526, Juneau, AK 99802-5526, or OEO, U.S. Department of the Interior, Washington, D.C. 20240.

## AUTHOR

Tracy L. Lingnau is the Yukon River salmon stock identification project leader for the Alaska Department of Fish and Game, Commercial Fisheries Division, 333 Raspberry Road, Anchorage, AK 99518.

## ACKNOWLEDGMENTS

Dan Bergstrom and Jeff Bromaghin provided assistance and support for this project. Biological samples were collected by Commercial Fisheries and Sport Fish Division with ADF&G, U.S. Fish & Wildlife Service and Bureau of Land Management with the Department of Interior, and Canada Department of Fisheries and Oceans. Review of the manuscript was provided by Dan Huttunen and Gene Sandone.

## PROJECT SPONSORSHIP

The reanalysis of data and the writing of this report was funded by State of Alaska General Funds. However, the data used in this report for the years, 1986-1996, was collected through projects funded by the respective U.S./Canada salmon research Cooperative Agreement Award during this time period, NA85-ABH-00050, NA87-ABH-00025, NA88-ABH-00045, NA90AA-H-FM010, NA90AA-H-FM674, NA17FP0250, NA26FP0125, NA26FP0125-1, NA46FP0343, NA46FP0343-1, and NA46FP0343-2.

## TABLE OF CONTENTS

Page

LIST OF TABLES ..... iv
LIST OF FIGURES ..... v
LIST OF APPENDICES ..... vi
ABSTRACT ..... xxii
INTRODUCTION ..... 1
METHODS ..... 2
Overview ..... 2
Scale Processing ..... 2
Analytical Methods ..... 3
Catch Sampling ..... 4
Escapement Sampling ..... 5
RESULTS ..... 5
Variable Selection ..... 5
Comparison of Accuracy ..... 5
MLE vs. LDF Harvest Contribution Estimates ..... 6
DISCUSSION ..... 7
LITERATURE CITED ..... 8
TABLES ..... 11
FIGURES ..... 23
APPENDICES ..... 29

## LIST OF TABLES


Table | Page

1. Sampling locations of Yukon River chinook salmon used for stock separation and/or age composition, 1981-1998. ..... 11

2. Yukon River chinook salmon commercial catch sample sizes used for stock separation by age, 1981-1998 ..... 12

3. Yukon River chinook salmon baseline sample sizes by age and stock group used for stock separation, 1981-1998 ..... 13

4. Variables computed from scale measurement data and considered for inclusion in the maximum likelihood mixture model in the computer program SPAYK ..... 14

5. Final scale variable sets selected, in order of selection, for maximum likelihood estimation of Yukon River chinook salmon harvest stock separation studies, 1981-1998 ..... 16

6. Accuracy of maximum likelihood estimates of Yukon River chinook salmon, for each age and stock group, 1981-1998 ..... 17

7. Differences between the mean accuracy for maximum likelihood and linear discriminant models for each age group of Yukon River chinook salmon, 1981-1995..... 18

8. Yukon River chinook salmon historical harvest by run of origin for the U.S. (Alaska) and Canada using maximum likelihood estimates, 1981-1998 ..... 19

9. Yukon River chinook salmon historical harvest proportions by run of origin for the U.S. (Alaska) and Canada using maximum likelihood estimates, 1981-1998 ..... 20

10. Yukon River chinook salmon historical harvest proportions by run of origin for the U.S. (Alaska) and Canada using linear discriminant function estimates, 1981-1995..... 21

11. Differences between the maximum likelihood and linear discriminate estimates of Yukon River chinook salmon harvest proportions, by run of origin, for the U.S.(Alaska) and Canada, 1982-1995..... 22

## LIST OF FIGURES


Figure Page

1. Alaska portion of the Yukon River drainage with district and subdistrict boundaries, and major spawning tributaries ..... 23

2. Canada portion of the Yukon River drainage and major spawning tributaries ..... 24

3. Scale of a chinook salmon showing the different zones that are measured for scale growth analysis ..... 25

4. Yukon River chinook salmon fresh water scale areas, comparing scales from Andreafsky River escapement (Lower River Run), Salcha River escapement (Middle River Run) and Canadian commercial catch (Upper River Run) ..... 26

5. Yukon River chinook salmon catch by run of origin (above) and country of origin, U.S. (Alaska) and Canada (below), 1981-1998 ..... 27

6. Differences between the maximum likelihood (new method) and linear discriminate function (old method) estimates of the proportion of Yukon River chinook salmon harvest attributed to country of origin, U.S. (Alaska) and Canada between 1982 and 1995 ..... 28

## LIST OF APPENDICES

APPENDIX A – 1981 ORIGINS OF YUKON RIVER CHINOOK SALMON


Appendix Table — Page

A.1. Yukon River District 1 chinook salmon commercial catch by age, run of origin and period, 1981 ..... 29

A.2. Yukon River District 1 chinook salmon commercial and subsistence catch by age, run of origin and fishery, 1981 ..... 30

A.3. Yukon River District 2 chinook salmon commercial catch by age, run of origin and period, 1981 ..... 31

A.4. Yukon River District 2 chinook salmon commercial and subsistence catch by age, run of origin and fishery, 1981 ..... 32

A.5. Yukon River District 3 chinook salmon commercial catch by period, and subsistence catch by age, run of origin and fishery, 1981 ..... 33

A.6. Yukon River District 4 chinook salmon commercial and subsistence catch by age, run of origin and fishery, 1981 ..... 34

A.7. Yukon River District 5 chinook salmon commercial and subsistence catch by age and fishery, 1981, with run of origin presumed to be Upper Run based on geographic location ..... 35

A.8. Yukon River District 6 chinook salmon commercial, subsistence and sport fish catch by age and fishery, 1981, with run of origin presumed to be Middle Run based on geographic location ..... 36

A.9. Yukon River Canadian chinook salmon commercial and non-commercial catch by age and fishery, 1981, with run of origin presumed to be Upper Run based on geographic location ..... 37

A.10. Yukon River chinook salmon catch by age, run of origin and fishery, 1981 ..... 38

A.11. Yukon River chinook salmon catch proportions by age, run of origin and fishery, 1981 ..... 39

APPENDIX B – 1982 ORIGINS OF YUKON RIVER CHINOOK SALMON


| Appendix Table | | Page |
|---|---|---|
| B.1. | Yukon River District 1 chinook salmon commercial catch by age, run of origin and period, 1982 | 40 |
| B.2. | Yukon River District 1 chinook salmon commercial and subsistence catch by age, run of origin and fishery, 1982 | 41 |
| B.3. | Yukon River District 2 chinook salmon commercial catch by age, run of origin and period, 1982 | 42 |
| B.4. | Yukon River District 2 chinook salmon commercial and subsistence catch by age, run of origin and fishery, 1982 | 43 |
| B.5. | Yukon River District 3 chinook salmon commercial catch by period, and subsistence catch by age, run of origin and fishery, 1982 | 44 |
| B.6. | Yukon River District 4 chinook salmon commercial and subsistence catch by age, run of origin and fishery, 1982 | 45 |
| B.7. | Yukon River District 5 chinook salmon commercial and subsistence catch by age and fishery, 1982, with run of origin presumed to be Upper Run based on geographic location | 46 |
| B.8. | Yukon River District 6 chinook salmon commercial, subsistence and sport fish catch by age and fishery, 1982, with run of origin presumed to be Middle Run based on geographic location | 47 |
| B.9. | Yukon River Canadian chinook salmon commercial and non-commercial catch by age and fishery, 1982, with run of origin presumed to be Upper Run based on geographic location | 48 |
| B.10. | Yukon River chinook salmon catch by age, run of origin and fishery, 1982 | 49 |
| B.11. | Yukon River chinook salmon catch proportions by age, run of origin and fishery, 1982 | 50 |

APPENDIX C – 1983 ORIGINS OF YUKON RIVER CHINOOK SALMON


Appendix Table — Page

C.1. Yukon River District 1 chinook salmon commercial catch by age, run of origin and period, 1983 ..... 51

C.2. Yukon River District 1 chinook salmon commercial and subsistence catch by age, run of origin and fishery, 1983 ..... 52

C.3. Yukon River District 2 chinook salmon commercial catch by age, run of origin and period, 1983 ..... 53

C.4. Yukon River District 2 chinook salmon commercial and subsistence catch by age, run of origin and fishery, 1983 ..... 54

C.5. Yukon River District 3 chinook salmon commercial and subsistence catch by age, run of origin and fishery, 1983 ..... 55

C.6. Yukon River District 4 chinook salmon commercial and subsistence catch by age, run of origin and fishery, 1983 ..... 56

C.7. Yukon River District 5 chinook salmon commercial and subsistence catch by age and fishery, 1983, with run of origin presumed to be Upper Run based on geographic location ..... 57

C.8. Yukon River District 6 chinook salmon commercial, subsistence and sport fish catch by age and fishery, 1983, with run of origin presumed to be Middle Run based on geographic location ..... 58

C.9. Yukon River Canadian chinook salmon commercial and non-commercial catch by age and fishery, 1983, with run of origin presumed to be Upper Run based on geographic location ..... 59

C.10. Yukon River chinook salmon catch by age, run of origin and fishery, 1983 ..... 60

C.11. Yukon River chinook salmon catch proportions by age, run of origin and fishery, 1983 ..... 61

APPENDIX D – 1984 ORIGINS OF YUKON RIVER CHINOOK SALMON


Appendix Table — Page

D.1. Yukon River District 1 chinook salmon commercial catch by age, run of origin and period, 1984 ..... 62

D.2. Yukon River District 1 chinook salmon commercial and subsistence catch by age, run of origin and fishery, 1984 ..... 63

D.3. Yukon River District 2 chinook salmon commercial catch by age, run of origin and period, 1984 ..... 64

D.4. Yukon River District 2 chinook salmon commercial and subsistence catch by age, run of origin and fishery, 1984 ..... 65

D.5. Yukon River District 3 chinook salmon commercial and subsistence catch by age, run of origin and fishery, 1984 ..... 66

D.6. Yukon River District 4 chinook salmon commercial and subsistence catch by age, run of origin and fishery, 1984 ..... 67

D.7. Yukon River District 5 chinook salmon commercial and subsistence catch by age and fishery, 1984, with run of origin presumed to be Upper Run based on geographic location ..... 68

D.8. Yukon River District 6 chinook salmon commercial, subsistence and sport fish catch by age and fishery, 1984, with run of origin presumed to be Middle Run based on geographic location ..... 69

D.9. Yukon River Canadian chinook salmon commercial and non-commercial catch by age and fishery, 1984, with run of origin presumed to be Upper Run based on geographic location ..... 70

D.10. Yukon River chinook salmon catch by age, run of origin and fishery, 1984 ..... 71

D.11. Yukon River chinook salmon catch proportions by age, run of origin and fishery, 1984..... 72

APPENDIX E – 1985 ORIGINS OF YUKON RIVER CHINOOK SALMON


Appendix Table — Page

E.1. Yukon River District 1 chinook salmon commercial catch by age, run of origin and period, 1985 ..... 73

E.2. Yukon River District 1 chinook salmon commercial and subsistence catch by age, run of origin and fishery, 1985 ..... 74

E.3. Yukon River District 2 chinook salmon commercial catch by age, run of origin and period, 1985 ..... 75

E.4. Yukon River District 2 chinook salmon commercial and subsistence catch by age, run of origin and fishery, 1985 ..... 76

E.5. Yukon River District 3 chinook salmon commercial catch by period, and subsistence catch by age, run of origin and fishery, 1985 ..... 77

E.6. Yukon River District 4 chinook salmon commercial and subsistence catch by age, run of origin and fishery, 1985 ..... 78

E.7. Yukon River District 5 chinook salmon commercial and subsistence catch by age and fishery, 1985, with run of origin presumed to be Upper Run based on geographic location ..... 79

E.8. Yukon River District 6 chinook salmon commercial, subsistence and sport fish catch by age and fishery, 1985, with run of origin presumed to be Middle Run based on geographic location ..... 80

E.9. Yukon River Canadian commercial and non-commercial chinook salmon catch by age and fishery, 1985, with run of origin presumed to be Upper Run based on geographic location ..... 81

E.10. Yukon River chinook salmon catch by age, run of origin and fishery, 1985 ..... 82

E.11. Yukon River chinook salmon catch proportions by age, run of origin and fishery, 1985 ..... 83

APPENDIX F – 1986 ORIGINS OF YUKON RIVER CHINOOK SALMON


| Appendix Table | | Page |
|---|---|---|
| F.1. | Yukon River District 1 chinook salmon commercial catch by age, run of origin and period, 1986 | 84 |
| F.2. | Yukon River District 1 chinook salmon commercial and subsistence catch by age, run of origin and fishery, 1986 | 85 |
| F.3. | Yukon River District 2 chinook salmon commercial catch by age, run of origin and period, 1986 | 86 |
| F.4. | Yukon River District 2 chinook salmon commercial and subsistence catch by age, run of origin and fishery, 1986 | 87 |
| F.5. | Yukon River District 3 chinook salmon commercial and subsistence catch by age, run of origin and fishery, 1986 | 88 |
| F.6. | Yukon River District 4 chinook salmon commercial and subsistence catch by age, run of origin and fishery, 1986 | 89 |
| F.7. | Yukon River District 5 chinook salmon commercial and subsistence catch by age and fishery, 1986, with run of origin presumed to be Upper Run based on geographic location | 90 |
| F.8. | Yukon River District 6 chinook salmon commercial, subsistence and sport fish catch by age and fishery, 1986, with run of origin presumed to be Middle Run based on geographic location | 91 |
| F.9. | Yukon River Canadian chinook salmon commercial and non-commercial catch by age and fishery, 1986, with run of origin presumed to be Upper Run based on geographic location | 92 |
| F.10. | Yukon River chinook salmon catch by age, run of origin and fishery, 1986 | 93 |
| F.11. | Yukon River chinook salmon catch proportions by age, run of origin and fishery, 1986 | 94 |

APPENDIX G – 1987 ORIGINS OF YUKON RIVER CHINOOK SALMON


| Appendix Table | | Page |
|---|---|---|
| G.1. | Yukon River District 1 chinook salmon commercial catch by age, run of origin and period, 1987 | 95 |
| G.2. | Yukon River District 1 chinook salmon commercial and subsistence catch by age, run of origin and fishery, 1987 | 96 |
| G.3. | Yukon River District 2 chinook salmon commercial catch by age, run of origin and period, 1987 | 97 |
| G.4. | Yukon River District 2 chinook salmon commercial and subsistence catch by age, run of origin and fishery, 1987 | 98 |
| G.5. | Yukon River District 3 chinook salmon commercial and subsistence catch by age, run of origin and fishery, 1987 | 99 |
| G.6. | Yukon River District 4 chinook salmon commercial and subsistence catch by age, run of origin and fishery, 1987 | 100 |
| G.7. | Yukon River District 5 chinook salmon commercial and subsistence catch by age and fishery, 1987, with run of origin presumed to be Upper Run based on geographic location | 101 |
| G.8. | Yukon River District 6 chinook salmon commercial, subsistence and sport fish catch by age and fishery, 1987, with run of origin presumed to be Middle Run based on geographic location | 102 |
| G.9. | Yukon River Canadian chinook salmon commercial and non-commercial catch by age and fishery, 1987, with run of origin presumed to be Upper Run based on geographic location | 103 |
| G.10. | Yukon River chinook salmon catch by age, run of origin and fishery, 1987 | 104 |
| G.11. | Yukon River chinook salmon catch proportions by age, run of origin and fishery, 1987 | 105 |

APPENDIX H – 1988 ORIGINS OF YUKON RIVER CHINOOK SALMON


Appendix Table — Page

H.1. Yukon River District 1 chinook salmon commercial catch by age, run of origin and period, 1988 ..... 106

H.2. Yukon River District 1 chinook salmon commercial and subsistence catch by age, run of origin and fishery, 1988 ..... 107

H.3. Yukon River District 2 chinook salmon commercial catch by age, run of origin and period, 1988 ..... 108

H.4. Yukon River District 2 chinook salmon commercial and subsistence catch by age, run of origin and fishery, 1988 ..... 109

H.5. Yukon River District 3 chinook salmon commercial and subsistence catch by age, run of origin and fishery, 1988 ..... 110

H.6. Yukon River District 4 chinook salmon commercial and subsistence catch by age, run of origin and fishery, 1988 ..... 111

H.7. Yukon River District 5 chinook salmon commercial and subsistence catch by age and fishery, 1988, with run of origin presumed to be Upper Run based on geographic location ..... 112

H.8. Yukon River District 6 chinook salmon commercial, subsistence and sport fish catch by age and fishery, 1988, with run of origin presumed to be Middle Run based on geographic location ..... 113

H.9. Yukon River Canadian chinook salmon commercial and non-commercial catch by age and fishery, 1988, with run of origin presumed to be Upper Run based on geographic location ..... 114

H.10. Yukon River chinook salmon catch by age, run of origin and fishery, 1988 ..... 115

H.11. Yukon River chinook salmon catch proportions by age, run of origin and fishery, 1988 ..... 116

APPENDIX I – 1989 ORIGINS OF YUKON RIVER CHINOOK SALMON


Appendix Table — Page

I.1. Yukon River District 1 chinook salmon commercial catch by age, run of origin and period, 1989 ..... 117

I.2. Yukon River District 1 chinook salmon commercial and subsistence catch by age, run of origin and fishery, 1989 ..... 118

I.3. Yukon River District 2 chinook salmon commercial catch by age, run of origin and period, 1989 ..... 119

I.4. Yukon River District 2 chinook salmon commercial and subsistence catch by age, run of origin and fishery, 1989 ..... 120

I.5. Yukon River District 3 chinook salmon commercial and subsistence catch by age, run of origin and fishery, 1989 ..... 121

I.6. Yukon River District 4 chinook salmon commercial and subsistence catch by age, run of origin and fishery, 1989 ..... 122

I.7. Yukon River District 5 chinook salmon commercial and subsistence catch by age and fishery, 1989, with run of origin presumed to be Upper Run based on geographic location ..... 123

I.8. Yukon River District 6 chinook salmon commercial, subsistence and sport fish catch by age and fishery, 1989, with run of origin presumed to be Middle Run based on geographic location ..... 124

I.9. Yukon River Canadian chinook salmon commercial and non-commercial catch by age and fishery, 1989, with run of origin presumed to be Upper Run based on geographic location ..... 125

I.10. Yukon River chinook salmon catch by age, run of origin and fishery, 1989 ..... 126

I.11. Yukon River chinook salmon catch proportions by age, run of origin and fishery, 1989 ..... 127

APPENDIX J – 1990 ORIGINS OF YUKON RIVER CHINOOK SALMON


Appendix Table — Page

J.1. Yukon River District 1 chinook salmon commercial catch by age, run of origin and period, 1990 ..... 128

J.2. Yukon River District 1 chinook salmon commercial and subsistence catch by age, run of origin and fishery, 1990 ..... 129

J.3. Yukon River District 2 chinook salmon commercial catch by age, run of origin and period, 1990 ..... 130

J.4. Yukon River District 2 chinook salmon commercial and subsistence catch by age, run of origin and fishery, 1990 ..... 131

J.5. Yukon River District 3 chinook salmon commercial and subsistence catch by age, run of origin and fishery, 1990 ..... 132

J.6. Yukon River District 4 chinook salmon commercial and subsistence catch by age, run of origin and fishery, 1990 ..... 133

J.7. Yukon River District 5 chinook salmon commercial and subsistence catch by age and fishery, 1990, with run of origin presumed to be Upper Run based on geographic location ..... 134

J.8. Yukon River District 6 chinook salmon commercial, subsistence and sport fish catch by age and fishery, 1990, with run of origin presumed to be Middle Run based on geographic location ..... 135

J.9. Yukon River Canadian chinook salmon commercial and non-commercial catch by age and fishery, 1990, with run of origin presumed to be Upper Run based on geographic location ..... 136

J.10. Yukon River chinook salmon catch by age, run of origin and fishery, 1990 ..... 137

J.11. Yukon River chinook salmon catch proportions by age, run of origin and fishery, 1990 ..... 138

APPENDIX K – 1991 ORIGINS OF YUKON RIVER CHINOOK SALMON


Appendix Table — Page

K.1. Yukon River District 1 chinook salmon commercial catch by age, run of origin and period, 1991 ..... 139

K.2. Yukon River District 1 chinook salmon commercial, subsistence and test fish catch by age, run of origin and fishery, 1991 ..... 140

K.3. Yukon River District 2 chinook salmon commercial catch by age, run of origin and period, 1991 ..... 141

K.4. Yukon River District 2 chinook salmon commercial, subsistence and test fish catch by age, run of origin and fishery, 1991 ..... 142

K.5. Yukon River District 3 chinook salmon commercial and subsistence catch by age, run of origin and fishery, 1991 ..... 143

K.6. Yukon River District 4 chinook salmon commercial and subsistence catch by age, run of origin and fishery, 1991 ..... 144

K.7. Yukon River District 5 chinook salmon commercial and subsistence catch by age and fishery, 1991, with run of origin presumed to be Upper Run based on geographic location ..... 145

K.8. Yukon River District 6 chinook salmon commercial, subsistence and sport fish catch by age and fishery, 1991, with run of origin presumed to be Middle Run based on geographic location ..... 146

K.9. Yukon River Canadian chinook salmon commercial and non-commercial catch by age and fishery, 1991, with run of origin presumed to be Upper Run based on geographic location ..... 147

K.10. Yukon River chinook salmon catch by age, run of origin and fishery, 1991 ..... 148

K.11. Yukon River chinook salmon catch proportions by age, run of origin and fishery, 1991 ..... 149

APPENDIX L – 1992 ORIGINS OF YUKON RIVER CHINOOK SALMON


| Appendix Table | | Page |
|---|---|---|
| L.1. | Yukon River District 1 chinook salmon commercial catch by age, run of origin and period, 1992 | 150 |
| L.2. | Yukon River District 1 chinook salmon commercial, subsistence and test fish catch by age, run of origin and fishery, 1992 | 151 |
| L.3. | Yukon River District 2 chinook salmon commercial catch by age, run of origin and period, 1992 | 152 |
| L.4. | Yukon River District 2 chinook salmon commercial and subsistence catch by age, run of origin and fishery, 1992 | 153 |
| L.5. | Yukon River District 3 chinook salmon commercial and subsistence catch by age, run of origin and fishery, 1992 | 154 |
| L.6. | Yukon River District 4 chinook salmon commercial and subsistence catch by age, run of origin and fishery, 1992 | 155 |
| L.7. | Yukon River District 5 chinook salmon commercial and subsistence catch by age and fishery, 1992, with run of origin presumed to be Upper Run based on geographic location | 156 |
| L.8. | Yukon River District 6 chinook salmon commercial, subsistence and sport fish catch by age and fishery, 1992, with run of origin presumed to be Middle Run based on geographic location | 157 |
| L.9. | Yukon River Canadian chinook salmon commercial and non-commercial catch by age and fishery, 1992, with run of origin presumed to be Upper Run based on geographic location | 158 |
| L.10 | Yukon River chinook salmon catch by age, run of origin and fishery, 1992 | 159 |
| L.11. | Yukon River chinook salmon catch proportions by age, run of origin and fishery, 1992 | 160 |

APPENDIX M – 1993 ORIGINS OF YUKON RIVER CHINOOK SALMON


| Appendix Table | | Page |
|---|---|---|
| M.1. | Yukon River District 1 chinook salmon commercial catch by age, run of origin and period, 1993 | 161 |
| M.2. | Yukon River District 1 chinook salmon commercial, subsistence and test fish catch by age, run of origin and fishery, 1993 | 162 |
| M.3. | Yukon River District 2 chinook salmon commercial catch by age, run of origin and period, 1993 | 163 |
| M.4. | Yukon River District 2 chinook salmon commercial, subsistence and test fish catch by age, run of origin and fishery, 1993 | 164 |
| M.5. | Yukon River District 3 chinook salmon commercial and subsistence catch by age, run of origin and fishery, 1993 | 165 |
| M.6. | Yukon River District 4 chinook salmon commercial and subsistence catch by age, run of origin and fishery, 1993 | 166 |
| M.7. | Yukon River District 5 commercial and subsistence chinook salmon catch by age and fishery, 1993, with run of origin presumed to be Upper Run based on geographic location | 167 |
| M.8. | Yukon River District 6 commercial, subsistence and sport fish chinook salmon catch by age and fishery, 1993, with run of origin presumed to be Middle Run based on geographic location | 168 |
| M.9. | Yukon River Canadian commercial and non-commercial chinook salmon catch by age and fishery, 1993, with run of origin presumed to be Upper Run based on geographic location | 169 |
| M.10. | Yukon River chinook salmon catch by age, run of origin and fishery, 1993 | 170 |
| M.11. | Yukon River chinook salmon catch proportions by age, run of origin and fishery, 1993 | 171 |

APPENDIX N – 1994 ORIGINS OF YUKON RIVER CHINOOK SALMON


| Appendix Table | | Page |
|---|---|---|
| N.1. | Yukon River District 1 chinook salmon commercial catch by age, run of origin and period, 1994 | 172 |
| N.2. | Yukon River District 1 chinook salmon commercial, subsistence and test fish catch by age, run of origin and fishery, 1994 | 173 |
| N.3. | Yukon River District 2 chinook salmon commercial catch by age, run of origin and period, 1994 | 174 |
| N.4. | Yukon River District 2 chinook salmon commercial, subsistence and test fish catch by age, run of origin and fishery, 1994 | 175 |
| N.5. | Yukon River District 3 chinook salmon commercial and subsistence catch by age, run of origin and fishery, 1994 | 176 |
| N.6. | Yukon River District 4 chinook salmon commercial and subsistence catch by age, run of origin and fishery, 1994 | 177 |
| N.7. | Yukon River District 5 chinook salmon commercial and subsistence catch by age and fishery, 1994, with run of origin presumed to be Upper Run based on geographic location | 178 |
| N.8. | Yukon River District 6 chinook salmon commercial, subsistence and sport fish catch by age and fishery, 1994, with run of origin presumed to be Middle Run based on geographic location | 179 |
| N.9. | Yukon River Canadian chinook salmon commercial and non-commercial catch by age and fishery, 1994, with run of origin presumed to be Upper Run based on geographic location | 180 |
| N.10. | Yukon River chinook salmon catch by age, run of origin and fishery, 1994 | 181 |
| N.11. | Yukon River chinook salmon catch proportions by age, run of origin and fishery, 1994 | 182 |

## APPENDIX O – 1995 ORIGINS OF YUKON RIVER CHINOOK SALMON


| Appendix Table | | Page |
|---|---|---|
| O.1. | Yukon River District 1 chinook salmon commercial catch by age, run of origin and period, 1995 | 183 |
| O.2. | Yukon River District 1 chinook salmon commercial, subsistence and test fish catch by age, run of origin and fishery, 1995 | 184 |
| O.3. | Yukon River District 2 chinook salmon commercial catch by age, run of origin and period, 1995 | 185 |
| O.4. | Yukon River District 2 chinook salmon commercial, subsistence and test fish catch by age, run of origin and fishery, 1995 | 186 |
| O.5. | Yukon River District 3 chinook salmon subsistence catch by age and run of origin, 1995 | 187 |
| O.6 | Yukon River District 4 chinook salmon commercial and subsistence catch by age, run of origin and fishery, 1995 | 188 |
| O.7. | Yukon River District 5 chinook salmon commercial and subsistence catch by age and fishery, 1995, with run of origin presumed to be Upper Run based on geographic location | 189 |
| O.8. | Yukon River District 6 chinook salmon commercial, subsistence and sport fish catch by age and fishery, 1995, with run of origin presumed to be Middle Run based on geographic location | 190 |
| O.9. | Yukon River Canadian chinook salmon commercial and non-commercial catch by age and fishery, 1995, with run of origin presumed to be Upper Run based on geographic location | 191 |
| O.10. | Yukon River chinook salmon catch by age, run of origin and fishery, 1995 | 192 |
| O.11. | Yukon River chinook salmon catch proportions by age, run of origin and fishery, 1995 | 193 |

APPENDIX P – 1996 ORIGINS OF YUKON RIVER CHINOOK SALMON


| Appendix Table | | Page |
|---|---|---|
| P.1. | Yukon River District 1 chinook salmon commercial catch by age, run of origin and period, 1996 | 194 |
| P.2. | Yukon River District 1 chinook salmon commercial, subsistence and test fish catch by age, run of origin and fishery, 1996 | 195 |
| P.3. | Yukon River District 2 chinook salmon commercial catch by age, run of origin and period, 1996 | 196 |
| P.4. | Yukon River District 2 chinook salmon commercial and subsistence catch by age, run of origin and fishery, 1996 | 197 |
| P.5. | Yukon River District 3 chinook salmon subsistence catch by age and run of origin, 1996 | 198 |
| P.6. | Yukon River District 4 chinook salmon commercial and subsistence catch by age, run of origin and fishery, 1996 | 199 |
| P.7. | Yukon River District 5 chinook salmon commercial and subsistence catch by age and fishery, 1996, with run of origin presumed to be Upper Run based on geographic location | 200 |
| P.8. | Yukon River District 6 chinook salmon commercial, subsistence and sport fish catch by age and fishery, 1996, with run of origin presumed to be Middle Run based on geographic location | 201 |
| P.9. | Yukon River Canadian chinook salmon commercial and non-commercial catch by age and fishery, 1996, with run of origin presumed to be Upper Run based on geographic location | 202 |
| P.10. | Yukon River chinook salmon catch by age, run of origin and fishery, 1996 | 203 |
| P.11. | Yukon River chinook salmon catch proportions by age, run of origin and fishery, 1996 | 204 |

## ABSTRACT

Revised estimates of the stock composition of all harvests, based on scale growth measurements of chinook salmon *Oncorhynchus tshawytscha* (Walbaum), within the Yukon River drainage were calculated for the years 1981 to 1996 using maximum likelihood estimation. Detailed maximum likelihood estimates for 1997 and 1998 have been reported separately. Pooled separation criteria were characterized as three geographically based stock groups termed Lower, Middle and Upper River Runs. Maximum likelihood estimation models were used to estimate stock composition for the most abundant age classes, typically age-1.3 and -1.4 fish, harvested in Districts 1, 2, 3 and 4, depending upon the availability of samples. Observed age composition ratios among escapements, in combination with maximum likelihood estimates, were used to estimate the stock composition of less abundant age classes. Run of origin for Districts 5 and 6, and Canadian harvests were assigned based on the geographic location of those harvests. Subsistence harvests in Districts 1, 2, 3 and 4 were apportioned to run of origin using estimated commercial harvest proportions in each respective district. Subsistence harvests in Districts 5 and 6, and Canadian Aboriginal harvests were assigned based on the geographic location where each harvest occurred. An average of 1.1% of the harvests that were previously apportioned to Lower River Run stocks using LDF methods, were re-apportioned to Middle River Run stocks using MLE techniques. Similarly, an average 1.3% of the harvests originally apportioned to Upper River Run stocks were re-apportioned to Middle River Run stocks. The year with the least change in country of origin harvest was 1987 when 0.4% of the Canadian stocks were assigned to U.S. (Alaskan) stocks. The greatest change occurred in 1995 when 14.6% of the harvests assigned previously to Canadian stock, were re-apportioned to U.S. (Alaskan) Stocks. An overall average of 1.3% of harvests previously assigned to Upper River Run (Canadian) stocks were re-apportioned to U.S. (Alaskan) stocks.

# INTRODUCTION

Yukon River chinook salmon *Oncorhynchus tshawytscha* (Walbaum) have historically been harvested in a wide range of fisheries in both marine and fresh waters. Within the Yukon River drainage (Figures 1 and 2), returning adults are harvested in subsistence and personal use fisheries in Alaska, Aboriginal and domestic fisheries in Canada, and commercial and sport fisheries in Alaska and Canada. Chinook salmon are an important component of the diet of subsistence fishers within the Yukon River drainage.

Chinook salmon harvested in the Yukon River fisheries consist of a mixture of stocks bound for spawning areas throughout the Yukon River drainage. The Yukon River drains roughly 854,700 square kilometers, originating 48 kilometers from the Gulf of Alaska in northern British Columbia, and flowing 3,700 kilometers to the Bering Sea (Bergstrom et al. 1999). Returning chinook salmon spawn in tributaries throughout the drainage. Spawning tributaries are distributed from near the mouth, such as the Andreafsky River, too as far upriver as the Swift River in British Columbia near the Yukon Territory border. Although more than 100 spawning streams have been documented, aerial surveys of chinook salmon escapements indicate that the largest known concentrations of spawning salmon occur in three distinct geographic regions: (1) tributary streams in Alaska that drain the Andreafsky Hills and Kaltag Mountains between river kilometers 161 and 805, (2) Upper Koyukuk River and Tanana River tributaries in Alaska between river kilometers 1,287 and 1,770, and (3) tributary streams in Canada that drain the Pelly and Big Salmon Mountains between river kilometers 2,092 and 2,897. All chinook salmon stocks within each of these geographic regions displaying similar scale growth patterns were collectively termed runs (McBride and Marshall 1983) and are now referred to as the Lower, Middle and Upper Yukon River Run stock groups.

Evaluating stock production, spawning escapement goals and management strategies requires information on the stock composition of the various harvests. In addition, the U.S. and Canada have been engaged in treaty negotiations concerning management and conservation of stocks spawned in Canada. Biological information on these stocks provides the technical basis for the negotiation process.

Stock composition of Yukon River fishery harvests has been studied by the ADF&G using scale growth characteristics. Feasibility studies using scale growth measurements to differentiate chinook salmon run of origin for District 1 commercial fishery samples were first conducted in 1980 and 1981 (McBride and Marshall, 1983). Since then, harvests within the drainage have been apportioned to geographic run of origin annually using a linear discriminant function (LDF) model (Wilcock and McBride 1983; Wilcock 1984, 1985, 1986, 1990; Merritt et al. 1988; Merritt 1988; Schneiderhan and Wilcock 1992; Schneiderhan 1993, 1994a, 1994b, 1994c, 1996, 1997a). A more efficient and accurate method of assessing scale growth characteristics was developed by Bromaghin in 1998 (Jeff Bromaghin, ADF&G, Commercial Fisheries Division, Anchorage, personal communication) using maximum likelihood estimator (MLE) techniques. The objective of this work is to recalculate estimates the run of origin of all Yukon River chinook salmon harvested in the drainage since the inception of the program in 1982 using the new methodology.

## METHODS

### *Overview*

To establish baseline data, fish are sampled in portions of the Yukon River drainage (i.e. on spawning grounds) where they are assumed to be separated. Scales are taken from each fish sampled and the scale data are used to estimate the age composition at each sampling location. The scales of the more abundant age classes, termed major age classes, are digitized, and a number of growth measurements are made on each scale. These data are assumed to characterize all salmon from each run of origin, and they represent the central component of the stock identification project. Similar sample data are collected from commercial harvests, largely in Districts 1 and 2.

### *Scale Processing*

Scales were collected from the preferred area on the left side of the fish approximately two rows above the lateral line in an area transected by a diagonal from the posterior insertion of the dorsal fin to the anterior insertion of the anal fin (Clutter and Whitesel 1956). All scales were mounted on gummed cards and impressions were made in cellulose acetate. Three scales were collected from each chinook salmon to better ensure obtaining a scale of adequate quality. Scale impressions were then aged, using a microfiche reader with a 40x lens, and reported in European notation. The European method is a two number system. The first number refers to the number of years spent in fresh water after hatching. The second number, separated by the first with a period, represents the number of years spent in the ocean. The total age is calculated by summing the two numbers and adding 1 to account for the period spent as an embryo prior to hatching.

After aging, each scale impression is enlarged by a factor of 100 and projected onto a digitizing table (Ryan and Christie, 1976). Methods for identifying zones and measuring specific distances are described by McBride and Marshall (1983). Scale growth zones (first freshwater annulus, freshwater plus growth zone, and first, second and third ocean zones) are identified (Figure 3), and distances between circuli are measured in millimeters. Measurements within each zone are identified by a specific cursor key code. The focus, where digitizing begins, represents "0", the origin or zero distance. Therefore, the first incremental distance measured is from the focus, or "0", to the first circuli. In fish with only one freshwater annulus, cursor key 1 typically identifies the first freshwater annulus. Key 2 identifies the freshwater plus growth zone, key 3 the first ocean zone, key 4 the second ocean zone, and key 5 the third ocean zone. The distances between consecutive circuli are measured in only the freshwater and first ocean zones. With other ocean zones, only the entire width is measured. For example, ocean zone measurements for age-1.3 chinook salmon end with the second ocean zone. Similarly, the last measurement for an age of 1.4 salmon would be the third ocean zone. Measurements are automatically written to computer files for later statistical analysis. Differences in scale growth characteristics are sometimes great enough to be seen visually (Figure 4).

Age-1.3 and -1.4 constitute the major age classes of Yukon River chinook salmon, which typically account for the bulk (70%-90%) of the total run. These two age classes are the age

classes normally digitized. Occasionally, a sufficient number of samples from another age class is obtained to include a third major age in the analysis.

### *Analytical Methods*

Prior to the analysis of data collected in 1997, LDF based on scale circuli measurement data were used to classify harvest fish samples in the major age classes, usually ages 1.3 and 1.4, to run of origin. The stock composition of the remaining minor age classes was estimated using the major age class results in conjunction with ratios of relative age class abundance in associated escapement samples. Schneiderhan (1997b) provides a summary of the analytical methods used historically in the stock identification program. The methods were implemented in several iterative computer programs written in DOS. Output data from individual programs were manually interpreted by the project biologist. This was necessary to prepare the output data for input into subsequent programs. This procedure was inefficient, and offered unnecessary opportunity for the introduction of errors. Additionally, this procedure had not been reviewed or modified since 1988. In the spring of 1998, a dedicated effort was made to develop a single program capable of processing and analyzing scale pattern and age data more repeatable, efficient and perhaps more robust. Such a program (SPAYK.EXE) was developed by agency staff (Jeff Bromaghin, ADF&G, Commercial Fisheries Division, Anchorage, personal communication) that combined the multiple steps, that were previously required, into a single comprehensive program, taking advantage of new commercial software and the increased capacity and speed of modern desktop computers. Several processing tasks were automated, and improved analytical methods were implemented. The stock compositions of all age classes, in all harvests, are now estimated in a single program execution.

Analytical improvements in the new program occurred primarily in two areas. The first involves the method of estimating the stock composition of major age classes. The LDF model used previously has been replaced with a MLE model (Bromaghin and Bruden, 1998). The second improvement incorporates robust estimators of sample means and variance-covariance matrices, which reduces the influence of extreme observations on estimates (Campbell, 1980). These changes substantially decreased requisite data processing and increased the statistical quality of stock composition estimates. Bromaghin and Bruden (1999) detail the methods implemented in the new program. Prior to this report, data from three years were processed using this software, 1996 and 1997 (Lingnau and Bromaghin, 1999) and 1998 (Lingnau 1999).

In order to separate stocks using scale growth characteristics, several assumptions were necessary. Pooled scale measurement data from the escapement samples of each stock group were assumed to represent characteristics of the entire stock group. Also, the data for each major age class and stock group were assumed to have a multivariate normal probability distribution (Johnson and Kotz, 1972), although robust estimators of the mean vector and the covariance matrix (Campbell, 1980) were used to minimize the influence of outliars. For each major age, a stepwise variable selection algorithm based on Wilks' ratio (Seber, 1984) was used to select variables for inclusion in the model. The harvest samples were modeled as a weighted mixture of the estimated probability distributions of each of the stock groups, with the weights being the

stock composition proportions (Bromaghin and Bruden, 1999). The stock composition proportions for each major age class were estimated using maximum likelihood techniques.

Harvests of minor age classes were apportioned to run of origin based on escapement age composition (Schneiderhan 1997b). Escapement age composition information was collected from fish in spawning streams within the areas representing the Lower, Middle and Upper River Run stocks. Age composition estimates from multiple projects within each stock group were weighted by abundance information, when available. Age composition for Canadian escapements were estimated using two methods, depending on available data. For years when age-sex-length (ASL) data from fishwheels were the only available data, a selectivity coefficient was applied as fishwheels preferentially harvest younger fish (Jeff Bromaghin, ADF&G, Commercial Fisheries Division, Anchorage, personal communication). In years when escapement and commercial catch age data was available, that data was combined and weighted to estimate the escapement age composition.

Some harvests lacking sufficient digitized scale information were apportioned using one or more surrogate harvests with digitized information whose stock composition was assumed similar. For example, subsistence harvests are not typically sampled so they are apportioned to run of origin using data from the nearest commercial harvest samples. Harvests occurring exclusively in a known stock of origin drainage were apportioned to that run. An example would be harvests in the Tanana River, which would be apportioned entirely to the Middle River Run.

### *Catch Sampling*

Scale samples were typically collected during each commercial fishing period in Districts 1 and 2 (Tables 1 and 2). These scales were aged and subsequently digitized. Samples from Districts 3 and 4 were opportunistically collected from either commercial or subsistence catches. Commercial and subsistence catch samples collected in Districts 5 and 6 were used solely for age composition analysis in those districts. Where possible, age composition in the upper river districts was reported by gear type and statistical area. Subsistence harvests occurring in Districts 1 and 2 were described either by using lower Yukon River test fishing samples, which were collected throughout the run, or by the first commercial opening in the respective districts. When samples from District 3 were not available, the District 3 commercial and subsistence harvests were also apportioned using lower Yukon River test fishing samples or a combination of the first commercial opening in Districts 1 and 2.

Subsistence and commercial harvests in District 4 were apportioned depending on the available data. If sufficient harvest samples were collected within the district, those data were used to estimate the stock composition. If not, a combination of age composition data from lower Yukon River test fishing or commercial catch samples was used as a surrogate. Several methods of gear are used to harvest salmon in District 4. If gillnet samples were not available, lower river commercial catch age composition was used. If fishwheel samples were not available, District 5 and/or 6 fishwheel age composition was used. Harvests in District 5 were apportioned to the Upper River Run and District 6 harvests were apportioned to the Middle River Run. Sport fish harvests in Alaska were

apportioned to the Middle run, as that area supports the vast majority of the Yukon River drainage sport fishing harvest. Canadian harvests were assigned to the Upper River Run.

### *Escapement Sampling*

Escapement sampling was typically conducted during the period of peak spawning mortality in tributaries representing the baseline stocks in Alaska (Tables 1 and 3). Carcasses were the primary source of samples; however, some samples were obtained from live fish captured with beach seines or other methods. More recently, live salmon have been sampled at weir projects operated by the U.S. Fish and Wildlife Service (USFWS) on the East Fork Andreafsky and Gisasa Rivers. Prior to 1990, escapement samples were collected cooperatively on an annual basis with ADF&G, DFO and in some years, USFWS. Samples were also collected from fish captured in fish wheels by the DFO in the Yukon Territory, Canada.

## RESULTS

### *Variable Selection*

The number of variables selected for a model is directly related to the ability of those variables to differentiate known stock groups. A list of variables their and related measurements are presented in Table 4. As the number of required variables increases, it indicates less definition between known stock groups. Chinook salmon spends two or three years in freshwater before migrating to the sea. It is the freshwater and the freshwater-plus growth zone that differences between stocks is most likely to occur (variables 1-30 and 61-69). The remaining growth occurs in the ocean where the stocks are most likely mixed and subjected to the same environmental conditions.

In all years and for all age groups, the most powerful discriminating variable selected was almost always (34 of 37 possibilities) related to freshwater growth (Table 5). Of those 34 possibilities, 30 variables were related to the freshwater plus growth zone or a combination of the freshwater zones. The remaining four were related to the first fresh water zone. On average, 10 variables were selected for all age groups across all years. The lowest number of variables selected was three (three occurrences) and the largest was 20. Of the 379 variables selected at one time or another during the course of this study, 216 (57%) were related to freshwater. The remaining 163 (43%) variables were related to ocean growth zones.

### *Comparison of Accuracy*

Mean accuracy for all age groups and all years increased appreciably when comparing the old method of classification, LDF, to the MLE (Table 6). The increase in accuracy is most likely due to the use of robust estimators. In general, robust estimators substantially reduced the influence of outlying variables. This, in turn, increased the accuracy of the model by placing greater weight on characteristics that are more defining for the individual stock groups.

Mean (1981-1995) accuracy for age-1.3 chinook salmon using the MLE technique increased from 71.7% to 91.7% over the LDF technique, an accuracy increase of 20% (Table 7). The largest gain

occurred in 1981, a feasibility study year, with an increase of 35.4%. The year with the least gain was 1986 with an increase of 1.4%. Results for age-1.4 chinook salmon was similar using the MLE techniques. The mean (1981-1995) accuracy increase was 18.9% (73.7% to 92.6%) for age-1.4 salmon. The year with the largest gain in accuracy for age 1.4 fish was 1988 (28.5%) and the least gain was 8.5% in 1987.

### *MLE vs. LDF Harvest Contribution Estimates*

With the change in analytical methodology, there is a keen interest in any change in the estimated origin of harvest proportions. MLE-based harvest contribution estimates by run and year, in number of fish and by proportions, are presented in Tables 8 and 9, respectively. LDF-based harvest contribution estimates, by run and year, in proportions are presented in Table 10. Changes in salmon harvest numbers were not compared in this study. Earlier studies used LDF-based apportioned harvest numbers, which may have changed because of corrections or updated harvest information. Therefore, the apportioned harvest values, resulting from new MLE-based analysis, should serve as the most accurate reference. Appendix A – P presents estimated number and proportion of chinook salmon harvested within the Yukon River drainage by location (Yukon River fishing districts and Canada), fisheries, age group, and run of origin.

The difference between the MLE-based harvest contribution estimates of the Upper River Run to the total Yukon River drainage harvest (Table 9) and LDF-based contribution estimates (Table 10) ranged from –14.6% in 1995 to 2.7% in 1986 (Table 11). Harvest contribution differences greater than 10% were observed between the two apportionment techniques in 1993 and 1995. The MLE-based estimate of the contribution of the Upper River Run to the total Yukon River drainage harvest was 11.5% less in 1993 than the LDF analysis and 14.6% less in 1995 (Table 11;Figure 6). Accordingly, these harvested fish were reallocated to the Lower and Middle River Runs within Alaska. Overall, based on the 1982-1995 average contribution differences for the two allocation method techniques, the MLE-based contribution estimate of the Lower River Run and Upper River Run to the total harvest decreased, while the contribution of the Middle River Run increased over the LDF-based estimate. Specifically, the MLE-based contribution estimate of Lower and Upper River Run salmon decreased 1.1% and 1.3%, respectively, from the LDF-based estimate, while the MLE-based contribution of Middle River Run to the total harvest increased by 2.4% over the LDF-based estimate. (Table 11).

Data from 1981 were not included in Table 10. The year 1981 was the second year of the feasibility study and harvest allocation using LDF was limited to District 1. Using the MLE analysis, the entire 1981 chinook salmon harvest from the Yukon River was allocated to run of origin and country of origin.

The MLE-based analysis apportioned more of the total harvest to Middle River Run stocks than the LDF-based analysis. Specifically, MLE-based harvest contribution estimates increased in 10 of the 14 comparable years studied. For Lower River Run stocks, there was an increase of stock allocations in 5 years and a decrease in 9 years. Upper River Run stock allocations decreased in 6 years and increased in 8 years. This suggests that the LDF estimator was biased against Middle River Run stocks. This is reasonable because the Middle River Run stocks spawn in tributaries with

freshwater environments somewhat similar to both Lower and Upper River Run stocks. Middle River Run stocks have historically been the most difficult to accurately separate with the most difficult separation noted between Middle and Upper River Run stocks. The use of robust estimators yielded a more accurate model, which notably affected Middle River Run stocks, which may share certain characteristics with each Lower and Upper River Run stocks.

## DISCUSSION

Now that the Yukon River Drainage chinook salmon harvests, since 1981, have been apportioned to run of origin using MLE techniques, it is possible to compare results between years. Run-of-origin harvest estimates changed little between the two methods. With only two exceptions, re-apportionment of annual harvests of the Upper River Run salmon stock between Alaska and Canada were less than 4%. When comparing the accuracy's for all age groups, all years, with digitized data, only four out of the 31 data sets had less than 10% improvement. The MLE method is more accurate; is a single objective program; and unlike the LDF method, creates a descriptive document of the data and procedures used.

The rejection rate of scale samples due to poor quality is an ongoing concern. High rejection rates for escapement samples has a detrimental affect when building a classification model. The number of acceptable samples can be maximized by proper training of data collection personnel. The rejection rate is largely attributed to sampling technique. Scales that are cleaned and properly mounted are twice as likely useable. Good quality samples form the foundation upon which this stock identification program is built.

With the historical database now completely reanalyzed, this report constitutes the new reference for the historical database concerning stock identification of the Yukon River chinook salmon harvest using analysis of scale patterns. Future annual summaries of these analyses will be presented in updated historical summary tables in AYK Regional Information Report series.

## LITERATURE CITED


Bergstrom, D.J. and ten co-authors. 1999. Annual management report, Yukon Area, 1998. Alaska Department of Fish and Game, Commercial Fisheries Division, Regional Information Report No. 3A99-26, Anchorage.

Bromaghin, J.F. and Bruden, D.A. 1998. A simulation of classification and maximum likelihood estimators of the stock composition of Yukon River chinook salmon harvests. Alaska Department of Fish and Game, Commercial Fisheries Division, Regional Information Report No. 3A98-31, Anchorage.

Bromaghin, J.F. and Bruden, D.A. 1999. The estimation of stock composition in mixed stock fisheries using program SPAYK. Alaska Department of Fish and Game, Commercial Fisheries Division, Regional Information Report No. 3A99-01, Anchorage.

Campbell, N. A. 1980. Robust procedures in multivariate analysis. I. Robust covariance estimation. Applied Statistics 27: 251-258.

Clutter, R.I., and L.E. Whitesel. 1956. Collection and interpretation of sockeye salmon scales. Bulletin of the International Pacific Salmon Fisheries Commission 9, Vancouver, British Columbia.

Johnson, N. L., and S. Kotz. 1972. Distributions in Statistics: Continuous Multivariate Distributions. John Wiley & Sons. New York.

Lingnau, T.L., and J.F. Bromaghin. 1999. Origins of chinook salmon in the Yukon River fisheries, 1997. Alaska Department of Fish and Game, Commercial Fisheries Division, Regional Information Report No. 3A99-09, Anchorage.

Lingnau, T.L., 1999. Origins of chinook salmon in the Yukon River fisheries, 1998. Alaska Department of Fish and Game, Commercial Fisheries Division, Regional Information Report No. 3A99-29, Anchorage.

McBride, D.N., and S.L. Marshall. 1983. Feasibility of scale pattern analysis to identify the origins of chinook salmon (*Oncorhynchus tshawytscha* Walbaum) in the Lower Yukon River commercial gillnet fishery, 1980-1981. Alaska Department of Fish and Game, Division of Commercial Fisheries, Informational Leaflet 208, Juneau.

Merritt, M.F., J.A. Wilcock, and L.K. Brannian. 1988. Origins of chinook salmon in the Yukon River fisheries, 1986. Alaska Department of Fish and Game, Division of Commercial Fisheries, Technical Data Report 223, Juneau.

Merritt, M.F. 1988. Origins of chinook salmon in the Yukon River fisheries, 1987. Alaska Department of Fish and Game, Division of Commercial Fisheries, Technical Fishery Report 88-14, Juneau.

## LITERATURE CITED (Continued)


Ryan, P. and M. Christie. 1976. Scale reading equipment. Fisheries and Marine Service, Canada. Technical Report No. PAC/T-75-8.

Schneiderhan, D.J. 1993. Origins of chinook salmon in the Yukon River, 1990. Alaska Department of Fish and Game, Division of Commercial Fisheries, Technical Fishery Report 93-11, Juneau.

Schneiderhan, D.J. 1994a. Origins of chinook salmon in the Yukon River Fisheries, 1991. Alaska Department of Fish and Game, Commercial Fisheries Management and Development Division, Technical Fishery Report No. 94-09, Juneau.

Schneiderhan, D.J. 1994b. Origins of chinook salmon in the Yukon River Fisheries, 1992. Alaska Department of Fish and Game, Commercial Fisheries Management and Development Division, Technical Fishery Report No. 94-18, Juneau.

Schneiderhan, D.J. 1994c. Origins of chinook salmon in the Yukon River Fisheries, 1993. Alaska Department of Fish and Game, Commercial Fisheries Management and Development Division, Regional Information Report No. 3A94-14, Anchorage.

Schneiderhan, D.J. 1996. Origins of chinook salmon in the Yukon River Fisheries, 1994. Alaska Department of Fish and Game, Commercial Fisheries Management and Development Division, AYK Region, Regional Information Report No. 3A96-10, Anchorage.

Schneiderhan, D.J. 1997a. Origins of chinook salmon in the Yukon River Fisheries, 1995. Alaska Department of Fish and Game, Commercial Fisheries Management and Development Division, AYK Region, Regional Information Report No. 3A97-45, Anchorage.

Schneiderhan, D.J. 1997b. A history of scale pattern analysis as applied to stock identification of chinook and chum salmon in the Yukon River. Alaska Department of Fish and Game, Commercial Fisheries Management and Development Division, Regional Information Report No. 3A97-33, Anchorage.

Schneiderhan, D.J., and J.A. Wilcock. 1992. Origins of chinook salmon in the Yukon River, 1989. Alaska Department of Fish and Game, Division of Commercial Fisheries, Technical Fishery Report 92-02, Juneau.

Seber, G. A. F. 1984. Multivariate Observations. John Wiley & Sons. New York.

Wilcock, J.A. 1984. Origins of chinook salmon (*Oncorhynchus tshawytscha* Walbaum) in the Yukon River fisheries, 1983. Alaska Department of Fish and Game, Division of Commercial Fisheries, Informational Leaflet 243, Juneau.

## LITERATURE CITED (Continued)

Wilcock, J.A. 1985. Origins of chinook salmon (*Oncorhynchus tshawytscha* Walbaum) in the Yukon River fisheries, 1984. Alaska Department of Fish and Game, Division of Commercial Fisheries, Technical Data Report 157, Juneau.

Wilcock, J.A. 1986. Origins of chinook salmon (*Oncorhynchus tshawytscha* Walbaum) in the Yukon River fisheries, 1985. Alaska Department of Fish and Game, Division of Commercial Fisheries, Technical Data Report 178, Juneau.

Wilcock, J.A. 1990. Origins of chinook salmon in the Yukon River fisheries, 1988. Alaska Department of Fish and Game, Division of Commercial Fisheries, Technical Fishery Report 90-02, Juneau.

Wilcock, J.A., and D.N. McBride. 1983. Origins of chinook salmon (*Oncorhynchus tshawytscha* Walbaum) in the Yukon River fisheries, 1982. Alaska Department of Fish and Game, Division of Commercial Fisheries, Informational Leaflet 226, Juneau.

Table 1. Sampling locations of Yukon River chinook salmon used for stock separation and/or age composition, 1981-1998.

| Origin | Location | Year | | | | | | | | | | | | | | | | |
|---|---|---|---|---|---|---|---|---|---|---|---|---|---|---|---|---|---|---|
| | | 81 | 82 | 83 | 84 | 85 | 86 | 87 | 88 | 89 | 90 | 91 | 92 | 93 | 94 | 95 | 96 | 97 | 98 |
| Mixed Stock Fisheries | District 1 | ✔ | ✔ | ✔ | ✔ | ✔ | ✔ | ✔ | ✔ | ✔ | ✔ | ✔ | ✔ | ✔ | ✔ | ✔ | ✔ | ✔ | ✔ |
| | District 2 | | ✔ | ✔ | ✔ | ✔ | ✔ | ✔ | ✔ | ✔ | ✔ | ✔ | ✔ | ✔ | ✔ | ✔ | ✔ | ✔ | ✔ |
| | District 3 | | | ✔ | ✔ | ✔ | | | | | | | | | | | | | |
| | District 4 | | ✔ | ✔ | ✔ | ✔ | ✔ | ✔ | ✔ | ✔ | ✔ | ✔ | ✔ | ✔ | ✔ | ✔ | ✔ | ✔ | ✔ |
| Lower River Run | E. F. Andreafsky R. | ✔ | ✔ | ✔ | ✔ | ✔ | ✔ | ✔ | ✔ | ✔ | ✔ | ✔ | ✔ | ✔ | ✔ | ✔ | ✔ | ✔ | ✔ |
| | W. F. Andreafsky R. | ✔ | ✔ | ✔ | ✔ | ✔ | ✔ | ✔ | ✔ | ✔ | ✔ | ✔ | ✔ | | | | | | |
| | Anvik R. | ✔ | ✔ | ✔ | ✔ | ✔ | ✔ | ✔ | ✔ | ✔ | ✔ | ✔ | ✔ | ✔ | ✔ | ✔ | ✔ | ✔ | ✔ |
| | Nulato R. | ✔ | | | | | ✔ | ✔ | ✔ | | | | | | | | | | |
| | Gisasa R. | | ✔ | | | | | ✔ | ✔ | | | | | | | ✔ | ✔ | ✔ | ✔ |
| Middle River Run | District 6 | | ✔ | ✔ | | ✔ | ✔ | | ✔ | ✔ | ✔ | ✔ | ✔ | ✔ | ✔ | ✔ | ✔ | ✔ | ✔ |
| | Chena R. | ✔ | ✔ | ✔ | ✔ | ✔ | ✔ | ✔ | ✔ | ✔ | ✔ | ✔ | ✔ | ✔ | ✔ | ✔ | ✔ | ✔ | ✔ |
| | Salcha R. | ✔ | ✔ | ✔ | ✔ | ✔ | ✔ | ✔ | ✔ | ✔ | ✔ | ✔ | ✔ | ✔ | ✔ | ✔ | ✔ | ✔ | ✔ |
| | Goodpastor R. | | | | | | | | | | ✔ | ✔ | ✔ | | | | | | |
| | Jim R. | | | | | | ✔ | | | | | | | | | | | | |
| | Clear Cr. | | | | | | ✔ | | | | | | | | | | | | |
| | Barton Cr. | | | | | | | | | | ✔ | | | | | | | | |
| | Upper Koyuk R. | | | | | | | | ✔ | | | | | | | | ✔ | | |
| | Chatanika R. | | | | | | | | | | | | | | | ✔ | ✔ | ✔ | ✔ |
| Upper River Run | District 5 | | ✔ | ✔ | ✔ | ✔ | ✔ | ✔ | ✔ | ✔ | ✔ | ✔ | ✔ | ✔ | ✔ | ✔ | ✔ | ✔ | ✔ |
| | Canada Commercial | ✔ | ✔ | ✔ | ✔ | ✔ | ✔ | ✔ | ✔ | ✔ | | | | | | | ✔ | | ✔ |
| | Canada Test Fishwheels | | | | | | | | ✔ | | ✔ | ✔ | ✔ | ✔ | ✔ | ✔ | ✔ | ✔ | ✔ |
| | Whitehorse Fishway | ✔ | | | | | | | | ✔ | | | | | | | | | |
| | Little Salmon R. | ✔ | ✔ | ✔ | ✔ | ✔ | ✔ | ✔ | ✔ | ✔ | | | | | | | | | |
| | Big Salmon R. | ✔ | ✔ | ✔ | ✔ | ✔ | ✔ | ✔ | ✔ | ✔ | | | | | | | | | |
| | Nisutlin R. | ✔ | ✔ | ✔ | ✔ | ✔ | ✔ | ✔ | ✔ | ✔ | | | | | | | | | |
| | Mitchie Cr. | | | ✔ | | | | | | | | | | | | | | | |
| | Tatchun Cr. | ✔ | ✔ | ✔ | | ✔ | | ✔ | ✔ | ✔ | | | | | | | | | |
| | Ross R. | ✔ | ✔ | | | | | | | ✔ | | | | | | | | | |
| | Wolf R. | | ✔ | | | | | | | ✔ | | | | | | | | | |
| | Takhini R. | | | | | | | | ✔ | | | | | | | | | | |

Table 2. Yukon River chinook salmon commercial catch sample sizes used for stock separation by age, 1981-1998.

| | District 1 | | | | | District 2 | | | | | |
|---|---|---|---|---|---|---|---|---|---|---|---|
| | Age Group | | | | | Age Group | | | | | Grand |
| Year | 1.2 | 1.3 | 1.4 | 1.5 | Total | 1.2 | 1.3 | 1.4 | 1.5 | Total | Total |
| 1981 | | 247 | 321 | | 568 | | | | | | 568 |
| 1982 | | 1,054 | 666 | | 1,720 | | 503 | 480 | | 983 | 2,703 |
| 1983 | | 307 | 598 | | 905 | | 193 | 446 | | 639 | 1,544 |
| 1984 | | 282 | 495 | | 777 | | 247 | 621 | | 868 | 1,645 |
| 1985 | | 146 | 593 | | 739 | | 122 | 526 | | 648 | 1,387 |
| 1986 | | 546 | 290 | | 836 | | 456 | 583 | | 1,039 | 1,875 |
| 1987 | | | 811 | | 811 | | | 300 | | 300 | 1,111 |
| 1988 | | 374 | 437 | 415 | 1,226 | | 242 | 408 | 398 | 1,048 | 2,274 |
| 1989 | | 431 | 606 | | 1,037 | | 239 | 342 | | 581 | 1,618 |
| 1990 | 105 | 183 | 540 | | 828 | 123 | 159 | 521 | | 803 | 1,631 |
| 1991 | | 378 | 495 | | 873 | | 480 | 529 | | 1,009 | 1,882 |
| 1992 | | 177 | 434 | | 611 | | 17 | 289 | | 306 | 917 |
| 1993 | | 260 | 678 | | 938 | | 166 | 380 | | 546 | 1,484 |
| 1994 | | 355 | 442 | | 797 | | 346 | 390 | | 736 | 1,533 |
| 1995 [a] | | 44 | 499 | | 543 | | 0 | 362 | | 362 | 940 |
| 1996 | | 386 | 472 | | 858 | | 619 | 429 | | 1,048 | 1,906 |
| 1997 | | 104 | 949 | | 1,053 | | 78 | 567 | | 645 | 1,698 |
| 1998 | | 372 | 244 | | 616 | | 323 | 190 | | 513 | 1,129 |

[a] District 4 was allocated using 35 digitized samples, not included in the district totals for 1995.

Table 3. Yukon River chinook salmon baseline sample sizes by age and stock group used for stock separation, 1981-1998.

| | Age and Stock Group | | | | | | | | | | | | |
|---|---|---|---|---|---|---|---|---|---|---|---|---|---|
| | 1.2 | | | 1.3 | | | 1.4 | | | 1.5 | | | |
| Year | Lower | Middle | Upper | Lower | Middle | Upper | Lower | Middle | Upper | Lower | Middle | Upper | Total |
| 1981 | | | | 150 | 149 | 116 | 199 | 200 | 200 | | | | 1,014 |
| 1982 | | | | 108 | 108 | 108 | 77 | 189 | 295 | | | | 885 |
| 1983 | | | | 132 | 126 | 123 | 209 | 307 | 274 | | | | 1,171 |
| 1984 | | | | 200 | 199 | 121 | 186 | 196 | 183 | | | | 1,085 |
| 1985 | | | | 48 | 147 | 58 | 189 | 298 | 299 | | | | 1,039 |
| 1986 | | | | 237 | 195 | 199 | 98 | 255 | 350 | | | | 1,334 |
| 1987 | | | | | | | 423 | 343 | 119 | | | | 885 |
| 1988 | | | | 198 | 82 | 144 | 146 | 124 | 146 | 146 | 124 | 146 | 1,256 |
| 1989 | | | | 198 | 82 | 144 | 146 | 124 | 146 | | | | 840 |
| 1990 | 127 | 106 | 85 | 120 | 95 | 114 | | | | | | | 647 |
| 1991 | | | | 247 | 243 | 235 | 155 | 154 | 171 | | | | 1,205 |
| 1992 | | | | 48 | 65 | 127 | 62 | 92 | 118 | | | | 512 |
| 1993 | | | | 152 | 132 | 177 | 185 | 126 | 113 | | | | 885 |
| 1994 | | | | 264 | 186 | 182 | 159 | 199 | 102 | | | | 1,092 |
| 1995 | | | | 59 | 54 | 47 | 163 | 209 | 100 | | | | 632 |
| 1996 | | | | 252 | 176 | 202 | 85 | 151 | 91 | | | | 957 |
| 1997 | | | | 78 | 55 | 150 | 179 | 180 | 308 | | | | 950 |
| 1998 | | | | 260 | 166 | 142 | 84 | 35 | 73 | | | | 760 |

Table 4. Variables computed from scale measurement data and considered for inclusion in the maximum likelihood mixture model in the computer program SPAYK. The column entitled Variable Set indicates groupings of closely related variables.

| Variable Number | Variable Set | Scale Zone | Variable Description |
|---|---|---|---|
| 1 | 1 | Freshwater 1 | The number of circuli within the zone. |
| 2 | 1 | " | The total distance within the zone. |
| 3 | 2 | " | The distance from the scale focus to circulus 2. |
| 4 | 2 | " | The distance from the scale focus to circulus 4. |
| 5 | 2 | " | The distance from the scale focus to circulus 6. |
| 6 | 2 | " | The distance from the scale focus to circulus 8. |
| 7 | 3 | " | Variable 4 - Variable 3 |
| 8 | 3 | " | Variable 5 - Variable 3 |
| 9 | 3 | " | Variable 6 - Variable 3 |
| 10 | 4 | " | Variable 5 - Variable 4 |
| 11 | 4 | " | Variable 6 - Variable 4 |
| 12 | 5 | " | The distance from the 4th circulus preceding the end of the zone to the end of the zone. |
| 13 | 5 | " | The distance from the 2nd circulus preceding the end of the zone to the end of the zone. |
| 14 | 6 | " | Variable 2 - Variable 3 |
| 15 | 6 | " | Variable 2 - Variable 4 |
| 16 | 7 | " | Variable 3/Variable 2 |
| 17 | 7 | " | Variable 4/Variable 2 |
| 18 | 7 | " | Variable 5/Variable 2 |
| 19 | 7 | " | Variable 6/Variable 2 |
| 20 | 8 | " | Variable 7/Variable 2 |
| 21 | 8 | " | Variable 8/Variable 2 |
| 22 | 8 | " | Variable 9/Variable 2 |
| 23 | 9 | " | Variable 10/Variable 2 |
| 24 | 9 | " | Variable 11/Variable 2 |
| 25 | 10 | " | Variable 12/Variable 2 |
| 26 | 10 | " | Variable 13/Variable 2 |
| 27 | 11 | " | Variable 2/Variable 1 |
| 28 | 12 | " | The number of circuli within the first 75% of the zone. |
| 29 | 13 | " | The maximum distance between consecutive circuli. |
| 30 | 13 | " | Variable 29/Variable 2 |
| 31 | 14 | Freshwater 2 | The number of circuli within the zone. |
| 32 | 14 | " | The total distance within the zone. |
| 33 | 15 | " | The distance from the scale focus to circulus 2. |
| 34 | 15 | " | The distance from the scale focus to circulus 4. |
| 35 | 15 | " | The distance from the scale focus to circulus 6. |
| 36 | 15 | " | The distance from the scale focus to circulus 8. |
| 37 | 16 | " | Variable 34 - Variable 33 |
| 38 | 16 | " | Variable 35 - Variable 33 |
| 39 | 16 | " | Variable 36 - Variable 33 |
| 40 | 17 | " | Variable 35 - Variable 34 |
| 41 | 17 | " | Variable 36 - Variable 34 |
| 42 | 18 | " | The distance from the 4th circulus preceding the end of the zone to the end of the zone. |
| 43 | 18 | " | The distance from the 2nd circulus preceding the end of the zone to the end of the zone. |
| 44 | 19 | " | Variable 32 - Variable 33 |
| 45 | 19 | " | Variable 32 - Variable 34 |
| 46 | 20 | " | Variable 33/Variable 32 |
| 47 | 20 | " | Variable 34/Variable 32 |
| 48 | 20 | " | Variable 35/Variable 32 |
| 49 | 20 | " | Variable 36/Variable 32 |
| 50 | 21 | " | Variable 37/Variable 32 |
| 51 | 21 | " | Variable 38/Variable 32 |
| 52 | 21 | " | Variable 39/Variable 32 |
| 53 | 22 | " | Variable 40/Variable 32 |
| 54 | 22 | " | Variable 41/Variable 32 |
| 55 | 23 | " | Variable 42/Variable 32 |
| 56 | 23 | " | Variable 43/Variable 32 |
| 57 | 24 | " | Variable 32/Variable 31 |
| 58 | 25 | " | The number of circuli within the first 75% of the zone. |
| 59 | 26 | " | The maximum distance between consecutive circuli. |
| 60 | 26 | " | Variable 59/Variable 32 |

- continued -

Table 4. Page 2 of 2.

| Variable Number | Variable Set | Scale Zone | Variable Description |
|---|---|---|---|
| 61 | 27 | Freshwater Plus Growth | The number of circuli within the zone. |
| 62 | 27 | " | The total distance within the zone. |
| 63 | 28 | Total Freshwater | Variable 1 + Variable 31 |
| 64 | 28 | " | Variable 2 + Variable 32 |
| 65 | 28 | " | Variable 1 + Variable 31 + Variable 61 |
| 66 | 28 | " | Variable 2 + Variable 32 + Variable 62 |
| 67 | 29 | " | Variable 2/Variable 66 |
| 68 | 29 | " | Variable 62/Variable66 |
| 69 | 29 | " | Variable 32/Variable 66 |
| 70 | 31 | Ocean 1 | The number of circuli within the zone. |
| 71 | 31 | " | The total distance within the zone. |
| 72 | 32 | " | The distance from the beginning of the zone to circulus 3. |
| 73 | 32 | " | The distance from the beginning of the zone to circulus 6. |
| 74 | 32 | " | The distance from the beginning of the zone to circulus 9. |
| 75 | 32 | " | The distance from the beginning of the zone to circulus 12. |
| 76 | 32 | " | The distance from the beginning of the zone to circulus 15. |
| 77 | 33 | " | Variable 73 - Variable 72 |
| 78 | 33 | " | Variable 74 - Variable 72 |
| 79 | 33 | " | Variable 75 - Variable 72 |
| 80 | 33 | " | Variable 76 - Variable 72 |
| 81 | 34 | " | Variable 74 - Variable 73 |
| 82 | 34 | " | Variable 75 - Variable 73 |
| 83 | 34 | " | Variable 76 - Variable 73 |
| 84 | 34 | " | Variable 76 - Variable 74 |
| 85 | 35 | " | The distance from the 6th circulus preceding the end of the zone to the end of the zone. |
| 86 | 35 | " | The distance from the 3rd circulus preceding the end of the zone to the end of the zone. |
| 87 | 35 | " | Variable 71 - Variable 72 |
| 88 | 35 | " | Variable 71 - Variable 74 |
| 89 | 35 | " | Variable 71 - Variable 76 |
| 90 | 36 | " | Variable 72/Variable 71 |
| 91 | 36 | " | Variable 73/Variable 71 |
| 92 | 36 | " | Variable 74/Variable 71 |
| 93 | 36 | " | Variable 75/Variable 71 |
| 94 | 36 | " | Variable 76/Variable 71 |
| 95 | 37 | " | Variable 77/Variable 71 |
| 96 | 37 | " | Variable 78/Variable 71 |
| 97 | 37 | " | Variable 79/Variable 71 |
| 98 | 37 | " | Variable 80/Variable 71 |
| 99 | 38 | " | Variable 81/Variable 71 |
| 100 | 38 | " | Variable 82/Variable 71 |
| 101 | 38 | " | Variable 83/Variable 71 |
| 102 | 38 | " | Variable 84/Variable 71 |
| 103 | 39 | " | Variable 85/Variable 71 |
| 104 | 39 | " | Variable 86/Variable 71 |
| 105 | 40 | " | Variable 71/Variable 70 |
| 106 | 41 | " | The number of circuli within the first 50% of the zone. |
| 107 | 42 | " | The maximum distance between consecutive circuli. |
| 108 | 42 | " | Variable 107/Variable 71 |
| 109 | 43 | Ocean 2 | The total distance within the zone. |
| 110 | 44 | Ocean 3 | The total distance within the zone. |
| 111 | 45 | Total Ocean | Variable 71 + Variable 109 + Variable 110 |
| 112 | 45 | " | Variable 71/Variable 111 |
| 113 | 45 | " | Variable 109/Variable 111 |

Table 5. Final scale variable sets selected, in order of selection, for maximum likelihood estimation of Yukon River chinook salmon harvest stock separation studies, 1981-1998.

| | Year | | | | | | | | | | | | | | | | | |
|---|---|---|---|---|---|---|---|---|---|---|---|---|---|---|---|---|---|---|
| Age | 1981 | 1982 | 1983 | 1984 | 1985 | 1986 | 1987 | 1988 | 1989 | 1990 | 1991 | 1992 | 1993 | 1994 | 1995 | 1996 | 1997 | 1998 |
| 1.2 | | | | | | | | | | 67 | | | | | | | | |
| | | | | | | | | | | 27 | | | | | | | | |
| | | | | | | | | | | 2 | | | | | | | | |
| | | | | | | | | | | 62 | | | | | | | | |
| | | | | | | | | | | 23 | | | | | | | | |
| | | | | | | | | | | 80 | | | | | | | | |
| 1.3 | 61 | 67 | 68 | 67 | 2 | 67 | | 67 | 67 | 67 | 62 | 67 | 61 | 14 | 97 | 62 | 67 | 67 |
| | 1 | 97 | 92 | 89 | 100 | 16 | | 18 | 18 | 65 | 111 | 62 | 78 | 61 | 2 | 1 | 96 | 14 |
| | 82 | 108 | 74 | 111 | 12 | 106 | | 25 | 111 | 106 | 75 | 80 | 14 | 87 | 76 | 65 | 1 | 20 |
| | 99 | 3 | 7 | | 108 | 8 | | 70 | 105 | 10 | 14 | 61 | 75 | 8 | 106 | 5 | | 88 |
| | 68 | 100 | 106 | | 67 | 13 | | 75 | 72 | 111 | 103 | 5 | 28 | 25 | 66 | 111 | | 8 |
| | 22 | 12 | 99 | | 23 | 62 | | 109 | 101 | 109 | 65 | 27 | 94 | 111 | 105 | 23 | | 25 |
| | 92 | 29 | 89 | | 25 | 14 | | 28 | 82 | 5 | 82 | 25 | 111 | 98 | | 106 | | 29 |
| | 89 | 27 | 103 | | 61 | 66 | | 21 | 10 | 23 | 8 | | 10 | 107 | | 28 | | 81 |
| | 108 | 17 | 13 | | 70 | 21 | | | 89 | 25 | 70 | | 107 | 16 | | | | 28 |
| | 5 | | 24 | | | 108 | | | | 62 | 108 | | | 66 | | | | 103 |
| | 109 | | 10 | | | | | | | | 68 | | | 10 | | | | 65 |
| | 70 | | 30 | | | | | | | | 16 | | | 12 | | | | 78 |
| | 10 | | 105 | | | | | | | | 23 | | | 27 | | | | 16 |
| | 106 | | 65 | | | | | | | | 10 | | | | | | | 71 |
| | 30 | | 70 | | | | | | | | | | | | | | | 111 |
| | | | 25 | | | | | | | | | | | | | | | |
| | | | 22 | | | | | | | | | | | | | | | |
| | | | 1 | | | | | | | | | | | | | | | |
| | | | 4 | | | | | | | | | | | | | | | |
| 1.4 | 67 | 68 | 68 | 67 | 106 | 68 | 68 | 68 | 67 | 68 | 68 | 62 | 67 | 2 | 15 | 88 | 65 | 62 |
| | 17 | 65 | 82 | 89 | 14 | 65 | 84 | 65 | 74 | 106 | 65 | 67 | 66 | 66 | 100 | 100 | 72 | 81 |
| | 89 | 104 | 8 | 99 | 29 | 8 | 62 | 5 | 66 | 15 | 92 | 93 | 28 | 87 | 75 | 25 | 8 | 74 |
| | 79 | 5 | 108 | 5 | 15 | 79 | 10 | 14 | 27 | 111 | 74 | 106 | 97 | 25 | 30 | | 68 | 109 |
| | 75 | 27 | 10 | 111 | 105 | 109 | 76 | 18 | 107 | 101 | 105 | 109 | 61 | 14 | 10 | | 5 | 108 |
| | 94 | 70 | 29 | 74 | 2 | 16 | 8 | 109 | 105 | 78 | 99 | 8 | 103 | 15 | 12 | | 10 | |
| | 106 | 83 | 75 | 65 | 79 | 18 | 21 | 79 | 104 | 109 | 17 | 10 | 2 | 82 | 89 | | 85 | |
| | 111 | 76 | 94 | 62 | 12 | 75 | 27 | 107 | 5 | | | 20 | 5 | 107 | 25 | | 82 | |
| | 1 | 80 | 100 | 2 | 21 | 20 | 5 | 75 | 110 | | | 111 | 18 | 12 | 103 | | 26 | |
| | 30 | 17 | 5 | 94 | 62 | | 16 | 27 | 18 | | | 108 | | 109 | 97 | | 18 | |
| | 105 | 112 | 12 | 70 | | | 105 | | 62 | | | | | 29 | 28 | | 103 | |
| | | 8 | 18 | 106 | | | 110 | | 70 | | | | | 111 | 110 | | 100 | |
| | | | | 28 | | | 113 | | 30 | | | | | 28 | 106 | | 90 | |
| | | | | 18 | | | 15 | | 28 | | | | | 8 | 111 | | 107 | |
| | | | | 78 | | | 65 | | | | | | | 61 | 66 | | | |
| | | | | 24 | | | | | | | | | | 105 | | | | |
| | | | | 108 | | | | | | | | | | 71 | | | | |
| | | | | 29 | | | | | | | | | | | | | | |
| | | | | 14 | | | | | | | | | | | | | | |
| | | | | 21 | | | | | | | | | | | | | | |
| 1.5 | | | | | | | | 67 | | | | | | | | | | |
| | | | | | | | | 8 | | | | | | | | | | |
| | | | | | | | | 94 | | | | | | | | | | |
| | | | | | | | | 108 | | | | | | | | | | |
| | | | | | | | | 102 | | | | | | | | | | |
| | | | | | | | | 20 | | | | | | | | | | |

Table 6. Accuracy of maximum likelihood estimates of Yukon River chinook salmon, for each age and stock group, 1981-1998.

| | Age 1.2 Accuracy | | | | Age 1.3 Accuracy | | | | Age 1.4 Accuracy | | | | Age 1.5 Accuracy | | | |
|---|---|---|---|---|---|---|---|---|---|---|---|---|---|---|---|---|
| Year | Lower | Middle | Upper | Avg. | Lower | Middle | Upper | Avg. | Lower | Middle | Upper | Avg. | Lower | Middle | Upper | Avg. |
| 1981 | | | | | 0.939 | 0.926 | 0.942 | 0.936 | 0.933 | 0.913 | 0.920 | 0.922 | | | | |
| 1982 | | | | | 1.000 | 0.936 | 0.940 | 0.959 | 0.974 | 0.963 | 0.966 | 0.968 | | | | |
| 1983 | | | | | 0.872 | 0.822 | 0.789 | 0.828 | 0.973 | 0.912 | 0.949 | 0.944 | | | | |
| 1984 | | | | | 0.970 | 0.985 | 0.979 | 0.978 | 0.879 | 0.786 | 0.787 | 0.818 | | | | |
| 1985 | | | | | 0.935 | 0.887 | 0.869 | 0.897 | 0.971 | 0.975 | 0.950 | 0.965 | | | | |
| 1986 | | | | | 0.915 | 0.819 | 0.809 | 0.848 | 0.961 | 0.935 | 0.936 | 0.944 | | | | |
| 1987 | | | | | 0.942 | 0.858 | 0.799 | 0.866 | | | | | | | | |
| 1988 | | | | | 0.944 | 0.945 | 0.916 | 0.935 | 0.950 | 0.947 | 0.930 | 0.942 | 0.999 | 0.913 | 0.934 | 0.948 |
| 1989 | | | | | 0.981 | 0.961 | 0.990 | 0.977 | 0.968 | 0.936 | 0.930 | 0.945 | | | | |
| 1990 | 0.961 | 0.796 | 0.881 | 0.879 | 0.966 | 0.895 | 0.907 | 0.923 | 1.000 | 0.924 | 0.951 | 0.958 | | | | |
| 1991 | | | | | 0.944 | 0.900 | 0.828 | 0.891 | 0.930 | 0.922 | 0.978 | 0.943 | | | | |
| 1992 | | | | | 0.953 | 0.950 | 0.947 | 0.950 | 0.921 | 0.890 | 0.972 | 0.927 | | | | |
| 1993 | | | | | 0.969 | 0.922 | 0.967 | 0.953 | 0.957 | 0.870 | 0.766 | 0.864 | | | | |
| 1994 | | | | | 0.940 | 0.941 | 0.893 | 0.925 | 0.954 | 0.947 | 0.919 | 0.940 | | | | |
| 1995 | | | | | 0.801 | 0.776 | 0.955 | 0.844 | 0.934 | 0.905 | 0.995 | 0.944 | | | | |
| 1996 | | | | | 0.970 | 0.944 | 0.958 | 0.957 | 0.734 | 0.949 | 0.830 | 0.838 | | | | |
| 1997 | | | | | 0.940 | 0.823 | 0.980 | 0.914 | 0.855 | 0.870 | 0.832 | 0.852 | | | | |
| 1998 | | | | | 0.979 | 0.955 | 0.955 | 0.963 | 0.932 | 0.796 | 0.957 | 0.895 | | | | |

Table 7. Differences between the mean accuracy for maximum likelihood and linear discriminant models for each age group of Yukon River chinook salmon, 1981-1995.

| | Age 1.2 Accuracy | | | Age 1.3 Accuracy | | | Age 1.4 Accuracy | | | Age 1.5 Accuracy | | |
|---|---|---|---|---|---|---|---|---|---|---|---|---|
| Year | MLE | LDF | Difference | MLE | LDF | Difference | MLE | LDF | Difference | MLE | LDF | Difference |
| 1981 | | | | 0.936 | 0.582 | **0.354** | 0.922 | 0.695 | **0.227** | | | |
| 1982 | | | | 0.959 | 0.667 | **0.292** | 0.968 | 0.898 | **0.070** | | | |
| 1983 | | | | 0.828 | 0.648 | **0.180** | 0.944 | 0.694 | **0.250** | | | |
| 1984 | | | | 0.978 | 0.712 | **0.266** | 0.818 | 0.662 | **0.156** | | | |
| 1985 | | | | 0.897 | 0.711 | **0.186** | 0.965 | 0.711 | **0.254** | | | |
| 1986 | | | | 0.848 | 0.834 | **0.014** | 0.944 | 0.696 | **0.248** | | | |
| 1987 | | | | | | | 0.866 | 0.781 | **0.085** | | | |
| 1988 | | | | 0.935 | 0.645 | **0.290** | 0.942 | 0.657 | **0.285** | 0.948 | 0.711 | **0.237** |
| 1989 | | | | 0.977 | 0.793 | **0.184** | 0.945 | 0.862 | **0.083** | | | |
| 1990 | 0.879 | 0.768 | **0.111** | 0.923 | 0.806 | **0.117** | 0.958 | 0.778 | **0.180** | | | |
| 1991 | | | | 0.891 | 0.708 | **0.183** | 0.943 | 0.743 | **0.200** | | | |
| 1992 | | | | 0.950 | 0.747 | **0.203** | 0.927 | 0.754 | **0.173** | | | |
| 1993 | | | | 0.953 | 0.734 | **0.219** | 0.864 | 0.752 | **0.112** | | | |
| 1994 | | | | 0.925 | 0.729 | **0.196** | 0.940 | 0.706 | **0.234** | | | |
| 1995 | | | | 0.844 | 0.720 | **0.124** | 0.944 | 0.660 | **0.284** | | | |
| Avg. | 0.879 | 0.768 | **0.111** | 0.917 | 0.717 | **0.200** | 0.926 | 0.737 | **0.189** | 0.948 | 0.711 | **0.237** |

Table 8. Yukon River chinook salmon historical harvest by run of origin for the U.S. (Alaska) and Canada using maximum likelihood estimates, 1981-1998.

| | U.S. (Alaska) Harvests | | | | Canadian Harvest | Total | Total |
|---|---|---|---|---|---|---|---|
| Year | Lower | Middle | Upper [a] | Total | (Upper) | Upper [b] | Harvest |
| 1981 | 11,164 | 112,669 | 64,644 | 188,477 | 18,109 | 82,753 | 206,586 |
| 1982 | 23,601 | 41,967 | 87,241 | 152,809 | 17,208 | 104,449 | 170,017 |
| 1983 | 28,081 | 73,361 | 96,994 | 198,436 | 18,952 | 115,946 | 217,388 |
| 1984 | 45,210 | 71,656 | 44,735 | 161,601 | 16,795 | 61,530 | 178,396 |
| 1985 | 57,770 | 46,753 | 85,773 | 190,296 | 19,301 | 105,074 | 209,597 |
| 1986 | 32,517 | 15,894 | 97,593 | 146,004 | 20,364 | 117,957 | 166,368 |
| 1987 | 32,847 | 40,281 | 115,258 | 188,386 | 17,614 | 132,872 | 206,000 |
| 1988 | 36,967 | 26,805 | 84,649 | 148,421 | 21,427 | 106,076 | 169,848 |
| 1989 | 42,872 | 27,936 | 86,798 | 157,606 | 17,944 | 104,742 | 175,550 |
| 1990 | 34,007 | 42,430 | 72,996 | 149,433 | 19,227 | 92,223 | 168,660 |
| 1991 | 49,113 | 44,328 | 61,210 | 154,651 | 20,607 | 81,817 | 175,258 |
| 1992 | 30,330 | 40,600 | 97,261 | 168,191 | 17,903 | 115,164 | 186,094 |
| 1993 | 38,592 | 45,671 | 78,815 | 163,078 | 16,611 | 95,426 | 179,689 |
| 1994 | 35,161 | 41,488 | 95,666 | 172,315 | 21,218 | 116,884 | 193,533 |
| 1995 | 31,725 | 46,926 | 99,012 | 177,663 | 20,887 | 119,899 | 198,550 |
| 1996 | 33,278 | 16,386 | 88,958 | 138,622 | 19,612 | 108,570 | 158,234 |
| 1997 | 50,420 | 32,043 | 92,162 | 174,625 | 16,528 | 108,690 | 191,153 |
| 1998 | 34,759 | 18,509 | 46,947 | 100,215 | 5,937 | 52,884 | 106,152 |
| Average | 36,023 | 43,650 | 83,151 | 162,824 | 18,125 | 101,275 | 180,949 |

[a] Nearly all harvests of Upper River Run are thought to have Canadian origin.

[b] Includes Upper River Run salmon harvested in the U.S. (Alaska) and Canadian fisheries.

Table 9. Yukon River chinook salmon historical harvest proportions by run of origin for the U.S. (Alaska) and Canada using maximum likelihood estimates, 1981-1998.

| | U.S. (Alaska) Proportions | | | | Canadian Harvest | Total | Total |
|---|---|---|---|---|---|---|---|
| Year | Lower | Middle | Upper | Total | (Upper) | Upper [a] | Harvest |
| 1981 | 0.054 | 0.545 | 0.313 | 0.912 | 0.088 | 0.401 | 1.000 |
| 1982 | 0.139 | 0.247 | 0.513 | 0.899 | 0.101 | 0.614 | 1.000 |
| 1983 | 0.129 | 0.337 | 0.446 | 0.913 | 0.087 | 0.533 | 1.000 |
| 1984 | 0.253 | 0.402 | 0.251 | 0.906 | 0.094 | 0.345 | 1.000 |
| 1985 | 0.276 | 0.223 | 0.409 | 0.908 | 0.092 | 0.501 | 1.000 |
| 1986 | 0.195 | 0.096 | 0.587 | 0.878 | 0.122 | 0.709 | 1.000 |
| 1987 | 0.159 | 0.196 | 0.560 | 0.914 | 0.086 | 0.645 | 1.000 |
| 1988 | 0.218 | 0.158 | 0.498 | 0.874 | 0.126 | 0.625 | 1.000 |
| 1989 | 0.244 | 0.159 | 0.494 | 0.898 | 0.102 | 0.597 | 1.000 |
| 1990 | 0.202 | 0.252 | 0.433 | 0.886 | 0.114 | 0.547 | 1.000 |
| 1991 | 0.280 | 0.253 | 0.349 | 0.882 | 0.118 | 0.467 | 1.000 |
| 1992 | 0.163 | 0.218 | 0.523 | 0.904 | 0.096 | 0.619 | 1.000 |
| 1993 | 0.215 | 0.254 | 0.439 | 0.908 | 0.092 | 0.531 | 1.000 |
| 1994 | 0.182 | 0.214 | 0.494 | 0.890 | 0.110 | 0.604 | 1.000 |
| 1995 | 0.160 | 0.236 | 0.499 | 0.895 | 0.105 | 0.604 | 1.000 |
| 1996 | 0.210 | 0.104 | 0.562 | 0.876 | 0.124 | 0.686 | 1.000 |
| 1997 | 0.264 | 0.168 | 0.482 | 0.914 | 0.086 | 0.569 | 1.000 |
| 1998 | 0.327 | 0.174 | 0.442 | 0.944 | 0.056 | 0.498 | 1.000 |
| Minimum | 0.054 | 0.096 | 0.251 | 0.874 | 0.056 | 0.345 | 1.000 |
| Maximum | 0.327 | 0.545 | 0.587 | 0.944 | 0.126 | 0.709 | 1.000 |
| Average | 0.199 | 0.241 | 0.460 | 0.900 | 0.100 | 0.560 | 1.000 |

[a] Includes the proportion of harvest attrbuted to Upper River Run in the U.S. (Alaska) and Canadian harvests.

Table 10. Yukon River chinook salmon historical harvest proportions by run of origin for the U.S. (Alaska) and Canada using linear discriminant function estimates, 1981-1995.

| Year | U.S. (Alaska) Proportion | | | | Canadian Proportion | Total Upper [a] | Total Harvest |
|---|---|---|---|---|---|---|---|
| | Lower | Middle | Upper | Total | | | |
| 1981 [b] | | | | | | | |
| 1982 | 0.148 | 0.231 | 0.514 | 0.894 | 0.106 | 0.621 | 1.000 |
| 1983 | 0.122 | 0.364 | 0.422 | 0.908 | 0.092 | 0.514 | 1.000 |
| 1984 | 0.291 | 0.357 | 0.259 | 0.906 | 0.094 | 0.353 | 1.000 |
| 1985 | 0.309 | 0.195 | 0.401 | 0.906 | 0.094 | 0.496 | 1.000 |
| 1986 | 0.267 | 0.050 | 0.559 | 0.876 | 0.124 | 0.683 | 1.000 |
| 1987 | 0.171 | 0.180 | 0.562 | 0.913 | 0.087 | 0.649 | 1.000 |
| 1988 | 0.274 | 0.113 | 0.486 | 0.873 | 0.127 | 0.613 | 1.000 |
| 1989 | 0.257 | 0.159 | 0.479 | 0.895 | 0.105 | 0.584 | 1.000 |
| 1990 | 0.192 | 0.226 | 0.468 | 0.886 | 0.114 | 0.583 | 1.000 |
| 1991 | 0.261 | 0.290 | 0.331 | 0.882 | 0.118 | 0.449 | 1.000 |
| 1992 | 0.175 | 0.232 | 0.498 | 0.904 | 0.096 | 0.593 | 1.000 |
| 1993 | 0.223 | 0.131 | 0.551 | 0.905 | 0.095 | 0.646 | 1.000 |
| 1994 | 0.161 | 0.244 | 0.485 | 0.889 | 0.111 | 0.596 | 1.000 |
| 1995 [c] | 0.120 | 0.130 | 0.645 | 0.895 | 0.105 | 0.750 | 1.000 |
| Minimum | 0.120 | 0.050 | 0.259 | 0.873 | 0.087 | 1.219 | 1.000 |
| Maximum | 0.309 | 0.364 | 0.645 | 0.913 | 0.127 | 0.750 | 1.000 |
| Average | 0.210 | 0.209 | 0.000 | 0.476 | 0.104 | 0.580 | 1.000 |

[a] Includes the proportion of harvest attrbuted to Upper River Run in the U.S. (Alaska) and Canadian harvests.

[b] Linear Discriminant Function for 1981 was only used for District 1. Therefore, no river wide comparisions can be made.

[c] 1995 was the last year that linear discriminant function methods were used. Therefore, was the last comparable year to Maximum Likelihood Estimates.

Table 11. Differences between the maximum likelihood and linear discriminate estimates of Yukon River chinook salmon harvest proportions, by run of origin, for the U.S. (Alaska) and Canada. [a]

| | U.S. (Alaska) Harvests | | | | Canadian Harvest | Total | |
|---|---|---|---|---|---|---|---|
| Year | Lower | Middle | Upper | Total | (Upper) | Upper [b] | Total |
| 1982 | -0.009 | 0.016 | -0.001 | 0.005 | -0.005 | -0.006 | 0.000 |
| 1983 | 0.007 | -0.027 | 0.025 | 0.005 | -0.005 | 0.020 | 0.000 |
| 1984 | -0.037 | 0.045 | -0.008 | 0.000 | 0.000 | -0.008 | 0.000 |
| 1985 | -0.034 | 0.028 | 0.008 | 0.002 | -0.002 | 0.006 | 0.000 |
| 1986 | -0.072 | 0.045 | 0.028 | 0.001 | -0.001 | 0.027 | 0.000 |
| 1987 | -0.011 | 0.016 | -0.003 | 0.002 | -0.002 | -0.004 | 0.000 |
| 1988 | -0.056 | 0.044 | 0.012 | 0.001 | -0.001 | 0.012 | 0.000 |
| 1989 | -0.013 | 0.000 | 0.015 | 0.002 | -0.002 | 0.013 | 0.000 |
| 1990 | 0.010 | 0.026 | -0.036 | 0.000 | 0.000 | -0.036 | 0.000 |
| 1991 | 0.020 | -0.037 | 0.018 | 0.000 | 0.000 | 0.017 | 0.000 |
| 1992 | -0.012 | -0.013 | 0.025 | -0.001 | 0.001 | 0.026 | 0.000 |
| 1993 | -0.008 | 0.123 | -0.113 | 0.002 | -0.002 | -0.115 | 0.000 |
| 1994 | 0.021 | -0.029 | 0.010 | 0.001 | -0.001 | 0.008 | 0.000 |
| 1995 [c] | 0.040 | 0.106 | -0.146 | 0.000 | 0.000 | -0.146 | 0.000 |
| Average | -0.011 | 0.024 | -0.012 | 0.002 | -0.002 | -0.013 | 0.000 |

[a] Differences in proportions are calculated by subtracting the proportions attributed to the specific run by the LDF from the harvest proportions attributed to the specific run by the MLE harvest proportions. Positive changes indicate a gain while negative change indicates a loss.

[b] Includes the differences in proportion of harvests attributed to the Upper River Run in the U. S. (Alaska) and Canadian harvests.

[c] 1995 was the last year that linear discriminant function methods were used. Therefore, was the last comparable year to Maximum Likelihood Estimates.

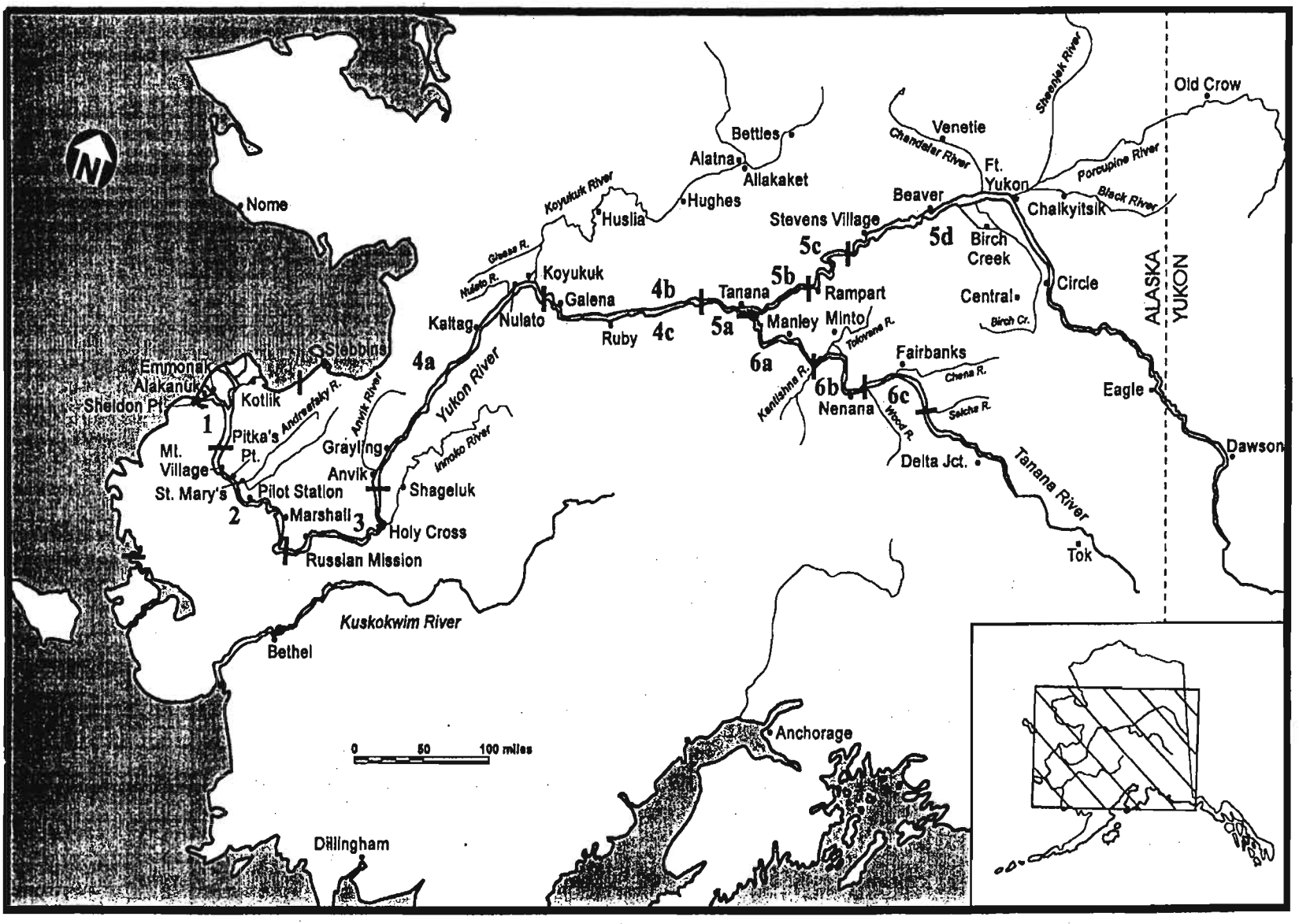


Figure 1. Alaska portion of the Yukon River drainage with district and subdistrict boundaries, and major spawning tributaries.

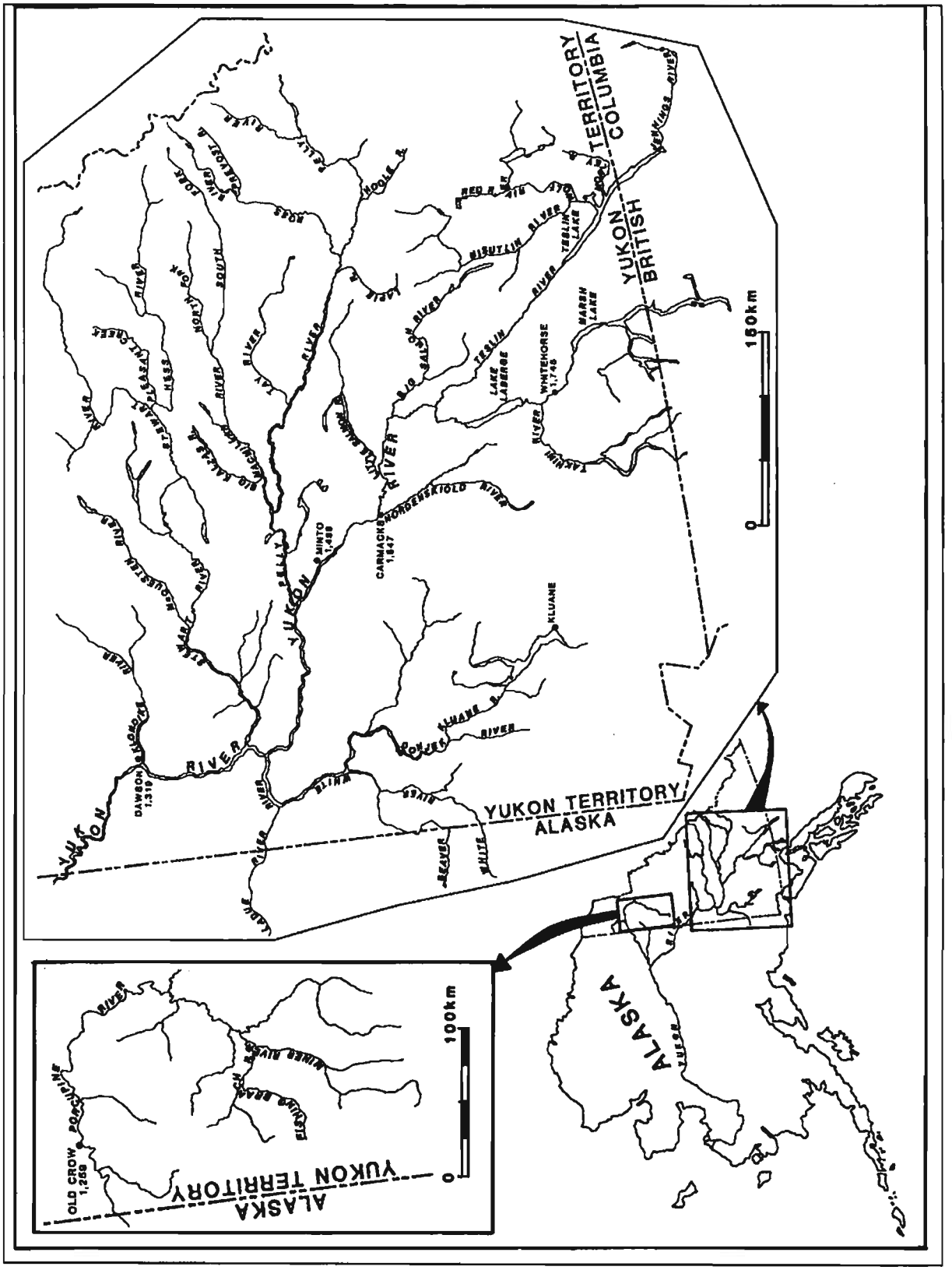


Figure 2. Canada portion of the Yukon River drainage and major spawning tributaries.

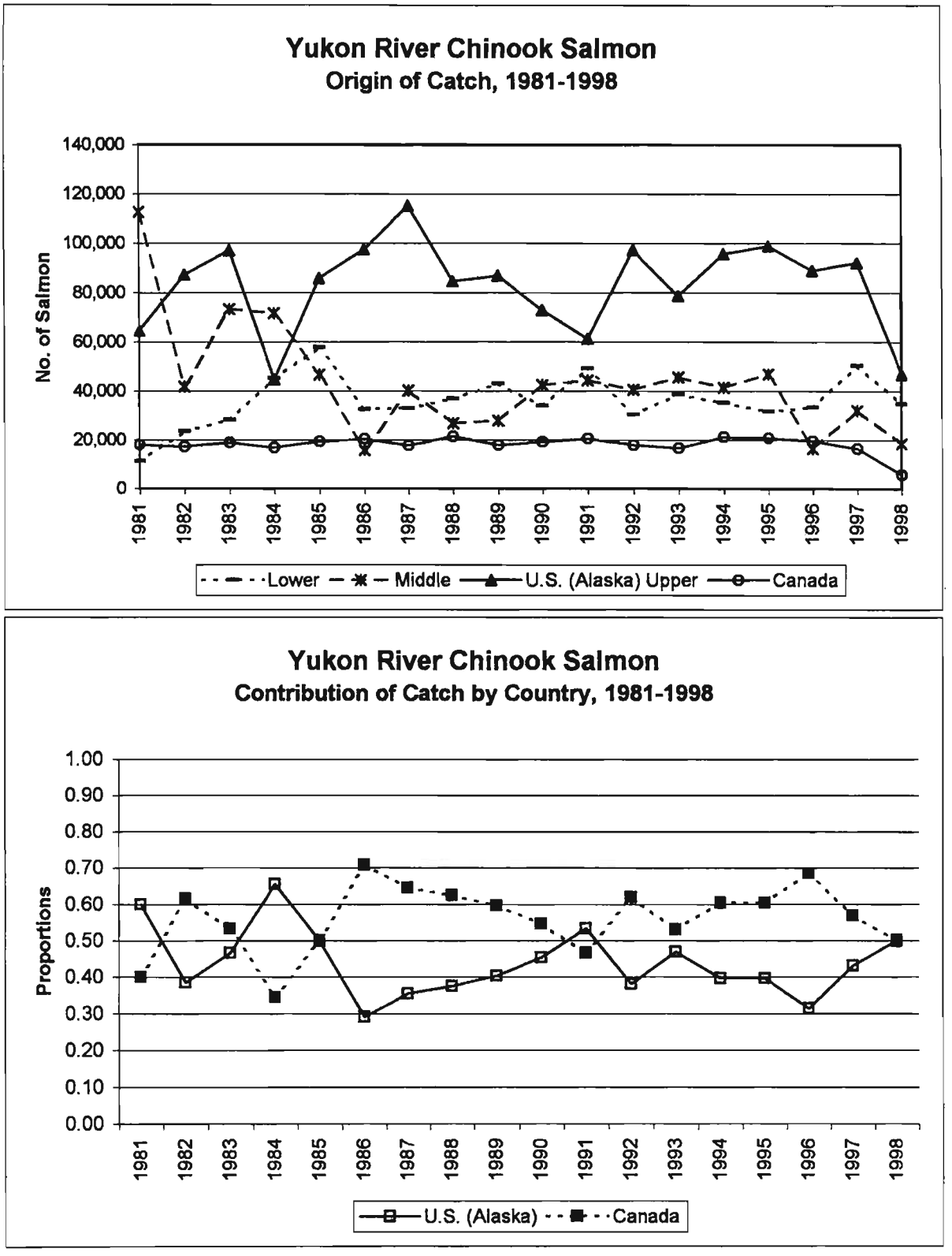


Figure 5. Yukon River chinook salmon catch by run of origin (above) and country of origin, U.S. (Alaska) and Canada (below), 1981-1998.

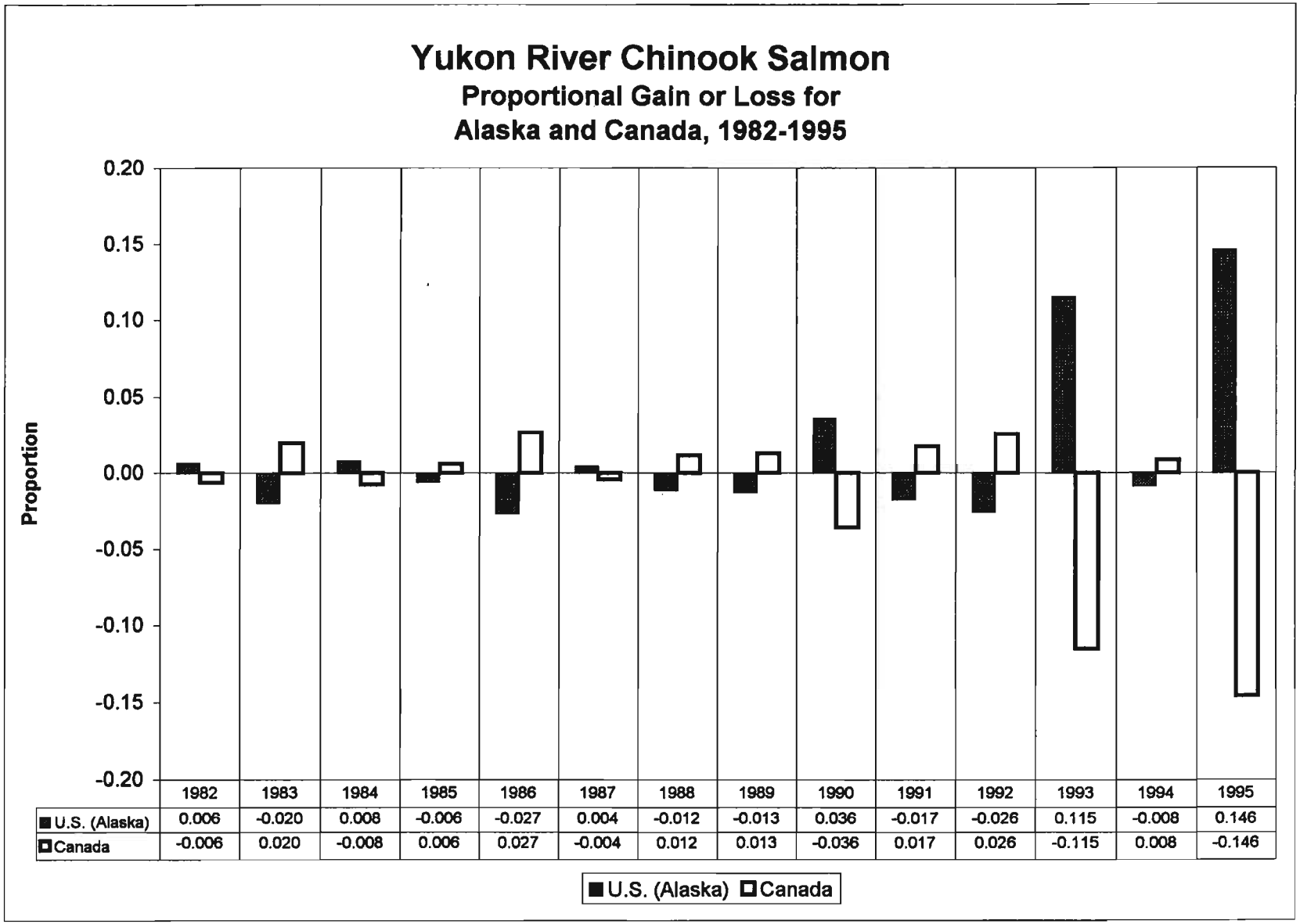


Figure 6. Differences between the maximum likelihood (new method) and linear discriminate function (old method) estimates of the proportion of Yukon River chinook salmon harvest attributed to country of origin, U.S. (Alaska) and Canada between 1982 and 1995.

Appendix Table A.1. Yukon River District 1 chinook salmon commercial catch by age, run of origin and period, 1981.

| | | Age Group | | | | | |
|---|---|---|---|---|---|---|---|
| Strata | Stock Group | 1.1 | 1.2 | 1.3 | 1.4 | 1.5 | Total |
| Period 1 | Lower | 0 | 17 | 297 | 0 | 0 | 314 |
| 05-Jun | Middle | 0 | 22 | 586 | 6701 | 118 | 7,427 |
| Unrestricted Mesh | | | | | | | |
| Size | **Alaska** | **0** | **39** | **883** | **6,701** | **118** | **7,741** |
| | Upper | 0 | 21 | 1356 | 1951 | 124 | 3,452 |
| | **Total** | **0** | **60** | **2,239** | **8,652** | **242** | **11,193** |
| Period 2 | Lower | 0 | 0 | 403 | 203 | 4 | 610 |
| 08-Jun | Middle | 0 | 0 | 2788 | 9701 | 100 | 12,589 |
| Unrestricted Mesh | | | | | | | |
| Size | **Alaska** | **0** | **0** | **3,191** | **9,904** | **104** | **13,199** |
| | Upper | 0 | 0 | 679 | 1626 | 61 | 2,366 |
| | **Total** | **0** | **0** | **3,870** | **11,530** | **165** | **15,565** |
| Period 3 | Lower | 0 | 45 | 971 | 256 | 7 | 1,279 |
| 11-Jun | Middle | 0 | 19 | 660 | 8524 | 120 | 9,323 |
| Unrestricted Mesh | | | | | | | |
| Size | **Alaska** | **0** | **64** | **1,631** | **8,780** | **127** | **10,602** |
| | Upper | 0 | 17 | 1394 | 2338 | 119 | 3,868 |
| | **Total** | **0** | **81** | **3,025** | **11,118** | **246** | **14,470** |
| Period 4 | Lower | 0 | 109 | 819 | 44 | 2 | 974 |
| 15-Jun | Middle | 0 | 57 | 673 | 10420 | 212 | 11,362 |
| Unrestricted Mesh | | | | | | | |
| Size | **Alaska** | **0** | **166** | **1,492** | **10,464** | **214** | **12,336** |
| | Upper | 0 | 26 | 724 | 4955 | 365 | 6,070 |
| | **Total** | **0** | **192** | **2,216** | **15,419** | **579** | **18,406** |
| Period 5 | Lower | 0 | 326 | 2123 | 0 | 0 | 2,449 |
| 18-Jun | Middle | 0 | 60 | 617 | 16542 | 309 | 17,528 |
| Unrestricted Mesh | | | | | | | |
| Size | **Alaska** | **0** | **386** | **2,740** | **16,542** | **309** | **19,977** |
| | Upper | 0 | 68 | 1644 | 6590 | 447 | 8,749 |
| | **Total** | **0** | **454** | **4,384** | **23,132** | **756** | **28,726** |
| Period 6 | Lower | 0 | 233 | 128 | 0 | 0 | 361 |
| 22-Jun | Middle | 0 | 156 | 135 | 2429 | 71 | 2,791 |
| Restricted Mesh | | | | | | | |
| Size | **Alaska** | **0** | **389** | **263** | **2,429** | **71** | **3,152** |
| | Upper | 0 | 184 | 378 | 410 | 43 | 1,015 |
| | **Total** | **0** | **573** | **641** | **2,839** | **114** | **4,167** |
| Period 7 | Lower | 0 | 330 | 124 | 0 | 0 | 454 |
| 25-Jun | Middle | 0 | 221 | 131 | 1179 | 34 | 1,565 |
| Restricted Mesh | | | | | | | |
| Size | **Alaska** | **0** | **551** | **255** | **1,179** | **34** | **2,019** |
| | Upper | 0 | 260 | 367 | 199 | 20 | 846 |
| | **Total** | **0** | **811** | **622** | **1,378** | **54** | **2,865** |
| Period 8 | Lower | 0 | 193 | 71 | 0 | 0 | 264 |
| 29-Jun | Middle | 0 | 129 | 75 | 609 | 24 | 837 |
| Restricted Mesh | | | | | | | |
| Size | **Alaska** | **0** | **322** | **146** | **609** | **24** | **1,101** |
| | Upper | 0 | 152 | 210 | 103 | 15 | 480 |
| | **Total** | **0** | **474** | **356** | **712** | **39** | **1,581** |
| Period 9 | Lower | 0 | 155 | 76 | 0 | 0 | 231 |
| 03-Jul | Middle | 0 | 104 | 80 | 327 | 0 | 511 |
| Restricted Mesh | | | | | | | |
| Size | **Alaska** | **0** | **259** | **156** | **327** | **0** | **742** |
| | Upper | 0 | 123 | 225 | 55 | 0 | 403 |
| | **Total** | **0** | **382** | **381** | **382** | **0** | **1,145** |
| Period 10 | Lower | 0 | 0 | 53 | 0 | 0 | 53 |
| 06-Jul | Middle | 0 | 0 | 56 | 339 | 0 | 395 |
| Restricted Mesh | | | | | | | |
| Size | **Alaska** | **0** | **0** | **109** | **339** | **0** | **448** |
| | Upper | 0 | 0 | 156 | 57 | 0 | 213 |
| | **Total** | **0** | **0** | **265** | **396** | **0** | **661** |
| Period 11 | Lower | 0 | 49 | 12 | 0 | 0 | 61 |
| 09-Jul | Middle | 0 | 33 | 13 | 139 | 0 | 185 |
| Restricted Mesh | | | | | | | |
| Size | **Alaska** | **0** | **82** | **25** | **139** | **0** | **246** |
| | Upper | 0 | 39 | 36 | 23 | 0 | 98 |
| | **Total** | **0** | **121** | **61** | **162** | **0** | **344** |
| Period 12 | Lower | 0 | 52 | 18 | 0 | 0 | 70 |
| 13-Jul | Middle | 0 | 35 | 19 | 140 | 0 | 194 |
| Restricted Mesh | | | | | | | |
| Size | **Alaska** | **0** | **87** | **37** | **140** | **0** | **264** |
| | Upper | 0 | 41 | 54 | 24 | 0 | 119 |
| | **Total** | **0** | **128** | **91** | **164** | **0** | **383** |

Appendix Table A.2. Yukon River District 1 chinook salmon commercial and subsistence catch by age, run of origin and fishery, 1981.

| Strata | Stock Group | Age Group 1.1 | 1.2 | 1.3 | 1.4 | 1.5 | Total |
|---|---|---|---|---|---|---|---|
| Unrestricted Mesh Size Season Total | Lower | 0 | 497 | 4,613 | 503 | 13 | 5,626 |
| | Middle | 0 | 158 | 5,324 | 51,888 | 859 | 58,229 |
| | **Alaska** | **0** | **655** | **9,937** | **52,391** | **872** | **63,855** |
| | Upper | 0 | 132 | 5,797 | 17,460 | 1,116 | 24,505 |
| | **Total** | **0** | **787** | **15,734** | **69,851** | **1,988** | **88,360** |
| Restricted Mesh Size Season Total | Lower | 0 | 1,012 | 482 | 0 | 0 | 1,494 |
| | Middle | 0 | 678 | 509 | 5,162 | 129 | 6,478 |
| | **Alaska** | **0** | **1,690** | **991** | **5,162** | **129** | **7,972** |
| | Upper | 0 | 799 | 1,426 | 871 | 78 | 3,174 |
| | **Total** | **0** | **2,489** | **2,417** | **6,033** | **207** | **11,146** |
| Commercial Season Total | Lower | 0 | 1,509 | 5,095 | 503 | 13 | 7,120 |
| | Middle | 0 | 836 | 5,833 | 57,050 | 988 | 64,707 |
| | **Alaska** | **0** | **2,345** | **10,928** | **57,553** | **1,001** | **71,827** |
| | Upper | 0 | 931 | 7,223 | 18,331 | 1,194 | 27,679 |
| | **Total** | **0** | **3,276** | **18,151** | **75,884** | **2,195** | **99,506** |
| Subsistence | Lower | 0 | 3 | 61 | 0 | 0 | 64 |
| | Middle | 0 | 5 | 120 | 1366 | 24 | 1,515 |
| | **Alaska** | **0** | **8** | **181** | **1,366** | **24** | **1,579** |
| | Upper | 0 | 4 | 276 | 398 | 25 | 703 |
| | **Total** | **0** | **12** | **457** | **1,764** | **49** | **2,282** |
| Season Total | Lower | 0 | 1,512 | 5,156 | 503 | 13 | 7,184 |
| | Middle | 0 | 841 | 5,953 | 58,416 | 1,012 | 66,222 |
| | **Alaska** | **0** | **2,353** | **11,109** | **58,919** | **1,025** | **73,406** |
| | Upper | 0 | 935 | 7,499 | 18,729 | 1,219 | 28,382 |
| | **Total** | **0** | **3,288** | **18,608** | **77,648** | **2,244** | **101,788** |

Appendix Table A.3. Yukon River District 2 chinook salmon commercial catch by age, run of origin and period, 1981.

| | | Age Group | | | | | |
|---|---|---|---|---|---|---|---|
| Strata | Stock Group | 1.1 | 1.2 | 1.3 | 1.4 | 1.5 | Total |
| Period 1 | Lower | 0 | 12 | 212 | 0 | 0 | 224 |
| 07-Jun | Middle | 0 | 16 | 419 | 4789 | 84 | 5,308 |
| Unrestricted Mesh | | | | | | | |
| Size | **Alaska** | **0** | **28** | **631** | **4,789** | **84** | **5,532** |
| | Upper | 0 | 15 | 969 | 1395 | 89 | 2,468 |
| | **Total** | **0** | **43** | **1,600** | **6,184** | **173** | **8,000** |
| Period 2 | Lower | 0 | 0 | 296 | 149 | 3 | 448 |
| 10-Jun | Middle | 0 | 0 | 2047 | 7121 | 73 | 9,241 |
| Unrestricted Mesh | | | | | | | |
| Size | **Alaska** | **0** | **0** | **2,343** | **7,270** | **76** | **9,689** |
| | Upper | 0 | 0 | 498 | 1194 | 45 | 1,737 |
| | **Total** | **0** | **0** | **2,841** | **8,464** | **121** | **11,426** |
| Period 3 | Lower | 0 | 33 | 705 | 186 | 5 | 929 |
| 14-Jun | Middle | 0 | 14 | 479 | 6191 | 87 | 6,771 |
| Unrestricted Mesh | | | | | | | |
| Size | **Alaska** | **0** | **47** | **1,184** | **6,377** | **92** | **7,700** |
| | Upper | 0 | 12 | 1013 | 1698 | 87 | 2,810 |
| | **Total** | **0** | **59** | **2,197** | **8,075** | **179** | **10,510** |
| Period 4 | Lower | 0 | 48 | 364 | 20 | 1 | 433 |
| 17-Jun | Middle | 0 | 25 | 299 | 4830 | 94 | 5,048 |
| Unrestricted Mesh | | | | | | | |
| Size | **Alaska** | **0** | **73** | **663** | **4,850** | **95** | **5,481** |
| | Upper | 0 | 12 | 322 | 2202 | 162 | 2,698 |
| | **Total** | **0** | **85** | **985** | **6,852** | **257** | **8,179** |
| Period 5 | Lower | 0 | 27 | 177 | 0 | 0 | 204 |
| 21-Jun | Middle | 0 | 5 | 51 | 1379 | 26 | 1,461 |
| Restricted Mesh | | | | | | | |
| Size | **Alaska** | **0** | **32** | **228** | **1,379** | **26** | **1,665** |
| | Upper | 0 | 6 | 137 | 549 | 37 | 729 |
| | **Total** | **0** | **38** | **365** | **1,928** | **63** | **2,394** |
| Period 6 | Lower | 0 | 118 | 65 | 0 | 0 | 183 |
| 24-Jun | Middle | 0 | 79 | 69 | 1234 | 36 | 1,418 |
| Restricted Mesh | | | | | | | |
| Size | **Alaska** | **0** | **197** | **134** | **1,234** | **36** | **1,601** |
| | Upper | 0 | 93 | 192 | 208 | 22 | 515 |
| | **Total** | **0** | **290** | **326** | **1,442** | **58** | **2,116** |
| Period 7 | Lower | 0 | 114 | 43 | 0 | 0 | 157 |
| 28-Jun | Middle | 0 | 76 | 45 | 406 | 12 | 539 |
| Restricted Mesh | | | | | | | |
| Size | **Alaska** | **0** | **190** | **88** | **406** | **12** | **696** |
| | Upper | 0 | 90 | 126 | 69 | 7 | 292 |
| | **Total** | **0** | **280** | **214** | **475** | **19** | **988** |
| Period 8 | Lower | 0 | 151 | 55 | 0 | 0 | 206 |
| 01-Jul | Middle | 0 | 101 | 59 | 476 | 19 | 655 |
| Restricted Mesh | | | | | | | |
| Size | **Alaska** | **0** | **252** | **114** | **476** | **19** | **861** |
| | Upper | 0 | 119 | 164 | 80 | 12 | 375 |
| | **Total** | **0** | **371** | **278** | **556** | **31** | **1,236** |
| Period 9 | Lower | 0 | 47 | 23 | 0 | 0 | 70 |
| 05-Jul | Middle | 0 | 32 | 25 | 100 | 0 | 157 |
| Restricted Mesh | | | | | | | |
| Size | **Alaska** | **0** | **79** | **48** | **100** | **0** | **227** |
| | Upper | 0 | 38 | 69 | 17 | 0 | 124 |
| | **Total** | **0** | **117** | **117** | **117** | **0** | **351** |
| Period 10 | Lower | 0 | 0 | 14 | 0 | 0 | 14 |
| 08-Jul | Middle | 0 | 0 | 14 | 89 | 0 | 103 |
| Restricted Mesh | | | | | | | |
| Size | **Alaska** | **0** | **0** | **28** | **89** | **0** | **117** |
| | Upper | 0 | 0 | 41 | 15 | 0 | 56 |
| | **Total** | **0** | **0** | **69** | **104** | **0** | **173** |
| Period 11 | Lower | 0 | 19 | 4 | 0 | 0 | 23 |
| 12-Jul | Middle | 0 | 13 | 5 | 53 | 0 | 71 |
| Restricted Mesh | | | | | | | |
| Size | **Alaska** | **0** | **32** | **9** | **53** | **0** | **94** |
| | Upper | 0 | 15 | 14 | 9 | 0 | 38 |
| | **Total** | **0** | **47** | **23** | **62** | **0** | **132** |
| Period 12 | Lower | 0 | 37 | 13 | 0 | 0 | 50 |
| 15-Jul | Middle | 0 | 25 | 14 | 101 | 0 | 140 |
| Restricted Mesh | | | | | | | |
| Size | **Alaska** | **0** | **62** | **27** | **101** | **0** | **190** |
| | Upper | 0 | 30 | 39 | 17 | 0 | 86 |
| | **Total** | **0** | **92** | **66** | **118** | **0** | **276** |

Appendix Table A.4. Yukon River District 2 chinook salmon commercial and subsistence catch by age, run of origin and fishery, 1981.

| Strata | Stock Group | Age Group 1.1 | 1.2 | 1.3 | 1.4 | 1.5 | Total |
|---|---|---|---|---|---|---|---|
| Unrestricted Mesh Size Season Total | Lower | 0 | 120 | 1,754 | 355 | 9 | 2,238 |
| | Middle | 0 | 60 | 3,295 | 24,110 | 364 | 27,829 |
| | **Alaska** | **0** | **180** | **5,049** | **24,465** | **373** | **30,067** |
| | Upper | 0 | 45 | 2,939 | 7,038 | 420 | 10,442 |
| | **Total** | **0** | **225** | **7,988** | **31,503** | **793** | **40,509** |
| Restricted Mesh Size Season Total | Lower | 0 | 486 | 217 | 0 | 0 | 703 |
| | Middle | 0 | 326 | 231 | 2,459 | 67 | 3,083 |
| | **Alaska** | **0** | **812** | **448** | **2,459** | **67** | **3,786** |
| | Upper | 0 | 385 | 645 | 415 | 41 | 1,486 |
| | **Total** | **0** | **1,197** | **1,093** | **2,874** | **108** | **5,272** |
| Commercial Season Total | Lower | 0 | 606 | 1,971 | 355 | 9 | 2,941 |
| | Middle | 0 | 386 | 3,526 | 26,569 | 431 | 30,912 |
| | **Alaska** | **0** | **992** | **5,497** | **26,924** | **440** | **33,853** |
| | Upper | 0 | 430 | 3,584 | 7,453 | 461 | 11,928 |
| | **Total** | **0** | **1,422** | **9,081** | **34,377** | **901** | **45,781** |
| Subsistence | Lower | 0 | 5 | 95 | 0 | 0 | 100 |
| | Middle | 0 | 7 | 187 | 2143 | 38 | 2,375 |
| | **Alaska** | **0** | **12** | **282** | **2,143** | **38** | **2,475** |
| | Upper | 0 | 7 | 434 | 624 | 40 | 1,105 |
| | **Total** | **0** | **19** | **716** | **2,767** | **78** | **3,580** |
| Season Total | Lower | 0 | 611 | 2,066 | 355 | 9 | 3,041 |
| | Middle | 0 | 393 | 3,713 | 28,712 | 469 | 33,287 |
| | **Alaska** | **0** | **1,004** | **5,779** | **29,067** | **478** | **36,328** |
| | Upper | 0 | 437 | 4,018 | 8,077 | 501 | 13,033 |
| | **Total** | **0** | **1,441** | **9,797** | **37,144** | **979** | **49,361** |

Appendix Table A.5. Yukon River District 3 chinook salmon commercial catch by period, and subsistence catch by age, run of origin and fishery, 1981.

| Strata | Stock Group | Age Group 1.1 | 1.2 | 1.3 | 1.4 | 1.5 | Total |
|---|---|---|---|---|---|---|---|
| Period 1 | Lower | 0 | 10 | 216 | 57 | 2 | 285 |
| 15-Jun | Middle | 0 | 4 | 147 | 1897 | 27 | 2,075 |
| Unrestricted Mesh | | | | | | | |
| Size | **Alaska** | **0** | **14** | **363** | **1,954** | **29** | **2,360** |
| | Upper | 0 | 4 | 310 | 520 | 26 | 860 |
| | **Total** | **0** | **18** | **673** | **2,474** | **55** | **3,220** |
| Period 2 | Lower | 0 | 3 | 17 | 0 | 0 | 20 |
| 22-Jun | Middle | 0 | 0 | 5 | 128 | 2 | 135 |
| Restricted Mesh | | | | | | | |
| Size | **Alaska** | **0** | **3** | **22** | **128** | **2** | **155** |
| | Upper | 0 | 1 | 13 | 51 | 3 | 68 |
| | **Total** | **0** | **4** | **35** | **179** | **5** | **223** |
| Period 3 | Lower | 0 | 11 | 6 | 0 | 0 | 17 |
| 25-Jun | Middle | 0 | 7 | 6 | 114 | 3 | 130 |
| Restricted Mesh | | | | | | | |
| Size | **Alaska** | **0** | **18** | **12** | **114** | **3** | **147** |
| | Upper | 0 | 9 | 18 | 19 | 2 | 48 |
| | **Total** | **0** | **27** | **30** | **133** | **5** | **195** |
| Period 4 | Lower | 0 | 24 | 9 | 0 | 0 | 33 |
| 29-Jun | Middle | 0 | 16 | 10 | 87 | 3 | 116 |
| Restricted Mesh | | | | | | | |
| Size | **Alaska** | **0** | **40** | **19** | **87** | **3** | **149** |
| | Upper | 0 | 19 | 27 | 15 | 1 | 62 |
| | **Total** | **0** | **59** | **46** | **102** | **4** | **211** |
| Period 5 | Lower | 0 | 21 | 8 | 0 | 0 | 29 |
| 02-Jul | Middle | 0 | 14 | 8 | 67 | 3 | 92 |
| Restricted Mesh | | | | | | | |
| Size | **Alaska** | **0** | **35** | **16** | **67** | **3** | **121** |
| | Upper | 0 | 17 | 23 | 11 | 2 | 53 |
| | **Total** | **0** | **52** | **39** | **78** | **5** | **174** |
| Commercial | Lower | 0 | 69 | 256 | 57 | 2 | 384 |
| Season Total | Middle | 0 | 41 | 176 | 2293 | 38 | 2,548 |
| | **Alaska** | **0** | **110** | **432** | **2,350** | **40** | **2,932** |
| | Upper | 0 | 50 | 391 | 616 | 34 | 1,091 |
| | **Total** | **0** | **160** | **823** | **2,966** | **74** | **4,023** |
| Subsistence Catch | Lower | 0 | 6 | 106 | 0 | 0 | 112 |
| | Middle | 0 | 8 | 210 | 2395 | 42 | 2,655 |
| | **Alaska** | **0** | **14** | **316** | **2,395** | **42** | **2,767** |
| | Upper | 0 | 8 | 485 | 697 | 44 | 1,234 |
| | **Total** | **0** | **22** | **801** | **3,092** | **86** | **4,001** |
| Season Total | Lower | 0 | 75 | 362 | 57 | 2 | 496 |
| | Middle | 0 | 49 | 386 | 4,688 | 80 | 5,203 |
| | **Alaska** | **0** | **124** | **748** | **4,745** | **82** | **5,699** |
| | Upper | 0 | 58 | 876 | 1,313 | 78 | 2,325 |
| | **Total** | **0** | **182** | **1,624** | **6,058** | **160** | **8,024** |

Appendix Table A.6. Yukon River District 4 chinook salmon commercial and subsistence catch by age, run of origin and fishery, 1981.

| Strata | Stock Group | Age Group 1.1 | 1.2 | 1.3 | 1.4 | 1.5 | Total |
|---|---|---|---|---|---|---|---|
| Commercial Gillnet Season Total | Lower | 0 | 1 | 9 | 1 | 0 | 11 |
| | Middle | 0 | 0 | 4 | 80 | 2 | 86 |
| | **Alaska** | **0** | **1** | **13** | **81** | **2** | **97** |
| | Upper | 0 | 0 | 9 | 31 | 2 | 42 |
| | **Total** | **0** | **1** | **22** | **112** | **4** | **139** |
| Commercial Fishwheel Season Total | Lower | 0 | 68 | 37 | 0 | 0 | 105 |
| | Middle | 0 | 45 | 39 | 704 | 21 | 809 |
| | **Alaska** | **0** | **113** | **76** | **704** | **21** | **914** |
| | Upper | 0 | 53 | 110 | 119 | 12 | 294 |
| | **Total** | **0** | **166** | **186** | **823** | **33** | **1,208** |
| Commercial Season Total | Lower | 0 | 69 | 46 | 1 | 0 | 116 |
| | Middle | 0 | 45 | 43 | 784 | 23 | 895 |
| | **Alaska** | **0** | **114** | **89** | **785** | **23** | **1,011** |
| | Upper | 0 | 53 | 119 | 150 | 14 | 336 |
| | **Total** | **0** | **167** | **208** | **935** | **37** | **1,347** |
| Subsistence Season Total | Lower | 0 | 194 | 130 | 3 | 0 | 327 |
| | Middle | 0 | 127 | 121 | 2,208 | 65 | 2,521 |
| | **Alaska** | **0** | **321** | **251** | **2,211** | **65** | **2,848** |
| | Upper | 0 | 149 | 335 | 423 | 39 | 946 |
| | **Total** | **0** | **470** | **586** | **2,634** | **104** | **3,794** |
| Season Total | Lower | 0 | 263 | 176 | 4 | 0 | 443 |
| | Middle | 0 | 172 | 164 | 2,992 | 88 | 3,416 |
| | **Alaska** | **0** | **435** | **340** | **2,996** | **88** | **3,859** |
| | Upper | 0 | 202 | 454 | 573 | 53 | 1,282 |
| | **Total** | **0** | **637** | **794** | **3,569** | **141** | **5,141** |

Appendix Table A.7. Yukon River District 5 chinook salmon commercial and subsistence catch by age and fishery, 1981, with run of origin presumed to be Upper Run based on geographic location.

| Strata | Stock Group | Age Group 1.1 | 1.2 | 1.3 | 1.4 | 1.5 | Total |
|---|---|---|---|---|---|---|---|
| Commercial Fishwheel | Upper | 0 | 466 | 967 | 1,046 | 105 | 2,584 |
| Commercial Gillnet | Upper | 0 | 0 | 812 | 2,797 | 181 | 3,790 |
| Commercial Season Total | Upper | 0 | 466 | 1,779 | 3,843 | 286 | 6,374 |
| Subsistence | Upper | 0 | 2,090 | 4,692 | 5,914 | 552 | 13,248 |
| Season Total | Upper | 0 | 2,556 | 6,471 | 9,757 | 838 | 19,622 |

Appendix Table A.8. Yukon River District 6 chinook salmon commercial, subsistence and sport fish catch by age and fishery, 1981, with run of origin presumed to be Middle Run based on geographic location.

| Strata | Stock Group | Age Group 1.1 | 1.2 | 1.3 | 1.4 | 1.5 | Total |
|---|---|---|---|---|---|---|---|
| Commercial Fishwheel | Middle | 0 | 40 | 35 | 633 | 19 | 727 |
| Commercial Gillnet | Middle | 0 | 0 | 12 | 242 | 6 | 260 |
| Commercial Season Total | Middle | 0 | 40 | 47 | 875 | 25 | 987 |
| Sport Fish Catch | Middle | 1 | 41 | 214 | 510 | 3 | 769 |
| Subsistence | Middle | 0 | 113 | 133 | 2,469 | 70 | 2,785 |
| Season Total | Middle | 1 | 194 | 394 | 3,854 | 98 | 4,541 |

Appendix Table A.9. Yukon River Canadian chinook salmon commercial and non-commercial catch by age and fishery, 1981, with run of origin presumed to be Upper Run based on geographic location.

| Strata | Stock Group | Age Group 1.1 | 1.2 | 1.3 | 1.4 | 1.5 | Total |
|---|---|---|---|---|---|---|---|
| Commercial | Upper | 0 | 628 | 2,398 | 5,181 | 386 | 8,593 |
| Non-Commercial | Upper | 0 | 695 | 2,656 | 5,738 | 427 | 9,516 |
| Season Total | Upper | 0 | 1,323 | 5,054 | 10,919 | 813 | 18,109 |

Appendix Table A.10. Yukon River chinook salmon catch by age, run of origin and fishery, 1981.

| District | Fishery | Stock Group | Age Group 1.1 | 1.2 | 1.3 | 1.4 | 1.5 | Total |
|---|---|---|---|---|---|---|---|---|
| 1 | Commercial | Lower | 0 | 1,509 | 5,095 | 503 | 13 | 7,120 |
| | | Middle | 0 | 836 | 5,833 | 57,050 | 988 | 64,707 |
| | | **Alaska** | **0** | **2,345** | **10,928** | **57,553** | **1,001** | **71,827** |
| | | Upper | 0 | 931 | 7,223 | 18,331 | 1,194 | 27,679 |
| | | **Total** | **0** | **3,276** | **18,151** | **75,884** | **2,195** | **99,506** |
| | Subsistence | Lower | 0 | 3 | 61 | 0 | 0 | 64 |
| | | Middle | 0 | 5 | 120 | 1,368 | 24 | 1,515 |
| | | **Alaska** | **0** | **8** | **181** | **1,368** | **24** | **1,579** |
| | | Upper | 0 | 4 | 276 | 398 | 25 | 703 |
| | | **Total** | **0** | **12** | **457** | **1,764** | **49** | **2,282** |
| 2 | Commercial | Lower | 0 | 606 | 1,971 | 355 | 9 | 2,941 |
| | | Middle | 0 | 386 | 3,526 | 26,569 | 431 | 30,912 |
| | | **Alaska** | **0** | **992** | **5,497** | **26,924** | **440** | **33,853** |
| | | Upper | 0 | 430 | 3,584 | 7,453 | 461 | 11,928 |
| | | **Total** | **0** | **1,422** | **9,081** | **34,377** | **901** | **45,781** |
| | Subsistence | Lower | 0 | 5 | 95 | 0 | 0 | 100 |
| | | Middle | 0 | 7 | 187 | 2,143 | 38 | 2,375 |
| | | **Alaska** | **0** | **12** | **282** | **2,143** | **38** | **2,475** |
| | | Upper | 0 | 7 | 434 | 624 | 40 | 1,105 |
| | | **Total** | **0** | **19** | **716** | **2,767** | **78** | **3,580** |
| 3 | Commercial | Lower | 0 | 69 | 256 | 57 | 2 | 384 |
| | | Middle | 0 | 41 | 176 | 2,293 | 38 | 2,548 |
| | | **Alaska** | **0** | **110** | **432** | **2,350** | **40** | **2,932** |
| | | Upper | 0 | 50 | 391 | 616 | 34 | 1,091 |
| | | **Total** | **0** | **160** | **823** | **2,966** | **74** | **4,023** |
| | Subsistence | Lower | 0 | 6 | 106 | 0 | 0 | 112 |
| | | Middle | 0 | 8 | 210 | 2,395 | 42 | 2,655 |
| | | **Alaska** | **0** | **14** | **316** | **2,395** | **42** | **2,767** |
| | | Upper | 0 | 8 | 485 | 697 | 44 | 1,234 |
| | | **Total** | **0** | **22** | **801** | **3,092** | **86** | **4,001** |
| 4 | Commercial | Lower | 0 | 69 | 46 | 1 | 0 | 116 |
| | | Middle | 0 | 45 | 43 | 784 | 23 | 895 |
| | | **Alaska** | **0** | **114** | **89** | **785** | **23** | **1,011** |
| | | Upper | 0 | 53 | 119 | 150 | 14 | 336 |
| | | **Total** | **0** | **167** | **208** | **935** | **37** | **1,347** |
| | Subsistence | Lower | 0 | 194 | 130 | 3 | 0 | 327 |
| | | Middle | 0 | 127 | 121 | 2,208 | 65 | 2,521 |
| | | **Alaska** | **0** | **321** | **251** | **2,211** | **65** | **2,848** |
| | | Upper | 0 | 149 | 335 | 423 | 39 | 946 |
| | | **Total** | **0** | **470** | **586** | **2,634** | **104** | **3,794** |
| 5 | Commercial | Upper | 0 | 466 | 1,779 | 3,843 | 286 | 6,374 |
| | Subsistence | Upper | 0 | 2,090 | 4,692 | 5,914 | 552 | 13,248 |
| 6 | Commercial | Middle | 0 | 40 | 47 | 875 | 25 | 987 |
| | Sport Fish | Middle | 1 | 41 | 214 | 510 | 3 | 769 |
| | Subsistence | Middle | 0 | 113 | 133 | 2,469 | 70 | 2,785 |
| **Alaska Total** | | Lower | 0 | 2,461 | 7,760 | 919 | 24 | 11,164 |
| | | Middle | 1 | 1,649 | 10,610 | 98,662 | 1,747 | 112,669 |
| | | **Alaska** | **1** | **4,110** | **18,370** | **99,581** | **1,771** | **123,833** |
| | | Upper | 0 | 4,188 | 19,318 | 38,449 | 2,689 | 64,644 |
| | | **Total** | **1** | **8,298** | **37,688** | **138,030** | **4,460** | **188,477** |
| **Canada Total** | Commercial | Upper | 0 | 628 | 2,398 | 5,181 | 386 | 8,593 |
| | Non-Commercial | Upper | 0 | 695 | 2,656 | 5,738 | 427 | 9,516 |
| | | **Total** | **0** | **1,323** | **5,054** | **10,919** | **813** | **18,109** |
| **Total Harvest** | | Lower | 0 | 2,461 | 7,760 | 919 | 24 | 11,164 |
| | | Middle | 1 | 1,649 | 10,610 | 98,662 | 1,747 | 112,669 |
| | | **Alaska** | **1** | **4,110** | **18,370** | **99,581** | **1,771** | **123,833** |
| | | Upper | 0 | 5,511 | 24,372 | 49,368 | 3,502 | 82,753 |
| | | **Total** | **1** | **9,621** | **42,742** | **148,949** | **5,273** | **206,586** |

Appendix Table A.11. Yukon River chinook salmon catch proportions by age, run of origin and fishery, 1981.

| District | Fishery | Stock Group | Age Group 1.1 | 1.2 | 1.3 | 1.4 | 1.5 | Total |
|---|---|---|---|---|---|---|---|---|
| 1 | Commercial | Lower | 0.000 | 0.015 | 0.051 | 0.005 | 0.000 | 0.072 |
| | | Middle | 0.000 | 0.008 | 0.059 | 0.573 | 0.010 | 0.650 |
| | | **Alaska** | **0.000** | **0.024** | **0.110** | **0.578** | **0.010** | **0.722** |
| | | Upper | 0.000 | 0.009 | 0.073 | 0.184 | 0.012 | 0.278 |
| | | **Total** | **0.000** | **0.033** | **0.182** | **0.763** | **0.022** | **1.000** |
| | Subsistence | Lower | 0.000 | 0.001 | 0.027 | 0.000 | 0.000 | 0.028 |
| | | Middle | 0.000 | 0.002 | 0.053 | 0.599 | 0.011 | 0.664 |
| | | **Alaska** | **0.000** | **0.004** | **0.079** | **0.599** | **0.011** | **0.692** |
| | | Upper | 0.000 | 0.002 | 0.121 | 0.174 | 0.011 | 0.308 |
| | | **Total** | **0.000** | **0.005** | **0.200** | **0.773** | **0.021** | **1.000** |
| 2 | Commercial | Lower | 0.000 | 0.013 | 0.043 | 0.008 | 0.000 | 0.064 |
| | | Middle | 0.000 | 0.008 | 0.077 | 0.580 | 0.009 | 0.675 |
| | | **Alaska** | **0.000** | **0.022** | **0.120** | **0.588** | **0.010** | **0.739** |
| | | Upper | 0.000 | 0.009 | 0.078 | 0.163 | 0.010 | 0.261 |
| | | **Total** | **0.000** | **0.031** | **0.198** | **0.751** | **0.020** | **1.000** |
| | Subsistence | Lower | 0.000 | 0.001 | 0.027 | 0.000 | 0.000 | 0.028 |
| | | Middle | 0.000 | 0.002 | 0.052 | 0.599 | 0.011 | 0.663 |
| | | **Alaska** | **0.000** | **0.003** | **0.079** | **0.599** | **0.011** | **0.691** |
| | | Upper | 0.000 | 0.002 | 0.121 | 0.174 | 0.011 | 0.309 |
| | | **Total** | **0.000** | **0.005** | **0.200** | **0.773** | **0.022** | **1.000** |
| 3 | Commercial | Lower | 0.000 | 0.017 | 0.064 | 0.014 | 0.000 | 0.095 |
| | | Middle | 0.000 | 0.010 | 0.044 | 0.570 | 0.009 | 0.633 |
| | | **Alaska** | **0.000** | **0.027** | **0.107** | **0.584** | **0.010** | **0.729** |
| | | Upper | 0.000 | 0.012 | 0.097 | 0.153 | 0.008 | 0.271 |
| | | **Total** | **0.000** | **0.040** | **0.205** | **0.737** | **0.018** | **1.000** |
| | Subsistence | Lower | 0.000 | 0.001 | 0.026 | 0.000 | 0.000 | 0.028 |
| | | Middle | 0.000 | 0.002 | 0.052 | 0.599 | 0.010 | 0.664 |
| | | **Alaska** | **0.000** | **0.003** | **0.079** | **0.599** | **0.010** | **0.692** |
| | | Upper | 0.000 | 0.002 | 0.121 | 0.174 | 0.011 | 0.308 |
| | | **Total** | **0.000** | **0.005** | **0.200** | **0.773** | **0.021** | **1.000** |
| 4 | Commercial | Lower | 0.000 | 0.051 | 0.034 | 0.001 | 0.000 | 0.086 |
| | | Middle | 0.000 | 0.033 | 0.032 | 0.582 | 0.017 | 0.664 |
| | | **Alaska** | **0.000** | **0.085** | **0.066** | **0.583** | **0.017** | **0.751** |
| | | Upper | 0.000 | 0.039 | 0.088 | 0.111 | 0.010 | 0.249 |
| | | **Total** | **0.000** | **0.124** | **0.154** | **0.694** | **0.027** | **1.000** |
| | Subsistence | Lower | 0.000 | 0.051 | 0.034 | 0.001 | 0.000 | 0.086 |
| | | Middle | 0.000 | 0.033 | 0.032 | 0.582 | 0.017 | 0.664 |
| | | **Alaska** | **0.000** | **0.085** | **0.066** | **0.583** | **0.017** | **0.751** |
| | | Upper | 0.000 | 0.039 | 0.088 | 0.111 | 0.010 | 0.249 |
| | | **Total** | **0.000** | **0.124** | **0.154** | **0.694** | **0.027** | **1.000** |
| 5 | Commercial | Upper | 0.000 | 0.073 | 0.279 | 0.603 | 0.045 | 1.000 |
| | Subsistence | Upper | 0.000 | 0.158 | 0.354 | 0.446 | 0.042 | 1.000 |
| 6 | Commercial | Middle | 0.000 | 0.041 | 0.048 | 0.887 | 0.025 | 1.000 |
| | Sport Fish | Middle | 0.001 | 0.053 | 0.278 | 0.663 | 0.004 | 1.000 |
| | Subsistence | Middle | 0.000 | 0.041 | 0.048 | 0.887 | 0.025 | 1.000 |
| **Alaska Total** | | Lower | 0.000 | 0.013 | 0.041 | 0.005 | 0.000 | 0.059 |
| | | Middle | 0.000 | 0.009 | 0.056 | 0.523 | 0.009 | 0.598 |
| | | **Alaska** | **0.000** | **0.022** | **0.097** | **0.528** | **0.009** | **0.657** |
| | | Upper | 0.000 | 0.022 | 0.102 | 0.204 | 0.014 | 0.343 |
| | | **Total** | **0.000** | **0.044** | **0.200** | **0.732** | **0.024** | **1.000** |
| **Canada Total** | Commercial | Upper | 0.000 | 0.035 | 0.132 | 0.286 | 0.021 | 0.475 |
| | Non-Commercial | Upper | 0.000 | 0.038 | 0.147 | 0.317 | 0.024 | 0.525 |
| | | **Total** | **0.000** | **0.073** | **0.279** | **0.603** | **0.045** | **1.000** |
| **Total Harvest** | | Lower | 0.000 | 0.012 | 0.038 | 0.004 | 0.000 | 0.054 |
| | | Middle | 0.000 | 0.008 | 0.051 | 0.478 | 0.008 | 0.545 |
| | | **Alaska** | **0.000** | **0.020** | **0.089** | **0.482** | **0.009** | **0.599** |
| | | Upper | 0.000 | 0.027 | 0.118 | 0.239 | 0.017 | 0.401 |
| | | **Total** | **0.000** | **0.047** | **0.207** | **0.721** | **0.026** | **1.000** |

Appendix Table B.1. Yukon River District 1 chinook salmon commercial catch by age, run of origin and period, 1982.

| Strata | Stock Group | Age Group 1.1 | 1.2 | 1.3 | 2.2 | 1.4 | 2.3 | 1.5 | 2.4 | 2.5 | Total |
|---|---|---|---|---|---|---|---|---|---|---|---|
| Period 1 | Lower | 0 | 95 | 413 | 0 | 59 | 0 | 3 | 0 | 0 | 570 |
| 14-Jun | Middle | 0 | 52 | 172 | 0 | 1,394 | 2 | 109 | 6 | 0 | 1,735 |
| Unrestricted Mesh Size | **Alaska** | **0** | **147** | **585** | **0** | **1,453** | **2** | **112** | **6** | **0** | **2,305** |
| | Upper | 0 | 12 | 180 | 0 | 2,245 | 62 | 622 | 217 | 0 | 3,338 |
| | **Total** | **0** | **159** | **765** | **0** | **3,698** | **64** | **734** | **223** | **0** | **5,643** |
| Period 2 | Lower | 0 | 323 | 804 | 0 | 356 | 0 | 14 | 0 | 0 | 1,497 |
| 17-Jun | Middle | 0 | 178 | 335 | 0 | 2,551 | 2 | 177 | 4 | 0 | 3,247 |
| Unrestricted Mesh Size | **Alaska** | **0** | **501** | **1,139** | **0** | **2,907** | **2** | **191** | **4** | **0** | **4,744** |
| | Upper | 0 | 41 | 350 | 0 | 5,560 | 66 | 1,367 | 199 | 68 | 7,651 |
| | **Total** | **0** | **542** | **1,489** | **0** | **8,467** | **68** | **1,558** | **203** | **68** | **12,395** |
| Period 3 | Lower | 0 | 451 | 1,462 | 0 | 351 | 0 | 15 | 0 | 0 | 2,279 |
| 21-Jun | Middle | 0 | 249 | 609 | 0 | 4,331 | 3 | 327 | 8 | 0 | 5,527 |
| Unrestricted Mesh Size | **Alaska** | **0** | **700** | **2,071** | **0** | **4,682** | **3** | **342** | **8** | **0** | **7,806** |
| | Upper | 0 | 57 | 637 | 0 | 8,421 | 105 | 2,257 | 317 | 325 | 12,119 |
| | **Total** | **0** | **757** | **2,708** | **0** | **13,103** | **108** | **2,599** | **325** | **325** | **19,925** |
| Period 4 | Lower | 0 | 131 | 695 | 0 | 468 | 0 | 32 | 0 | 0 | 1,326 |
| 24-Jun | Middle | 0 | 73 | 290 | 0 | 906 | 1 | 110 | 1 | 0 | 1,381 |
| Unrestricted Mesh Size | **Alaska** | **0** | **204** | **985** | **0** | **1,374** | **1** | **142** | **1** | **0** | **2,707** |
| | Upper | 0 | 17 | 303 | 37 | 2,747 | 36 | 1,183 | 73 | 0 | 4,396 |
| | **Total** | **0** | **221** | **1,288** | **37** | **4,121** | **37** | **1,325** | **74** | **0** | **7,103** |
| Period 5 | Lower | 0 | 403 | 1,879 | 0 | 1,183 | 0 | 55 | 0 | 0 | 3,520 |
| 28-Jun | Middle | 0 | 223 | 783 | 0 | 4,723 | 5 | 384 | 19 | 0 | 6,137 |
| Unrestricted Mesh Size | **Alaska** | **0** | **626** | **2,662** | **0** | **5,906** | **5** | **439** | **19** | **0** | **9,657** |
| | Upper | 0 | 51 | 818 | 0 | 5,500 | 92 | 1,590 | 465 | 0 | 8,516 |
| | **Total** | **0** | **677** | **3,480** | **0** | **11,406** | **97** | **2,029** | **484** | **0** | **18,173** |
| Period 6 | Lower | 0 | 444 | 1,679 | 0 | 1,327 | 0 | 49 | 0 | 0 | 3,499 |
| 01-Jul | Middle | 0 | 245 | 700 | 0 | 752 | 0 | 49 | 0 | 0 | 1,746 |
| Unrestricted Mesh Size | **Alaska** | **0** | **689** | **2,379** | **0** | **2,079** | **0** | **98** | **0** | **0** | **5,245** |
| | Upper | 0 | 56 | 731 | 0 | 1,197 | 0 | 275 | 0 | 0 | 2,259 |
| | **Total** | **0** | **745** | **3,110** | **0** | **3,276** | **0** | **373** | **0** | **0** | **7,504** |
| Period 7 | Lower | 0 | 464 | 654 | 0 | 167 | 0 | 7 | 0 | 0 | 1,292 |
| 05-Jul | Middle | 0 | 156 | 166 | 0 | 97 | 0 | 8 | 0 | 0 | 427 |
| Restricted Mesh Size | **Alaska** | **0** | **620** | **820** | **0** | **264** | **0** | **15** | **0** | **0** | **1,719** |
| | Upper | 0 | 6 | 29 | 0 | 130 | 0 | 36 | 0 | 0 | 201 |
| | **Total** | **0** | **626** | **849** | **0** | **394** | **0** | **51** | **0** | **0** | **1,920** |
| Period 8 | Lower | 0 | 267 | 388 | 0 | 146 | 0 | 4 | 0 | 0 | 805 |
| 08-Jul | Middle | 0 | 90 | 98 | 0 | 85 | 0 | 5 | 0 | 0 | 278 |
| Restricted Mesh Size | **Alaska** | **0** | **357** | **486** | **0** | **231** | **0** | **9** | **0** | **0** | **1,083** |
| | Upper | 0 | 3 | 17 | 0 | 114 | 0 | 20 | 0 | 0 | 154 |
| | **Total** | **0** | **360** | **503** | **0** | **345** | **0** | **29** | **0** | **0** | **1,237** |
| Period 9 | Lower | 0 | 50 | 95 | 2 | 36 | 0 | 1 | 0 | 0 | 184 |
| 12-Jul | Middle | 0 | 17 | 24 | 2 | 21 | 0 | 1 | 0 | 0 | 65 |
| Restricted Mesh Size | **Alaska** | **0** | **67** | **119** | **4** | **57** | **0** | **2** | **0** | **0** | **249** |
| | Upper | 0 | 0 | 4 | 2 | 28 | 0 | 4 | 0 | 0 | 38 |
| | **Total** | **0** | **67** | **123** | **6** | **85** | **0** | **6** | **0** | **0** | **287** |
| Period 10 | Lower | 0 | 64 | 90 | 0 | 23 | 0 | 1 | 0 | 0 | 178 |
| 15-Jul | Middle | 0 | 21 | 23 | 0 | 13 | 0 | 1 | 0 | 0 | 58 |
| Restricted Mesh Size | **Alaska** | **0** | **85** | **113** | **0** | **36** | **0** | **2** | **0** | **0** | **236** |
| | Upper | 0 | 1 | 4 | 0 | 18 | 0 | 5 | 0 | 0 | 28 |
| | **Total** | **0** | **86** | **117** | **0** | **54** | **0** | **7** | **0** | **0** | **264** |

Appendix Table B.2. Yukon River District 1 chinook salmon commercial and subsistence catch by age, run of origin and fishery, 1982.

| Strata | Stock Group | Age Group 1.1 | 1.2 | 1.3 | 2.2 | 1.4 | 2.3 | 1.5 | 2.4 | 2.5 | Total |
|---|---|---|---|---|---|---|---|---|---|---|---|
| Unrestricted Mesh Size Season Total | Lower | 0 | 1,847 | 6,932 | 0 | 3,744 | 0 | 168 | 0 | 0 | 12,691 |
| | Middle | 0 | 1,020 | 2,889 | 0 | 14,657 | 13 | 1,156 | 38 | 0 | 19,773 |
| | **Alaska** | **0** | **2,867** | **9,821** | **0** | **18,401** | **13** | **1,324** | **38** | **0** | **32,464** |
| | Upper | 0 | 234 | 3,019 | 37 | 25,670 | 361 | 7,294 | 1,271 | 393 | 38,279 |
| | **Total** | **0** | **3,101** | **12,840** | **37** | **44,071** | **374** | **8,618** | **1,309** | **393** | **70,743** |
| Restricted Mesh Size Season Total | Lower | 0 | 845 | 1,227 | 2 | 372 | 0 | 13 | 0 | 0 | 2,459 |
| | Middle | 0 | 284 | 311 | 2 | 216 | 0 | 15 | 0 | 0 | 828 |
| | **Alaska** | **0** | **1,129** | **1,538** | **4** | **588** | **0** | **28** | **0** | **0** | **3,287** |
| | Upper | 0 | 10 | 54 | 2 | 290 | 0 | 65 | 0 | 0 | 421 |
| | **Total** | **0** | **1,139** | **1,592** | **6** | **878** | **0** | **93** | **0** | **0** | **3,708** |
| Commercial Season Total | Lower | 0 | 2,692 | 8,159 | 2 | 4,116 | 0 | 181 | 0 | 0 | 15,150 |
| | Middle | 0 | 1,304 | 3,200 | 2 | 14,873 | 13 | 1,171 | 38 | 0 | 20,601 |
| | **Alaska** | **0** | **3,996** | **11,359** | **4** | **18,989** | **13** | **1,352** | **38** | **0** | **35,751** |
| | Upper | 0 | 244 | 3,073 | 39 | 25,960 | 361 | 7,359 | 1,271 | 393 | 38,700 |
| | **Total** | **0** | **4,240** | **14,432** | **43** | **44,949** | **374** | **8,711** | **1,309** | **393** | **74,451** |
| Subsistence | Lower | 0 | 25 | 80 | 0 | 68 | 0 | 2 | 0 | 0 | 175 |
| | Middle | 0 | 58 | 141 | 0 | 415 | 0 | 18 | 1 | 0 | 633 |
| | **Alaska** | **0** | **83** | **221** | **0** | **483** | **0** | **20** | **1** | **0** | **808** |
| | Upper | 0 | 15 | 161 | 0 | 1,088 | 11 | 171 | 51 | 6 | 1,503 |
| | **Total** | **0** | **98** | **382** | **0** | **1,571** | **11** | **191** | **52** | **6** | **2,311** |
| Season Total | Lower | 0 | 2,717 | 8,239 | 2 | 4,184 | 0 | 183 | 0 | 0 | 15,325 |
| | Middle | 0 | 1,362 | 3,341 | 2 | 15,288 | 13 | 1,189 | 39 | 0 | 21,234 |
| | **Alaska** | **0** | **4,079** | **11,580** | **4** | **19,472** | **13** | **1,372** | **39** | **0** | **36,559** |
| | Upper | 0 | 259 | 3,234 | 39 | 27,048 | 372 | 7,530 | 1,322 | 399 | 40,203 |
| | **Total** | **0** | **4,338** | **14,814** | **43** | **46,520** | **385** | **8,902** | **1,361** | **399** | **76,762** |

Appendix Table B.3. Yukon River District 2 chinook salmon commercial catch by age, run of origin and period, 1982.

| Strata | Stock Group | Age Group 1.1 | 1.2 | 1.3 | 2.2 | 1.4 | 2.3 | 1.5 | 2.4 | 2.5 | Total |
|---|---|---|---|---|---|---|---|---|---|---|---|
| Period 1 | Lower | 0 | 4 | 71 | 0 | 96 | 0 | 4 | 0 | 0 | 175 |
| 16-Jun | Middle | 0 | 14 | 170 | 0 | 247 | 0 | 20 | 1 | 0 | 452 |
| Unrestricted | | | | | | | | | | | |
| Mesh Size | **Alaska** | **0** | **18** | **241** | **0** | **343** | **0** | **24** | **1** | **0** | **627** |
| | Upper | 0 | 2 | 93 | 0 | 2,429 | 0 | 684 | 137 | 0 | 3,345 |
| | **Total** | **0** | **20** | **334** | **0** | **2,772** | **0** | **708** | **138** | **0** | **3,972** |
| Period 2 | Lower | 0 | 17 | 180 | 0 | 495 | 0 | 26 | 0 | 0 | 718 |
| 20-Jun | Middle | 0 | 54 | 433 | 0 | 1,779 | 0 | 165 | 3 | 0 | 2,434 |
| Unrestricted | | | | | | | | | | | |
| Mesh Size | **Alaska** | **0** | **71** | **613** | **0** | **2,274** | **0** | **191** | **3** | **0** | **3,152** |
| | Upper | 0 | 6 | 238 | 0 | 3,183 | 0 | 1,048 | 113 | 39 | 4,627 |
| | **Total** | **0** | **77** | **851** | **0** | **5,457** | **0** | **1,239** | **116** | **39** | **7,779** |
| Period 3 | Lower | 0 | 56 | 383 | 0 | 268 | 0 | 11 | 0 | 0 | 718 |
| 23-Jun | Middle | 0 | 180 | 919 | 0 | 2,811 | 2 | 206 | 5 | 0 | 4,123 |
| Unrestricted | | | | | | | | | | | |
| Mesh Size | **Alaska** | **0** | **236** | **1,302** | **0** | **3,079** | **2** | **217** | **5** | **0** | **4,841** |
| | Upper | 0 | 22 | 503 | 0 | 4,914 | 50 | 1,278 | 201 | 52 | 7,020 |
| | **Total** | **0** | **258** | **1,805** | **0** | **7,993** | **52** | **1,495** | **206** | **52** | **11,861** |
| Period 4 | Lower | 0 | 37 | 135 | 0 | 164 | 0 | 11 | 0 | 0 | 347 |
| 27-Jun | Middle | 0 | 119 | 323 | 0 | 743 | 4 | 88 | 1 | 0 | 1,278 |
| Unrestricted | | | | | | | | | | | |
| Mesh Size | **Alaska** | **0** | **156** | **458** | **0** | **907** | **4** | **99** | **1** | **0** | **1,625** |
| | Upper | 0 | 14 | 177 | 0 | 1,046 | 94 | 438 | 24 | 24 | 1,817 |
| | **Total** | **0** | **170** | **635** | **0** | **1,953** | **98** | **537** | **25** | **24** | **3,442** |
| Period 5 | Lower | 0 | 81 | 282 | 0 | 328 | 0 | 13 | 0 | 0 | 704 |
| 30-Jun | Middle | 0 | 257 | 677 | 0 | 2,405 | 6 | 166 | 1 | 0 | 3,512 |
| Unrestricted | | | | | | | | | | | |
| Mesh Size | **Alaska** | **0** | **338** | **959** | **0** | **2,733** | **6** | **179** | **1** | **0** | **4,216** |
| | Upper | 0 | 31 | 371 | 0 | 3,026 | 141 | 744 | 36 | 37 | 4,386 |
| | **Total** | **0** | **369** | **1,330** | **0** | **5,759** | **147** | **923** | **37** | **37** | **8,602** |
| Period 6 | Lower | 0 | 571 | 452 | 0 | 100 | 0 | 2 | 0 | 0 | 1,125 |
| 4-Jul | Middle | 0 | 63 | 38 | 0 | 90 | 1 | 3 | 0 | 0 | 195 |
| Restricted | | | | | | | | | | | |
| Mesh Size | **Alaska** | **0** | **634** | **490** | **0** | **190** | **1** | **5** | **0** | **0** | **1,320** |
| | Upper | 0 | 35 | 95 | 12 | 145 | 23 | 19 | 12 | 0 | 341 |
| | **Total** | **0** | **669** | **585** | **12** | **335** | **24** | **24** | **12** | **0** | **1,661** |
| Period 7 | Lower | 0 | 313 | 321 | 0 | 75 | 0 | 1 | 0 | 0 | 710 |
| 7-Jul | Middle | 0 | 35 | 27 | 0 | 67 | 0 | 2 | 0 | 0 | 131 |
| Restricted | | | | | | | | | | | |
| Mesh Size | **Alaska** | **0** | **348** | **348** | **0** | **142** | **0** | **3** | **0** | **0** | **841** |
| | Upper | 0 | 19 | 68 | 8 | 108 | 8 | 13 | 0 | 0 | 224 |
| | **Total** | **0** | **367** | **416** | **8** | **250** | **8** | **16** | **0** | **0** | **1,065** |
| Period 8 | Lower | 0 | 134 | 106 | 0 | 24 | 0 | 1 | 0 | 0 | 265 |
| 11-Jul | Middle | 0 | 15 | 9 | 0 | 21 | 0 | 1 | 0 | 0 | 46 |
| Restricted | | | | | | | | | | | |
| Mesh Size | **Alaska** | **0** | **149** | **115** | **0** | **45** | **0** | **2** | **0** | **0** | **311** |
| | Upper | 0 | 8 | 22 | 3 | 34 | 5 | 5 | 3 | 0 | 80 |
| | **Total** | **0** | **157** | **137** | **3** | **79** | **5** | **7** | **3** | **0** | **391** |
| Period 9 | Lower | 0 | 123 | 98 | 0 | 22 | 0 | 0 | 0 | 0 | 243 |
| 14-Jul | Middle | 0 | 14 | 8 | 0 | 19 | 0 | 1 | 0 | 0 | 42 |
| Restricted | | | | | | | | | | | |
| Mesh Size | **Alaska** | **0** | **137** | **106** | **0** | **41** | **0** | **1** | **0** | **0** | **285** |
| | Upper | 0 | 8 | 20 | 3 | 31 | 5 | 4 | 3 | 0 | 74 |
| | **Total** | **0** | **145** | **126** | **3** | **72** | **5** | **5** | **3** | **0** | **359** |

Appendix Table B.4. Yukon River District 2 chinook salmon commercial and subsistence catch by age, run of origin and fishery, 1982.

| Strata | Stock Group | Age Group 1.1 | 1.2 | 1.3 | 2.2 | 1.4 | 2.3 | 1.5 | 2.4 | 2.5 | Total |
|---|---|---|---|---|---|---|---|---|---|---|---|
| Unrestricted Mesh Size Season Total | Lower | 0 | 195 | 1,051 | 0 | 1,351 | 0 | 65 | 0 | 0 | 2,662 |
| | Middle | 0 | 624 | 2,522 | 0 | 7,985 | 12 | 645 | 11 | 0 | 11,799 |
| | **Alaska** | **0** | **819** | **3,573** | **0** | **9,336** | **12** | **710** | **11** | **0** | **14,461** |
| | Upper | 0 | 75 | 1,382 | 0 | 14,598 | 285 | 4,192 | 511 | 152 | 21,195 |
| | **Total** | **0** | **894** | **4,955** | **0** | **23,934** | **297** | **4,902** | **522** | **152** | **35,656** |
| Restricted Mesh Size Season Total | Lower | 0 | 1,141 | 977 | 0 | 221 | 0 | 4 | 0 | 0 | 2,343 |
| | Middle | 0 | 127 | 82 | 0 | 197 | 1 | 7 | 0 | 0 | 414 |
| | **Alaska** | **0** | **1,268** | **1,059** | **0** | **418** | **1** | **11** | **0** | **0** | **2,757** |
| | Upper | 0 | 70 | 205 | 26 | 318 | 41 | 41 | 18 | 0 | 719 |
| | **Total** | **0** | **1,338** | **1,264** | **26** | **736** | **42** | **52** | **18** | **0** | **3,476** |
| Commercial Season Total | Lower | 0 | 1,336 | 2,028 | 0 | 1,572 | 0 | 69 | 0 | 0 | 5,005 |
| | Middle | 0 | 751 | 2,604 | 0 | 8,182 | 13 | 652 | 11 | 0 | 12,213 |
| | **Alaska** | **0** | **2,087** | **4,632** | **0** | **9,754** | **13** | **721** | **11** | **0** | **17,218** |
| | Upper | 0 | 145 | 1,587 | 26 | 14,916 | 326 | 4,233 | 529 | 152 | 21,914 |
| | **Total** | **0** | **2,232** | **6,219** | **26** | **24,670** | **339** | **4,954** | **540** | **152** | **39,132** |
| Subsistence | Lower | 0 | 10 | 51 | 0 | 55 | 0 | 2 | 0 | 0 | 118 |
| | Middle | 0 | 24 | 104 | 0 | 222 | 0 | 13 | 1 | 0 | 364 |
| | **Alaska** | **0** | **34** | **155** | **0** | **277** | **0** | **15** | **1** | **0** | **482** |
| | Upper | 0 | 6 | 85 | 0 | 1,180 | 4 | 287 | 63 | 2 | 1,627 |
| | **Total** | **0** | **40** | **240** | **0** | **1,457** | **4** | **302** | **64** | **2** | **2,109** |
| Season Total | Lower | 0 | 1,346 | 2,079 | 0 | 1,627 | 0 | 71 | 0 | 0 | 5,123 |
| | Middle | 0 | 775 | 2,708 | 0 | 8,404 | 13 | 665 | 12 | 0 | 12,577 |
| | **Alaska** | **0** | **2,121** | **4,787** | **0** | **10,031** | **13** | **736** | **12** | **0** | **17,700** |
| | Upper | 0 | 151 | 1,672 | 26 | 16,096 | 330 | 4,520 | 592 | 154 | 23,541 |
| | **Total** | **0** | **2,272** | **6,459** | **26** | **26,127** | **343** | **5,256** | **604** | **154** | **41,241** |

Appendix Table B.5. Yukon River District 3 chinook salmon commercial catch by period, and subsistence catch by age, run of origin and fishery, 1982.

| Strata | Stock Group | Age Group 1.1 | 1.2 | 1.3 | 2.2 | 1.4 | 2.3 | 1.5 | 2.4 | 2.5 | Total |
|---|---|---|---|---|---|---|---|---|---|---|---|
| Period 1 | Lower | 0 | 10 | 36 | 0 | 42 | 0 | 2 | 0 | 0 | 90 |
| 28-Jun | Middle | 0 | 33 | 87 | 0 | 310 | 1 | 21 | 0 | 0 | 452 |
| Unrestricted | | | | | | | | | | | |
| Mesh Size | **Alaska** | **0** | **43** | **123** | **0** | **352** | **1** | **23** | **0** | **0** | **542** |
| | Upper | 0 | 4 | 48 | 0 | 389 | 18 | 96 | 5 | 5 | 565 |
| | **Total** | **0** | **47** | **171** | **0** | **741** | **19** | **119** | **5** | **5** | **1,107** |
| Period 2 | Lower | 0 | 5 | 19 | 0 | 22 | 0 | 1 | 0 | 0 | 47 |
| 01-Jul | Middle | 0 | 17 | 45 | 0 | 160 | 0 | 11 | 0 | 0 | 233 |
| Unrestricted | | | | | | | | | | | |
| Mesh Size | **Alaska** | **0** | **22** | **64** | **0** | **182** | **0** | **12** | **0** | **0** | **280** |
| | Upper | 0 | 2 | 25 | 0 | 201 | 9 | 50 | 2 | 3 | 292 |
| | **Total** | **0** | **24** | **89** | **0** | **383** | **9** | **62** | **2** | **3** | **572** |
| Period 3 | Lower | 0 | 320 | 253 | 0 | 56 | 0 | 1 | 0 | 0 | 630 |
| 05-Jul | Middle | 0 | 35 | 21 | 0 | 50 | 0 | 2 | 0 | 0 | 108 |
| Unrestricted | | | | | | | | | | | |
| Mesh Size | **Alaska** | **0** | **355** | **274** | **0** | **106** | **0** | **3** | **0** | **0** | **738** |
| | Upper | 0 | 20 | 53 | 7 | 81 | 13 | 11 | 7 | 0 | 192 |
| | **Total** | **0** | **375** | **327** | **7** | **187** | **13** | **14** | **7** | **0** | **930** |
| Commercial | Lower | 0 | 335 | 308 | 0 | 120 | 0 | 4 | 0 | 0 | 767 |
| Season Total | Middle | 0 | 85 | 153 | 0 | 520 | 1 | 34 | 0 | 0 | 793 |
| | **Alaska** | **0** | **420** | **461** | **0** | **640** | **1** | **38** | **0** | **0** | **1,560** |
| | Upper | 0 | 26 | 126 | 7 | 671 | 40 | 157 | 14 | 8 | 1,049 |
| | **Total** | **0** | **446** | **587** | **7** | **1,311** | **41** | **195** | **14** | **8** | **2,609** |
| Subsistence | Lower | 0 | 16 | 81 | 0 | 88 | 0 | 3 | 0 | 0 | 188 |
| Catch | Middle | 0 | 38 | 166 | 0 | 354 | 0 | 21 | 2 | 0 | 581 |
| | **Alaska** | **0** | **54** | **247** | **0** | **442** | **0** | **24** | **2** | **0** | **769** |
| | Upper | 0 | 10 | 135 | 0 | 1,879 | 6 | 457 | 100 | 3 | 2,590 |
| | **Total** | **0** | **64** | **382** | **0** | **2,321** | **6** | **481** | **102** | **3** | **3,359** |
| Season Total | Lower | 0 | 351 | 389 | 0 | 208 | 0 | 7 | 0 | 0 | 955 |
| | Middle | 0 | 123 | 319 | 0 | 874 | 1 | 55 | 2 | 0 | 1,374 |
| | **Alaska** | **0** | **474** | **708** | **0** | **1,082** | **1** | **62** | **2** | **0** | **2,329** |
| | Upper | 0 | 36 | 261 | 7 | 2,550 | 46 | 614 | 114 | 11 | 3,639 |
| | **Total** | **0** | **510** | **969** | **7** | **3,632** | **47** | **676** | **116** | **11** | **5,968** |

Appendix Table B.6. Yukon River District 4 chinook salmon commercial and subsistence catch by age, run of origin and fishery, 1982.

| Strata | Stock Group | Age Group 1.1 | 1.2 | 1.3 | 2.2 | 1.4 | 2.3 | 1.5 | 2.4 | 2.5 | Total |
|---|---|---|---|---|---|---|---|---|---|---|---|
| Commercial Gillnet Season Total | Lower | 24 | 108 | 76 | 0 | 33 | 0 | 1 | 0 | 0 | 242 |
| | Middle | 24 | 28 | 38 | 0 | 144 | 0 | 12 | 0 | 0 | 246 |
| | **Alaska** | **48** | **136** | **114** | **0** | **177** | **0** | **13** | **0** | **0** | **488** |
| | Upper | 24 | 8 | 31 | 0 | 186 | 0 | 58 | 0 | 0 | 307 |
| | **Total** | **72** | **144** | **145** | **0** | **363** | **0** | **71** | **0** | **0** | **724** |
| Commercial Fishwheel Season Total | Lower | 6 | 127 | 68 | 0 | 9 | 0 | 0 | 0 | 0 | 210 |
| | Middle | 6 | 27 | 13 | 0 | 7 | 0 | 0 | 0 | 0 | 53 |
| | **Alaska** | **12** | **154** | **81** | **0** | **16** | **0** | **0** | **0** | **0** | **263** |
| | Upper | 6 | 5 | 8 | 0 | 10 | 0 | 0 | 0 | 0 | 29 |
| | **Total** | **18** | **159** | **89** | **0** | **26** | **0** | **0** | **0** | **0** | **292** |
| Commercial Season Total | Lower | 30 | 235 | 144 | 0 | 42 | 0 | 1 | 0 | 0 | 452 |
| | Middle | 30 | 55 | 51 | 0 | 151 | 0 | 12 | 0 | 0 | 299 |
| | **Alaska** | **60** | **290** | **195** | **0** | **193** | **0** | **13** | **0** | **0** | **751** |
| | Upper | 30 | 13 | 39 | 0 | 196 | 0 | 58 | 0 | 0 | 336 |
| | **Total** | **90** | **303** | **234** | **0** | **389** | **0** | **71** | **0** | **0** | **1,016** |
| Subsistence Season Total | Lower | 116 | 908 | 556 | 0 | 162 | 0 | 4 | 0 | 0 | 1,746 |
| | Middle | 116 | 213 | 197 | 0 | 583 | 0 | 46 | 0 | 0 | 1,155 |
| | **Alaska** | **232** | **1,121** | **753** | **0** | **745** | **0** | **50** | **0** | **0** | **2,901** |
| | Upper | 116 | 50 | 151 | 0 | 757 | 0 | 224 | 0 | 0 | 1,298 |
| | **Total** | **348** | **1,171** | **904** | **0** | **1,502** | **0** | **274** | **0** | **0** | **3,925** |
| Season Total | Lower | 146 | 1,143 | 700 | 0 | 204 | 0 | 5 | 0 | 0 | 2,198 |
| | Middle | 146 | 268 | 248 | 0 | 734 | 0 | 58 | 0 | 0 | 1,454 |
| | **Alaska** | **292** | **1,411** | **948** | **0** | **938** | **0** | **63** | **0** | **0** | **3,652** |
| | Upper | 146 | 63 | 190 | 0 | 953 | 0 | 282 | 0 | 0 | 1,634 |
| | **Total** | **438** | **1,474** | **1,138** | **0** | **1,891** | **0** | **345** | **0** | **0** | **4,941** |

Appendix Table B.7. Yukon River District 5 chinook salmon commercial and subsistence catch by age and fishery, 1982, with run of origin presumed to be Upper Run based on geographic location.

| Strata | Stock Group | Age Group 1.1 | 1.2 | 1.3 | 2.2 | 1.4 | 2.3 | 1.5 | 2.4 | 2.5 | Total |
|---|---|---|---|---|---|---|---|---|---|---|---|
| Commercial Fishwheel | Upper | 410 | 341 | 546 | 0 | 683 | 0 | 0 | 0 | 0 | 1,980 |
| Commercial Gillnet | Upper | 0 | 159 | 561 | 12 | 1,697 | 98 | 781 | 97 | 0 | 3,405 |
| Commercial Season Total | Upper | 410 | 500 | 1,107 | 12 | 2,380 | 98 | 781 | 97 | 0 | 5,385 |
| Subsistence | Upper | 978 | 1,192 | 2,639 | 29 | 5,674 | 234 | 1,862 | 231 | 0 | 12,839 |
| Season Total | Upper | 1,388 | 1,692 | 3,746 | 41 | 8,054 | 332 | 2,643 | 328 | 0 | 18,224 |

Appendix Table B.8. Yukon River District 6 chinook salmon commercial, subsistence and sport fish catch by age and fishery, 1982, with run of origin presumed to be Middle Run based on geographic location.

| Strata | Stock Group | Age Group 1.1 | 1.2 | 1.3 | 2.2 | 1.4 | 2.3 | 1.5 | 2.4 | 2.5 | Total |
|---|---|---|---|---|---|---|---|---|---|---|---|
| Commercial Fishwheel | Middle | 0 | 127 | 379 | 0 | 255 | 0 | 42 | 0 | 0 | 803 |
| Commercial Gillnet | Middle | 0 | 76 | 41 | 2 | 59 | 0 | 0 | 0 | 0 | 178 |
| Commercial Season Total | Middle | 0 | 203 | 420 | 2 | 314 | 0 | 42 | 0 | 0 | 981 |
| Sport Fish Catch | Middle | 3 | 274 | 287 | 0 | 393 | 1 | 47 | 1 | 0 | 1,006 |
| Subsistence | Middle | 0 | 691 | 1,431 | 7 | 1,069 | 0 | 143 | 0 | 0 | 3,341 |
| Season Total | Middle | 3 | 1,168 | 2,138 | 9 | 1,776 | 1 | 232 | 1 | 0 | 5,328 |

Appendix Table B.9. Yukon River Canadian chinook salmon commercial and non-commercial catch by age and fishery, 1982, with run of origin presumed to be Upper Run based on geographic location.

| Strata | Stock Group | Age Group 1.1 | 1.2 | 1.3 | 2.2 | 1.4 | 2.3 | 1.5 | 2.4 | 2.5 | Total |
|---|---|---|---|---|---|---|---|---|---|---|---|
| Commercial | Upper | 0 | 373 | 1,429 | 31 | 4,320 | 249 | 1,989 | 249 | 0 | 8,640 |
| Non-Commercial | Upper | 0 | 370 | 1,417 | 31 | 4,284 | 247 | 1,972 | 247 | 0 | 8,568 |
| Season Total | Upper | 0 | 743 | 2,846 | 62 | 8,604 | 496 | 3,961 | 496 | 0 | 17,208 |

Appendix Table B.10. Yukon River chinook salmon catch by age, run of origin and fishery, 1982.

| Strata | Fishery | Stock Group | Age Group 1.1 | 1.2 | 1.3 | 2.2 | 1.4 | 2.3 | 1.5 | 2.4 | 2.5 | Total |
|---|---|---|---|---|---|---|---|---|---|---|---|---|
| 1 | Commercial | Lower | 0 | 2,692 | 8,159 | 2 | 4,116 | 0 | 181 | 0 | 0 | 15,150 |
| | | Middle | 0 | 1,304 | 3,200 | 2 | 14,673 | 13 | 1,171 | 38 | 0 | 20,601 |
| | | **Alaska** | **0** | **3,996** | **11,359** | **4** | **18,989** | **13** | **1,352** | **38** | **0** | **35,751** |
| | | Upper | 0 | 244 | 3,073 | 39 | 25,960 | 361 | 7,359 | 1,271 | 393 | 38,700 |
| | | **Total** | **0** | **4,240** | **14,432** | **43** | **44,949** | **374** | **8,711** | **1,309** | **393** | **74,451** |
| | Subsistence | Lower | 0 | 25 | 80 | 0 | 68 | 0 | 2 | 0 | 0 | 175 |
| | | Middle | 0 | 58 | 141 | 0 | 415 | 0 | 18 | 1 | 0 | 633 |
| | | **Alaska** | **0** | **83** | **221** | **0** | **483** | **0** | **20** | **1** | **0** | **808** |
| | | Upper | 0 | 15 | 161 | 0 | 1,088 | 11 | 171 | 51 | 6 | 1,503 |
| | | **Total** | **0** | **98** | **382** | **0** | **1,571** | **11** | **191** | **52** | **6** | **2,311** |
| 2 | Commercial | Lower | 0 | 1,336 | 2,028 | 0 | 1,572 | 0 | 69 | 0 | 0 | 5,005 |
| | | Middle | 0 | 751 | 2,604 | 0 | 8,182 | 13 | 652 | 11 | 0 | 12,213 |
| | | **Alaska** | **0** | **2,087** | **4,632** | **0** | **9,754** | **13** | **721** | **11** | **0** | **17,218** |
| | | Upper | 0 | 145 | 1,587 | 26 | 14,916 | 326 | 4,233 | 529 | 152 | 21,914 |
| | | **Total** | **0** | **2,232** | **6,219** | **26** | **24,670** | **339** | **4,954** | **540** | **152** | **39,132** |
| | Subsistence | Lower | 0 | 10 | 51 | 0 | 55 | 0 | 2 | 0 | 0 | 118 |
| | | Middle | 0 | 24 | 104 | 0 | 222 | 0 | 13 | 1 | 0 | 364 |
| | | **Alaska** | **0** | **34** | **155** | **0** | **277** | **0** | **15** | **1** | **0** | **482** |
| | | Upper | 0 | 6 | 85 | 0 | 1,180 | 4 | 287 | 63 | 2 | 1,627 |
| | | **Total** | **0** | **40** | **240** | **0** | **1,457** | **4** | **302** | **64** | **2** | **2,109** |
| 3 | Commercial | Lower | 0 | 335 | 308 | 0 | 120 | 0 | 4 | 0 | 0 | 767 |
| | | Middle | 0 | 85 | 153 | 0 | 520 | 1 | 34 | 0 | 0 | 793 |
| | | **Alaska** | **0** | **420** | **461** | **0** | **640** | **1** | **38** | **0** | **0** | **1,560** |
| | | Upper | 0 | 26 | 126 | 7 | 671 | 40 | 157 | 14 | 8 | 1,049 |
| | | **Total** | **0** | **446** | **587** | **7** | **1,311** | **41** | **195** | **14** | **8** | **2,609** |
| | Subsistence | Lower | 0 | 16 | 81 | 0 | 88 | 0 | 3 | 0 | 0 | 188 |
| | | Middle | 0 | 38 | 166 | 0 | 354 | 0 | 21 | 2 | 0 | 581 |
| | | **Alaska** | **0** | **54** | **247** | **0** | **442** | **0** | **24** | **2** | **0** | **769** |
| | | Upper | 0 | 10 | 135 | 0 | 1,879 | 6 | 457 | 100 | 3 | 2,590 |
| | | **Total** | **0** | **64** | **382** | **0** | **2,321** | **6** | **481** | **102** | **3** | **3,359** |
| 4 | Commercial | Lower | 30 | 235 | 144 | 0 | 42 | 0 | 1 | 0 | 0 | 452 |
| | | Middle | 30 | 55 | 51 | 0 | 151 | 0 | 12 | 0 | 0 | 299 |
| | | **Alaska** | **60** | **290** | **195** | **0** | **193** | **0** | **13** | **0** | **0** | **751** |
| | | Upper | 30 | 13 | 39 | 0 | 196 | 0 | 58 | 0 | 0 | 336 |
| | | **Total** | **90** | **303** | **234** | **0** | **389** | **0** | **71** | **0** | **0** | **1,087** |
| | Subsistence | Lower | 116 | 908 | 556 | 0 | 162 | 0 | 4 | 0 | 0 | 1,746 |
| | | Middle | 116 | 213 | 197 | 0 | 583 | 0 | 46 | 0 | 0 | 1,155 |
| | | **Alaska** | **232** | **1,121** | **753** | **0** | **745** | **0** | **50** | **0** | **0** | **2,901** |
| | | Upper | 116 | 50 | 151 | 0 | 757 | 0 | 224 | 0 | 0 | 1,298 |
| | | **Total** | **348** | **1,171** | **904** | **0** | **1,502** | **0** | **274** | **0** | **0** | **4,199** |
| 5 | Commercial | Upper | 410 | 500 | 1,107 | 12 | 2,380 | 98 | 781 | 97 | 0 | 5,385 |
| | Subsistence | Upper | 978 | 1,192 | 2,639 | 29 | 5,674 | 234 | 1,862 | 231 | 0 | 12,839 |
| 6 | Commercial | Middle | 0 | 203 | 420 | 2 | 314 | 0 | 42 | 0 | 0 | 981 |
| | Sport Fish | Middle | 3 | 274 | 287 | 0 | 393 | 1 | 47 | 1 | 0 | 1,006 |
| | Subsistence | Middle | 0 | 691 | 1,431 | 7 | 1,069 | 0 | 143 | 0 | 0 | 3,341 |
| Alaska Total | | Lower | 146 | 5,557 | 11,407 | 2 | 6,223 | 0 | 266 | 0 | 0 | 23,601 |
| | | Middle | 146 | 2,531 | 7,784 | 2,140 | 25,309 | 1,803 | 1,968 | 285 | 1 | 41,967 |
| | | **Alaska** | **292** | **8,088** | **19,191** | **2,142** | **31,532** | **1,803** | **2,234** | **285** | **1** | **65,568** |
| | | Upper | 146 | 1,897 | 7,049 | 3,818 | 46,688 | 8,802 | 13,278 | 4,671 | 892 | 87,241 |
| | | **Total** | **438** | **9,985** | **26,240** | **5,960** | **78,220** | **10,605** | **15,512** | **4,956** | **893** | **152,809** |
| Canada Total | Commercial | Upper | 0 | 373 | 1,429 | 31 | 4,320 | 249 | 1,989 | 249 | 0 | 8,640 |
| | Non-Commercial | Upper | 0 | 370 | 1,417 | 31 | 4,284 | 247 | 1,972 | 247 | 0 | 8,568 |
| | | **Total** | **0** | **743** | **2,846** | **62** | **8,604** | **496** | **3,961** | **496** | **0** | **17,208** |
| Total Harvest | | Lower | 146 | 5,557 | 11,407 | 2 | 6,223 | 0 | 266 | 0 | 0 | 23,601 |
| | | Middle | 146 | 2,531 | 7,784 | 2,140 | 25,309 | 1,803 | 1,968 | 285 | 1 | 41,967 |
| | | **Alaska** | **292** | **8,088** | **19,191** | **2,142** | **31,532** | **1,803** | **2,234** | **285** | **1** | **65,568** |
| | | Upper | 146 | 2,640 | 9,895 | 3,880 | 55,292 | 9,298 | 17,239 | 5,167 | 892 | 104,449 |
| | | **Total** | **438** | **10,728** | **29,086** | **6,022** | **86,824** | **11,101** | **19,473** | **5,452** | **893** | **170,017** |

Appendix Table B.11. Yukon River chinook salmon catch proportions by age, run of origin and fishery, 1982.

| Strata | Fishery | Stock Group | Age Group 1.1 | 1.2 | 1.3 | 2.2 | 1.4 | 2.3 | 1.5 | 2.4 | 2.5 | Total |
|---|---|---|---|---|---|---|---|---|---|---|---|---|
| 1 | Commercial | Lower | 0.000 | 0.036 | 0.110 | 0.000 | 0.055 | 0.000 | 0.002 | 0.000 | 0.000 | 0.203 |
| | | Middle | 0.000 | 0.018 | 0.043 | 0.000 | 0.200 | 0.000 | 0.016 | 0.001 | 0.000 | 0.277 |
| | | **Alaska** | **0.000** | **0.054** | **0.153** | **0.000** | **0.255** | **0.000** | **0.018** | **0.001** | **0.000** | **0.480** |
| | | Upper | 0.000 | 0.003 | 0.041 | 0.001 | 0.349 | 0.005 | 0.099 | 0.017 | 0.005 | 0.520 |
| | | **Total** | **0.000** | **0.057** | **0.194** | **0.001** | **0.604** | **0.005** | **0.117** | **0.018** | **0.005** | **1.000** |
| | Subsistence | Lower | 0.000 | 0.011 | 0.035 | 0.000 | 0.029 | 0.000 | 0.001 | 0.000 | 0.000 | 0.076 |
| | | Middle | 0.000 | 0.025 | 0.061 | 0.000 | 0.180 | 0.000 | 0.008 | 0.000 | 0.000 | 0.274 |
| | | **Alaska** | **0.000** | **0.036** | **0.096** | **0.000** | **0.209** | **0.000** | **0.009** | **0.000** | **0.000** | **0.350** |
| | | Upper | 0.000 | 0.006 | 0.070 | 0.000 | 0.471 | 0.005 | 0.074 | 0.022 | 0.003 | 0.650 |
| | | **Total** | **0.000** | **0.042** | **0.165** | **0.000** | **0.680** | **0.005** | **0.083** | **0.023** | **0.003** | **1.000** |
| 2 | Commercial | Lower | 0.000 | 0.034 | 0.052 | 0.000 | 0.040 | 0.000 | 0.002 | 0.000 | 0.000 | 0.128 |
| | | Middle | 0.000 | 0.019 | 0.067 | 0.000 | 0.209 | 0.000 | 0.017 | 0.000 | 0.000 | 0.312 |
| | | **Alaska** | **0.000** | **0.053** | **0.118** | **0.000** | **0.249** | **0.000** | **0.018** | **0.000** | **0.000** | **0.440** |
| | | Upper | 0.000 | 0.004 | 0.041 | 0.001 | 0.381 | 0.008 | 0.108 | 0.014 | 0.004 | 0.560 |
| | | **Total** | **0.000** | **0.057** | **0.159** | **0.001** | **0.630** | **0.009** | **0.127** | **0.014** | **0.004** | **1.000** |
| | Subsistence | Lower | 0.000 | 0.005 | 0.024 | 0.000 | 0.026 | 0.000 | 0.001 | 0.000 | 0.000 | 0.056 |
| | | Middle | 0.000 | 0.011 | 0.049 | 0.000 | 0.105 | 0.000 | 0.006 | 0.000 | 0.000 | 0.173 |
| | | **Alaska** | **0.000** | **0.016** | **0.073** | **0.000** | **0.131** | **0.000** | **0.007** | **0.000** | **0.000** | **0.229** |
| | | Upper | 0.000 | 0.003 | 0.040 | 0.000 | 0.560 | 0.002 | 0.136 | 0.030 | 0.001 | 0.771 |
| | | **Total** | **0.000** | **0.019** | **0.114** | **0.000** | **0.691** | **0.002** | **0.143** | **0.030** | **0.001** | **1.000** |
| 3 | Commercial | Lower | 0.000 | 0.128 | 0.118 | 0.000 | 0.046 | 0.000 | 0.002 | 0.000 | 0.000 | 0.294 |
| | | Middle | 0.000 | 0.033 | 0.059 | 0.000 | 0.199 | 0.000 | 0.013 | 0.000 | 0.000 | 0.304 |
| | | **Alaska** | **0.000** | **0.161** | **0.177** | **0.000** | **0.245** | **0.000** | **0.015** | **0.000** | **0.000** | **0.598** |
| | | Upper | 0.000 | 0.010 | 0.048 | 0.003 | 0.257 | 0.015 | 0.060 | 0.005 | 0.003 | 0.402 |
| | | **Total** | **0.000** | **0.171** | **0.225** | **0.003** | **0.502** | **0.016** | **0.075** | **0.005** | **0.003** | **1.000** |
| | Subsistence | Lower | 0.000 | 0.005 | 0.024 | 0.000 | 0.026 | 0.000 | 0.001 | 0.000 | 0.000 | 0.056 |
| | | Middle | 0.000 | 0.011 | 0.049 | 0.000 | 0.105 | 0.000 | 0.006 | 0.001 | 0.000 | 0.173 |
| | | **Alaska** | **0.000** | **0.016** | **0.074** | **0.000** | **0.132** | **0.000** | **0.007** | **0.001** | **0.000** | **0.229** |
| | | Upper | 0.000 | 0.003 | 0.040 | 0.000 | 0.559 | 0.002 | 0.136 | 0.030 | 0.001 | 0.771 |
| | | **Total** | **0.000** | **0.019** | **0.114** | **0.000** | **0.691** | **0.002** | **0.143** | **0.030** | **0.001** | **1.000** |
| 4 | Commercial | Lower | 0.028 | 0.216 | 0.132 | 0.000 | 0.039 | 0.000 | 0.001 | 0.000 | 0.000 | 0.416 |
| | | Middle | 0.028 | 0.051 | 0.047 | 0.000 | 0.139 | 0.000 | 0.011 | 0.000 | 0.000 | 0.275 |
| | | **Alaska** | **0.055** | **0.267** | **0.179** | **0.000** | **0.178** | **0.000** | **0.012** | **0.000** | **0.000** | **0.691** |
| | | Upper | 0.028 | 0.012 | 0.036 | 0.000 | 0.180 | 0.000 | 0.053 | 0.000 | 0.000 | 0.309 |
| | | **Total** | **0.083** | **0.279** | **0.215** | **0.000** | **0.358** | **0.000** | **0.065** | **0.000** | **0.000** | **1.000** |
| | Subsistence | Lower | 0.028 | 0.216 | 0.132 | 0.000 | 0.039 | 0.000 | 0.001 | 0.000 | 0.000 | 0.416 |
| | | Middle | 0.028 | 0.051 | 0.047 | 0.000 | 0.139 | 0.000 | 0.011 | 0.000 | 0.000 | 0.275 |
| | | **Alaska** | **0.055** | **0.267** | **0.179** | **0.000** | **0.177** | **0.000** | **0.012** | **0.000** | **0.000** | **0.691** |
| | | Upper | 0.028 | 0.012 | 0.036 | 0.000 | 0.180 | 0.000 | 0.053 | 0.000 | 0.000 | 0.309 |
| | | **Total** | **0.083** | **0.279** | **0.215** | **0.000** | **0.358** | **0.000** | **0.065** | **0.000** | **0.000** | **1.000** |
| 5 | Commercial | Upper | 0.076 | 0.093 | 0.206 | 0.002 | 0.442 | 0.018 | 0.145 | 0.018 | 0.000 | 1.000 |
| | Subsistence | Upper | 0.076 | 0.093 | 0.206 | 0.002 | 0.442 | 0.018 | 0.145 | 0.018 | 0.000 | 1.000 |
| 6 | Commercial | Middle | 0.000 | 0.207 | 0.428 | 0.002 | 0.320 | 0.000 | 0.043 | 0.000 | 0.000 | 1.000 |
| | Sport Fish | Middle | 0.003 | 0.272 | 0.285 | 0.000 | 0.391 | 0.001 | 0.047 | 0.001 | 0.000 | 1.000 |
| | Subsistence | Middle | 0.000 | 0.207 | 0.428 | 0.002 | 0.320 | 0.000 | 0.043 | 0.000 | 0.000 | 1.000 |
| Alaska Total | | Lower | 0.001 | 0.036 | 0.075 | 0.000 | 0.041 | 0.000 | 0.002 | 0.000 | 0.000 | 0.154 |
| | | Middle | 0.001 | 0.017 | 0.051 | 0.014 | 0.166 | 0.012 | 0.013 | 0.002 | 0.000 | 0.275 |
| | | **Alaska** | **0.002** | **0.053** | **0.126** | **0.014** | **0.206** | **0.012** | **0.015** | **0.002** | **0.000** | **0.429** |
| | | Upper | 0.001 | 0.012 | 0.046 | 0.025 | 0.306 | 0.058 | 0.087 | 0.031 | 0.006 | 0.571 |
| | | **Total** | **0.003** | **0.065** | **0.172** | **0.039** | **0.512** | **0.069** | **0.102** | **0.032** | **0.006** | **1.000** |
| Canada Total | Commercial | Upper | 0.000 | 0.022 | 0.083 | 0.002 | 0.251 | 0.014 | 0.116 | 0.014 | 0.000 | 0.502 |
| | Non-Commercial | Upper | 0.000 | 0.022 | 0.082 | 0.002 | 0.249 | 0.014 | 0.115 | 0.014 | 0.000 | 0.498 |
| | | **Total** | **0.000** | **0.043** | **0.165** | **0.004** | **0.500** | **0.029** | **0.230** | **0.029** | **0.000** | **1.000** |
| Total Harvest | | Lower | 0.001 | 0.033 | 0.067 | 0.000 | 0.037 | 0.000 | 0.002 | 0.000 | 0.000 | 0.139 |
| | | Middle | 0.001 | 0.015 | 0.046 | 0.013 | 0.149 | 0.011 | 0.012 | 0.002 | 0.000 | 0.247 |
| | | **Alaska** | **0.002** | **0.048** | **0.113** | **0.013** | **0.185** | **0.011** | **0.013** | **0.002** | **0.000** | **0.386** |
| | | Upper | 0.001 | 0.016 | 0.058 | 0.023 | 0.325 | 0.055 | 0.101 | 0.030 | 0.005 | 0.614 |
| | | **Total** | **0.003** | **0.063** | **0.171** | **0.035** | **0.511** | **0.065** | **0.115** | **0.032** | **0.005** | **1.000** |

Appendix Table C.1. Yukon River District 1 chinook salmon commercial catch by age, run of origin and period, 1983.

| Strata | Stock Group | Age Group 1.1 | 1.2 | 1.3 | 2.2 | 1.4 | 2.3 | 1.5 | 2.4 | 2.5 | Total |
|---|---|---|---|---|---|---|---|---|---|---|---|
| Period 1 | Lower | 0 | 61 | 929 | 0 | 859 | 31 | 7 | 0 | 0 | 1,887 |
| 09-Jun | Middle | 0 | 201 | 1,350 | 0 | 7,456 | 0 | 1,004 | 29 | 0 | 10,040 |
| Unrestricted | | | | | | | | | | | |
| Mesh Size | **Alaska** | **0** | **262** | **2,279** | **0** | **8,315** | **31** | **1,011** | **29** | **0** | **11,927** |
| | Upper | 0 | 15 | 867 | 0 | 6,485 | 246 | 1,764 | 896 | 92 | 10,365 |
| | **Total** | **0** | **277** | **3,146** | **0** | **14,800** | **277** | **2,775** | **925** | **92** | **22,292** |
| Period 2 | Lower | 0 | 47 | 559 | 0 | 506 | 4 | 2 | 0 | 0 | 1,118 |
| 13-Jun | Middle | 0 | 228 | 1,191 | 0 | 2,525 | 0 | 172 | 4 | 0 | 4,120 |
| Unrestricted | | | | | | | | | | | |
| Mesh Size | **Alaska** | **0** | **275** | **1,750** | **0** | **3,031** | **4** | **174** | **4** | **0** | **5,238** |
| | Upper | 0 | 19 | 844 | 0 | 5,486 | 45 | 756 | 290 | 0 | 7,440 |
| | **Total** | **0** | **294** | **2,594** | **0** | **8,517** | **49** | **930** | **294** | **0** | **12,678** |
| Period 3 | Lower | 0 | 143 | 961 | 0 | 347 | 0 | 1 | 0 | 0 | 1,452 |
| 16-Jun | Middle | 0 | 379 | 1,120 | 0 | 5,850 | 0 | 267 | 17 | 0 | 7,633 |
| Unrestricted | | | | | | | | | | | |
| Mesh Size | **Alaska** | **0** | **522** | **2,081** | **0** | **6,197** | **0** | **268** | **17** | **0** | **9,085** |
| | Upper | 0 | 65 | 1,679 | 0 | 14,953 | 0 | 1,377 | 1,510 | 0 | 19,584 |
| | **Total** | **0** | **587** | **3,760** | **0** | **21,150** | **0** | **1,645** | **1,527** | **0** | **28,669** |
| Period 4 | Lower | 0 | 198 | 1,341 | 0 | 1,149 | 0 | 5 | 0 | 0 | 2,693 |
| 20-Jun | Middle | 0 | 295 | 881 | 0 | 3,867 | 0 | 278 | 1 | 0 | 5,322 |
| Unrestricted | | | | | | | | | | | |
| Mesh Size | **Alaska** | **0** | **493** | **2,222** | **0** | **5,016** | **0** | **283** | **1** | **0** | **8,015** |
| | Upper | 0 | 12 | 296 | 0 | 3,732 | 0 | 541 | 45 | 0 | 4,626 |
| | **Total** | **0** | **505** | **2,518** | **0** | **8,748** | **0** | **824** | **46** | **0** | **12,641** |
| Period 5 | Lower | 0 | 224 | 576 | 0 | 566 | 10 | 4 | 0 | 0 | 1,380 |
| 23-Jun | Middle | 0 | 536 | 606 | 0 | 605 | 0 | 60 | 0 | 0 | 1,807 |
| Restricted | | | | | | | | | | | |
| Mesh Size | **Alaska** | **0** | **760** | **1,182** | **0** | **1,171** | **10** | **64** | **0** | **0** | **3,187** |
| | Upper | 0 | 28 | 277 | 0 | 988 | 19 | 199 | 0 | 0 | 1,511 |
| | **Total** | **0** | **788** | **1,459** | **0** | **2,159** | **29** | **263** | **0** | **0** | **4,698** |
| Period 6 | Lower | 0 | 299 | 670 | 0 | 472 | 0 | 4 | 11 | 0 | 1,456 |
| 27-Jun | Middle | 0 | 716 | 705 | 0 | 504 | 0 | 54 | 11 | 0 | 1,990 |
| Restricted | | | | | | | | | | | |
| Mesh Size | **Alaska** | **0** | **1,015** | **1,375** | **0** | **976** | **0** | **58** | **22** | **0** | **3,446** |
| | Upper | 0 | 38 | 323 | 0 | 823 | 0 | 180 | 11 | 0 | 1,375 |
| | **Total** | **0** | **1,053** | **1,698** | **0** | **1,799** | **0** | **238** | **33** | **0** | **4,821** |
| Period 7 | Lower | 0 | 916 | 980 | 0 | 440 | 0 | 0 | 0 | 0 | 2,336 |
| 30-Jun | Middle | 0 | 842 | 397 | 0 | 484 | 0 | 0 | 0 | 0 | 1,723 |
| Restricted | | | | | | | | | | | |
| Mesh Size | **Alaska** | **0** | **1,758** | **1,377** | **0** | **924** | **0** | **0** | **0** | **0** | **4,059** |
| | Upper | 0 | 50 | 205 | 0 | 376 | 0 | 0 | 0 | 0 | 631 |
| | **Total** | **0** | **1,808** | **1,582** | **0** | **1,300** | **0** | **0** | **0** | **0** | **4,690** |
| Period 8 | Lower | 0 | 216 | 189 | 0 | 185 | 0 | 10 | 0 | 0 | 600 |
| 04-Jul | Middle | 0 | 199 | 77 | 0 | 204 | 0 | 10 | 0 | 0 | 490 |
| Restricted | | | | | | | | | | | |
| Mesh Size | **Alaska** | **0** | **415** | **266** | **0** | **389** | **0** | **20** | **0** | **0** | **1,090** |
| | Upper | 0 | 12 | 40 | 0 | 158 | 0 | 10 | 0 | 0 | 220 |
| | **Total** | **0** | **427** | **306** | **0** | **547** | **0** | **30** | **0** | **0** | **1,310** |
| Period 9 | Lower | 0 | 185 | 301 | 0 | 110 | 0 | 0 | 27 | 0 | 623 |
| 07-Jul | Middle | 0 | 170 | 122 | 0 | 120 | 0 | 0 | 27 | 0 | 439 |
| Restricted | | | | | | | | | | | |
| Mesh Size | **Alaska** | **0** | **355** | **423** | **0** | **230** | **0** | **0** | **54** | **0** | **1,062** |
| | Upper | 0 | 10 | 63 | 0 | 94 | 0 | 0 | 27 | 0 | 194 |
| | **Total** | **0** | **365** | **486** | **0** | **324** | **0** | **0** | **81** | **0** | **1,256** |
| Period 10 | Lower | 0 | 64 | 222 | 0 | 293 | 7 | 0 | 0 | 0 | 586 |
| 11-Jul | Middle | 0 | 59 | 90 | 0 | 322 | 7 | 0 | 0 | 0 | 478 |
| Restricted | | | | | | | | | | | |
| Mesh Size | **Alaska** | **0** | **123** | **312** | **0** | **615** | **14** | **0** | **0** | **0** | **1,064** |
| | Upper | 0 | 4 | 46 | 0 | 250 | 7 | 0 | 0 | 0 | 307 |
| | **Total** | **0** | **127** | **358** | **0** | **865** | **21** | **0** | **0** | **0** | **1,371** |
| Period 11 | Lower | 0 | 13 | 212 | 0 | 220 | 0 | 0 | 5 | 0 | 450 |
| 14-Jul | Middle | 0 | 12 | 86 | 0 | 242 | 0 | 0 | 4 | 0 | 344 |
| Restricted | | | | | | | | | | | |
| Mesh Size | **Alaska** | **0** | **25** | **298** | **0** | **462** | **0** | **0** | **9** | **0** | **794** |
| | Upper | 0 | 1 | 44 | 0 | 188 | 0 | 0 | 4 | 0 | 237 |
| | **Total** | **0** | **26** | **342** | **0** | **650** | **0** | **0** | **13** | **0** | **1,031** |

Appendix Table C.2. Yukon River District 1 chinook salmon commercial and subsistence catch by age, run of origin and fishery, 1983.

| Strata | Stock Group | Age Group 1.1 | 1.2 | 1.3 | 2.2 | 1.4 | 2.3 | 1.5 | 2.4 | 2.5 | Total |
|---|---|---|---|---|---|---|---|---|---|---|---|
| Unrestricted Mesh Size Season Total | Lower | 0 | 449 | 3,790 | 0 | 2,861 | 35 | 15 | 0 | 0 | 7,150 |
| | Middle | 0 | 1,103 | 4,542 | 0 | 19,698 | 0 | 1,721 | 51 | 0 | 27,115 |
| | **Alaska** | **0** | **1,552** | **8,332** | **0** | **22,559** | **35** | **1,736** | **51** | **0** | **34,265** |
| | Upper | 0 | 111 | 3,686 | 0 | 30,656 | 291 | 4,438 | 2,741 | 92 | 42,015 |
| | **Total** | **0** | **1,663** | **12,018** | **0** | **53,215** | **326** | **6,174** | **2,792** | **92** | **76,280** |
| Restricted Mesh Size Season Total | Lower | 0 | 1,917 | 3,150 | 0 | 2,286 | 17 | 18 | 43 | 0 | 7,431 |
| | Middle | 0 | 2,534 | 2,083 | 0 | 2,481 | 7 | 124 | 42 | 0 | 7,271 |
| | **Alaska** | **0** | **4,451** | **5,233** | **0** | **4,767** | **24** | **142** | **85** | **0** | **14,702** |
| | Upper | 0 | 143 | 998 | 0 | 2,877 | 26 | 389 | 42 | 0 | 4,475 |
| | **Total** | **0** | **4,594** | **6,231** | **0** | **7,644** | **50** | **531** | **127** | **0** | **19,177** |
| Commercial Season Total | Lower | 0 | 2,366 | 6,940 | 0 | 5,147 | 52 | 33 | 43 | 0 | 14,581 |
| | Middle | 0 | 3,637 | 6,625 | 0 | 22,179 | 7 | 1,845 | 93 | 0 | 34,386 |
| | **Alaska** | **0** | **6,003** | **13,565** | **0** | **27,326** | **59** | **1,878** | **136** | **0** | **48,967** |
| | Upper | 0 | 254 | 4,684 | 0 | 33,533 | 317 | 4,827 | 2,783 | 92 | 46,490 |
| | **Total** | **0** | **6,257** | **18,249** | **0** | **60,859** | **376** | **6,705** | **2,919** | **92** | **95,457** |
| Subsistence | Lower | 0 | 24 | 203 | 0 | 28 | 1 | 0 | 0 | 0 | 256 |
| | Middle | 0 | 174 | 642 | 0 | 2,413 | 0 | 102 | 2 | 0 | 3,333 |
| | **Alaska** | **0** | **198** | **845** | **0** | **2,441** | **1** | **102** | **2** | **0** | **3,589** |
| | Upper | 0 | 8 | 248 | 0 | 2,091 | 64 | 179 | 63 | 21 | 2,674 |
| | **Total** | **0** | **206** | **1,093** | **0** | **4,532** | **65** | **281** | **65** | **21** | **6,263** |
| Season Total | Lower | 0 | 2,390 | 7,143 | 0 | 5,175 | 53 | 33 | 43 | 0 | 14,837 |
| | Middle | 0 | 3,811 | 7,267 | 0 | 24,592 | 7 | 1,947 | 95 | 0 | 37,719 |
| | **Alaska** | **0** | **6,201** | **14,410** | **0** | **29,767** | **60** | **1,980** | **138** | **0** | **52,556** |
| | Upper | 0 | 262 | 4,932 | 0 | 35,624 | 381 | 5,006 | 2,846 | 113 | 49,164 |
| | **Total** | **0** | **6,463** | **19,342** | **0** | **65,391** | **441** | **6,986** | **2,984** | **113** | **101,720** |

Appendix Table C.3. Yukon River District 2 chinook salmon commercial catch by age, run of origin and period, 1983.

| Strata | Stock Group | Age Group 1.1 | 1.2 | 1.3 | 2.2 | 1.4 | 2.3 | 1.5 | 2.4 | 2.5 | Total |
|---|---|---|---|---|---|---|---|---|---|---|---|
| Period 1 | Lower | 0 | 16 | 362 | 0 | 262 | 0 | 1 | 0 | 0 | 641 |
| 12-Jun | Middle | 0 | 87 | 857 | 0 | 1,452 | 0 | 125 | 3 | 0 | 2,524 |
| Unrestricted | | | | | | | | | | | |
| Mesh Size | **Alaska** | **0** | **103** | **1,219** | **0** | **1,714** | **0** | **126** | **3** | **0** | **3,165** |
| | Upper | 0 | 3 | 224 | 0 | 2,085 | 0 | 362 | 125 | 0 | 2,799 |
| | **Total** | **0** | **106** | **1,443** | **0** | **3,799** | **0** | **488** | **128** | **0** | **5,964** |
| Period 2 | Lower | 0 | 49 | 364 | 0 | 575 | 0 | 4 | 0 | 0 | 992 |
| 15-Jun | Middle | 0 | 195 | 639 | 0 | 1,949 | 0 | 188 | 0 | 0 | 2,971 |
| Unrestricted | | | | | | | | | | | |
| Mesh Size | **Alaska** | **0** | **244** | **1,003** | **0** | **2,524** | **0** | **192** | **0** | **0** | **3,963** |
| | Upper | 0 | 15 | 438 | 0 | 2,429 | 0 | 474 | 0 | 0 | 3,356 |
| | **Total** | **0** | **259** | **1,441** | **0** | **4,953** | **0** | **666** | **0** | **0** | **7,319** |
| Period 3 | Lower | 0 | 32 | 616 | 0 | 242 | 0 | 1 | 0 | 0 | 891 |
| 19-Jun | Middle | 0 | 189 | 1,601 | 0 | 3,112 | 0 | 221 | 1 | 0 | 5,124 |
| Unrestricted | | | | | | | | | | | |
| Mesh Size | **Alaska** | **0** | **221** | **2,217** | **0** | **3,354** | **0** | **222** | **1** | **0** | **6,015** |
| | Upper | 0 | 1 | 111 | 0 | 3,851 | 0 | 554 | 54 | 0 | 4,571 |
| | **Total** | **0** | **222** | **2,328** | **0** | **7,205** | **0** | **776** | **55** | **0** | **10,586** |
| Period 4 | Lower | 0 | 95 | 563 | 0 | 798 | 0 | 5 | 0 | 0 | 1,461 |
| 22-Jun | Middle | 0 | 310 | 811 | 0 | 1,523 | 0 | 135 | 1 | 0 | 2,780 |
| Unrestricted | | | | | | | | | | | |
| Mesh Size | **Alaska** | **0** | **405** | **1,374** | **0** | **2,321** | **0** | **140** | **1** | **0** | **4,241** |
| | Upper | 0 | 7 | 169 | 0 | 2,103 | 0 | 376 | 33 | 0 | 2,688 |
| | **Total** | **0** | **412** | **1,543** | **0** | **4,424** | **0** | **516** | **34** | **0** | **6,929** |
| Period 5 | Lower | 0 | 346 | 609 | 0 | 533 | 0 | 1 | 0 | 0 | 1,489 |
| 26-Jun | Middle | 0 | 398 | 309 | 0 | 169 | 0 | 6 | 0 | 0 | 882 |
| Restricted | | | | | | | | | | | |
| Mesh Size | **Alaska** | **0** | **744** | **918** | **0** | **702** | **0** | **7** | **0** | **0** | **2,371** |
| | Upper | 0 | 42 | 278 | 0 | 852 | 0 | 64 | 0 | 0 | 1,236 |
| | **Total** | **0** | **786** | **1,196** | **0** | **1,554** | **0** | **71** | **0** | **0** | **3,607** |
| Period 6 | Lower | 0 | 265 | 467 | 0 | 409 | 0 | 1 | 0 | 0 | 1,142 |
| 29-Jun | Middle | 0 | 305 | 237 | 0 | 130 | 0 | 5 | 0 | 0 | 677 |
| Restricted | | | | | | | | | | | |
| Mesh Size | **Alaska** | **0** | **570** | **704** | **0** | **539** | **0** | **6** | **0** | **0** | **1,819** |
| | Upper | 0 | 32 | 213 | 0 | 654 | 0 | 49 | 0 | 0 | 948 |
| | **Total** | **0** | **602** | **917** | **0** | **1,193** | **0** | **55** | **0** | **0** | **2,767** |
| Period 7 | Lower | 0 | 308 | 543 | 0 | 475 | 0 | 1 | 0 | 0 | 1,327 |
| 03-Jul | Middle | 0 | 355 | 275 | 0 | 151 | 0 | 5 | 0 | 0 | 786 |
| Restricted | | | | | | | | | | | |
| Mesh Size | **Alaska** | **0** | **663** | **818** | **0** | **626** | **0** | **6** | **0** | **0** | **2,113** |
| | Upper | 0 | 37 | 248 | 0 | 759 | 0 | 57 | 0 | 0 | 1,101 |
| | **Total** | **0** | **700** | **1,066** | **0** | **1,385** | **0** | **63** | **0** | **0** | **3,214** |
| Period 8 | Lower | 0 | 138 | 243 | 0 | 212 | 0 | 0 | 0 | 0 | 593 |
| 06-Jul | Middle | 0 | 159 | 123 | 0 | 67 | 0 | 2 | 0 | 0 | 351 |
| Restricted | | | | | | | | | | | |
| Mesh Size | **Alaska** | **0** | **297** | **366** | **0** | **279** | **0** | **2** | **0** | **0** | **944** |
| | Upper | 0 | 17 | 111 | 0 | 340 | 0 | 26 | 0 | 0 | 494 |
| | **Total** | **0** | **314** | **477** | **0** | **619** | **0** | **28** | **0** | **0** | **1,438** |
| Period 9 | Lower | 0 | 52 | 91 | 0 | 80 | 0 | 0 | 0 | 0 | 223 |
| 10-Jul | Middle | 0 | 60 | 46 | 0 | 25 | 0 | 1 | 0 | 0 | 132 |
| Restricted | | | | | | | | | | | |
| Mesh Size | **Alaska** | **0** | **112** | **137** | **0** | **105** | **0** | **1** | **0** | **0** | **355** |
| | Upper | 0 | 6 | 42 | 0 | 127 | 0 | 10 | 0 | 0 | 185 |
| | **Total** | **0** | **118** | **179** | **0** | **232** | **0** | **11** | **0** | **0** | **540** |
| Period 10 | Lower | 0 | 31 | 54 | 0 | 47 | 0 | 0 | 0 | 0 | 132 |
| 13-Jul | Middle | 0 | 35 | 27 | 0 | 15 | 0 | 0 | 0 | 0 | 77 |
| Restricted | | | | | | | | | | | |
| Mesh Size | **Alaska** | **0** | **66** | **81** | **0** | **62** | **0** | **0** | **0** | **0** | **209** |
| | Upper | 0 | 4 | 25 | 0 | 75 | 0 | 6 | 0 | 0 | 110 |
| | **Total** | **0** | **70** | **106** | **0** | **137** | **0** | **6** | **0** | **0** | **319** |
| Period 11 | Lower | 0 | 2 | 33 | 0 | 24 | 0 | 0 | 0 | 0 | 59 |
| 17-Jul | Middle | 0 | 8 | 79 | 0 | 133 | 0 | 11 | 0 | 0 | 231 |
| Restricted | | | | | | | | | | | |
| Mesh Size | **Alaska** | **0** | **10** | **112** | **0** | **157** | **0** | **11** | **0** | **0** | **290** |
| | Upper | 0 | 0 | 21 | 0 | 191 | 0 | 33 | 11 | 0 | 256 |
| | **Total** | **0** | **10** | **133** | **0** | **348** | **0** | **44** | **11** | **0** | **546** |

Appendix Table C.4. Yukon River District 2 chinook salmon commercial and subsistence catch by age, run of origin and fishery, 1983.

| Strata | Stock Group | Age Group 1.1 | 1.2 | 1.3 | 2.2 | 1.4 | 2.3 | 1.5 | 2.4 | 2.5 | Total |
|---|---|---|---|---|---|---|---|---|---|---|---|
| Unrestricted Mesh Size Season Total | Lower | 0 | 192 | 1,905 | 0 | 1,877 | 0 | 11 | 0 | 0 | 3,985 |
| | Middle | 0 | 781 | 3,908 | 0 | 8,036 | 0 | 669 | 5 | 0 | 13,399 |
| | **Alaska** | **0** | **973** | **5,813** | **0** | **9,913** | **0** | **680** | **5** | **0** | **17,384** |
| | Upper | 0 | 26 | 942 | 0 | 10,468 | 0 | 1,766 | 212 | 0 | 13,414 |
| | **Total** | **0** | **999** | **6,755** | **0** | **20,381** | **0** | **2,446** | **217** | **0** | **30,798** |
| Restricted Mesh Size Season Total | Lower | 0 | 1,142 | 2,040 | 0 | 1,780 | 0 | 3 | 0 | 0 | 4,965 |
| | Middle | 0 | 1,320 | 1,096 | 0 | 690 | 0 | 30 | 0 | 0 | 3,136 |
| | **Alaska** | **0** | **2,462** | **3,136** | **0** | **2,470** | **0** | **33** | **0** | **0** | **8,101** |
| | Upper | 0 | 138 | 938 | 0 | 2,998 | 0 | 245 | 11 | 0 | 4,330 |
| | **Total** | **0** | **2,600** | **4,074** | **0** | **5,468** | **0** | **278** | **11** | **0** | **12,431** |
| Commercial Season Total | Lower | 0 | 1,334 | 3,945 | 0 | 3,657 | 0 | 14 | 0 | 0 | 8,950 |
| | Middle | 0 | 2,101 | 5,004 | 0 | 8,726 | 0 | 699 | 5 | 0 | 16,535 |
| | **Alaska** | **0** | **3,435** | **8,949** | **0** | **12,383** | **0** | **713** | **5** | **0** | **25,485** |
| | Upper | 0 | 164 | 1,880 | 0 | 13,466 | 0 | 2,011 | 223 | 0 | 17,744 |
| | **Total** | **0** | **3,599** | **10,829** | **0** | **25,849** | **0** | **2,724** | **228** | **0** | **43,229** |
| Subsistence | Lower | 0 | 30 | 419 | 0 | 215 | 1 | 1 | 0 | 0 | 666 |
| | Middle | 0 | 194 | 1,111 | 0 | 2,865 | 0 | 168 | 4 | 0 | 4,342 |
| | **Alaska** | **0** | **224** | **1,530** | **0** | **3,080** | **1** | **169** | **4** | **0** | **5,008** |
| | Upper | 0 | 8 | 350 | 0 | 3,096 | 47 | 401 | 139 | 16 | 4,057 |
| | **Total** | **0** | **232** | **1,880** | **0** | **6,176** | **48** | **570** | **143** | **16** | **9,065** |
| Season Total | Lower | 0 | 1,364 | 4,364 | 0 | 3,872 | 1 | 15 | 0 | 0 | 9,616 |
| | Middle | 0 | 2,295 | 6,115 | 0 | 11,591 | 0 | 867 | 9 | 0 | 20,877 |
| | **Alaska** | **0** | **3,659** | **10,479** | **0** | **15,463** | **1** | **882** | **9** | **0** | **30,493** |
| | Upper | 0 | 172 | 2,230 | 0 | 16,562 | 47 | 2,412 | 362 | 16 | 21,801 |
| | **Total** | **0** | **3,831** | **12,709** | **0** | **32,025** | **48** | **3,294** | **371** | **16** | **52,294** |

Appendix Table C.5. Yukon River District 3 chinook salmon commercial and subsistence catch by age, run of origin and fishery, 1983.

| Strata | Stock Group | Age Group 1.1 | 1.2 | 1.3 | 2.2 | 1.4 | 2.3 | 1.5 | 2.4 | 2.5 | Total |
|---|---|---|---|---|---|---|---|---|---|---|---|
| Period 1 | Lower | 0 | 5 | 35 | 0 | 56 | 0 | 0 | 0 | 0 | 96 |
| 16-Jun | Middle | 0 | 19 | 62 | 0 | 190 | 0 | 18 | 0 | 0 | 289 |
| Unrestricted Mesh Size | **Alaska** | **0** | **24** | **97** | **0** | **246** | **0** | **18** | **0** | **0** | **385** |
| | Upper | 0 | 2 | 43 | 0 | 237 | 0 | 46 | 0 | 0 | 328 |
| | **Total** | **0** | **26** | **140** | **0** | **483** | **0** | **64** | **0** | **0** | **713** |
| Period 2 | Lower | 0 | 5 | 97 | 0 | 38 | 0 | 0 | 0 | 0 | 140 |
| 20-Jun | Middle | 0 | 30 | 253 | 0 | 492 | 0 | 35 | 0 | 0 | 810 |
| Unrestricted Mesh Size | **Alaska** | **0** | **35** | **350** | **0** | **530** | **0** | **35** | **0** | **0** | **950** |
| | Upper | 0 | 0 | 18 | 0 | 609 | 0 | 88 | 8 | 0 | 723 |
| | **Total** | **0** | **35** | **368** | **0** | **1,139** | **0** | **123** | **8** | **0** | **1,673** |
| Period 3 | Lower | 0 | 13 | 76 | 0 | 107 | 0 | 1 | 0 | 0 | 197 |
| 23-Jun | Middle | 0 | 42 | 109 | 0 | 205 | 0 | 18 | 0 | 0 | 374 |
| Unrestricted Mesh Size | **Alaska** | **0** | **55** | **185** | **0** | **312** | **0** | **19** | **0** | **0** | **571** |
| | Upper | 0 | 1 | 23 | 0 | 283 | 0 | 50 | 4 | 0 | 361 |
| | **Total** | **0** | **56** | **208** | **0** | **595** | **0** | **69** | **4** | **0** | **932** |
| Period 4 | Lower | 0 | 51 | 89 | 0 | 78 | 0 | 0 | 0 | 0 | 218 |
| 07-Jul | Middle | 0 | 59 | 45 | 0 | 25 | 0 | 1 | 0 | 0 | 130 |
| Restricted Mesh Size | **Alaska** | **0** | **110** | **134** | **0** | **103** | **0** | **1** | **0** | **0** | **348** |
| | Upper | 0 | 6 | 41 | 0 | 125 | 0 | 10 | 0 | 0 | 182 |
| | **Total** | **0** | **116** | **175** | **0** | **228** | **0** | **11** | **0** | **0** | **530** |
| Period 5 | Lower | 0 | 20 | 35 | 0 | 31 | 0 | 0 | 0 | 0 | 86 |
| 11-Jul | Middle | 0 | 23 | 18 | 0 | 10 | 0 | 1 | 0 | 0 | 52 |
| Restricted Mesh Size | **Alaska** | **0** | **43** | **53** | **0** | **41** | **0** | **1** | **0** | **0** | **138** |
| | Upper | 0 | 2 | 16 | 0 | 49 | 0 | 4 | 0 | 0 | 71 |
| | **Total** | **0** | **45** | **69** | **0** | **90** | **0** | **5** | **0** | **0** | **209** |
| Period 6 | Lower | 0 | 5 | 8 | 0 | 7 | 0 | 0 | 0 | 0 | 20 |
| 14-Jul | Middle | 0 | 5 | 4 | 0 | 2 | 0 | 0 | 0 | 0 | 11 |
| Restricted Mesh Size | **Alaska** | **0** | **10** | **12** | **0** | **9** | **0** | **0** | **0** | **0** | **31** |
| | Upper | 0 | 1 | 4 | 0 | 12 | 0 | 1 | 0 | 0 | 18 |
| | **Total** | **0** | **11** | **16** | **0** | **21** | **0** | **1** | **0** | **0** | **49** |
| Commercial Season Total | Lower | 0 | 99 | 340 | 0 | 317 | 0 | 1 | 0 | 0 | 757 |
| | Middle | 0 | 178 | 491 | 0 | 924 | 0 | 73 | 0 | 0 | 1,666 |
| | **Alaska** | **0** | **277** | **831** | **0** | **1,241** | **0** | **74** | **0** | **0** | **2,423** |
| | Upper | 0 | 12 | 145 | 0 | 1,315 | 0 | 199 | 12 | 0 | 1,683 |
| | **Total** | **0** | **289** | **976** | **0** | **2,556** | **0** | **273** | **12** | **0** | **4,106** |
| Subsistence Catch | Lower | 0 | 16 | 227 | 0 | 116 | 1 | 1 | 0 | 0 | 361 |
| | Middle | 0 | 105 | 602 | 0 | 1,552 | 0 | 91 | 2 | 0 | 2,352 |
| | **Alaska** | **0** | **121** | **829** | **0** | **1,668** | **1** | **92** | **2** | **0** | **2,713** |
| | Upper | 0 | 4 | 190 | 0 | 1,677 | 25 | 217 | 75 | 9 | 2,197 |
| | **Total** | **0** | **125** | **1,019** | **0** | **3,345** | **26** | **309** | **77** | **9** | **4,910** |
| Season Total | Lower | 0 | 115 | 567 | 0 | 433 | 1 | 2 | 0 | 0 | 1,118 |
| | Middle | 0 | 283 | 1,093 | 0 | 2,476 | 0 | 164 | 2 | 0 | 4,018 |
| | **Alaska** | **0** | **398** | **1,660** | **0** | **2,909** | **1** | **166** | **2** | **0** | **5,136** |
| | Upper | 0 | 16 | 335 | 0 | 2,992 | 25 | 416 | 87 | 9 | 3,880 |
| | **Total** | **0** | **414** | **1,995** | **0** | **5,901** | **26** | **582** | **89** | **9** | **9,016** |

Appendix Table C.6. Yukon River District 4 chinook salmon commercial and subsistence catch by age, run of origin and fishery, 1983.

| Strata | Stock Group | Age Group 1.1 | 1.2 | 1.3 | 2.2 | 1.4 | 2.3 | 1.5 | 2.4 | 2.5 | Total |
|---|---|---|---|---|---|---|---|---|---|---|---|
| Commercial Gillnet and Fishwheel Season Total | Lower | 2 | 103 | 50 | 0 | 14 | 1 | 0 | 0 | 0 | 170 |
| | Middle | 2 | 164 | 80 | 0 | 62 | 1 | 1 | 0 | 0 | 310 |
| | **Alaska** | **4** | **267** | **130** | **0** | **76** | **2** | **1** | **0** | **0** | **480** |
| | Upper | 1 | 11 | 16 | 0 | 88 | 1 | 2 | 2 | 0 | 121 |
| | **Total** | **5** | **278** | **146** | **0** | **164** | **3** | **3** | **2** | **0** | **601** |
| Subsistence Season Total | Lower | 28 | 1,417 | 688 | 0 | 193 | 14 | 0 | 0 | 0 | 2,340 |
| | Middle | 28 | 2,257 | 1,101 | 0 | 853 | 14 | 14 | 0 | 0 | 4,267 |
| | **Alaska** | **56** | **3,674** | **1,789** | **0** | **1,046** | **28** | **14** | **0** | **0** | **6,607** |
| | Upper | 14 | 151 | 220 | 0 | 1,211 | 14 | 27 | 27 | 0 | 1,664 |
| | **Total** | **70** | **3,825** | **2,009** | **0** | **2,257** | **42** | **41** | **27** | **0** | **8,271** |
| Season Total | Lower | 30 | 1,520 | 738 | 0 | 207 | 15 | 0 | 0 | 0 | 2,510 |
| | Middle | 30 | 2,421 | 1,181 | 0 | 915 | 15 | 15 | 0 | 0 | 4,577 |
| | **Alaska** | **60** | **3,941** | **1,919** | **0** | **1,122** | **30** | **15** | **0** | **0** | **7,087** |
| | Upper | 15 | 162 | 236 | 0 | 1,299 | 15 | 29 | 29 | 0 | 1,785 |
| | **Total** | **75** | **4,103** | **2,155** | **0** | **2,421** | **45** | **44** | **29** | **0** | **8,872** |

Appendix Table C.7. Yukon River District 5 chinook salmon commercial and subsistence catch by age and fishery, 1983, with run of origin presumed to be Upper Run based on geographic location.

| Strata | Stock Group | Age Group 1.1 | 1.2 | 1.3 | 2.2 | 1.4 | 2.3 | 1.5 | 2.4 | 2.5 | Total |
|---|---|---|---|---|---|---|---|---|---|---|---|
| Commercial Gillnet and Fishwheel | Upper | 0 | 338 | 1,249 | 7 | 1,799 | 37 | 147 | 29 | 0 | 3,606 |
| Subsistence | Upper | 0 | 1,571 | 5,804 | 33 | 8,360 | 172 | 683 | 135 | 0 | 16,758 |
| Season Total | Upper | 0 | 1,909 | 7,053 | 40 | 10,159 | 209 | 830 | 164 | 0 | 20,364 |

Appendix Table C.8. Yukon River District 6 chinook salmon commercial, subsistence and sport fish catch by age and fishery, 1983, with run of origin presumed to be Middle Run based on geographic location.

| Strata | Stock Group | Age Group 1.1 | 1.2 | 1.3 | 2.2 | 1.4 | 2.3 | 1.5 | 2.4 | 1.6 | Total |
|---|---|---|---|---|---|---|---|---|---|---|---|
| Commercial Fishwheel and Gillnet | Middle | 0 | 32 | 312 | 0 | 524 | 0 | 43 | 0 | 0 | 911 |
| Sport Fish Catch | Middle | 0 | 206 | 216 | 0 | 580 | 0 | 45 | 1 | 0 | 1,048 |
| Subsistence | Middle | 0 | 512 | 1,135 | 0 | 2,373 | 0 | 189 | 2 | 0 | 4,211 |
| Season Total | Middle | 0 | 750 | 1,663 | 0 | 3,477 | 0 | 277 | 3 | 0 | 6,170 |

Appendix Table C.9. Yukon River Canadian chinook salmon commercial and non-commercial catch by age and fishery, 1983, with run of origin presumed to be Upper Run based on geographic location.

| Strata | Stock Group | Age Group 1.1 | 1.2 | 1.3 | 2.2 | 1.4 | 2.3 | 1.5 | 2.4 | 2.5 | Total |
|---|---|---|---|---|---|---|---|---|---|---|---|
| Commercial | Upper | 0 | 145 | 1,408 | 0 | 9,238 | 41 | 1,760 | 435 | 0 | 13,027 |
| Non-Commercial | Upper | 0 | 66 | 640 | 0 | 4,202 | 19 | 800 | 198 | 0 | 5,925 |
| Season Total | Upper | 0 | 211 | 2,048 | 0 | 13,440 | 60 | 2,560 | 633 | 0 | 18,952 |

Appendix Table C.10. Yukon River chinook salmon catch by age, run of origin and fishery, 1983.

| District | Fishery | Stock Group | Age Group 1.1 | 1.2 | 1.3 | 2.2 | 1.4 | 2.3 | 1.5 | 2.4 | 2.5 | Total |
|---|---|---|---|---|---|---|---|---|---|---|---|---|
| 1 | Commercial | Lower | 0 | 2,366 | 6,940 | 0 | 5,147 | 52 | 33 | 43 | 0 | 14,581 |
| | | Middle | 0 | 3,637 | 6,625 | 0 | 22,179 | 7 | 1,845 | 93 | 0 | 34,386 |
| | | **Alaska** | **0** | **6,003** | **13,565** | **0** | **27,326** | **59** | **1,878** | **136** | **0** | **48,967** |
| | | Upper | 0 | 254 | 4,684 | 0 | 33,533 | 317 | 4,827 | 2,783 | 92 | 46,490 |
| | | **Total** | **0** | **6,257** | **18,249** | **0** | **60,859** | **376** | **6,705** | **2,919** | **92** | **95,457** |
| | Subsistence | Lower | 0 | 24 | 203 | 0 | 28 | 1 | 0 | 0 | 0 | 256 |
| | | Middle | 0 | 174 | 642 | 0 | 2,413 | 0 | 102 | 2 | 0 | 3,333 |
| | | **Alaska** | **0** | **198** | **845** | **0** | **2,441** | **1** | **102** | **2** | **0** | **3,589** |
| | | Upper | 0 | 8 | 248 | 0 | 2,091 | 64 | 179 | 63 | 21 | 2,674 |
| | | **Total** | **0** | **206** | **1,093** | **0** | **4,532** | **65** | **281** | **65** | **21** | **6,263** |
| 2 | Commercial | Lower | 0 | 1,334 | 3,945 | 0 | 3,657 | 0 | 14 | 0 | 0 | 8,950 |
| | | Middle | 0 | 2,101 | 5,004 | 0 | 8,726 | 0 | 699 | 5 | 0 | 16,535 |
| | | **Alaska** | **0** | **3,435** | **8,949** | **0** | **12,383** | **0** | **713** | **5** | **0** | **25,485** |
| | | Upper | 0 | 164 | 1,880 | 0 | 13,466 | 0 | 2,011 | 223 | 0 | 17,744 |
| | | **Total** | **0** | **3,599** | **10,829** | **0** | **25,849** | **0** | **2,724** | **228** | **0** | **43,229** |
| | Subsistence | Lower | 0 | 30 | 419 | 0 | 215 | 1 | 1 | 0 | 0 | 666 |
| | | Middle | 0 | 194 | 1,111 | 0 | 2,865 | 0 | 168 | 4 | 0 | 4,342 |
| | | **Alaska** | **0** | **224** | **1,530** | **0** | **3,080** | **1** | **169** | **4** | **0** | **5,008** |
| | | Upper | 0 | 8 | 350 | 0 | 3,096 | 47 | 401 | 139 | 16 | 4,057 |
| | | **Total** | **0** | **232** | **1,880** | **0** | **6,176** | **48** | **570** | **143** | **16** | **9,065** |
| 3 | Commercial | Lower | 0 | 99 | 340 | 0 | 317 | 0 | 1 | 0 | 0 | 757 |
| | | Middle | 0 | 178 | 491 | 0 | 924 | 0 | 73 | 0 | 0 | 1,666 |
| | | **Alaska** | **0** | **277** | **831** | **0** | **1,241** | **0** | **74** | **0** | **0** | **2,423** |
| | | Upper | 0 | 12 | 145 | 0 | 1,315 | 0 | 199 | 12 | 0 | 1,683 |
| | | **Total** | **0** | **289** | **976** | **0** | **2,556** | **0** | **273** | **12** | **0** | **4,106** |
| | Subsistence | Lower | 0 | 16 | 227 | 0 | 116 | 1 | 1 | 0 | 0 | 361 |
| | | Middle | 0 | 105 | 602 | 0 | 1,552 | 0 | 91 | 2 | 0 | 2,352 |
| | | **Alaska** | **0** | **121** | **829** | **0** | **1,668** | **1** | **92** | **2** | **0** | **2,713** |
| | | Upper | 0 | 4 | 190 | 0 | 1,677 | 25 | 217 | 75 | 9 | 2,197 |
| | | **Total** | **0** | **125** | **1,019** | **0** | **3,345** | **26** | **309** | **77** | **9** | **4,910** |
| 4 | Commercial | Lower | 2 | 103 | 50 | 0 | 14 | 1 | 0 | 0 | 0 | 170 |
| | | Middle | 2 | 164 | 80 | 0 | 62 | 1 | 1 | 0 | 0 | 310 |
| | | **Alaska** | **4** | **267** | **130** | **0** | **76** | **2** | **1** | **0** | **0** | **480** |
| | | Upper | 1 | 11 | 16 | 0 | 88 | 1 | 2 | 2 | 0 | 121 |
| | | **Total** | **5** | **278** | **146** | **0** | **164** | **3** | **3** | **2** | **0** | **601** |
| | Subsistence | Lower | 28 | 1,417 | 688 | 0 | 193 | 14 | 0 | 0 | 0 | 2,340 |
| | | Middle | 28 | 2,257 | 1,101 | 0 | 853 | 14 | 14 | 0 | 0 | 4,267 |
| | | **Alaska** | **56** | **3,674** | **1,789** | **0** | **1,046** | **28** | **14** | **0** | **0** | **6,607** |
| | | Upper | 14 | 151 | 220 | 0 | 1,211 | 14 | 27 | 27 | 0 | 1,664 |
| | | **Total** | **70** | **3,825** | **2,009** | **0** | **2,257** | **42** | **41** | **27** | **0** | **8,271** |
| 5 | Commercial | Upper | 0 | 338 | 1,249 | 7 | 1,799 | 37 | 147 | 29 | 0 | 3,606 |
| | Subsistence | Upper | 0 | 1,571 | 5,804 | 33 | 8,380 | 172 | 683 | 135 | 0 | 16,758 |
| 6 | Commercial | Middle | 0 | 32 | 312 | 0 | 524 | 0 | 43 | 0 | 0 | 911 |
| | Sport Fish | Middle | 0 | 208 | 218 | 0 | 580 | 0 | 45 | 1 | 0 | 1,048 |
| | Subsistence | Middle | 0 | 512 | 1,135 | 0 | 2,373 | 0 | 189 | 2 | 0 | 4,211 |
| **Alaska Total** | | Lower | 30 | 5,389 | 12,812 | 0 | 9,687 | 70 | 50 | 43 | 0 | 28,081 |
| | | Middle | 30 | 9,560 | 17,319 | 0 | 43,051 | 22 | 3,270 | 109 | 0 | 73,361 |
| | | **Alaska** | **60** | **14,949** | **30,131** | **0** | **52,738** | **92** | **3,320** | **152** | **0** | **101,442** |
| | | Upper | 15 | 2,521 | 14,786 | 40 | 66,636 | 677 | 8,693 | 3,488 | 138 | 96,994 |
| | | **Total** | **75** | **17,470** | **44,917** | **40** | **119,374** | **769** | **12,013** | **3,640** | **138** | **198,436** |
| **Canada Total** | Commercial | Upper | 0 | 145 | 1,408 | 0 | 9,238 | 41 | 1,760 | 435 | 0 | 13,027 |
| | Non-Commercial | Upper | 0 | 66 | 640 | 0 | 4,202 | 19 | 800 | 198 | 0 | 5,925 |
| | | **Total** | **0** | **211** | **2,048** | **0** | **13,440** | **60** | **2,560** | **633** | **0** | **18,952** |
| **Total Harvest** | | Lower | 30 | 5,389 | 12,812 | 0 | 9,687 | 70 | 50 | 43 | 0 | 28,081 |
| | | Middle | 30 | 9,560 | 17,319 | 0 | 43,051 | 22 | 3,270 | 109 | 0 | 73,361 |
| | | **Alaska** | **60** | **14,949** | **30,131** | **0** | **52,738** | **92** | **3,320** | **152** | **0** | **101,442** |
| | | Upper | 15 | 2,732 | 16,834 | 40 | 80,076 | 737 | 11,253 | 4,121 | 138 | 115,946 |
| | | **Total** | **75** | **17,681** | **46,965** | **40** | **132,814** | **829** | **14,573** | **4,273** | **138** | **217,388** |

Appendix Table C.11. Yukon River chinook salmon catch proportions by age, run of origin and fishery, 1983.

| District | Fishery | Stock Group | Age Group 1.1 | 1.2 | 1.3 | 2.2 | 1.4 | 2.3 | 1.5 | 2.4 | 2.5 | Total |
|---|---|---|---|---|---|---|---|---|---|---|---|---|
| 1 | Commercial | Lower | 0.000 | 0.025 | 0.073 | 0.000 | 0.054 | 0.001 | 0.000 | 0.000 | 0.000 | 0.153 |
| | | Middle | 0.000 | 0.038 | 0.069 | 0.000 | 0.232 | 0.000 | 0.019 | 0.001 | 0.000 | 0.360 |
| | | **Alaska** | **0.000** | **0.063** | **0.142** | **0.000** | **0.286** | **0.001** | **0.020** | **0.001** | **0.000** | **0.513** |
| | | Upper | 0.000 | 0.003 | 0.049 | 0.000 | 0.351 | 0.003 | 0.051 | 0.029 | 0.001 | 0.487 |
| | | **Total** | **0.000** | **0.066** | **0.191** | **0.000** | **0.638** | **0.004** | **0.070** | **0.031** | **0.001** | **1.000** |
| | Subsistence | Lower | 0.000 | 0.004 | 0.032 | 0.000 | 0.004 | 0.000 | 0.000 | 0.000 | 0.000 | 0.041 |
| | | Middle | 0.000 | 0.028 | 0.103 | 0.000 | 0.385 | 0.000 | 0.016 | 0.000 | 0.000 | 0.532 |
| | | **Alaska** | **0.000** | **0.032** | **0.135** | **0.000** | **0.390** | **0.000** | **0.016** | **0.000** | **0.000** | **0.573** |
| | | Upper | 0.000 | 0.001 | 0.040 | 0.000 | 0.334 | 0.010 | 0.029 | 0.010 | 0.003 | 0.427 |
| | | **Total** | **0.000** | **0.033** | **0.175** | **0.000** | **0.724** | **0.010** | **0.045** | **0.010** | **0.003** | **1.000** |
| 2 | Commercial | Lower | 0.000 | 0.031 | 0.091 | 0.000 | 0.085 | 0.000 | 0.000 | 0.000 | 0.000 | 0.207 |
| | | Middle | 0.000 | 0.049 | 0.116 | 0.000 | 0.202 | 0.000 | 0.016 | 0.000 | 0.000 | 0.382 |
| | | **Alaska** | **0.000** | **0.079** | **0.207** | **0.000** | **0.286** | **0.000** | **0.016** | **0.000** | **0.000** | **0.590** |
| | | Upper | 0.000 | 0.004 | 0.043 | 0.000 | 0.312 | 0.000 | 0.047 | 0.005 | 0.000 | 0.410 |
| | | **Total** | **0.000** | **0.083** | **0.251** | **0.000** | **0.598** | **0.000** | **0.063** | **0.005** | **0.000** | **1.000** |
| | Subsistence | Lower | 0.000 | 0.003 | 0.046 | 0.000 | 0.024 | 0.000 | 0.000 | 0.000 | 0.000 | 0.073 |
| | | Middle | 0.000 | 0.021 | 0.123 | 0.000 | 0.316 | 0.000 | 0.019 | 0.000 | 0.000 | 0.479 |
| | | **Alaska** | **0.000** | **0.025** | **0.169** | **0.000** | **0.340** | **0.000** | **0.019** | **0.000** | **0.000** | **0.552** |
| | | Upper | 0.000 | 0.001 | 0.039 | 0.000 | 0.342 | 0.005 | 0.044 | 0.015 | 0.002 | 0.448 |
| | | **Total** | **0.000** | **0.026** | **0.207** | **0.000** | **0.681** | **0.005** | **0.063** | **0.016** | **0.002** | **1.000** |
| 3 | Commercial | Lower | 0.000 | 0.024 | 0.083 | 0.000 | 0.077 | 0.000 | 0.000 | 0.000 | 0.000 | 0.184 |
| | | Middle | 0.000 | 0.043 | 0.120 | 0.000 | 0.225 | 0.000 | 0.018 | 0.000 | 0.000 | 0.406 |
| | | **Alaska** | **0.000** | **0.067** | **0.202** | **0.000** | **0.302** | **0.000** | **0.018** | **0.000** | **0.000** | **0.590** |
| | | Upper | 0.000 | 0.003 | 0.035 | 0.000 | 0.320 | 0.000 | 0.048 | 0.003 | 0.000 | 0.410 |
| | | **Total** | **0.000** | **0.070** | **0.238** | **0.000** | **0.623** | **0.000** | **0.066** | **0.003** | **0.000** | **1.000** |
| | Subsistence | Lower | 0.000 | 0.003 | 0.046 | 0.000 | 0.024 | 0.000 | 0.000 | 0.000 | 0.000 | 0.074 |
| | | Middle | 0.000 | 0.021 | 0.123 | 0.000 | 0.316 | 0.000 | 0.019 | 0.000 | 0.000 | 0.479 |
| | | **Alaska** | **0.000** | **0.025** | **0.169** | **0.000** | **0.340** | **0.000** | **0.019** | **0.000** | **0.000** | **0.553** |
| | | Upper | 0.000 | 0.001 | 0.039 | 0.000 | 0.342 | 0.005 | 0.044 | 0.015 | 0.002 | 0.447 |
| | | **Total** | **0.000** | **0.025** | **0.208** | **0.000** | **0.681** | **0.005** | **0.063** | **0.016** | **0.002** | **1.000** |
| 4 | Commercial | Lower | 0.003 | 0.171 | 0.083 | 0.000 | 0.023 | 0.002 | 0.000 | 0.000 | 0.000 | 0.283 |
| | | Middle | 0.003 | 0.273 | 0.133 | 0.000 | 0.103 | 0.002 | 0.002 | 0.000 | 0.000 | 0.516 |
| | | **Alaska** | **0.007** | **0.444** | **0.216** | **0.000** | **0.126** | **0.003** | **0.002** | **0.000** | **0.000** | **0.799** |
| | | Upper | 0.002 | 0.018 | 0.027 | 0.000 | 0.148 | 0.002 | 0.003 | 0.003 | 0.000 | 0.201 |
| | | **Total** | **0.008** | **0.463** | **0.243** | **0.000** | **0.273** | **0.005** | **0.005** | **0.003** | **0.000** | **1.000** |
| | Subsistence | Lower | 0.003 | 0.171 | 0.083 | 0.000 | 0.023 | 0.002 | 0.000 | 0.000 | 0.000 | 0.283 |
| | | Middle | 0.003 | 0.273 | 0.133 | 0.000 | 0.103 | 0.002 | 0.002 | 0.000 | 0.000 | 0.516 |
| | | **Alaska** | **0.007** | **0.444** | **0.216** | **0.000** | **0.126** | **0.003** | **0.002** | **0.000** | **0.000** | **0.799** |
| | | Upper | 0.002 | 0.018 | 0.027 | 0.000 | 0.148 | 0.002 | 0.003 | 0.003 | 0.000 | 0.201 |
| | | **Total** | **0.008** | **0.462** | **0.243** | **0.000** | **0.273** | **0.005** | **0.005** | **0.003** | **0.000** | **1.000** |
| 5 | Commercial | Upper | 0.000 | 0.094 | 0.346 | 0.002 | 0.499 | 0.010 | 0.041 | 0.008 | 0.000 | 1.000 |
| | Subsistence | Upper | 0.000 | 0.094 | 0.346 | 0.002 | 0.499 | 0.010 | 0.041 | 0.008 | 0.000 | 1.000 |
| 6 | Commercial | Middle | 0.000 | 0.035 | 0.342 | 0.000 | 0.575 | 0.000 | 0.047 | 0.000 | 0.000 | 1.000 |
| | Sport Fish | Middle | 0.000 | 0.197 | 0.206 | 0.000 | 0.553 | 0.000 | 0.043 | 0.001 | 0.000 | 1.000 |
| | Subsistence | Middle | 0.000 | 0.122 | 0.270 | 0.000 | 0.564 | 0.000 | 0.045 | 0.000 | 0.000 | 1.000 |
| Alaska Total | | Lower | 0.000 | 0.027 | 0.065 | 0.000 | 0.049 | 0.000 | 0.000 | 0.000 | 0.000 | 0.142 |
| | | Middle | 0.000 | 0.048 | 0.087 | 0.000 | 0.217 | 0.000 | 0.016 | 0.001 | 0.000 | 0.370 |
| | | **Alaska** | **0.000** | **0.075** | **0.152** | **0.000** | **0.266** | **0.000** | **0.017** | **0.001** | **0.000** | **0.511** |
| | | Upper | 0.000 | 0.013 | 0.075 | 0.000 | 0.336 | 0.003 | 0.044 | 0.018 | 0.001 | 0.489 |
| | | **Total** | **0.000** | **0.088** | **0.226** | **0.000** | **0.602** | **0.004** | **0.061** | **0.018** | **0.001** | **1.000** |
| Canada Total | Commercial | Upper | 0.000 | 0.008 | 0.074 | 0.000 | 0.487 | 0.002 | 0.093 | 0.023 | 0.000 | 0.687 |
| | Non-Commercial | Upper | 0.000 | 0.003 | 0.034 | 0.000 | 0.222 | 0.001 | 0.042 | 0.010 | 0.000 | 0.313 |
| | | **Total** | **0.000** | **0.011** | **0.108** | **0.000** | **0.709** | **0.003** | **0.135** | **0.033** | **0.000** | **1.000** |
| Total Harvest | | Lower | 0.000 | 0.025 | 0.059 | 0.000 | 0.045 | 0.000 | 0.000 | 0.000 | 0.000 | 0.129 |
| | | Middle | 0.000 | 0.044 | 0.080 | 0.000 | 0.198 | 0.000 | 0.015 | 0.001 | 0.000 | 0.337 |
| | | **Alaska** | **0.000** | **0.069** | **0.139** | **0.000** | **0.243** | **0.000** | **0.015** | **0.001** | **0.000** | **0.467** |
| | | Upper | 0.000 | 0.013 | 0.077 | 0.000 | 0.368 | 0.003 | 0.052 | 0.019 | 0.001 | 0.533 |
| | | **Total** | **0.000** | **0.081** | **0.216** | **0.000** | **0.611** | **0.004** | **0.067** | **0.020** | **0.001** | **1.000** |

Appendix Table D.1. Yukon River District 1 chinook salmon commercial catch by age, run of origin and period, 1984.

| Strata | Stock Group | Age Group 1.2 | 1.3 | 2.2 | 1.4 | 2.3 | 1.5 | 2.4 | 1.6 | Total |
|---|---|---|---|---|---|---|---|---|---|---|
| Period 1 | Lower | 4 | 215 | 0 | 2,247 | 0 | 105 | 0 | 0 | 2,571 |
| 18-Jun | Middle | 51 | 2,804 | 0 | 3,074 | 6 | 820 | 463 | 0 | 7,218 |
| Unrestricted | | | | | | | | | | |
| Mesh Size | **Alaska** | **55** | **3,019** | **0** | **5,321** | **6** | **925** | **463** | **0** | **9,789** |
| | Upper | 0 | 0 | 0 | 2,528 | 49 | 776 | 580 | 0 | 3,933 |
| | **Total** | **55** | **3,019** | **0** | **7,849** | **55** | **1,701** | **1,043** | **0** | **13,722** |
| Period 2 | Lower | 5 | 210 | 0 | 5,709 | 0 | 287 | 0 | 0 | 6,211 |
| 21-Jun | Middle | 66 | 3,117 | 0 | 4,718 | 0 | 1,354 | 295 | 0 | 9,550 |
| Unrestricted | | | | | | | | | | |
| Mesh Size | **Alaska** | **71** | **3,327** | **0** | **10,427** | **0** | **1,641** | **295** | **0** | **15,761** |
| | Upper | 0 | 0 | 0 | 2,104 | 0 | 695 | 200 | 0 | 2,999 |
| | **Total** | **71** | **3,327** | **0** | **12,531** | **0** | **2,336** | **495** | **0** | **18,760** |
| Period 3 | Lower | 36 | 1,206 | 0 | 3,475 | 0 | 150 | 0 | 0 | 4,867 |
| 25-Jun | Middle | 83 | 2,924 | 0 | 3,276 | 7 | 804 | 236 | 0 | 7,330 |
| Unrestricted | | | | | | | | | | |
| Mesh Size | **Alaska** | **119** | **4,130** | **0** | **6,751** | **7** | **954** | **236** | **0** | **12,197** |
| | Upper | 0 | 0 | 0 | 2,767 | 53 | 782 | 303 | 0 | 3,905 |
| | **Total** | **119** | **4,130** | **0** | **9,518** | **60** | **1,736** | **539** | **0** | **16,102** |
| Period 4 | Lower | 259 | 1,451 | 0 | 5,177 | 0 | 282 | 0 | 0 | 7,169 |
| 28-Jun | Middle | 271 | 1,600 | 0 | 3,562 | 12 | 1,108 | 232 | 59 | 6,844 |
| Unrestricted | | | | | | | | | | |
| Mesh Size | **Alaska** | **530** | **3,051** | **0** | **8,739** | **12** | **1,390** | **232** | **59** | **14,013** |
| | Upper | 0 | 0 | 0 | 1,676 | 54 | 600 | 166 | 8 | 2,504 |
| | **Total** | **530** | **3,051** | **0** | **10,415** | **66** | **1,990** | **398** | **67** | **16,517** |
| Period 5 | Lower | 284 | 930 | 0 | 914 | 0 | 26 | 0 | 0 | 2,154 |
| 02-Jul | Middle | 407 | 1,402 | 0 | 483 | 10 | 78 | 0 | 0 | 2,380 |
| Restricted | | | | | | | | | | |
| Mesh Size | **Alaska** | **691** | **2,332** | **0** | **1,397** | **10** | **104** | **0** | **0** | **4,534** |
| | Upper | 0 | 0 | 0 | 374 | 76 | 69 | 0 | 0 | 519 |
| | **Total** | **691** | **2,332** | **0** | **1,771** | **86** | **173** | **0** | **0** | **5,053** |
| Period 6 | Lower | 85 | 497 | 0 | 544 | 0 | 23 | 13 | 0 | 1,162 |
| 05-Jul | Middle | 121 | 749 | 0 | 287 | 0 | 70 | 13 | 0 | 1,240 |
| Restricted | | | | | | | | | | |
| Mesh Size | **Alaska** | **206** | **1,246** | **0** | **831** | **0** | **93** | **26** | **0** | **2,402** |
| | Upper | 0 | 0 | 0 | 223 | 0 | 61 | 13 | 0 | 297 |
| | **Total** | **206** | **1,246** | **0** | **1,054** | **0** | **154** | **39** | **0** | **2,699** |
| Period 7 | Lower | 57 | 196 | 0 | 183 | 0 | 15 | 7 | 0 | 458 |
| 09-Jul | Middle | 81 | 295 | 0 | 96 | 0 | 44 | 7 | 0 | |
| Restricted | | | | | | | | | | |
| Mesh Size | **Alaska** | **138** | **491** | **0** | **279** | **0** | **59** | **14** | **0** | **458** |
| | Upper | 0 | 0 | 0 | 75 | 0 | 39 | 6 | 0 | 120 |
| | **Total** | **138** | **491** | **0** | **354** | **0** | **98** | **20** | **0** | **578** |
| Period 8 | Lower | 61 | 119 | 20 | 108 | 0 | 0 | 0 | 0 | 308 |
| 12-Jul | Middle | 88 | 180 | 20 | 57 | 0 | 0 | 0 | 0 | |
| Restricted | | | | | | | | | | |
| Mesh Size | **Alaska** | **149** | **299** | **40** | **165** | **0** | **0** | **0** | **0** | **308** |
| | Upper | 0 | 0 | 20 | 44 | 0 | 0 | 0 | 0 | 64 |
| | **Total** | **149** | **299** | **60** | **209** | **0** | **0** | **0** | **0** | **372** |

Appendix Table D.2. Yukon River District 1 chinook salmon commercial and subsistence catch by age, run of origin and fishery, 1984.

| Strata | Stock Group | Age Group 1.2 | 1.3 | 2.2 | 1.4 | 2.3 | 1.5 | 2.4 | 1.6 | Total |
|---|---|---|---|---|---|---|---|---|---|---|
| Unrestricted Mesh Size Season Total | Lower | 304 | 3,082 | 0 | 16,608 | 0 | 824 | 0 | 0 | 20,818 |
| | Middle | 471 | 10,445 | 0 | 14,630 | 25 | 4,086 | 1,226 | 59 | 30,942 |
| | **Alaska** | **775** | **13,527** | **0** | **31,238** | **25** | **4,910** | **1,226** | **59** | **51,760** |
| | Upper | 0 | 0 | 0 | 9,075 | 156 | 2,853 | 1,249 | 8 | 13,341 |
| | **Total** | **775** | **13,527** | **0** | **40,313** | **181** | **7,763** | **2,475** | **67** | **65,101** |
| Restricted Mesh Size Season Total | Lower | 487 | 1,742 | 20 | 1,749 | 0 | 64 | 20 | 0 | 4,082 |
| | Middle | 697 | 2,626 | 20 | 923 | 10 | 192 | 20 | 0 | 4,488 |
| | **Alaska** | **1,184** | **4,368** | **40** | **2,672** | **10** | **256** | **40** | **0** | **8,570** |
| | Upper | 0 | 0 | 20 | 716 | 76 | 169 | 19 | 0 | 1,000 |
| | **Total** | **1,184** | **4,368** | **60** | **3,388** | **86** | **425** | **59** | **0** | **9,570** |
| Commercial Season Total | Lower | 791 | 4,824 | 20 | 18,357 | 0 | 888 | 20 | 0 | 24,900 |
| | Middle | 1,168 | 13,071 | 20 | 15,553 | 35 | 4,278 | 1,246 | 59 | 35,430 |
| | **Alaska** | **1,959** | **17,895** | **40** | **33,910** | **35** | **5,166** | **1,266** | **59** | **60,330** |
| | Upper | 0 | 0 | 20 | 9,791 | 232 | 3,022 | 1,268 | 8 | 14,341 |
| | **Total** | **1,959** | **17,895** | **60** | **43,701** | **267** | **8,188** | **2,534** | **67** | **74,671** |
| Subsistence | Lower | 16 | 178 | 0 | 1,108 | 0 | 27 | 0 | 0 | 1,329 |
| | Middle | 94 | 1,096 | 0 | 1,075 | 5 | 152 | 64 | 0 | 2,486 |
| | **Alaska** | **110** | **1,274** | **0** | **2,183** | **5** | **179** | **64** | **0** | **3,815** |
| | Upper | 0 | 0 | 0 | 625 | 25 | 102 | 57 | 0 | 809 |
| | **Total** | **110** | **1,274** | **0** | **2,808** | **30** | **281** | **121** | **0** | **4,624** |
| Season Total | Lower | 807 | 5,002 | 20 | 19,465 | 0 | 915 | 20 | 0 | 26,229 |
| | Middle | 1,262 | 14,167 | 20 | 16,628 | 40 | 4,430 | 1,310 | 59 | 37,916 |
| | **Alaska** | **2,069** | **19,169** | **40** | **36,093** | **40** | **5,345** | **1,330** | **59** | **64,145** |
| | Upper | 0 | 0 | 20 | 10,416 | 257 | 3,124 | 1,325 | 8 | 15,150 |
| | **Total** | **2,069** | **19,169** | **60** | **46,509** | **297** | **8,469** | **2,655** | **67** | **79,295** |

Appendix Table D.3. Yukon River District 2 chinook salmon commercial catch by age, run of origin and period, 1984.

| Strata | Stock Group | Age Group 1.2 | 1.3 | 2.2 | 1.4 | 2.3 | 1.5 | 2.4 | 1.6 | Total |
|---|---|---|---|---|---|---|---|---|---|---|
| Period 1 | Lower | 3 | 177 | 0 | 1,369 | 0 | 75 | 0 | 0 | 1,624 |
| 20-Jun | Middle | 19 | 1,164 | 0 | 1,330 | 0 | 413 | 62 | 19 | 3,007 |
| Unrestricted | | | | | | | | | | |
| Mesh Size | **Alaska** | **22** | **1,341** | **0** | **2,699** | **0** | **488** | **62** | **19** | **4,631** |
| | Upper | 0 | 0 | 0 | 663 | 0 | 237 | 47 | 3 | 950 |
| | **Total** | **22** | **1,341** | **0** | **3,362** | **0** | **725** | **109** | **22** | **5,581** |
| Period 2 | Lower | 4 | 219 | 0 | 2,394 | 0 | 105 | 0 | 0 | 2,722 |
| 24-Jun | Middle | 72 | 3,807 | 0 | 3,413 | 10 | 854 | 108 | 0 | 8,264 |
| Unrestricted | | | | | | | | | | |
| Mesh Size | **Alaska** | **76** | **4,026** | **0** | **5,807** | **10** | **959** | **108** | **0** | **10,986** |
| | Upper | 0 | 0 | 0 | 2,472 | 66 | 712 | 120 | 0 | 3,370 |
| | **Total** | **76** | **4,026** | **0** | **8,279** | **76** | **1,671** | **228** | **0** | **14,356** |
| Period 3 | Lower | 7 | 419 | 0 | 2,018 | 0 | 89 | 0 | 0 | 2,533 |
| 27-Jun | Middle | 29 | 1,772 | 0 | 2,430 | 0 | 612 | 158 | 0 | 5,001 |
| Unrestricted | | | | | | | | | | |
| Mesh Size | **Alaska** | **36** | **2,191** | **0** | **4,448** | **0** | **701** | **158** | **0** | **7,534** |
| | Upper | 0 | 0 | 0 | 1,356 | 0 | 394 | 134 | 0 | 1,884 |
| | **Total** | **36** | **2,191** | **0** | **5,804** | **0** | **1,095** | **292** | **0** | **9,418** |
| Period 4 | Lower | 156 | 890 | 0 | 495 | 0 | 23 | 0 | 0 | 1,564 |
| 01-Jul | Middle | 131 | 786 | 0 | 152 | 0 | 41 | 12 | 10 | 1,132 |
| Restricted | | | | | | | | | | |
| Mesh Size | **Alaska** | **287** | **1,676** | **0** | **647** | **0** | **64** | **12** | **10** | **2,696** |
| | Upper | 0 | 0 | 0 | 116 | 0 | 36 | 13 | 2 | 167 |
| | **Total** | **287** | **1,676** | **0** | **763** | **0** | **100** | **25** | **12** | **2,863** |
| Period 5 | Lower | 447 | 188 | 3 | 241 | 0 | 8 | 0 | 0 | 887 |
| 04-Jul | Middle | 376 | 166 | 3 | 74 | 0 | 14 | 0 | 0 | 633 |
| Restricted | | | | | | | | | | |
| Mesh Size | **Alaska** | **823** | **354** | **6** | **315** | **0** | **22** | **0** | **0** | **1,520** |
| | Upper | 0 | 0 | 3 | 56 | 0 | 13 | 0 | 0 | 72 |
| | **Total** | **823** | **354** | **9** | **371** | **0** | **35** | **0** | **0** | **1,592** |
| Period 6 | Lower | 224 | 248 | 0 | 533 | 0 | 13 | 0 | 0 | 1,018 |
| 08-Jul | Middle | 188 | 219 | 0 | 164 | 0 | 23 | 0 | 0 | 594 |
| Restricted | | | | | | | | | | |
| Mesh Size | **Alaska** | **412** | **467** | **0** | **697** | **0** | **36** | **0** | **0** | **1,612** |
| | Upper | 0 | 0 | 0 | 125 | 0 | 20 | 0 | 0 | 145 |
| | **Total** | **412** | **467** | **0** | **822** | **0** | **56** | **0** | **0** | **1,757** |
| Period 7 | Lower | 37 | 212 | 0 | 118 | 0 | 6 | 0 | 0 | 373 |
| 11-Jul | Middle | 31 | 187 | 0 | 36 | 0 | 10 | 3 | 2 | 269 |
| Restricted | | | | | | | | | | |
| Mesh Size | **Alaska** | **68** | **399** | **0** | **154** | **0** | **16** | **3** | **2** | **642** |
| | Upper | 0 | 0 | 0 | 28 | 0 | 9 | 3 | 0 | 40 |
| | **Total** | **68** | **399** | **0** | **182** | **0** | **25** | **6** | **2** | **682** |
| Period 8 | Lower | 13 | 75 | 0 | 42 | 0 | 2 | 0 | 0 | 132 |
| 15-Jul | Middle | 11 | 66 | 0 | 13 | 0 | 3 | 1 | 1 | 95 |
| Restricted | | | | | | | | | | |
| Mesh Size | **Alaska** | **24** | **141** | **0** | **55** | **0** | **5** | **1** | **1** | **227** |
| | Upper | 0 | 0 | 0 | 10 | 0 | 3 | 1 | 0 | 14 |
| | **Total** | **24** | **141** | **0** | **65** | **0** | **8** | **2** | **1** | **241** |
| Period 9 | Lower | 11 | 64 | 0 | 36 | 0 | 2 | 0 | 0 | 113 |
| 18-Jul | Middle | 9 | 57 | 0 | 11 | 0 | 3 | 1 | 1 | 82 |
| Restricted | | | | | | | | | | |
| Mesh Size | **Alaska** | **20** | **121** | **0** | **47** | **0** | **5** | **1** | **1** | **195** |
| | Upper | 0 | 0 | 0 | 8 | 0 | 3 | 1 | 0 | 12 |
| | **Total** | **20** | **121** | **0** | **55** | **0** | **8** | **2** | **1** | **207** |

Appendix Table D.4. Yukon River District 2 chinook salmon commercial and subsistence catch by age, run of origin and fishery, 1984.

| Strata | Stock Group | Age Group 1.2 | 1.3 | 2.2 | 1.4 | 2.3 | 1.5 | 2.4 | 1.6 | Total |
|---|---|---|---|---|---|---|---|---|---|---|
| Unrestricted Mesh Size Season Total | Lower | 14 | 815 | 0 | 5,781 | 0 | 269 | 0 | 0 | 6,879 |
| | Middle | 120 | 6,743 | 0 | 7,173 | 10 | 1,879 | 328 | 19 | 16,272 |
| | **Alaska** | **134** | **7,558** | **0** | **12,954** | **10** | **2,148** | **328** | **19** | **23,151** |
| | Upper | 0 | 0 | 0 | 4,491 | 66 | 1,343 | 301 | 3 | 6,204 |
| | **Total** | **134** | **7,558** | **0** | **17,445** | **76** | **3,491** | **629** | **22** | **29,355** |
| Restricted Mesh Size Season Total | Lower | 888 | 1,677 | 3 | 1,465 | 0 | 54 | 0 | 0 | 4,087 |
| | Middle | 746 | 1,481 | 3 | 450 | 0 | 94 | 17 | 14 | 2,805 |
| | **Alaska** | **1,634** | **3,158** | **6** | **1,915** | **0** | **148** | **17** | **14** | **6,892** |
| | Upper | 0 | 0 | 3 | 343 | 0 | 84 | 18 | 2 | 450 |
| | **Total** | **1,634** | **3,158** | **9** | **2,258** | **0** | **232** | **35** | **16** | **7,342** |
| Commercial Season Total | Lower | 902 | 2,492 | 3 | 7,246 | 0 | 323 | 0 | 0 | 10,966 |
| | Middle | 866 | 8,224 | 3 | 7,623 | 10 | 1,973 | 345 | 33 | 19,077 |
| | **Alaska** | **1,768** | **10,716** | **6** | **14,869** | **10** | **2,296** | **345** | **33** | **30,043** |
| | Upper | 0 | 0 | 3 | 4,834 | 66 | 1,427 | 319 | 5 | 6,654 |
| | **Total** | **1,768** | **10,716** | **9** | **19,703** | **76** | **3,723** | **664** | **38** | **36,697** |
| Subsistence | Lower | 13 | 250 | 0 | 1,741 | 0 | 72 | 0 | 0 | 2,076 |
| | Middle | 79 | 1,588 | 0 | 1,690 | 4 | 397 | 89 | 13 | 3,860 |
| | **Alaska** | **92** | **1,838** | **0** | **3,431** | **4** | **469** | **89** | **13** | **5,936** |
| | Upper | 0 | 0 | 0 | 905 | 18 | 238 | 73 | 2 | 1,236 |
| | **Total** | **92** | **1,838** | **0** | **4,336** | **22** | **707** | **162** | **15** | **7,172** |
| Season Total | Lower | 915 | 2,742 | 3 | 8,987 | 0 | 395 | 0 | 0 | 13,042 |
| | Middle | 945 | 9,812 | 3 | 9,313 | 14 | 2,370 | 434 | 46 | 22,937 |
| | **Alaska** | **1,860** | **12,554** | **6** | **18,300** | **14** | **2,765** | **434** | **46** | **35,979** |
| | Upper | 0 | 0 | 3 | 5,739 | 84 | 1,665 | 392 | 7 | 7,890 |
| | **Total** | **1,860** | **12,554** | **9** | **24,039** | **98** | **4,430** | **826** | **53** | **43,869** |

Appendix Table D.5. Yukon River District 3 chinook salmon commercial and subsistence catch by age, run of origin and fishery, 1984.

| | | Age Group | | | | | | | | |
|---|---|---|---|---|---|---|---|---|---|---|
| Strata | Stock Group | 1.2 | 1.3 | 2.2 | 1.4 | 2.3 | 1.5 | 2.4 | 1.6 | Total |
| Period 1 | Lower | 2 | 41 | 0 | 276 | 0 | 11 | 0 | 0 | 330 |
| 28-Jun | Middle | 13 | 277 | 0 | 308 | 0 | 70 | 16 | 4 | 688 |
| Unrestricted Mesh Size | **Alaska** | **15** | **318** | **0** | **584** | **0** | **81** | **16** | **4** | **1,018** |
| | Upper | 0 | 0 | 0 | 189 | 0 | 50 | 15 | 1 | 255 |
| | **Total** | **15** | **318** | **0** | **773** | **0** | **131** | **31** | **5** | **1,273** |
| Period 2 | Lower | 3 | 57 | 0 | 383 | 0 | 15 | 0 | 0 | 458 |
| 04-Jul | Middle | 18 | 384 | 0 | 427 | 0 | 97 | 22 | 6 | 954 |
| Unrestricted Mesh Size | **Alaska** | **21** | **441** | **0** | **810** | **0** | **112** | **22** | **6** | **1,412** |
| | Upper | 0 | 0 | 0 | 262 | 0 | 69 | 21 | 2 | 354 |
| | **Total** | **21** | **441** | **0** | **1,072** | **0** | **181** | **43** | **8** | **1,766** |
| Commercial Season Total | Lower | 5 | 98 | 0 | 659 | 0 | 26 | 0 | 0 | 788 |
| | Middle | 31 | 661 | 0 | 735 | 0 | 167 | 38 | 10 | 1,642 |
| | **Alaska** | **36** | **759** | **0** | **1,394** | **0** | **193** | **38** | **10** | **2,430** |
| | Upper | 0 | 0 | 0 | 451 | 0 | 119 | 36 | 3 | 609 |
| | **Total** | **36** | **759** | **0** | **1,845** | **0** | **312** | **74** | **13** | **3,039** |
| Subsistence Catch | Lower | 4 | 67 | 0 | 548 | 0 | 26 | 0 | 0 | 645 |
| | Middle | 14 | 686 | 0 | 740 | 1 | 198 | 111 | 0 | 1,750 |
| | **Alaska** | **18** | **753** | **0** | **1,288** | **1** | **224** | **111** | **0** | **2,395** |
| | Upper | 0 | 0 | 0 | 609 | 12 | 187 | 139 | 0 | 947 |
| | **Total** | **18** | **753** | **0** | **1,897** | **13** | **411** | **250** | **0** | **3,342** |
| Season Total | Lower | 9 | 165 | 0 | 1,207 | 0 | 52 | 0 | 0 | 1,433 |
| | Middle | 45 | 1,347 | 0 | 1,475 | 1 | 365 | 149 | 10 | 3,392 |
| | **Alaska** | **54** | **1,512** | **0** | **2,682** | **1** | **417** | **149** | **10** | **4,825** |
| | Upper | 0 | 0 | 0 | 1,060 | 12 | 306 | 175 | 3 | 1,556 |
| | **Total** | **54** | **1,512** | **0** | **3,742** | **13** | **723** | **324** | **13** | **6,381** |

Appendix Table D.6. Yukon River District 4 chinook salmon commercial and subsistence catch by age, run of origin and fishery, 1984.

| Strata | Stock Group | Age Group 1.2 | 1.3 | 2.2 | 1.4 | 2.3 | 1.5 | 2.4 | 1.6 | Total |
|---|---|---|---|---|---|---|---|---|---|---|
| Commercial Gillnet Season Total | Lower | 5 | 176 | 0 | 355 | 0 | 17 | 0 | 0 | 553 |
| | Middle | 1 | 31 | 0 | 78 | 0 | 21 | 11 | 0 | 142 |
| | **Alaska** | **6** | **207** | **0** | **433** | **0** | **38** | **11** | **0** | **695** |
| | Upper | 1 | 21 | 0 | 113 | 0 | 35 | 25 | 0 | 195 |
| | **Total** | **7** | **228** | **0** | **546** | **0** | **73** | **36** | **0** | **890** |
| Commercial Fishwheel Season Total | Lower | 7 | 33 | 0 | 9 | 0 | 1 | 0 | 0 | 50 |
| | Middle | 1 | 6 | 0 | 2 | 0 | 2 | 0 | 0 | 11 |
| | **Alaska** | **8** | **39** | **0** | **11** | **0** | **3** | **0** | **0** | **61** |
| | Upper | 1 | 4 | 0 | 3 | 0 | 2 | 0 | 0 | 10 |
| | **Total** | **9** | **43** | **0** | **14** | **0** | **5** | **0** | **0** | **71** |
| Commercial Season Total | Lower | 12 | 209 | 0 | 364 | 0 | 18 | 0 | 0 | 603 |
| | Middle | 2 | 37 | 0 | 80 | 0 | 23 | 11 | 0 | 153 |
| | **Alaska** | **14** | **246** | **0** | **444** | **0** | **41** | **11** | **0** | **756** |
| | Upper | 2 | 25 | 0 | 116 | 0 | 37 | 25 | 0 | 205 |
| | **Total** | **16** | **271** | **0** | **560** | **0** | **78** | **36** | **0** | **961** |
| Subsistence Season Total | Lower | 78 | 1,353 | 0 | 2,356 | 0 | 116 | 0 | 0 | 3,903 |
| | Middle | 13 | 239 | 0 | 518 | 0 | 149 | 71 | 0 | 990 |
| | **Alaska** | **91** | **1,592** | **0** | **2,874** | **0** | **265** | **71** | **0** | **4,893** |
| | Upper | 13 | 162 | 0 | 751 | 0 | 239 | 162 | 0 | 1,327 |
| | **Total** | **104** | **1,754** | **0** | **3,625** | **0** | **504** | **233** | **0** | **6,220** |
| Season Total | Lower | 90 | 1,562 | 0 | 2,720 | 0 | 134 | 0 | 0 | 4,506 |
| | Middle | 15 | 276 | 0 | 598 | 0 | 172 | 82 | 0 | 1,143 |
| | **Alaska** | **105** | **1,838** | **0** | **3,318** | **0** | **306** | **82** | **0** | **5,649** |
| | Upper | 15 | 187 | 0 | 867 | 0 | 276 | 187 | 0 | 1,532 |
| | **Total** | **120** | **2,025** | **0** | **4,185** | **0** | **582** | **269** | **0** | **7,181** |

Appendix Table D.7. Yukon River District 5 chinook salmon commercial and subsistence catch by age and fishery, 1984, with run of origin presumed to be Upper Run based on geographic location.

| Strata | Stock Group | Age Group 1.2 | 1.3 | 2.2 | 1.4 | 2.3 | 1.5 | 2.4 | 1.6 | Total |
|---|---|---|---|---|---|---|---|---|---|---|
| Commercial Gillnet and Fishwheel | Upper | 205 | 992 | 0 | 2,044 | 34 | 368 | 26 | 0 | 3,669 |
| Subsistence | Upper | 835 | 4,039 | 0 | 8,322 | 138 | 1,498 | 106 | 0 | 14,938 |
| Season Total | Upper | 1,040 | 5,031 | 0 | 10,366 | 172 | 1,866 | 132 | 0 | 18,607 |

Appendix Table D.8. Yukon River District 6 chinook salmon commercial, subsistence and sport fish catch by age and fishery, 1984, with run of origin presumed to be Middle Run based on geographic location.

| Strata | Stock Group | Age Group 1.2 | 1.3 | 2.2 | 1.4 | 2.3 | 1.5 | 2.4 | 1.6 | Total |
|---|---|---|---|---|---|---|---|---|---|---|
| Commercial Fishwheel and Gillnet | Middle | 12 | 210 | 0 | 453 | 0 | 130 | 62 | 0 | 867 |
| Sport Fish Catch | Middle | 35 | 146 | 0 | 132 | 0 | 37 | 1 | 0 | 351 |
| Subsistence | Middle | 195 | 1,476 | 0 | 2,426 | 0 | 692 | 261 | 0 | 5,050 |
| Season Total | Middle | 242 | 1,832 | 0 | 3,011 | 0 | 859 | 324 | 0 | 6,268 |

Appendix Table D.9. Yukon River Canadian chinook salmon commercial and non-commercial catch by age and fishery, 1984, with run of origin presumed to be Upper Run based on geographic location.

| Strata | Stock Group | Age Group 1.2 | 1.3 | 2.2 | 1.4 | 2.3 | 1.5 | 2.4 | 1.6 | Total |
|---|---|---|---|---|---|---|---|---|---|---|
| Commercial | Upper | 963 | 2,439 | 32 | 4,943 | 96 | 1,348 | 64 | 0 | 9,885 |
| Non-Commercial | Upper | 673 | 1,705 | 23 | 3,455 | 67 | 942 | 45 | 0 | 6,910 |
| Season Total | Upper | 1,636 | 4,144 | 55 | 8,398 | 163 | 2,290 | 109 | 0 | 16,795 |

Appendix Table D.10. Yukon River chinook salmon catch by age, run of origin and fishery, 1984.

| District | Fishery | Stock Group | Age Group 1.2 | 1.3 | 2.2 | 1.4 | 2.3 | 1.5 | 2.4 | 1.6 | Total |
|---|---|---|---|---|---|---|---|---|---|---|---|
| 1 | Commercial | Lower | 791 | 4,824 | 20 | 18,357 | 0 | 888 | 20 | 0 | 24,900 |
| | | Middle | 1,168 | 13,071 | 20 | 15,553 | 35 | 4,278 | 1,246 | 59 | 35,430 |
| | | **Alaska** | **1,959** | **17,895** | **40** | **33,910** | **35** | **5,166** | **1,266** | **59** | **60,330** |
| | | Upper | 0 | 0 | 20 | 9,791 | 232 | 3,022 | 1,268 | 8 | 14,341 |
| | | **Total** | **1,959** | **17,895** | **60** | **43,701** | **267** | **8,188** | **2,534** | **67** | **74,671** |
| | Subsistence | Lower | 16 | 178 | 0 | 1,108 | 0 | 27 | 0 | 0 | 1,329 |
| | | Middle | 94 | 1,096 | 0 | 1,075 | 5 | 152 | 64 | 0 | 2,486 |
| | | **Alaska** | **110** | **1,274** | **0** | **2,183** | **5** | **179** | **64** | **0** | **3,815** |
| | | Upper | 0 | 0 | 0 | 625 | 25 | 102 | 57 | 0 | 809 |
| | | **Total** | **110** | **1,274** | **0** | **2,808** | **30** | **281** | **121** | **0** | **4,624** |
| 2 | Commercial | Lower | 902 | 2,492 | 3 | 7,246 | 0 | 323 | 0 | 0 | 10,966 |
| | | Middle | 866 | 8,224 | 3 | 7,623 | 10 | 1,973 | 345 | 33 | 19,077 |
| | | **Alaska** | **1,768** | **10,716** | **6** | **14,869** | **10** | **2,296** | **345** | **33** | **30,043** |
| | | Upper | 0 | 0 | 3 | 4,834 | 66 | 1,427 | 319 | 5 | 6,654 |
| | | **Total** | **1,768** | **10,716** | **9** | **19,703** | **76** | **3,723** | **664** | **38** | **36,697** |
| | Subsistence | Lower | 13 | 250 | 0 | 1,741 | 0 | 72 | 0 | 0 | 2,076 |
| | | Middle | 79 | 1,588 | 0 | 1,690 | 4 | 397 | 89 | 13 | 3,860 |
| | | **Alaska** | **92** | **1,838** | **0** | **3,431** | **4** | **469** | **89** | **13** | **5,936** |
| | | Upper | 0 | 0 | 0 | 905 | 18 | 238 | 73 | 2 | 1,236 |
| | | **Total** | **92** | **1,838** | **0** | **4,336** | **22** | **707** | **162** | **15** | **7,172** |
| 3 | Commercial | Lower | 5 | 98 | 0 | 659 | 0 | 26 | 0 | 0 | 788 |
| | | Middle | 31 | 661 | 0 | 735 | 0 | 167 | 38 | 10 | 1,642 |
| | | **Alaska** | **36** | **759** | **0** | **1,394** | **0** | **193** | **38** | **10** | **2,430** |
| | | Upper | 0 | 0 | 0 | 451 | 0 | 119 | 36 | 3 | 609 |
| | | **Total** | **36** | **759** | **0** | **1,845** | **0** | **312** | **74** | **13** | **3,039** |
| | Subsistence | Lower | 4 | 67 | 0 | 548 | 0 | 26 | 0 | 0 | 645 |
| | | Middle | 14 | 686 | 0 | 740 | 1 | 198 | 111 | 0 | 1,750 |
| | | **Alaska** | **18** | **753** | **0** | **1,288** | **1** | **224** | **111** | **0** | **2,395** |
| | | Upper | 0 | 0 | 0 | 609 | 12 | 187 | 139 | 0 | 947 |
| | | **Total** | **18** | **753** | **0** | **1,897** | **13** | **411** | **250** | **0** | **3,342** |
| 4 | Commercial | Lower | 12 | 209 | 0 | 364 | 0 | 18 | 0 | 0 | 603 |
| | | Middle | 2 | 37 | 0 | 80 | 0 | 23 | 11 | 0 | 153 |
| | | **Alaska** | **14** | **246** | **0** | **444** | **0** | **41** | **11** | **0** | **756** |
| | | Upper | 2 | 25 | 0 | 116 | 0 | 37 | 25 | 0 | 205 |
| | | **Total** | **16** | **271** | **0** | **560** | **0** | **78** | **36** | **0** | **961** |
| | Subsistence | Lower | 78 | 1,353 | 0 | 2,356 | 0 | 116 | 0 | 0 | 3,903 |
| | | Middle | 13 | 239 | 0 | 518 | 0 | 149 | 71 | 0 | 990 |
| | | **Alaska** | **91** | **1,592** | **0** | **2,874** | **0** | **265** | **71** | **0** | **4,893** |
| | | Upper | 13 | 162 | 0 | 751 | 0 | 239 | 162 | 0 | 1,327 |
| | | **Total** | **104** | **1,754** | **0** | **3,625** | **0** | **504** | **233** | **0** | **6,220** |
| 5 | Commercial | Upper | 205 | 992 | 0 | 2,044 | 34 | 368 | 26 | 0 | 3,669 |
| | Subsistence | Upper | 835 | 4,039 | 0 | 8,322 | 138 | 1,498 | 106 | 0 | 14,938 |
| 6 | Commercial | Middle | 12 | 210 | 0 | 453 | 0 | 130 | 62 | 0 | 867 |
| | Sport Fish | Middle | 35 | 146 | 0 | 132 | 0 | 37 | 1 | 0 | 351 |
| | Subsistence | Middle | 195 | 1,476 | 0 | 2,426 | 0 | 692 | 261 | 0 | 5,050 |
| Alaska Total | | Lower | 1,821 | 9,471 | 23 | 32,379 | 0 | 1,496 | 20 | 0 | 45,210 |
| | | Middle | 2,509 | 27,434 | 23 | 31,025 | 55 | 8,196 | 2,299 | 115 | 71,656 |
| | | **Alaska** | **4,330** | **36,905** | **46** | **63,404** | **55** | **9,692** | **2,319** | **115** | **116,866** |
| | | Upper | 1,055 | 5,218 | 23 | 28,448 | 525 | 7,237 | 2,211 | 18 | 44,735 |
| | | **Total** | **5,385** | **42,123** | **69** | **91,852** | **580** | **16,929** | **4,530** | **133** | **161,601** |
| Canada Total | Commercial | Upper | 963 | 2,439 | 32 | 4,943 | 96 | 1,348 | 64 | 0 | 9,885 |
| | Non-Commercial | Upper | 673 | 1,705 | 23 | 3,455 | 67 | 942 | 45 | 0 | 6,910 |
| | | **Total** | **1,636** | **4,144** | **55** | **8,398** | **163** | **2,290** | **109** | **0** | **16,795** |
| Total Harvest | | Lower | 1,821 | 9,471 | 23 | 32,379 | 0 | 1,496 | 20 | 0 | 45,210 |
| | | Middle | 2,509 | 27,434 | 23 | 31,025 | 55 | 8,196 | 2,299 | 115 | 71,656 |
| | | **Alaska** | **4,330** | **36,905** | **46** | **63,404** | **55** | **9,692** | **2,319** | **115** | **116,866** |
| | | Upper | 2,691 | 9,362 | 78 | 36,846 | 688 | 9,527 | 2,320 | 18 | 61,530 |
| | | **Total** | **7,021** | **46,267** | **124** | **100,250** | **743** | **19,219** | **4,639** | **133** | **178,396** |

Appendix Table D.11. Yukon River chinook salmon catch proportions by age, run of origin and fishery, 1984.

| District | Fishery | Stock Group | Age Group 1.2 | 1.3 | 2.2 | 1.4 | 2.3 | 1.5 | 2.4 | 1.6 | Total |
|---|---|---|---|---|---|---|---|---|---|---|---|
| 1 | Commercial | Lower | 0.011 | 0.065 | 0.000 | 0.246 | 0.000 | 0.012 | 0.000 | 0.000 | 0.333 |
| | | Middle | 0.016 | 0.175 | 0.000 | 0.208 | 0.000 | 0.057 | 0.017 | 0.001 | 0.474 |
| | | **Alaska** | **0.026** | **0.240** | **0.001** | **0.454** | **0.000** | **0.069** | **0.017** | **0.001** | **0.808** |
| | | Upper | 0.000 | 0.000 | 0.000 | 0.131 | 0.003 | 0.040 | 0.017 | 0.000 | 0.192 |
| | | **Total** | **0.026** | **0.240** | **0.001** | **0.585** | **0.004** | **0.110** | **0.034** | **0.001** | **1.000** |
| | Subsistence | Lower | 0.003 | 0.038 | 0.000 | 0.240 | 0.000 | 0.006 | 0.000 | 0.000 | 0.287 |
| | | Middle | 0.020 | 0.237 | 0.000 | 0.232 | 0.001 | 0.033 | 0.014 | 0.000 | 0.538 |
| | | **Alaska** | **0.024** | **0.276** | **0.000** | **0.472** | **0.001** | **0.039** | **0.014** | **0.000** | **0.825** |
| | | Upper | 0.000 | 0.000 | 0.000 | 0.135 | 0.005 | 0.022 | 0.012 | 0.000 | 0.175 |
| | | **Total** | **0.024** | **0.276** | **0.000** | **0.607** | **0.006** | **0.061** | **0.026** | **0.000** | **1.000** |
| 2 | Commercial | Lower | 0.025 | 0.068 | 0.000 | 0.197 | 0.000 | 0.009 | 0.000 | 0.000 | 0.299 |
| | | Middle | 0.024 | 0.224 | 0.000 | 0.208 | 0.000 | 0.054 | 0.009 | 0.001 | 0.520 |
| | | **Alaska** | **0.048** | **0.292** | **0.000** | **0.405** | **0.000** | **0.063** | **0.009** | **0.001** | **0.819** |
| | | Upper | 0.000 | 0.000 | 0.000 | 0.132 | 0.002 | 0.039 | 0.009 | 0.000 | 0.181 |
| | | **Total** | **0.048** | **0.292** | **0.000** | **0.537** | **0.002** | **0.101** | **0.018** | **0.001** | **1.000** |
| | Subsistence | Lower | 0.002 | 0.035 | 0.000 | 0.243 | 0.000 | 0.010 | 0.000 | 0.000 | 0.289 |
| | | Middle | 0.011 | 0.221 | 0.000 | 0.236 | 0.001 | 0.055 | 0.012 | 0.002 | 0.538 |
| | | **Alaska** | **0.013** | **0.256** | **0.000** | **0.478** | **0.001** | **0.065** | **0.012** | **0.002** | **0.828** |
| | | Upper | 0.000 | 0.000 | 0.000 | 0.126 | 0.003 | 0.033 | 0.010 | 0.000 | 0.172 |
| | | **Total** | **0.013** | **0.256** | **0.000** | **0.605** | **0.003** | **0.099** | **0.023** | **0.002** | **1.000** |
| 3 | Commercial | Lower | 0.002 | 0.032 | 0.000 | 0.217 | 0.000 | 0.009 | 0.000 | 0.000 | 0.259 |
| | | Middle | 0.010 | 0.218 | 0.000 | 0.242 | 0.000 | 0.055 | 0.013 | 0.003 | 0.540 |
| | | **Alaska** | **0.012** | **0.250** | **0.000** | **0.459** | **0.000** | **0.064** | **0.013** | **0.003** | **0.800** |
| | | Upper | 0.000 | 0.000 | 0.000 | 0.148 | 0.000 | 0.039 | 0.012 | 0.001 | 0.200 |
| | | **Total** | **0.012** | **0.250** | **0.000** | **0.607** | **0.000** | **0.103** | **0.024** | **0.004** | **1.000** |
| | Subsistence | Lower | 0.001 | 0.020 | 0.000 | 0.164 | 0.000 | 0.008 | 0.000 | 0.000 | 0.193 |
| | | Middle | 0.004 | 0.205 | 0.000 | 0.221 | 0.000 | 0.059 | 0.033 | 0.000 | 0.524 |
| | | **Alaska** | **0.005** | **0.225** | **0.000** | **0.385** | **0.000** | **0.067** | **0.033** | **0.000** | **0.717** |
| | | Upper | 0.000 | 0.000 | 0.000 | 0.182 | 0.004 | 0.056 | 0.042 | 0.000 | 0.283 |
| | | **Total** | **0.005** | **0.225** | **0.000** | **0.568** | **0.004** | **0.123** | **0.075** | **0.000** | **1.000** |
| 4 | Commercial | Lower | 0.012 | 0.217 | 0.000 | 0.379 | 0.000 | 0.019 | 0.000 | 0.000 | 0.627 |
| | | Middle | 0.002 | 0.039 | 0.000 | 0.083 | 0.000 | 0.024 | 0.011 | 0.000 | 0.159 |
| | | **Alaska** | **0.015** | **0.256** | **0.000** | **0.462** | **0.000** | **0.043** | **0.011** | **0.000** | **0.787** |
| | | Upper | 0.002 | 0.026 | 0.000 | 0.121 | 0.000 | 0.039 | 0.026 | 0.000 | 0.213 |
| | | **Total** | **0.017** | **0.282** | **0.000** | **0.583** | **0.000** | **0.081** | **0.037** | **0.000** | **1.000** |
| | Subsistence | Lower | 0.013 | 0.218 | 0.000 | 0.379 | 0.000 | 0.019 | 0.000 | 0.000 | 0.627 |
| | | Middle | 0.002 | 0.038 | 0.000 | 0.083 | 0.000 | 0.024 | 0.011 | 0.000 | 0.159 |
| | | **Alaska** | **0.015** | **0.256** | **0.000** | **0.462** | **0.000** | **0.043** | **0.011** | **0.000** | **0.787** |
| | | Upper | 0.002 | 0.026 | 0.000 | 0.121 | 0.000 | 0.038 | 0.026 | 0.000 | 0.213 |
| | | **Total** | **0.017** | **0.282** | **0.000** | **0.583** | **0.000** | **0.081** | **0.037** | **0.000** | **1.000** |
| 5 | Commercial | Upper | 0.056 | 0.270 | 0.000 | 0.557 | 0.009 | 0.100 | 0.007 | 0.000 | 1.000 |
| | Subsistence | Upper | 0.056 | 0.270 | 0.000 | 0.557 | 0.009 | 0.100 | 0.007 | 0.000 | 1.000 |
| 6 | Commercial | Middle | 0.014 | 0.242 | 0.000 | 0.522 | 0.000 | 0.150 | 0.072 | 0.000 | 1.000 |
| | Sport Fish | Middle | 0.100 | 0.416 | 0.000 | 0.376 | 0.000 | 0.105 | 0.003 | 0.000 | 1.000 |
| | Subsistence | Middle | 0.039 | 0.292 | 0.000 | 0.480 | 0.000 | 0.137 | 0.052 | 0.000 | 1.000 |
| **Alaska Total** | | Lower | 0.011 | 0.059 | 0.000 | 0.200 | 0.000 | 0.009 | 0.000 | 0.000 | 0.280 |
| | | Middle | 0.016 | 0.170 | 0.000 | 0.192 | 0.000 | 0.051 | 0.014 | 0.001 | 0.443 |
| | | **Alaska** | **0.027** | **0.228** | **0.000** | **0.392** | **0.000** | **0.060** | **0.014** | **0.001** | **0.723** |
| | | Upper | 0.007 | 0.032 | 0.000 | 0.176 | 0.003 | 0.045 | 0.014 | 0.000 | 0.277 |
| | | **Total** | **0.033** | **0.261** | **0.000** | **0.568** | **0.004** | **0.105** | **0.028** | **0.001** | **1.000** |
| **Canada Total** | Commercial | Upper | 0.057 | 0.145 | 0.002 | 0.294 | 0.006 | 0.080 | 0.004 | 0.000 | 0.589 |
| | Non-Commercial | Upper | 0.040 | 0.102 | 0.001 | 0.206 | 0.004 | 0.056 | 0.003 | 0.000 | 0.411 |
| | | **Total** | **0.097** | **0.247** | **0.003** | **0.500** | **0.010** | **0.136** | **0.006** | **0.000** | **1.000** |
| **Total Harvest** | | Lower | 0.010 | 0.053 | 0.000 | 0.182 | 0.000 | 0.008 | 0.000 | 0.000 | 0.253 |
| | | Middle | 0.014 | 0.154 | 0.000 | 0.174 | 0.000 | 0.046 | 0.013 | 0.001 | 0.402 |
| | | **Alaska** | **0.024** | **0.207** | **0.000** | **0.355** | **0.000** | **0.054** | **0.013** | **0.001** | **0.655** |
| | | Upper | 0.015 | 0.052 | 0.000 | 0.207 | 0.004 | 0.053 | 0.013 | 0.000 | 0.345 |
| | | **Total** | **0.039** | **0.259** | **0.001** | **0.562** | **0.004** | **0.108** | **0.026** | **0.001** | **1.000** |

Appendix Table E.1. Yukon River District 1 chinook salmon commercial catch by age, run of origin and period, 1985.

| Strata | Stock Group | Age Group 1.1 | 1.2 | 1.3 | 2.2 | 1.4 | 2.3 | 1.5 | 2.4 | 2.5 | Total |
|---|---|---|---|---|---|---|---|---|---|---|---|
| Period 1 | Lower | 0 | 116 | 751 | 0 | 6,038 | 0 | 292 | 0 | 0 | 7,197 |
| 24-Jun | Middle | 0 | 25 | 533 | 0 | 4,464 | 0 | 279 | 13 | 0 | 5,314 |
| Unrestricted | | | | | | | | | | | |
| Mesh Size | **Alaska** | **0** | **141** | **1,284** | **0** | **10,502** | **0** | **571** | **13** | **0** | **12,511** |
| | Upper | 0 | 1 | 467 | 0 | 8,146 | 0 | 1,511 | 673 | 284 | 11,082 |
| | **Total** | **0** | **142** | **1,751** | **0** | **18,648** | **0** | **2,082** | **686** | **284** | **23,593** |
| Period 2 | Lower | 0 | 330 | 736 | 0 | 8,649 | 0 | 386 | 0 | 0 | 10,101 |
| 27-Jun | Middle | 0 | 107 | 781 | 0 | 7,576 | 0 | 437 | 20 | 0 | 8,921 |
| Unrestricted | | | | | | | | | | | |
| Mesh Size | **Alaska** | **0** | **437** | **1,517** | **0** | **16,225** | **0** | **823** | **20** | **0** | **19,022** |
| | Upper | 0 | 3 | 510 | 0 | 11,381 | 0 | 1,948 | 825 | 0 | 14,667 |
| | **Total** | **0** | **440** | **2,027** | **0** | **27,606** | **0** | **2,771** | **845** | **0** | **33,689** |
| Period 3 | Lower | 0 | 450 | 731 | 0 | 7,274 | 0 | 542 | 0 | 0 | 8,997 |
| 01-Jul | Middle | 0 | 18 | 96 | 0 | 2,875 | 0 | 277 | 2 | 0 | 3,268 |
| Unrestricted | | | | | | | | | | | |
| Mesh Size | **Alaska** | **0** | **468** | **827** | **0** | **10,149** | **0** | **819** | **2** | **0** | **12,265** |
| | Upper | 0 | 3 | 397 | 0 | 4,703 | 0 | 1,345 | 111 | 0 | 6,559 |
| | **Total** | **0** | **471** | **1,224** | **0** | **14,852** | **0** | **2,164** | **113** | **0** | **18,824** |
| Period 4 | Lower | 0 | 837 | 685 | 0 | 1,834 | 0 | 123 | 0 | 0 | 3,479 |
| 04-Jul | Middle | 0 | 22 | 60 | 0 | 78 | 0 | 7 | 0 | 0 | 167 |
| Restricted | | | | | | | | | | | |
| Mesh Size | **Alaska** | **0** | **859** | **745** | **0** | **1,912** | **0** | **130** | **0** | **0** | **3,646** |
| | Upper | 0 | 3 | 223 | 0 | 861 | 20 | 221 | 40 | 0 | 1,368 |
| | **Total** | **0** | **862** | **968** | **0** | **2,773** | **20** | **351** | **40** | **0** | **5,014** |
| Period 5 | Lower | 0 | 1,141 | 1,004 | 0 | 1,755 | 0 | 48 | 0 | 0 | 3,948 |
| 08-Jul | Middle | 0 | 30 | 88 | 0 | 75 | 0 | 3 | 0 | 0 | 196 |
| Restricted | | | | | | | | | | | |
| Mesh Size | **Alaska** | **0** | **1,171** | **1,092** | **0** | **1,830** | **0** | **51** | **0** | **0** | **4,144** |
| | Upper | 0 | 4 | 327 | 0 | 824 | 27 | 86 | 27 | 0 | 1,295 |
| | **Total** | **0** | **1,175** | **1,419** | **0** | **2,654** | **27** | **137** | **27** | **0** | **5,439** |
| Period 6 | Lower | 0 | 342 | 220 | 0 | 753 | 0 | 43 | 0 | 0 | 1,358 |
| 11-Jul | Middle | 0 | 9 | 19 | 0 | 32 | 0 | 2 | 0 | 0 | 62 |
| Restricted | | | | | | | | | | | |
| Mesh Size | **Alaska** | **0** | **351** | **239** | **0** | **785** | **0** | **45** | **0** | **0** | **1,420** |
| | Upper | 0 | 1 | 72 | 0 | 353 | 0 | 78 | 41 | 0 | 545 |
| | **Total** | **0** | **352** | **311** | **0** | **1,138** | **0** | **123** | **41** | **0** | **1,965** |
| Period 7 | Lower | 0 | 173 | 84 | 0 | 708 | 0 | 42 | 0 | 0 | 1,007 |
| 15-Jul | Middle | 0 | 5 | 7 | 0 | 30 | 0 | 2 | 0 | 0 | |
| Restricted | | | | | | | | | | | |
| Mesh Size | **Alaska** | **0** | **178** | **91** | **0** | **738** | **0** | **44** | **0** | **0** | **1,007** |
| | Upper | 0 | 1 | 27 | 0 | 333 | 0 | 75 | 0 | 0 | 436 |
| | **Total** | **0** | **179** | **118** | **0** | **1,071** | **0** | **119** | **0** | **0** | **1,443** |

Appendix Table E.2. Yukon River District 1 chinook salmon commercial and subsistence catch by age, run of origin and fishery, 1985.

| Strata | Stock Group | Age Group 1.1 | 1.2 | 1.3 | 2.2 | 1.4 | 2.3 | 1.5 | 2.4 | 2.5 | Total |
|---|---|---|---|---|---|---|---|---|---|---|---|
| Unrestricted Mesh Size Season Total | Lower | 0 | 896 | 2,218 | 0 | 21,961 | 0 | 1,220 | 0 | 0 | 26,295 |
| | Middle | 0 | 150 | 1,410 | 0 | 14,915 | 0 | 993 | 35 | 0 | 17,503 |
| | **Alaska** | **0** | **1,046** | **3,628** | **0** | **36,876** | **0** | **2,213** | **35** | **0** | **43,798** |
| | Upper | 0 | 7 | 1,374 | 0 | 24,230 | 0 | 4,804 | 1,609 | 284 | 32,308 |
| | **Total** | **0** | **1,053** | **5,002** | **0** | **61,106** | **0** | **7,017** | **1,644** | **284** | **76,106** |
| Restricted Mesh Size Season Total | Lower | 0 | 2,493 | 1,993 | 0 | 5,050 | 0 | 256 | 0 | 0 | 9,792 |
| | Middle | 0 | 66 | 174 | 0 | 215 | 0 | 14 | 0 | 0 | 469 |
| | **Alaska** | **0** | **2,559** | **2,167** | **0** | **5,265** | **0** | **270** | **0** | **0** | **10,261** |
| | Upper | 0 | 9 | 649 | 0 | 2,371 | 47 | 460 | 108 | 0 | 3,644 |
| | **Total** | **0** | **2,568** | **2,816** | **0** | **7,636** | **47** | **730** | **108** | **0** | **13,905** |
| Commercial Season Total | Lower | 0 | 3,389 | 4,211 | 0 | 27,011 | 0 | 1,476 | 0 | 0 | 36,087 |
| | Middle | 0 | 216 | 1,584 | 0 | 15,130 | 0 | 1,007 | 35 | 0 | 17,972 |
| | **Alaska** | **0** | **3,605** | **5,795** | **0** | **42,141** | **0** | **2,483** | **35** | **0** | **54,059** |
| | Upper | 0 | 16 | 2,023 | 0 | 26,601 | 47 | 5,264 | 1,717 | 284 | 35,952 |
| | **Total** | **0** | **3,621** | **7,818** | **0** | **68,742** | **47** | **7,747** | **1,752** | **284** | **90,011** |
| Subsistence | Lower | 0 | 148 | 154 | 0 | 524 | 0 | 21 | 0 | 0 | 847 |
| | Middle | 0 | 45 | 152 | 0 | 739 | 0 | 39 | 1 | 0 | 976 |
| | **Alaska** | **0** | **193** | **306** | **0** | **1,263** | **0** | **60** | **1** | **0** | **1,823** |
| | Upper | 0 | 1 | 100 | 0 | 978 | 0 | 152 | 17 | 0 | 1,248 |
| | **Total** | **0** | **194** | **406** | **0** | **2,241** | **0** | **212** | **18** | **0** | **3,071** |
| Season Total | Lower | 0 | 3,537 | 4,365 | 0 | 27,535 | 0 | 1,497 | 0 | 0 | 36,934 |
| | Middle | 0 | 261 | 1,736 | 0 | 15,869 | 0 | 1,046 | 36 | 0 | 18,948 |
| | **Alaska** | **0** | **3,798** | **6,101** | **0** | **43,404** | **0** | **2,543** | **36** | **0** | **55,882** |
| | Upper | 0 | 17 | 2,123 | 0 | 27,579 | 47 | 5,416 | 1,734 | 284 | 37,200 |
| | **Total** | **0** | **3,815** | **8,224** | **0** | **70,983** | **47** | **7,959** | **1,770** | **284** | **93,082** |

Appendix Table E.3. Yukon River District 2 chinook salmon commercial catch by age, run of origin and period, 1985.

| Strata | Stock Group | Age Group 1.1 | 1.2 | 1.3 | 2.2 | 1.4 | 2.3 | 1.5 | 2.4 | 2.5 | Total |
|---|---|---|---|---|---|---|---|---|---|---|---|
| Period 1 | Lower | 0 | 0 | 184 | 0 | 720 | 0 | 43 | 0 | 0 | 947 |
| 27-Jun | Middle | 0 | 0 | 26 | 0 | 2,546 | 0 | 195 | 5 | 0 | 2,772 |
| Unrestricted | | | | | | | | | | | |
| Mesh Size | **Alaska** | **0** | **0** | **210** | **0** | **3,266** | **0** | **238** | **5** | **0** | **3,719** |
| | Upper | 0 | 0 | 182 | 0 | 2,396 | 0 | 545 | 135 | 0 | 3,258 |
| | **Total** | **0** | **0** | **392** | **0** | **5,662** | **0** | **783** | **140** | **0** | **6,977** |
| Period 2 | Lower | 0 | 64 | 341 | 0 | 1,716 | 0 | 78 | 0 | 0 | 2,199 |
| 01-Jul | Middle | 0 | 45 | 783 | 0 | 4,795 | 0 | 280 | 14 | 0 | 5,917 |
| Unrestricted | | | | | | | | | | | |
| Mesh Size | **Alaska** | **0** | **109** | **1,124** | **0** | **6,511** | **0** | **358** | **14** | **0** | **8,116** |
| | Upper | 0 | 1 | 596 | 0 | 7,542 | 55 | 1,307 | 626 | 55 | 10,182 |
| | **Total** | **0** | **110** | **1,720** | **0** | **14,053** | **55** | **1,665** | **640** | **55** | **18,298** |
| Period 3 | Lower | 0 | 401 | 260 | 0 | 200 | 0 | 9 | 0 | 0 | 870 |
| 02-Jul | Middle | 0 | 70 | 147 | 0 | 143 | 0 | 8 | 0 | 0 | 368 |
| Restricted | | | | | | | | | | | |
| Mesh Size | **Alaska** | **0** | **471** | **407** | **0** | **343** | **0** | **17** | **0** | **0** | **1,238** |
| | Upper | 0 | 1 | 65 | 0 | 176 | 47 | 30 | 0 | 0 | 319 |
| | **Total** | **0** | **472** | **472** | **0** | **519** | **47** | **47** | **0** | **0** | **1,557** |
| Period 4 | Lower | 0 | 144 | 632 | 0 | 6,688 | 0 | 548 | 0 | 0 | 8,012 |
| 04-Jul | Middle | 0 | 10 | 150 | 0 | 743 | 0 | 79 | 1 | 0 | 983 |
| Unrestricted | | | | | | | | | | | |
| Mesh Size | **Alaska** | **0** | **154** | **782** | **0** | **7,431** | **0** | **627** | **1** | **0** | **8,995** |
| | Upper | 0 | 1 | 290 | 0 | 2,647 | 0 | 833 | 153 | 0 | 3,924 |
| | **Total** | **0** | **155** | **1,072** | **0** | **10,078** | **0** | **1,460** | **154** | **0** | **12,919** |
| Period 5 | Lower | 0 | 1,341 | 374 | 6 | 274 | 0 | 13 | 0 | 0 | 2,008 |
| 08-Jul | Middle | 0 | 234 | 211 | 6 | 196 | 0 | 11 | 0 | 0 | 658 |
| Restricted | | | | | | | | | | | |
| Mesh Size | **Alaska** | **0** | **1,575** | **585** | **12** | **470** | **0** | **24** | **0** | **0** | **2,666** |
| | Upper | 0 | 3 | 93 | 6 | 241 | 0 | 43 | 0 | 0 | 386 |
| | **Total** | **0** | **1,578** | **678** | **18** | **711** | **0** | **67** | **0** | **0** | **3,052** |
| Period 6 | Lower | 0 | 584 | 430 | 0 | 529 | 0 | 18 | 0 | 0 | 1,561 |
| 11-Jul | Middle | 0 | 102 | 243 | 0 | 378 | 0 | 16 | 0 | 0 | 739 |
| Restricted | | | | | | | | | | | |
| Mesh Size | **Alaska** | **0** | **686** | **673** | **0** | **907** | **0** | **34** | **0** | **0** | **2,300** |
| | Upper | 0 | 1 | 108 | 0 | 466 | 0 | 60 | 0 | 0 | 635 |
| | **Total** | **0** | **687** | **781** | **0** | **1,373** | **0** | **94** | **0** | **0** | **2,935** |
| Period 7 | Lower | 0 | 503 | 326 | 0 | 251 | 0 | 11 | 0 | 0 | 1,091 |
| 15-Jul | Middle | 0 | 88 | 185 | 0 | 180 | 0 | 10 | 0 | 0 | |
| Restricted | | | | | | | | | | | |
| Mesh Size | **Alaska** | **0** | **591** | **511** | **0** | **431** | **0** | **21** | **0** | **0** | **1,091** |
| | Upper | 0 | 1 | 82 | 0 | 221 | 59 | 38 | 0 | 0 | 401 |
| | **Total** | **0** | **592** | **593** | **0** | **652** | **59** | **59** | **0** | **0** | **1,492** |
| Period 8 | Lower | 0 | 173 | 112 | 0 | 86 | 0 | 4 | 0 | 0 | 375 |
| 18-Jul | Middle | 0 | 30 | 64 | 0 | 62 | 0 | 4 | 0 | 0 | 160 |
| Restricted | | | | | | | | | | | |
| Mesh Size | **Alaska** | **0** | **203** | **176** | **0** | **148** | **0** | **8** | **0** | **0** | **535** |
| | Upper | 0 | 0 | 28 | 0 | 76 | 20 | 13 | 0 | 0 | 137 |
| | **Total** | **0** | **203** | **204** | **0** | **224** | **20** | **21** | **0** | **0** | **672** |

Appendix Table E.4. Yukon River District 2 chinook salmon commercial and subsistence catch by age, run of origin and fishery, 1985.

| Strata | Stock Group | Age Group 1.1 | 1.2 | 1.3 | 2.2 | 1.4 | 2.3 | 1.5 | 2.4 | 2.5 | Total |
|---|---|---|---|---|---|---|---|---|---|---|---|
| Unrestricted Mesh Size Season Total | Lower | 0 | 208 | 1,157 | 0 | 9,124 | 0 | 669 | 0 | 0 | 11,158 |
| | Middle | 0 | 55 | 959 | 0 | 8,084 | 0 | 554 | 20 | 0 | 9,672 |
| | **Alaska** | **0** | **263** | **2,116** | **0** | **17,208** | **0** | **1,223** | **20** | **0** | **20,830** |
| | Upper | 0 | 2 | 1,068 | 0 | 12,585 | 55 | 2,685 | 914 | 55 | 17,364 |
| | **Total** | **0** | **265** | **3,184** | **0** | **29,793** | **55** | **3,908** | **934** | **55** | **38,194** |
| Restricted Mesh Size Season Total | Lower | 0 | 3,002 | 1,502 | 6 | 1,340 | 0 | 55 | 0 | 0 | 5,905 |
| | Middle | 0 | 524 | 850 | 6 | 959 | 0 | 49 | 0 | 0 | 2,388 |
| | **Alaska** | **0** | **3,526** | **2,352** | **12** | **2,299** | **0** | **104** | **0** | **0** | **8,293** |
| | Upper | 0 | 6 | 376 | 6 | 1,180 | 126 | 184 | 0 | 0 | 1,878 |
| | **Total** | **0** | **3,532** | **2,728** | **18** | **3,479** | **126** | **288** | **0** | **0** | **10,171** |
| Commercial Season Total | Lower | 0 | 3,210 | 2,659 | 6 | 10,464 | 0 | 724 | 0 | 0 | 17,063 |
| | Middle | 0 | 579 | 1,809 | 6 | 9,043 | 0 | 603 | 20 | 0 | 12,060 |
| | **Alaska** | **0** | **3,789** | **4,468** | **12** | **19,507** | **0** | **1,327** | **20** | **0** | **29,123** |
| | Upper | 0 | 8 | 1,444 | 6 | 13,765 | 181 | 2,869 | 914 | 55 | 19,242 |
| | **Total** | **0** | **3,797** | **5,912** | **18** | **33,272** | **181** | **4,196** | **934** | **55** | **48,365** |
| Subsistence | Lower | 0 | 95 | 218 | 0 | 803 | 0 | 41 | 0 | 0 | 1,157 |
| | Middle | 0 | 29 | 115 | 0 | 2,119 | 0 | 151 | 4 | 0 | 2,418 |
| | **Alaska** | **0** | **124** | **333** | **0** | **2,922** | **0** | **192** | **4** | **0** | **3,575** |
| | Upper | 0 | 1 | 182 | 0 | 2,177 | 0 | 450 | 98 | 0 | 2,908 |
| | **Total** | **0** | **125** | **515** | **0** | **5,099** | **0** | **642** | **102** | **0** | **6,483** |
| Season Total | Lower | 0 | 3,305 | 2,877 | 6 | 11,267 | 0 | 765 | 0 | 0 | 18,220 |
| | Middle | 0 | 608 | 1,924 | 6 | 11,162 | 0 | 754 | 24 | 0 | 14,478 |
| | **Alaska** | **0** | **3,913** | **4,801** | **12** | **22,429** | **0** | **1,519** | **24** | **0** | **32,698** |
| | Upper | 0 | 9 | 1,626 | 6 | 15,942 | 181 | 3,319 | 1,012 | 55 | 22,150 |
| | **Total** | **0** | **3,922** | **6,427** | **18** | **38,371** | **181** | **4,838** | **1,036** | **55** | **54,848** |

Appendix Table E.5. Yukon River District 3 chinook salmon commercial catch by period, and subsistence catch by age, run of origin and fishery, 1985.

| Strata | Stock Group | Age Group 1.1 | 1.2 | 1.3 | 2.2 | 1.4 | 2.3 | 1.5 | 2.4 | 2.5 | Total |
|---|---|---|---|---|---|---|---|---|---|---|---|
| Period 1 | Lower | 0 | 12 | 14 | 0 | 128 | 0 | 3 | 0 | 0 | 157 |
| 01-Jul | Middle | 0 | 9 | 32 | 0 | 279 | 0 | 9 | 1 | 0 | 330 |
| Unrestricted Mesh Size | **Alaska** | **0** | **21** | **46** | **0** | **407** | **0** | **12** | **1** | **0** | **487** |
| | Upper | 0 | 1 | 101 | 0 | 677 | 9 | 64 | 35 | 4 | 891 |
| | **Total** | **0** | **22** | **147** | **0** | **1,084** | **9** | **76** | **36** | **4** | **1,378** |
| Period 2 | Lower | 0 | 10 | 12 | 0 | 112 | 0 | 3 | 0 | 0 | 137 |
| 04-Jul | Middle | 0 | 8 | 28 | 0 | 244 | 0 | 8 | 1 | 0 | 289 |
| Unrestricted Mesh Size | **Alaska** | **0** | **18** | **40** | **0** | **356** | **0** | **11** | **1** | **0** | **426** |
| | Upper | 0 | 1 | 88 | 0 | 592 | 8 | 56 | 31 | 3 | 779 |
| | **Total** | **0** | **19** | **128** | **0** | **948** | **8** | **67** | **32** | **3** | **1,205** |
| Period 3 | Lower | 0 | 0 | 0 | 0 | 1 | 0 | 0 | 0 | 0 | 1 |
| 15-Jul | Middle | 0 | 0 | 0 | 0 | 1 | 0 | 0 | 0 | 0 | 1 |
| Restricted Mesh Size | **Alaska** | **0** | **0** | **0** | **0** | **2** | **0** | **0** | **0** | **0** | **2** |
| | Upper | 0 | 0 | 0 | 0 | 3 | 0 | 0 | 0 | 0 | 3 |
| | **Total** | **0** | **0** | **0** | **0** | **5** | **0** | **0** | **0** | **0** | **5** |
| Commercial Season Total | Lower | 0 | 22 | 26 | 0 | 241 | 0 | 6 | 0 | 0 | 295 |
| | Middle | 0 | 17 | 60 | 0 | 524 | 0 | 17 | 2 | 0 | 620 |
| | **Alaska** | **0** | **39** | **86** | **0** | **765** | **0** | **23** | **2** | **0** | **915** |
| | Upper | 0 | 2 | 189 | 0 | 1,272 | 17 | 120 | 66 | 7 | 1,673 |
| | **Total** | **0** | **41** | **275** | **0** | **2,037** | **17** | **143** | **68** | **7** | **2,588** |
| Subsistence Catch | Lower | 0 | 17 | 102 | 0 | 825 | 0 | 39 | 0 | 0 | 983 |
| | Middle | 0 | 5 | 76 | 0 | 635 | 0 | 39 | 2 | 0 | 757 |
| | **Alaska** | **0** | **22** | **178** | **0** | **1,460** | **0** | **78** | **2** | **0** | **1,740** |
| | Upper | 0 | 0 | 76 | 0 | 1,181 | 1 | 211 | 95 | 38 | 1,602 |
| | **Total** | **0** | **22** | **254** | **0** | **2,641** | **1** | **289** | **97** | **38** | **3,342** |
| Season Total | Lower | 0 | 39 | 128 | 0 | 1,066 | 0 | 45 | 0 | 0 | 1,278 |
| | Middle | 0 | 22 | 136 | 0 | 1,159 | 0 | 56 | 4 | 0 | 1,377 |
| | **Alaska** | **0** | **61** | **264** | **0** | **2,225** | **0** | **101** | **4** | **0** | **2,655** |
| | Upper | 0 | 2 | 265 | 0 | 2,453 | 18 | 331 | 161 | 45 | 3,275 |
| | **Total** | **0** | **63** | **529** | **0** | **4,678** | **18** | **432** | **165** | **45** | **5,930** |

Appendix Table E.6. Yukon River District 4 chinook salmon commercial and subsistence catch by age, run of origin and fishery, 1985.

| Strata | Stock Group | Age Group 1.1 | 1.2 | 1.3 | 2.2 | 1.4 | 2.3 | 1.5 | 2.4 | 2.5 | Total |
|---|---|---|---|---|---|---|---|---|---|---|---|
| Commercial Gillnet Season Total | Lower | 0 | 20 | 26 | 0 | 54 | 0 | 2 | 0 | 0 | 102 |
| | Middle | 0 | 4 | 15 | 0 | 45 | 0 | 2 | 0 | 0 | 66 |
| | **Alaska** | **0** | **24** | **41** | **0** | **99** | **0** | **4** | **0** | **0** | **168** |
| | Upper | 0 | 0 | 53 | 0 | 326 | 3 | 44 | 3 | 0 | 429 |
| | **Total** | **0** | **24** | **94** | **0** | **425** | **3** | **48** | **3** | **0** | **597** |
| Commercial Fishwheel Season Total | Lower | 0 | 14 | 4 | 0 | 9 | 0 | 0 | 0 | 0 | 27 |
| | Middle | 0 | 5 | 5 | 0 | 7 | 0 | 0 | 0 | 0 | 17 |
| | **Alaska** | **0** | **19** | **9** | **0** | **16** | **0** | **0** | **0** | **0** | **44** |
| | Upper | 0 | 0 | 13 | 0 | 10 | 0 | 0 | 0 | 0 | 23 |
| | **Total** | **0** | **19** | **22** | **0** | **26** | **0** | **0** | **0** | **0** | **67** |
| Commercial Season Total | Lower | 0 | 34 | 30 | 0 | 63 | 0 | 2 | 0 | 0 | 129 |
| | Middle | 0 | 9 | 20 | 0 | 52 | 0 | 2 | 0 | 0 | 83 |
| | **Alaska** | **0** | **43** | **50** | **0** | **115** | **0** | **4** | **0** | **0** | **212** |
| | Upper | 0 | 0 | 66 | 0 | 336 | 3 | 44 | 3 | 0 | 452 |
| | **Total** | **0** | **43** | **116** | **0** | **451** | **3** | **48** | **3** | **0** | **664** |
| Subsistence Season Total | Lower | 0 | 319 | 281 | 0 | 590 | 0 | 19 | 0 | 0 | 1,209 |
| | Middle | 0 | 84 | 187 | 0 | 487 | 0 | 19 | 0 | 0 | 777 |
| | **Alaska** | **0** | **403** | **468** | **0** | **1,077** | **0** | **38** | **0** | **0** | **1,986** |
| | Upper | 0 | 0 | 618 | 0 | 3,148 | 28 | 412 | 28 | 0 | 4,234 |
| | **Total** | **0** | **403** | **1,086** | **0** | **4,225** | **28** | **450** | **28** | **0** | **6,220** |
| Season Total | Lower | 0 | 353 | 311 | 0 | 653 | 0 | 21 | 0 | 0 | 1,338 |
| | Middle | 0 | 93 | 207 | 0 | 539 | 0 | 21 | 0 | 0 | 860 |
| | **Alaska** | **0** | **446** | **518** | **0** | **1,192** | **0** | **42** | **0** | **0** | **2,198** |
| | Upper | 0 | 0 | 684 | 0 | 3,484 | 31 | 456 | 31 | 0 | 4,686 |
| | **Total** | **0** | **446** | **1,202** | **0** | **4,676** | **31** | **498** | **31** | **0** | **6,884** |

Appendix Table E.7. Yukon River District 5 chinook salmon commercial and subsistence catch by age and fishery, 1985, with run of origin presumed to be Upper Run based on geographic location.

| Strata | Stock Group | Age Group 1.1 | 1.2 | 1.3 | 2.2 | 1.4 | 2.3 | 1.5 | 2.4 | 2.5 | Total |
|---|---|---|---|---|---|---|---|---|---|---|---|
| Commercial Gillnet | Upper | 0 | 25 | 150 | 0 | 1,454 | 25 | 501 | 0 | 0 | 2,155 |
| Commercial Fishwheel | Upper | 0 | 150 | 309 | 19 | 552 | 28 | 75 | 84 | 0 | 1,217 |
| Commercial Season Total | Upper | 0 | 175 | 459 | 19 | 2,006 | 53 | 576 | 84 | 0 | 3,372 |
| Subsistence | Upper | 0 | 783 | 2,054 | 85 | 8,977 | 237 | 2,578 | 376 | 0 | 15,090 |
| Season Total | Upper | 0 | 958 | 2,513 | 104 | 10,983 | 290 | 3,154 | 460 | 0 | 18,462 |

Appendix Table E.8. Yukon River District 6 chinook salmon commercial, subsistence and sport fish catch by age and fishery, 1985, with run of origin presumed to be Middle Run based on geographic location.

| Strata | Stock Group | Age Group 1.1 | 1.2 | 1.3 | 2.2 | 1.4 | 2.3 | 1.5 | 2.4 | 2.5 | Total |
|---|---|---|---|---|---|---|---|---|---|---|---|
| Commercial Fishwheel and Gillnet | Middle | 16 | 232 | 531 | 0 | 347 | 0 | 16 | 0 | 0 | 1,142 |
| Sport Fish Catch | Middle | 0 | 167 | 267 | 5 | 844 | 0 | 84 | 1 | 0 | 1,368 |
| Subsistence | Middle | 120 | 1,743 | 3,990 | 0 | 2,607 | 0 | 120 | 0 | 0 | 8,580 |
| Season Total | Middle | 136 | 2,142 | 4,788 | 5 | 3,798 | 0 | 220 | 1 | 0 | 11,090 |

Appendix Table E.9. Yukon River Canadian commercial and non-commercial chinook salmon catch by age and fishery, 1985, with run of origin presumed to be Upper Run based on geographic location.

| Strata | Stock Group | Age Group 1.1 | 1.2 | 1.3 | 2.2 | 1.4 | 2.3 | 1.5 | 2.4 | 2.5 | Total |
|---|---|---|---|---|---|---|---|---|---|---|---|
| Commercial | Upper | 0 | 25 | 1,295 | 0 | 8,223 | 63 | 2,590 | 289 | 88 | 12,573 |
| Non-Commercial | Upper | 0 | 13 | 693 | 0 | 4,400 | 34 | 1,386 | 155 | 47 | 6,728 |
| Season Total | Upper | 0 | 38 | 1,988 | 0 | 12,623 | 97 | 3,976 | 444 | 135 | 19,301 |

Appendix Table E.10. Yukon River chinook salmon catch by age, run of origin and fishery, 1985.

| District | Fishery | Stock Group | Age Group 1.1 | 1.2 | 1.3 | 2.2 | 1.4 | 2.3 | 1.5 | 2.4 | 2.5 | Total |
|---|---|---|---|---|---|---|---|---|---|---|---|---|
| 1 | Commercial | Lower | 0 | 3,389 | 4,211 | 0 | 27,011 | 0 | 1,476 | 0 | 0 | 36,087 |
| | | Middle | 0 | 216 | 1,584 | 0 | 15,130 | 0 | 1,007 | 35 | 0 | 17,972 |
| | | **Alaska** | **0** | **3,605** | **5,795** | **0** | **42,141** | **0** | **2,483** | **35** | **0** | **54,059** |
| | | Upper | 0 | 16 | 2,023 | 0 | 26,601 | 47 | 5,264 | 1,717 | 284 | 35,952 |
| | | **Total** | **0** | **3,621** | **7,818** | **0** | **68,742** | **47** | **7,747** | **1,752** | **284** | **90,011** |
| | Subsistence | Lower | 0 | 148 | 154 | 0 | 524 | 0 | 21 | 0 | 0 | 847 |
| | | Middle | 0 | 45 | 152 | 0 | 739 | 0 | 39 | 1 | 0 | 976 |
| | | **Alaska** | **0** | **193** | **306** | **0** | **1,263** | **0** | **60** | **1** | **0** | **1,823** |
| | | Upper | 0 | 1 | 100 | 0 | 978 | 0 | 152 | 17 | 0 | 1,248 |
| | | **Total** | **0** | **194** | **406** | **0** | **2,241** | **0** | **212** | **18** | **0** | **3,071** |
| 2 | Commercial | Lower | 0 | 3,210 | 2,659 | 6 | 10,464 | 0 | 724 | 0 | 0 | 17,063 |
| | | Middle | 0 | 579 | 1,809 | 6 | 9,043 | 0 | 603 | 20 | 0 | 12,060 |
| | | **Alaska** | **0** | **3,789** | **4,468** | **12** | **19,507** | **0** | **1,327** | **20** | **0** | **29,123** |
| | | Upper | 0 | 8 | 1,444 | 6 | 13,765 | 181 | 2,869 | 914 | 55 | 19,242 |
| | | **Total** | **0** | **3,797** | **5,912** | **18** | **33,272** | **181** | **4,196** | **934** | **55** | **48,365** |
| | Subsistence | Lower | 0 | 95 | 218 | 0 | 803 | 0 | 41 | 0 | 0 | 1,157 |
| | | Middle | 0 | 29 | 115 | 0 | 2,119 | 0 | 151 | 4 | 0 | 2,418 |
| | | **Alaska** | **0** | **124** | **333** | **0** | **2,922** | **0** | **192** | **4** | **0** | **3,575** |
| | | Upper | 0 | 1 | 182 | 0 | 2,177 | 0 | 450 | 98 | 0 | 2,908 |
| | | **Total** | **0** | **125** | **515** | **0** | **5,099** | **0** | **642** | **102** | **0** | **6,483** |
| 3 | Commercial | Lower | 0 | 22 | 28 | 0 | 241 | 0 | 6 | 0 | 0 | 295 |
| | | Middle | 0 | 17 | 60 | 0 | 524 | 0 | 17 | 2 | 0 | 620 |
| | | **Alaska** | **0** | **39** | **86** | **0** | **765** | **0** | **23** | **2** | **0** | **915** |
| | | Upper | 0 | 2 | 189 | 0 | 1,272 | 17 | 120 | 66 | 7 | 1,673 |
| | | **Total** | **0** | **41** | **275** | **0** | **2,037** | **17** | **143** | **68** | **7** | **2,588** |
| | Subsistence | Lower | 0 | 17 | 102 | 0 | 825 | 0 | 39 | 0 | 0 | 983 |
| | | Middle | 0 | 5 | 76 | 0 | 635 | 0 | 39 | 2 | 0 | 757 |
| | | **Alaska** | **0** | **22** | **178** | **0** | **1,460** | **0** | **78** | **2** | **0** | **1,740** |
| | | Upper | 0 | 0 | 76 | 0 | 1,181 | 1 | 211 | 95 | 38 | 1,602 |
| | | **Total** | **0** | **22** | **254** | **0** | **2,641** | **1** | **289** | **97** | **38** | **3,342** |
| 4 | Commercial | Lower | 0 | 34 | 30 | 0 | 63 | 0 | 2 | 0 | 0 | 129 |
| | | Middle | 0 | 9 | 20 | 0 | 52 | 0 | 2 | 0 | | 83 |
| | | **Alaska** | **0** | **43** | **50** | **0** | **115** | **0** | **4** | **0** | **0** | **212** |
| | | Upper | 0 | 0 | 66 | 0 | 336 | 3 | 44 | 3 | 0 | 452 |
| | | **Total** | **0** | **43** | **116** | **0** | **451** | **3** | **48** | **3** | **0** | **664** |
| | Subsistence | Lower | 0 | 319 | 281 | 0 | 590 | 0 | 19 | 0 | 0 | 1,209 |
| | | Middle | 0 | 84 | 187 | 0 | 487 | 0 | 19 | 0 | 0 | 777 |
| | | **Alaska** | **0** | **403** | **468** | **0** | **1,077** | **0** | **38** | **0** | **0** | **1,986** |
| | | Upper | 0 | 0 | 618 | 0 | 3,148 | 28 | 412 | 28 | 0 | 4,234 |
| | | **Total** | **0** | **403** | **1,086** | **0** | **4,225** | **28** | **450** | **28** | **0** | **6,220** |
| 5 | Commercial | Upper | 0 | 175 | 459 | 19 | 2,006 | 53 | 576 | 84 | 0 | 3,372 |
| | Subsistence | Upper | 0 | 783 | 2,054 | 85 | 8,977 | 237 | 2,578 | 376 | 0 | 15,090 |
| 6 | Commercial | Middle | 16 | 232 | 531 | 0 | 347 | 0 | 16 | 0 | 0 | 1,142 |
| | Sport Fish | Middle | 0 | 167 | 267 | 5 | 844 | 0 | 84 | 1 | 0 | 1,368 |
| | Subsistence | Middle | 120 | 1,743 | 3,990 | 0 | 2,607 | 0 | 120 | 0 | 0 | 8,580 |
| **Alaska Total** | | Lower | 0 | 7,234 | 7,681 | 6 | 40,521 | 0 | 2,328 | 0 | 0 | 57,770 |
| | | Middle | 136 | 3,126 | 8,791 | 11 | 32,527 | 0 | 2,097 | 65 | 0 | 46,753 |
| | | **Alaska** | **136** | **10,360** | **16,472** | **17** | **73,048** | **0** | **4,425** | **65** | **0** | **104,523** |
| | | Upper | 0 | 986 | 7,211 | 110 | 60,441 | 567 | 12,676 | 3,398 | 384 | 85,773 |
| | | **Total** | **136** | **11,346** | **23,683** | **127** | **133,489** | **567** | **17,101** | **3,463** | **384** | **190,296** |
| **Canada Total** | Commercial | Upper | 0 | 25 | 1,295 | 0 | 8,223 | 63 | 2,590 | 289 | 88 | 12,573 |
| | Non-Commercial | Upper | 0 | 13 | 693 | 0 | 4,400 | 34 | 1,386 | 155 | 47 | 6,728 |
| | | **Total** | **0** | **38** | **1,988** | **0** | **12,623** | **97** | **3,976** | **444** | **135** | **19,301** |
| **Total Harvest** | | Lower | 0 | 7,234 | 7,681 | 6 | 40,521 | 0 | 2,328 | 0 | 0 | 57,770 |
| | | Middle | 136 | 3,126 | 8,791 | 11 | 32,527 | 0 | 2,097 | 65 | 0 | 46,753 |
| | | **Alaska** | **136** | **10,360** | **16,472** | **17** | **73,048** | **0** | **4,425** | **65** | **0** | **104,523** |
| | | Upper | 0 | 1,024 | 9,199 | 110 | 73,064 | 664 | 16,652 | 3,842 | 519 | 105,074 |
| | | **Total** | **136** | **11,384** | **25,671** | **127** | **146,112** | **664** | **21,077** | **3,907** | **519** | **209,597** |

Appendix Table E.11. Yukon River chinook salmon catch proportions by age, run of origin and fishery, 1985.

| District | Fishery | Stock Group | Age Group 1.1 | 1.2 | 1.3 | 2.2 | 1.4 | 2.3 | 1.5 | 2.4 | 2.5 | Total |
|---|---|---|---|---|---|---|---|---|---|---|---|---|
| 1 | Commercial | Lower | 0.000 | 0.038 | 0.047 | 0.000 | 0.300 | 0.000 | 0.016 | 0.000 | 0.000 | 0.401 |
| | | Middle | 0.000 | 0.002 | 0.018 | 0.000 | 0.168 | 0.000 | 0.011 | 0.000 | 0.000 | 0.200 |
| | | **Alaska** | **0.000** | **0.040** | **0.064** | **0.000** | **0.468** | **0.000** | **0.028** | **0.000** | **0.000** | **0.601** |
| | | Upper | 0.000 | 0.000 | 0.022 | 0.000 | 0.296 | 0.001 | 0.058 | 0.019 | 0.003 | 0.399 |
| | | **Total** | **0.000** | **0.040** | **0.087** | **0.000** | **0.764** | **0.001** | **0.086** | **0.019** | **0.003** | **1.000** |
| | Subsistence | Lower | 0.000 | 0.048 | 0.050 | 0.000 | 0.171 | 0.000 | 0.007 | 0.000 | 0.000 | 0.276 |
| | | Middle | 0.000 | 0.015 | 0.049 | 0.000 | 0.241 | 0.000 | 0.013 | 0.000 | 0.000 | 0.318 |
| | | **Alaska** | **0.000** | **0.063** | **0.100** | **0.000** | **0.411** | **0.000** | **0.020** | **0.000** | **0.000** | **0.594** |
| | | Upper | 0.000 | 0.000 | 0.033 | 0.000 | 0.318 | 0.000 | 0.049 | 0.006 | 0.000 | 0.406 |
| | | **Total** | **0.000** | **0.063** | **0.132** | **0.000** | **0.730** | **0.000** | **0.069** | **0.006** | **0.000** | **1.000** |
| 2 | Commercial | Lower | 0.000 | 0.066 | 0.055 | 0.000 | 0.216 | 0.000 | 0.015 | 0.000 | 0.000 | 0.353 |
| | | Middle | 0.000 | 0.012 | 0.037 | 0.000 | 0.187 | 0.000 | 0.012 | 0.000 | 0.000 | 0.249 |
| | | **Alaska** | **0.000** | **0.078** | **0.092** | **0.000** | **0.403** | **0.000** | **0.027** | **0.000** | **0.000** | **0.602** |
| | | Upper | 0.000 | 0.000 | 0.030 | 0.000 | 0.285 | 0.004 | 0.059 | 0.019 | 0.001 | 0.398 |
| | | **Total** | **0.000** | **0.079** | **0.122** | **0.000** | **0.688** | **0.004** | **0.087** | **0.019** | **0.001** | **1.000** |
| | Subsistence | Lower | 0.000 | 0.015 | 0.034 | 0.000 | 0.124 | 0.000 | 0.006 | 0.000 | 0.000 | 0.178 |
| | | Middle | 0.000 | 0.004 | 0.018 | 0.000 | 0.327 | 0.000 | 0.023 | 0.001 | 0.000 | 0.373 |
| | | **Alaska** | **0.000** | **0.019** | **0.051** | **0.000** | **0.451** | **0.000** | **0.030** | **0.001** | **0.000** | **0.551** |
| | | Upper | 0.000 | 0.000 | 0.028 | 0.000 | 0.336 | 0.000 | 0.069 | 0.015 | 0.000 | 0.449 |
| | | **Total** | **0.000** | **0.019** | **0.079** | **0.000** | **0.787** | **0.000** | **0.099** | **0.016** | **0.000** | **1.000** |
| 3 | Commercial | Lower | 0.000 | 0.009 | 0.010 | 0.000 | 0.093 | 0.000 | 0.002 | 0.000 | 0.000 | 0.114 |
| | | Middle | 0.000 | 0.007 | 0.023 | 0.000 | 0.202 | 0.000 | 0.007 | 0.001 | 0.000 | 0.240 |
| | | **Alaska** | **0.000** | **0.015** | **0.033** | **0.000** | **0.296** | **0.000** | **0.009** | **0.001** | **0.000** | **0.354** |
| | | Upper | 0.000 | 0.001 | 0.073 | 0.000 | 0.491 | 0.007 | 0.046 | 0.026 | 0.003 | 0.646 |
| | | **Total** | **0.000** | **0.016** | **0.106** | **0.000** | **0.787** | **0.007** | **0.055** | **0.026** | **0.003** | **1.000** |
| | Subsistence | Lower | 0.000 | 0.005 | 0.031 | 0.000 | 0.247 | 0.000 | 0.012 | 0.000 | 0.000 | 0.294 |
| | | Middle | 0.000 | 0.001 | 0.023 | 0.000 | 0.190 | 0.000 | 0.012 | 0.001 | 0.000 | 0.227 |
| | | **Alaska** | **0.000** | **0.007** | **0.053** | **0.000** | **0.437** | **0.000** | **0.023** | **0.001** | **0.000** | **0.521** |
| | | Upper | 0.000 | 0.000 | 0.023 | 0.000 | 0.353 | 0.000 | 0.063 | 0.028 | 0.011 | 0.479 |
| | | **Total** | **0.000** | **0.007** | **0.076** | **0.000** | **0.790** | **0.000** | **0.086** | **0.029** | **0.011** | **1.000** |
| 4 | Commercial | Lower | 0.000 | 0.051 | 0.045 | 0.000 | 0.095 | 0.000 | 0.003 | 0.000 | 0.000 | 0.194 |
| | | Middle | 0.000 | 0.014 | 0.030 | 0.000 | 0.078 | 0.000 | 0.003 | 0.000 | | 0.125 |
| | | **Alaska** | **0.000** | **0.065** | **0.075** | **0.000** | **0.173** | **0.000** | **0.006** | **0.000** | **0.000** | **0.319** |
| | | Upper | 0.000 | 0.000 | 0.099 | 0.000 | 0.506 | 0.005 | 0.066 | 0.005 | 0.000 | 0.681 |
| | | **Total** | **0.000** | **0.065** | **0.175** | **0.000** | **0.679** | **0.005** | **0.072** | **0.005** | **0.000** | **1.000** |
| | Subsistence | Lower | 0.000 | 0.051 | 0.045 | 0.000 | 0.095 | 0.000 | 0.003 | 0.000 | 0.000 | 0.194 |
| | | Middle | 0.000 | 0.014 | 0.030 | 0.000 | 0.078 | 0.000 | 0.003 | 0.000 | 0.000 | 0.125 |
| | | **Alaska** | **0.000** | **0.065** | **0.075** | **0.000** | **0.173** | **0.000** | **0.006** | **0.000** | **0.000** | **0.319** |
| | | Upper | 0.000 | 0.000 | 0.099 | 0.000 | 0.506 | 0.005 | 0.066 | 0.005 | 0.000 | 0.681 |
| | | **Total** | **0.000** | **0.065** | **0.175** | **0.000** | **0.679** | **0.005** | **0.072** | **0.005** | **0.000** | **1.000** |
| 5 | Commercial | Upper | 0.000 | 0.052 | 0.136 | 0.006 | 0.595 | 0.016 | 0.171 | 0.025 | 0.000 | 1.000 |
| | Subsistence | Upper | 0.000 | 0.052 | 0.136 | 0.006 | 0.595 | 0.016 | 0.171 | 0.025 | 0.000 | 1.000 |
| 6 | Commercial | Middle | 0.014 | 0.203 | 0.465 | 0.000 | 0.304 | 0.000 | 0.014 | 0.000 | 0.000 | 1.000 |
| | Sport Fish | Middle | 0.000 | 0.122 | 0.195 | 0.004 | 0.617 | 0.000 | 0.061 | 0.001 | 0.000 | 1.000 |
| | Subsistence | Middle | 0.014 | 0.203 | 0.465 | 0.000 | 0.304 | 0.000 | 0.014 | 0.000 | 0.000 | 1.000 |
| Alaska Total | | Lower | 0.000 | 0.038 | 0.040 | 0.000 | 0.213 | 0.000 | 0.012 | 0.000 | 0.000 | 0.304 |
| | | Middle | 0.001 | 0.016 | 0.046 | 0.000 | 0.171 | 0.000 | 0.011 | 0.000 | 0.000 | 0.246 |
| | | **Alaska** | **0.001** | **0.054** | **0.087** | **0.000** | **0.384** | **0.000** | **0.023** | **0.000** | **0.000** | **0.549** |
| | | Upper | 0.000 | 0.005 | 0.038 | 0.001 | 0.318 | 0.003 | 0.067 | 0.018 | 0.002 | 0.451 |
| | | **Total** | **0.001** | **0.060** | **0.124** | **0.001** | **0.701** | **0.003** | **0.090** | **0.018** | **0.002** | **1.000** |
| Canada Total | Commercial | Upper | 0.000 | 0.001 | 0.067 | 0.000 | 0.426 | 0.003 | 0.134 | 0.015 | 0.005 | 0.651 |
| | Non-Commercial | Upper | 0.000 | 0.001 | 0.036 | 0.000 | 0.228 | 0.002 | 0.072 | 0.008 | 0.002 | 0.349 |
| | | **Total** | **0.000** | **0.002** | **0.103** | **0.000** | **0.654** | **0.005** | **0.206** | **0.023** | **0.007** | **1.000** |
| Total Harvest | | Lower | 0.000 | 0.035 | 0.037 | 0.000 | 0.193 | 0.000 | 0.011 | 0.000 | 0.000 | 0.276 |
| | | Middle | 0.001 | 0.015 | 0.042 | 0.000 | 0.155 | 0.000 | 0.010 | 0.000 | 0.000 | 0.223 |
| | | **Alaska** | **0.001** | **0.049** | **0.079** | **0.000** | **0.349** | **0.000** | **0.021** | **0.000** | **0.000** | **0.499** |
| | | Upper | 0.000 | 0.005 | 0.044 | 0.001 | 0.349 | 0.003 | 0.079 | 0.018 | 0.002 | 0.501 |
| | | **Total** | **0.001** | **0.054** | **0.122** | **0.001** | **0.697** | **0.003** | **0.101** | **0.019** | **0.002** | **1.000** |

Appendix Table F.1. Yukon River District 1 chinook salmon commercial catch by age, run of origin and period, 1986.

| Strata | Stock Group | Age Group 1.1 | 1.2 | 1.3 | 2.2 | 1.4 | 2.3 | 1.5 | 2.4 | 2.5 | Total |
|---|---|---|---|---|---|---|---|---|---|---|---|
| Period 1 | Lower | 0 | 7 | 302 | 0 | 206 | 1 | 36 | 2 | 0 | 554 |
| 14-Jun | Middle | 0 | 34 | 203 | 0 | 0 | 0 | 0 | 0 | 0 | 237 |
| Restricted | | | | | | | | | | | |
| Mesh Size | **Alaska** | **0** | **41** | **505** | **0** | **206** | **1** | **36** | **2** | **0** | **791** |
| | Upper | 0 | 8 | 752 | 0 | 777 | 19 | 288 | 18 | 10 | 1,872 |
| | **Total** | **0** | **49** | **1,257** | **0** | **983** | **20** | **324** | **20** | **10** | **2,663** |
| Period 2 | Lower | 0 | 46 | 2,313 | 0 | 1,094 | 3 | 328 | 14 | 0 | 3,798 |
| 19-Jun | Middle | 0 | 51 | 335 | 0 | 231 | 3 | 85 | 1 | 0 | 706 |
| Unrestricted | | | | | | | | | | | |
| Mesh Size | **Alaska** | **0** | **97** | **2,648** | **0** | **1,325** | **6** | **413** | **15** | **0** | **4,504** |
| | Upper | 0 | 28 | 2,769 | 0 | 8,513 | 118 | 5,440 | 297 | 62 | 17,227 |
| | **Total** | **0** | **125** | **5,417** | **0** | **9,838** | **124** | **5,853** | **312** | **62** | **21,731** |
| Period 3 | Lower | 0 | 13 | 589 | 0 | 218 | 1 | 63 | 3 | 0 | 887 |
| 23-Jun | Middle | 0 | 27 | 165 | 0 | 89 | 1 | 32 | 0 | 0 | 314 |
| Unrestricted | | | | | | | | | | | |
| Mesh Size | **Alaska** | **0** | **40** | **754** | **0** | **307** | **2** | **95** | **3** | **0** | **1,201** |
| | Upper | 0 | 19 | 1,800 | 0 | 4,332 | 57 | 2,666 | 144 | 29 | 9,047 |
| | **Total** | **0** | **59** | **2,554** | **0** | **4,639** | **59** | **2,761** | **147** | **29** | **10,248** |
| Period 4 | Lower | 0 | 44 | 913 | 0 | 460 | 3 | 96 | 6 | 0 | 1,522 |
| 25-Jun | Middle | 0 | 32 | 88 | 0 | 74 | 3 | 19 | 0 | 0 | 216 |
| Restricted | | | | | | | | | | | |
| Mesh Size | **Alaska** | **0** | **76** | **1,001** | **0** | **534** | **6** | **115** | **6** | **0** | **1,738** |
| | Upper | 0 | 27 | 1,104 | 0 | 806 | 28 | 360 | 28 | 0 | 2,353 |
| | **Total** | **0** | **103** | **2,105** | **0** | **1,340** | **34** | **475** | **34** | **0** | **4,091** |
| Period 5 | Lower | 0 | 23 | 915 | 0 | 701 | 0 | 181 | 2 | 0 | 1,822 |
| 29-Jun | Middle | 0 | 0 | 0 | 0 | 0 | 0 | 0 | 0 | 0 | 0 |
| Unrestricted | | | | | | | | | | | |
| Mesh Size | **Alaska** | **0** | **23** | **915** | **0** | **701** | **0** | **181** | **2** | **0** | **1,822** |
| | Upper | 0 | 9 | 689 | 0 | 1,951 | 0 | 1,073 | 14 | 0 | 3,736 |
| | **Total** | **0** | **32** | **1,604** | **0** | **2,652** | **0** | **1,254** | **16** | **0** | **5,558** |
| Period 6 | Lower | 0 | 29 | 409 | 0 | 222 | 0 | 58 | 0 | 0 | 718 |
| 02-Jul | Middle | 0 | 18 | 33 | 0 | 0 | 0 | 0 | 0 | 0 | 51 |
| Restricted | | | | | | | | | | | |
| Mesh Size | **Alaska** | **0** | **47** | **442** | **0** | **222** | **0** | **58** | **0** | **0** | **769** |
| | Upper | 0 | 14 | 393 | 0 | 278 | 0 | 154 | 0 | 0 | 839 |
| | **Total** | **0** | **61** | **835** | **0** | **500** | **0** | **212** | **0** | **0** | **1,608** |
| Period 7 | Lower | 0 | 9 | 789 | 0 | 1,422 | 0 | 486 | 12 | 0 | 2,718 |
| 03-Jul | Middle | 0 | 7 | 76 | 0 | 0 | 0 | 0 | 0 | 0 | 83 |
| Unrestricted | | | | | | | | | | | |
| Mesh Size | **Alaska** | **0** | **16** | **865** | **0** | **1,422** | **0** | **486** | **12** | **0** | **2,801** |
| | Upper | 0 | 3 | 525 | 0 | 1,163 | 0 | 846 | 27 | 20 | 2,584 |
| | **Total** | **0** | **19** | **1,390** | **0** | **2,585** | **0** | **1,332** | **39** | **20** | **5,385** |
| Period 8 | Lower | 0 | 22 | 120 | 0 | 77 | 0 | 35 | 4 | 0 | 258 |
| 07-Jul | Middle | 0 | 14 | 10 | 0 | 0 | 0 | 0 | 4 | 0 | 28 |
| Restricted | | | | | | | | | | | |
| Mesh Size | **Alaska** | **0** | **36** | **130** | **0** | **77** | **0** | **35** | **8** | **0** | **286** |
| | Upper | 0 | 11 | 115 | 0 | 97 | 0 | 93 | 4 | 0 | 320 |
| | **Total** | | | | | | | | | | **606** |
| Period 9 | Lower | 0 | 0 | 268 | 0 | 84 | 0 | 13 | 0 | 0 | 365 |
| 10-Jul | Middle | 0 | 0 | 22 | 0 | 0 | 0 | 0 | 0 | 0 | 22 |
| Restricted | | | | | | | | | | | |
| Mesh Size | **Alaska** | **0** | **0** | **290** | **0** | **84** | **0** | **13** | **0** | **0** | **387** |
| | Upper | 0 | 0 | 257 | 0 | 106 | 0 | 34 | 0 | 0 | 397 |
| | **Total** | **0** | **0** | **547** | **0** | **190** | **0** | **47** | **0** | **0** | **784** |
| Period 10 | Lower | 0 | 12 | 35 | 0 | 64 | 0 | 33 | 0 | 0 | 144 |
| 14-Jul | Middle | 0 | 7 | 3 | 0 | 0 | 0 | 0 | 0 | 0 | 10 |
| Restricted | | | | | | | | | | | |
| Mesh Size | **Alaska** | **0** | **19** | **38** | **0** | **64** | **0** | **33** | **0** | **0** | **154** |
| | Upper | 0 | 6 | 34 | 0 | 80 | 0 | 87 | 0 | 0 | 207 |
| | **Total** | **0** | **25** | **72** | **0** | **144** | **0** | **120** | **0** | **0** | **361** |

Appendix Table F.2. Yukon River District 1 chinook salmon commercial and subsistence catch by age, run of origin and fishery, 1986.

| Strata | Stock Group | Age Group 1.1 | 1.2 | 1.3 | 2.2 | 1.4 | 2.3 | 1.5 | 2.4 | 2.5 | Total |
|---|---|---|---|---|---|---|---|---|---|---|---|
| Unrestricted Mesh Size Season Total | Lower | 0 | 91 | 4,606 | 0 | 3,435 | 4 | 1,058 | 31 | 0 | 9,225 |
| | Middle | 0 | 85 | 576 | 0 | 320 | 4 | 117 | 1 | 0 | 1,103 |
| | **Alaska** | **0** | **176** | **5,182** | **0** | **3,755** | **8** | **1,175** | **32** | **0** | **10,328** |
| | Upper | 0 | 59 | 5,783 | 0 | 15,959 | 175 | 10,025 | 482 | 111 | 32,594 |
| | **Total** | **0** | **235** | **10,965** | **0** | **19,714** | **183** | **11,200** | **514** | **111** | **42,922** |
| Restricted Mesh Size Season Total | Lower | 0 | 114 | 2,047 | 0 | 1,113 | 4 | 271 | 12 | 0 | 3,561 |
| | Middle | 0 | 105 | 359 | 0 | 74 | 3 | 19 | 4 | 0 | 564 |
| | **Alaska** | **0** | **219** | **2,406** | **0** | **1,187** | **7** | **290** | **16** | **0** | **4,125** |
| | Upper | 0 | 66 | 2,655 | 0 | 2,144 | 47 | 1,016 | 50 | 10 | 5,988 |
| | **Total** | **0** | **285** | **5,061** | **0** | **3,331** | **54** | **1,306** | **66** | **10** | **10,113** |
| Commercial Season Total | Lower | 0 | 205 | 6,653 | 0 | 4,548 | 8 | 1,329 | 43 | 0 | 12,786 |
| | Middle | 0 | 190 | 935 | 0 | 394 | 7 | 136 | 5 | 0 | 1,667 |
| | **Alaska** | **0** | **395** | **7,588** | **0** | **4,942** | **15** | **1,465** | **48** | **0** | **14,453** |
| | Upper | 0 | 125 | 8,438 | 0 | 18,103 | 222 | 11,041 | 532 | 121 | 38,582 |
| | **Total** | **0** | **520** | **16,026** | **0** | **23,045** | **237** | **12,506** | **580** | **121** | **53,035** |
| Subsistence | Lower | 0 | 11 | 543 | 0 | 414 | 2 | 74 | 3 | 0 | 1,047 |
| | Middle | 0 | 72 | 477 | 0 | 92 | 2 | 20 | 0 | 0 | 663 |
| | **Alaska** | **0** | **83** | **1,020** | **0** | **506** | **4** | **94** | **3** | **0** | **1,710** |
| | Upper | 0 | 15 | 1,472 | 0 | 1,441 | 35 | 548 | 35 | 19 | 3,565 |
| | **Total** | **0** | **98** | **2,492** | **0** | **1,947** | **39** | **642** | **38** | **19** | **5,275** |
| Season Total | Lower | 0 | 216 | 7,196 | 0 | 4,962 | 10 | 1,403 | 46 | 0 | 13,833 |
| | Middle | 0 | 262 | 1,412 | 0 | 486 | 9 | 156 | 5 | 0 | 2,330 |
| | **Alaska** | **0** | **478** | **8,608** | **0** | **5,448** | **19** | **1,559** | **51** | **0** | **16,163** |
| | Upper | 0 | 140 | 9,910 | 0 | 19,544 | 257 | 11,589 | 567 | 140 | 42,147 |
| | **Total** | **0** | **618** | **18,518** | **0** | **24,992** | **276** | **13,148** | **618** | **140** | **58,310** |

Appendix Table F.3. Yukon River District 2 chinook salmon commercial catch by age, run of origin and period, 1986.

| Strata | Stock Group | Age Group 1.1 | 1.2 | 1.3 | 2.2 | 1.4 | 2.3 | 1.5 | 2.4 | 2.5 | Total |
|---|---|---|---|---|---|---|---|---|---|---|---|
| Period 1 | Lower | 0 | 13 | 61 | 0 | 83 | 2 | 22 | 2 | 0 | 183 |
| 15-Jun | Middle | 0 | 12 | 8 | 0 | 0 | 0 | 0 | 0 | 0 | 20 |
| Restricted | | | | | | | | | | | |
| Mesh Size | **Alaska** | **0** | **25** | **69** | **0** | **83** | **2** | **22** | **2** | **0** | **203** |
| | Upper | 0 | 37 | 333 | 0 | 126 | 19 | 72 | 8 | 0 | 595 |
| | **Total** | **0** | **62** | **402** | **0** | **209** | **21** | **94** | **10** | **0** | **798** |
| Period 2 | Lower | 0 | 27 | 169 | 0 | 73 | 2 | 17 | 1 | 0 | 289 |
| 21-Jun | Middle | 0 | 56 | 46 | 0 | 44 | 5 | 13 | 0 | 0 | 164 |
| Restricted | | | | | | | | | | | |
| Mesh Size | **Alaska** | **0** | **83** | **215** | **0** | **117** | **7** | **30** | **1** | **0** | **453** |
| | Upper | 0 | 55 | 671 | 0 | 346 | 41 | 177 | 19 | 0 | 1,309 |
| | **Total** | **0** | **138** | **886** | **0** | **463** | **48** | **207** | **20** | **0** | **1,762** |
| Period 3 | Lower | 0 | 279 | 2,113 | 0 | 633 | 14 | 152 | 12 | 0 | 3,203 |
| 22-Jun | Middle | 0 | 547 | 550 | 0 | 314 | 39 | 93 | 2 | 0 | 1,545 |
| Unrestricted | | | | | | | | | | | |
| Mesh Size | **Alaska** | **0** | **826** | **2,663** | **0** | **947** | **53** | **245** | **14** | **0** | **4,748** |
| | Upper | 0 | 307 | 4,628 | 0 | 2,862 | 338 | 1,466 | 156 | 0 | 9,757 |
| | **Total** | **0** | **1,133** | **7,291** | **0** | **3,809** | **391** | **1,711** | **170** | **0** | **14,505** |
| Period 4 | Lower | 0 | 11 | 237 | 0 | 120 | 1 | 25 | 2 | 0 | 396 |
| 24-Jun | Middle | 0 | 8 | 23 | 0 | 19 | 1 | 5 | 0 | 0 | 56 |
| Restricted | | | | | | | | | | | |
| Mesh Size | **Alaska** | **0** | **19** | **260** | **0** | **139** | **2** | **30** | **2** | **0** | **452** |
| | Upper | 0 | 7 | 287 | 0 | 209 | 7 | 94 | 7 | 0 | 611 |
| | **Total** | **0** | **26** | **547** | **0** | **348** | **9** | **124** | **9** | **0** | **1,063** |
| Period 5 | Lower | 0 | 7 | 1,719 | 0 | 2,384 | 8 | 743 | 18 | 0 | 4,879 |
| 26-Jun | Middle | 0 | 20 | 627 | 0 | 32 | 1 | 12 | 0 | 0 | 692 |
| Unrestricted | | | | | | | | | | | |
| Mesh Size | **Alaska** | **0** | **27** | **2,346** | **0** | **2,416** | **9** | **755** | **18** | **0** | **5,571** |
| | Upper | 0 | 3 | 1,492 | 0 | 3,021 | 57 | 2,006 | 63 | 35 | 6,677 |
| | **Total** | **0** | **30** | **3,838** | **0** | **5,437** | **66** | **2,761** | **81** | **35** | **12,248** |
| Period 6 | Lower | 0 | 16 | 1,012 | 2 | 2,106 | 13 | 931 | 34 | 0 | 4,114 |
| 01-Jul | Middle | 0 | 28 | 231 | 0 | 84 | 3 | 46 | 0 | 0 | 392 |
| Unrestricted | | | | | | | | | | | |
| Mesh Size | **Alaska** | **0** | **44** | **1,243** | **2** | **2,190** | **16** | **977** | **34** | **0** | **4,506** |
| | Upper | 0 | 5 | 588 | 3 | 1,134 | 38 | 1,068 | 50 | 25 | 2,911 |
| | **Total** | **0** | **49** | **1,831** | **5** | **3,324** | **54** | **2,045** | **84** | **25** | **7,417** |
| Period 7 | Lower | 0 | 30 | 163 | 0 | 105 | 0 | 48 | 5 | 0 | 351 |
| 03-Jul | Middle | 0 | 19 | 14 | 0 | 0 | 0 | 0 | 5 | 0 | 38 |
| Restricted | | | | | | | | | | | |
| Mesh Size | **Alaska** | **0** | **49** | **177** | **0** | **105** | **0** | **48** | **10** | **0** | **389** |
| | Upper | 0 | 15 | 156 | 0 | 132 | 0 | 127 | 5 | 0 | 435 |
| | **Total** | **0** | **64** | **333** | **0** | **237** | **0** | **175** | **15** | **0** | **824** |
| Period 8 | Lower | 0 | 4 | 217 | 0 | 390 | 2 | 147 | 5 | 0 | 765 |
| 06-Jul | Middle | 0 | 10 | 80 | 0 | 110 | 3 | 51 | 0 | 0 | 254 |
| Unrestricted | | | | | | | | | | | |
| Mesh Size | **Alaska** | **0** | **14** | **297** | **0** | **500** | **5** | **198** | **5** | **0** | **1,019** |
| | Upper | 0 | 3 | 304 | 1 | 589 | 14 | 473 | 22 | 8 | 1,414 |
| | **Total** | **0** | **17** | **601** | **1** | **1,089** | **19** | **671** | **27** | **8** | **2,433** |
| Period 9 | Lower | 0 | 0 | 155 | 0 | 49 | 0 | 8 | 0 | 0 | 212 |
| 09-Jul | Middle | 0 | 0 | 13 | 0 | 0 | 0 | 0 | 0 | 0 | 13 |
| Restricted | | | | | | | | | | | |
| Mesh Size | **Alaska** | **0** | **0** | **168** | **0** | **49** | **0** | **8** | **0** | **0** | **225** |
| | Upper | 0 | 0 | 149 | 0 | 61 | 0 | 20 | 0 | 0 | 230 |
| | **Total** | **0** | **0** | **317** | **0** | **110** | **0** | **28** | **0** | **0** | **455** |
| Period 10 | Lower | 0 | 11 | 33 | 0 | 61 | 0 | 32 | 0 | 0 | 137 |
| 13-Jul | Middle | 0 | 7 | 3 | 0 | 0 | 0 | 0 | 0 | 0 | 10 |
| Restricted | | | | | | | | | | | |
| Mesh Size | **Alaska** | **0** | **18** | **36** | **0** | **61** | **0** | **32** | **0** | **0** | **147** |
| | Upper | 0 | 6 | 32 | 0 | 76 | 0 | 83 | 0 | 0 | 197 |
| | **Total** | **0** | **24** | **68** | **0** | **137** | **0** | **115** | **0** | **0** | **344** |

Appendix Table F.4. Yukon River District 2 chinook salmon commercial and subsistence catch by age, run of origin and fishery, 1986.

| Strata | Stock Group | Age Group 1.1 | 1.2 | 1.3 | 2.2 | 1.4 | 2.3 | 1.5 | 2.4 | 2.5 | Total |
|---|---|---|---|---|---|---|---|---|---|---|---|
| Unrestricted Mesh Size Season Total | Lower | 0 | 306 | 5,061 | 2 | 5,513 | 37 | 1,973 | 69 | 0 | 12,961 |
| | Middle | 0 | 605 | 1,488 | 0 | 540 | 46 | 202 | 2 | 0 | 2,883 |
| | **Alaska** | **0** | **911** | **6,549** | **2** | **6,053** | **83** | **2,175** | **71** | **0** | **15,844** |
| | Upper | 0 | 318 | 7,012 | 4 | 7,606 | 447 | 5,013 | 291 | 68 | 20,759 |
| | **Total** | **0** | **1,229** | **13,561** | **6** | **13,659** | **530** | **7,188** | **362** | **68** | **36,603** |
| Restricted Mesh Size Season Total | Lower | 0 | 92 | 818 | 0 | 491 | 5 | 152 | 10 | 0 | 1,568 |
| | Middle | 0 | 102 | 107 | 0 | 63 | 6 | 18 | 5 | 0 | 301 |
| | **Alaska** | **0** | **194** | **925** | **0** | **554** | **11** | **170** | **15** | **0** | **1,869** |
| | Upper | 0 | 120 | 1,628 | 0 | 950 | 67 | 573 | 39 | 0 | 3,377 |
| | **Total** | **0** | **314** | **2,553** | **0** | **1,504** | **78** | **743** | **54** | **0** | **5,246** |
| Commercial Season Total | Lower | 0 | 398 | 5,879 | 2 | 6,004 | 42 | 2,125 | 79 | 0 | 14,529 |
| | Middle | 0 | 707 | 1,595 | 0 | 603 | 52 | 220 | 7 | 0 | 3,184 |
| | **Alaska** | **0** | **1,105** | **7,474** | **2** | **6,607** | **94** | **2,345** | **86** | **0** | **17,713** |
| | Upper | 0 | 438 | 8,640 | 4 | 8,556 | 514 | 5,586 | 330 | 68 | 24,136 |
| | **Total** | **0** | **1,543** | **16,114** | **6** | **15,163** | **608** | **7,931** | **416** | **68** | **41,849** |
| Subsistence | Lower | 0 | 17 | 735 | 0 | 502 | 2 | 88 | 5 | 0 | 1,349 |
| | Middle | 0 | 83 | 494 | 0 | 0 | 0 | 0 | 0 | 0 | 577 |
| | **Alaska** | **0** | **100** | **1,229** | **0** | **502** | **2** | **88** | **5** | **0** | **1,926** |
| | Upper | 0 | 19 | 1,831 | 0 | 1,892 | 46 | 701 | 44 | 24 | 4,557 |
| | **Total** | **0** | **119** | **3,060** | **0** | **2,394** | **48** | **789** | **49** | **24** | **6,483** |
| Season Total | Lower | 0 | 415 | 6,614 | 2 | 6,506 | 44 | 2,213 | 84 | 0 | 15,878 |
| | Middle | 0 | 790 | 2,089 | 0 | 603 | 52 | 220 | 7 | 0 | 3,761 |
| | **Alaska** | **0** | **1,205** | **8,703** | **2** | **7,109** | **96** | **2,433** | **91** | **0** | **19,639** |
| | Upper | 0 | 457 | 10,471 | 4 | 10,448 | 560 | 6,287 | 374 | 92 | 28,693 |
| | **Total** | **0** | **1,662** | **19,174** | **6** | **17,557** | **656** | **8,720** | **465** | **92** | **48,332** |

Appendix Table F.5. Yukon River District 3 chinook salmon commercial and subsistence catch by age, run of origin and fishery, 1986.

| Strata | Stock Group | Age Group 1.1 | 1.2 | 1.3 | 2.2 | 1.4 | 2.3 | 1.5 | 2.4 | 2.5 | Total |
|---|---|---|---|---|---|---|---|---|---|---|---|
| Period 1 | Lower | 0 | 6 | 44 | 0 | 13 | 0 | 3 | 0 | 0 | 66 |
| 26-Jun | Middle | 0 | 11 | 12 | 0 | 7 | 1 | 2 | 0 | 0 | 33 |
| Unrestricted Mesh | **Alaska** | **0** | **17** | **56** | **0** | **20** | **1** | **5** | **0** | **0** | **99** |
| Size | Upper | 0 | 6 | 96 | 0 | 59 | 7 | 31 | 3 | 0 | 202 |
| | **Total** | **0** | **23** | **152** | **0** | **79** | **8** | **36** | **3** | **0** | **301** |
| Period 2 | Lower | 0 | 0 | 56 | 0 | 78 | 0 | 24 | 1 | 0 | 159 |
| 01-Jul | Middle | 0 | 1 | 21 | 0 | 1 | 0 | 0 | 0 | 0 | 23 |
| Unrestricted Mesh | **Alaska** | **0** | **1** | **77** | **0** | **79** | **0** | **24** | **1** | **0** | **182** |
| Size | Upper | 0 | 0 | 49 | 0 | 99 | 2 | 66 | 2 | 1 | 219 |
| | **Total** | **0** | **1** | **126** | **0** | **178** | **2** | **90** | **3** | **1** | **401** |
| Period 3 | Lower | 0 | 1 | 27 | 0 | 57 | 0 | 25 | 1 | 0 | 111 |
| 06-Jul | Middle | 0 | 1 | 6 | 0 | 2 | 0 | 1 | 0 | 0 | 10 |
| Unrestricted Mesh | **Alaska** | **0** | **2** | **33** | **0** | **59** | **0** | **26** | **1** | **0** | **121** |
| Size | Upper | 0 | 0 | 16 | 0 | 30 | 1 | 29 | 1 | 1 | 78 |
| | **Total** | **0** | **2** | **49** | **0** | **89** | **1** | **55** | **2** | **1** | **199** |
| Commercial | Lower | 0 | 7 | 127 | 0 | 148 | 0 | 52 | 2 | 0 | 336 |
| Season Total | Middle | 0 | 13 | 39 | 0 | 10 | 1 | 3 | 0 | 0 | 66 |
| | **Alaska** | **0** | **20** | **166** | **0** | **158** | **1** | **55** | **2** | **0** | **402** |
| | Upper | 0 | 6 | 161 | 0 | 188 | 10 | 126 | 6 | 2 | 499 |
| | **Total** | **0** | **26** | **327** | **0** | **346** | **11** | **181** | **8** | **2** | **901** |
| Subsistence Catch | Lower | 0 | 11 | 488 | 0 | 333 | 2 | 58 | 3 | 0 | 895 |
| | Middle | 0 | 55 | 328 | 0 | 0 | 0 | 0 | 0 | 0 | 383 |
| | **Alaska** | **0** | **66** | **816** | **0** | **333** | **2** | **58** | **3** | **0** | **1,278** |
| | Upper | 0 | 13 | 1,216 | 0 | 1,256 | 31 | 466 | 29 | 16 | 3,027 |
| | **Total** | **0** | **79** | **2,032** | **0** | **1,589** | **33** | **524** | **32** | **16** | **4,305** |
| Season Total | Lower | 0 | 18 | 615 | 0 | 481 | 2 | 110 | 5 | 0 | 1,231 |
| | Middle | 0 | 68 | 367 | 0 | 10 | 1 | 3 | 0 | 0 | 449 |
| | **Alaska** | **0** | **86** | **982** | **0** | **491** | **3** | **113** | **5** | **0** | **1,680** |
| | Upper | 0 | 19 | 1,377 | 0 | 1,444 | 41 | 592 | 35 | 18 | 3,526 |
| | **Total** | **0** | **105** | **2,359** | **0** | **1,935** | **44** | **705** | **40** | **18** | **5,206** |

Appendix Table F.6. Yukon River District 4 chinook salmon commercial and subsistence catch by age, run of origin and fishery, 1986.

| Strata | Stock Group | Age Group 1.1 | 1.2 | 1.3 | 2.2 | 1.4 | 2.3 | 1.5 | 2.4 | 2.5 | Total |
|---|---|---|---|---|---|---|---|---|---|---|---|
| Commercial Gillnet Season Total | Lower | 0 | 2 | 24 | 0 | 7 | 0 | 2 | 0 | 0 | 35 |
| | Middle | 0 | 6 | 8 | 0 | 4 | 1 | 1 | 0 | 0 | 20 |
| | **Alaska** | **0** | **8** | **32** | **0** | **11** | **1** | **3** | **0** | **0** | **55** |
| | Upper | 0 | 2 | 31 | 0 | 61 | 10 | 35 | 5 | 5 | 149 |
| | **Total** | **0** | **10** | **63** | **0** | **72** | **11** | **38** | **5** | **5** | **204** |
| Commercial Fishwheel Season Total | Lower | 0 | 27 | 0 | 0 | 18 | 1 | 4 | 2 | 0 | 52 |
| | Middle | 18 | 102 | 0 | 0 | 13 | 5 | 3 | 1 | 0 | 142 |
| | **Alaska** | **18** | **129** | **0** | **0** | **31** | **6** | **7** | **3** | **0** | **194** |
| | Upper | 0 | 6 | 0 | 0 | 48 | 16 | 21 | 11 | 2 | 104 |
| | **Total** | **18** | **135** | **0** | **0** | **79** | **22** | **28** | **14** | **2** | **298** |
| Commercial Season Total | Lower | 0 | 29 | 24 | 0 | 25 | 1 | 6 | 2 | 0 | 87 |
| | Middle | 18 | 108 | 8 | 0 | 17 | 6 | 4 | 1 | 0 | 162 |
| | **Alaska** | **18** | **137** | **32** | **0** | **42** | **7** | **10** | **3** | **0** | **249** |
| | Upper | 0 | 8 | 31 | 0 | 109 | 26 | 56 | 16 | 7 | 253 |
| | **Total** | **18** | **145** | **63** | **0** | **151** | **33** | **66** | **19** | **7** | **502** |
| Subsistence Season Total | Lower | 0 | 496 | 410 | 0 | 428 | 17 | 103 | 34 | 0 | 1,488 |
| | Middle | 308 | 1,848 | 137 | 0 | 291 | 103 | 68 | 17 | 0 | 2,772 |
| | **Alaska** | **308** | **2,344** | **547** | **0** | **719** | **120** | **171** | **51** | **0** | **4,260** |
| | Upper | 0 | 137 | 530 | 0 | 1,865 | 445 | 958 | 274 | 120 | 4,329 |
| | **Total** | **308** | **2,481** | **1,077** | **0** | **2,584** | **565** | **1,129** | **325** | **120** | **8,589** |
| Season Total | Lower | 0 | 525 | 434 | 0 | 453 | 18 | 109 | 36 | 0 | 1,575 |
| | Middle | 326 | 1,956 | 145 | 0 | 308 | 109 | 72 | 18 | 0 | 2,934 |
| | **Alaska** | **326** | **2,481** | **579** | **0** | **761** | **127** | **181** | **54** | **0** | **4,509** |
| | Upper | 0 | 145 | 561 | 0 | 1,974 | 471 | 1,014 | 290 | 127 | 4,582 |
| | **Total** | **326** | **2,626** | **1,140** | **0** | **2,735** | **598** | **1,195** | **344** | **127** | **9,091** |

Appendix Table F.7. Yukon River District 5 chinook salmon commercial and subsistence catch by age and fishery, 1986, with run of origin presumed to be Upper Run based on geographic location.

| Strata | Stock Group | Age Group 1.1 | 1.2 | 1.3 | 2.2 | 1.4 | 2.3 | 1.5 | 2.4 | 2.5 | Total |
|---|---|---|---|---|---|---|---|---|---|---|---|
| Commercial Gillnet | Upper | 3 | 33 | 186 | 0 | 585 | 41 | 438 | 82 | 50 | 1,418 |
| Commercial Fishwheel | Upper | 79 | 595 | 3 | 0 | 350 | 95 | 124 | 58 | 11 | 1,315 |
| Commercial Season Total | Upper | 82 | 628 | 189 | 0 | 935 | 136 | 562 | 140 | 61 | 2,733 |
| Subsistence | Upper | 478 | 3,656 | 1,100 | 0 | 5,444 | 792 | 3,272 | 815 | 355 | 15,912 |
| Season Total | Upper | 560 | 4,284 | 1,289 | 0 | 6,379 | 928 | 3,834 | 955 | 416 | 18,645 |

Appendix Table F.8. Yukon River District 6 chinook salmon commercial, subsistence and sport fish catch by age and fishery, 1986, with run of origin presumed to be Middle Run based on geographic location.

| Strata | Stock Group | Age Group 1.1 | 1.2 | 1.3 | 2.2 | 1.4 | 2.3 | 1.5 | 2.4 | 2.5 | Total |
|---|---|---|---|---|---|---|---|---|---|---|---|
| Commercial Gillnet | Middle | 0 | 4 | 38 | 0 | 30 | 2 | 10 | 0 | 0 | 84 |
| Commercial Fishwheel | Middle | 52 | 392 | 2 | 0 | 231 | 62 | 82 | 38 | 7 | 866 |
| Commercial Season Total | Middle | 52 | 396 | 40 | 0 | 261 | 64 | 92 | 38 | 7 | 950 |
| Sport Fish Catch | Middle | 1 | 82 | 366 | 0 | 232 | 10 | 102 | 2 | 1 | 796 |
| Subsistence | Middle | 256 | 1,948 | 197 | 0 | 1,284 | 315 | 453 | 187 | 34 | 4,674 |
| Season Total | Middle | 309 | 2,426 | 603 | 0 | 1,777 | 389 | 647 | 227 | 42 | 6,420 |

Appendix Table F.9. Yukon River Canadian chinook salmon commercial and non-commercial catch by age and fishery, 1986, with run of origin presumed to be Upper Run based on geographic location.

| Strata | Stock Group | Age Group 1.1 | 1.2 | 1.3 | 2.2 | 1.4 | 2.3 | 1.5 | 2.4 | 2.5 | Total |
|---|---|---|---|---|---|---|---|---|---|---|---|
| Commercial | Upper | 0 | 0 | 1,661 | 0 | 4,865 | 119 | 4,034 | 59 | 59 | 10,797 |
| Non-Commercial | Upper | 0 | 0 | 1,472 | 0 | 4,311 | 105 | 3,575 | 52 | 52 | 9,567 |
| Season Total | Upper | 0 | 0 | 3,133 | 0 | 9,176 | 224 | 7,609 | 111 | 111 | 20,364 |

Appendix Table F.10. Yukon River chinook salmon catch by age, run of origin and fishery, 1986.

| District | Fishery | Stock Group | Age Group 1.1 | 1.2 | 1.3 | 2.2 | 1.4 | 2.3 | 1.5 | 2.4 | 2.5 | Total |
|---|---|---|---|---|---|---|---|---|---|---|---|---|
| 1 | Commercial | Lower | 0 | 205 | 6,653 | 0 | 4,548 | 8 | 1,329 | 43 | 0 | 12,786 |
| | | Middle | 0 | 190 | 935 | 0 | 394 | 7 | 136 | 5 | 0 | 1,667 |
| | | **Alaska** | **0** | **395** | **7,588** | **0** | **4,942** | **15** | **1,465** | **48** | **0** | **14,453** |
| | | Upper | 0 | 125 | 8,438 | 0 | 18,103 | 222 | 11,041 | 532 | 121 | 38,582 |
| | | **Total** | **0** | **520** | **16,026** | **0** | **23,045** | **237** | **12,506** | **580** | **121** | **53,035** |
| | Subsistence | Lower | 0 | 11 | 543 | 0 | 414 | 2 | 74 | 3 | 0 | 1,047 |
| | | Middle | 0 | 72 | 477 | 0 | 92 | 2 | 20 | 0 | 0 | 663 |
| | | **Alaska** | **0** | **83** | **1,020** | **0** | **506** | **4** | **94** | **3** | **0** | **1,710** |
| | | Upper | 0 | 15 | 1,472 | 0 | 1,441 | 35 | 548 | 35 | 19 | 3,565 |
| | | **Total** | **0** | **98** | **2,492** | **0** | **1,947** | **39** | **642** | **38** | **19** | **5,275** |
| 2 | Commercial | Lower | 0 | 398 | 5,879 | 2 | 6,004 | 42 | 2,125 | 79 | 0 | 14,529 |
| | | Middle | 0 | 707 | 1,595 | 0 | 603 | 52 | 220 | 7 | 0 | 3,184 |
| | | **Alaska** | **0** | **1,105** | **7,474** | **2** | **6,607** | **94** | **2,345** | **86** | **0** | **17,713** |
| | | Upper | 0 | 438 | 8,640 | 4 | 8,556 | 514 | 5,586 | 330 | 68 | 24,136 |
| | | **Total** | **0** | **1,543** | **16,114** | **6** | **15,163** | **608** | **7,931** | **416** | **68** | **41,849** |
| | Subsistence | Lower | 0 | 17 | 735 | 0 | 502 | 2 | 88 | 5 | 0 | 1,349 |
| | | Middle | 0 | 83 | 494 | 0 | 0 | 0 | 0 | 0 | 0 | 577 |
| | | **Alaska** | **0** | **100** | **1,229** | **0** | **502** | **2** | **88** | **5** | **0** | **1,926** |
| | | Upper | 0 | 19 | 1,831 | 0 | 1,892 | 46 | 701 | 44 | 24 | 4,557 |
| | | **Total** | **0** | **119** | **3,060** | **0** | **2,394** | **48** | **789** | **49** | **24** | **6,483** |
| 3 | Commercial | Lower | 0 | 7 | 127 | 0 | 148 | 0 | 52 | 2 | 0 | 336 |
| | | Middle | 0 | 13 | 39 | 0 | 10 | 1 | 3 | 0 | 0 | 66 |
| | | **Alaska** | **0** | **20** | **166** | **0** | **158** | **1** | **55** | **2** | **0** | **402** |
| | | Upper | 0 | 6 | 161 | 0 | 188 | 10 | 126 | 6 | 2 | 499 |
| | | **Total** | **0** | **26** | **327** | **0** | **346** | **11** | **181** | **8** | **2** | **901** |
| | Subsistence | Lower | 0 | 11 | 488 | 0 | 333 | 2 | 58 | 3 | 0 | 895 |
| | | Middle | 0 | 55 | 328 | 0 | 0 | 0 | 0 | 0 | 0 | 383 |
| | | **Alaska** | **0** | **66** | **816** | **0** | **333** | **2** | **58** | **3** | **0** | **1,278** |
| | | Upper | 0 | 13 | 1,216 | 0 | 1,256 | 31 | 466 | 29 | 16 | 3,027 |
| | | **Total** | **0** | **79** | **2,032** | **0** | **1,589** | **33** | **524** | **32** | **16** | **4,305** |
| 4 | Commercial | Lower | 0 | 29 | 24 | 0 | 25 | 1 | 6 | 2 | 0 | 87 |
| | | Middle | 18 | 108 | 8 | 0 | 17 | 6 | 4 | 1 | 0 | 162 |
| | | **Alaska** | **18** | **137** | **32** | **0** | **42** | **7** | **10** | **3** | **0** | **249** |
| | | Upper | 0 | 8 | 31 | 0 | 109 | 26 | 56 | 16 | 7 | 253 |
| | | **Total** | **18** | **145** | **63** | **0** | **151** | **33** | **66** | **19** | **7** | **502** |
| | Subsistence | Lower | 0 | 496 | 410 | 0 | 428 | 17 | 103 | 34 | 0 | 1,488 |
| | | Middle | 308 | 1,848 | 137 | 0 | 291 | 103 | 68 | 17 | 0 | 2,772 |
| | | **Alaska** | **308** | **2,344** | **547** | **0** | **719** | **120** | **171** | **51** | **0** | **4,260** |
| | | Upper | 0 | 137 | 530 | 0 | 1,865 | 445 | 958 | 274 | 120 | 4,329 |
| | | **Total** | **308** | **2,481** | **1,077** | **0** | **2,584** | **565** | **1,129** | **325** | **120** | **8,589** |
| 5 | Commercial | Upper | 82 | 628 | 189 | 0 | 935 | 136 | 562 | 140 | 61 | 2,733 |
| | Subsistence | Upper | 478 | 3,656 | 1,100 | 0 | 5,444 | 792 | 3,272 | 815 | 355 | 15,912 |
| 6 | Commercial | Middle | 52 | 396 | 40 | 0 | 261 | 64 | 92 | 38 | 7 | 950 |
| | Sport Fish | Middle | 1 | 82 | 366 | 0 | 232 | 10 | 102 | 2 | 1 | 796 |
| | Subsistence | Middle | 256 | 1,948 | 197 | 0 | 1,284 | 315 | 453 | 187 | 34 | 4,674 |
| Alaska Total | | Lower | 0 | 1,174 | 14,859 | 2 | 12,402 | 74 | 3,835 | 171 | 0 | 32,517 |
| | | Middle | 635 | 5,502 | 4,616 | 0 | 3,184 | 560 | 1,098 | 257 | 42 | 15,894 |
| | | **Alaska** | **635** | **6,676** | **19,475** | **2** | **15,586** | **634** | **4,933** | **428** | **42** | **48,411** |
| | | Upper | 560 | 5,045 | 23,608 | 4 | 39,789 | 2,257 | 23,316 | 2,221 | 793 | 97,593 |
| | | **Total** | **1,195** | **11,721** | **43,083** | **6** | **55,375** | **2,891** | **28,249** | **2,649** | **835** | **146,004** |
| Canada Total | Commercial | Upper | 0 | 0 | 1,661 | 0 | 4,865 | 119 | 4,034 | 59 | 59 | 10,797 |
| | Non-Commercial | Upper | 0 | 0 | 1,472 | 0 | 4,311 | 105 | 3,575 | 52 | 52 | 9,567 |
| | | **Total** | **0** | **0** | **3,133** | **0** | **9,176** | **224** | **7,609** | **111** | **111** | **20,364** |
| Total Harvest | | Lower | 0 | 1,174 | 14,859 | 2 | 12,402 | 74 | 3,835 | 171 | 0 | 32,517 |
| | | Middle | 635 | 5,502 | 4,616 | 0 | 3,184 | 560 | 1,098 | 257 | 42 | 15,894 |
| | | **Alaska** | **635** | **6,676** | **19,475** | **2** | **15,586** | **634** | **4,933** | **428** | **42** | **48,411** |
| | | Upper | 560 | 5,045 | 26,741 | 4 | 48,965 | 2,481 | 30,925 | 2,332 | 904 | 117,957 |
| | | **Total** | **1,195** | **11,721** | **46,216** | **6** | **64,551** | **3,115** | **35,858** | **2,760** | **946** | **166,368** |

Appendix Table F.11. Yukon River chinook salmon catch proportions by age, run of origin and fishery, 1986.

| District | Fishery | Stock Group | Age Group 1.1 | 1.2 | 1.3 | 2.2 | 1.4 | 2.3 | 1.5 | 2.4 | 2.5 | Total |
|---|---|---|---|---|---|---|---|---|---|---|---|---|
| 1 | Commercial | Lower | 0.000 | 0.004 | 0.125 | 0.000 | 0.086 | 0.000 | 0.025 | 0.001 | 0.000 | 0.241 |
| | | Middle | 0.000 | 0.004 | 0.018 | 0.000 | 0.007 | 0.000 | 0.003 | 0.000 | 0.000 | 0.031 |
| | | **Alaska** | **0.000** | **0.007** | **0.143** | **0.000** | **0.093** | **0.000** | **0.028** | **0.001** | **0.000** | **0.273** |
| | | Upper | 0.000 | 0.002 | 0.159 | 0.000 | 0.341 | 0.004 | 0.208 | 0.010 | 0.002 | 0.727 |
| | | **Total** | **0.000** | **0.010** | **0.302** | **0.000** | **0.435** | **0.004** | **0.236** | **0.011** | **0.002** | **1.000** |
| | Subsistence | Lower | 0.000 | 0.002 | 0.103 | 0.000 | 0.078 | 0.000 | 0.014 | 0.001 | 0.000 | 0.198 |
| | | Middle | 0.000 | 0.014 | 0.090 | 0.000 | 0.017 | 0.000 | 0.004 | 0.000 | 0.000 | 0.128 |
| | | **Alaska** | **0.000** | **0.016** | **0.193** | **0.000** | **0.096** | **0.001** | **0.018** | **0.001** | **0.000** | **0.324** |
| | | Upper | 0.000 | 0.003 | 0.279 | 0.000 | 0.273 | 0.007 | 0.104 | 0.007 | 0.004 | 0.676 |
| | | **Total** | **0.000** | **0.019** | **0.472** | **0.000** | **0.369** | **0.007** | **0.122** | **0.007** | **0.004** | **1.000** |
| 2 | Commercial | Lower | 0.000 | 0.010 | 0.140 | 0.000 | 0.143 | 0.001 | 0.051 | 0.002 | 0.000 | 0.347 |
| | | Middle | 0.000 | 0.017 | 0.038 | 0.000 | 0.014 | 0.001 | 0.005 | 0.000 | 0.000 | 0.076 |
| | | **Alaska** | **0.000** | **0.026** | **0.179** | **0.000** | **0.158** | **0.002** | **0.056** | **0.002** | **0.000** | **0.423** |
| | | Upper | 0.000 | 0.010 | 0.206 | 0.000 | 0.204 | 0.012 | 0.133 | 0.008 | 0.002 | 0.577 |
| | | **Total** | **0.000** | **0.037** | **0.385** | **0.000** | **0.362** | **0.015** | **0.190** | **0.010** | **0.002** | **1.000** |
| | Subsistence | Lower | 0.000 | 0.003 | 0.113 | 0.000 | 0.077 | 0.000 | 0.014 | 0.001 | 0.000 | 0.208 |
| | | Middle | 0.000 | 0.013 | 0.076 | 0.000 | 0.000 | 0.000 | 0.000 | 0.000 | 0.000 | 0.089 |
| | | **Alaska** | **0.000** | **0.015** | **0.190** | **0.000** | **0.077** | **0.000** | **0.014** | **0.001** | **0.000** | **0.297** |
| | | Upper | 0.000 | 0.003 | 0.282 | 0.000 | 0.292 | 0.007 | 0.108 | 0.007 | 0.004 | 0.703 |
| | | **Total** | **0.000** | **0.018** | **0.472** | **0.000** | **0.369** | **0.007** | **0.122** | **0.008** | **0.004** | **1.000** |
| 3 | Commercial | Lower | 0.000 | 0.008 | 0.141 | 0.000 | 0.184 | 0.000 | 0.058 | 0.002 | 0.000 | 0.373 |
| | | Middle | 0.000 | 0.014 | 0.043 | 0.000 | 0.011 | 0.001 | 0.003 | 0.000 | 0.000 | 0.073 |
| | | **Alaska** | **0.000** | **0.022** | **0.184** | **0.000** | **0.175** | **0.001** | **0.061** | **0.002** | **0.000** | **0.446** |
| | | Upper | 0.000 | 0.007 | 0.179 | 0.000 | 0.209 | 0.011 | 0.140 | 0.007 | 0.002 | 0.554 |
| | | **Total** | **0.000** | **0.029** | **0.363** | **0.000** | **0.384** | **0.012** | **0.201** | **0.009** | **0.002** | **1.000** |
| | Subsistence | Lower | 0.000 | 0.003 | 0.113 | 0.000 | 0.077 | 0.000 | 0.013 | 0.001 | 0.000 | 0.208 |
| | | Middle | 0.000 | 0.013 | 0.076 | 0.000 | 0.000 | 0.000 | 0.000 | 0.000 | 0.000 | 0.089 |
| | | **Alaska** | **0.000** | **0.015** | **0.190** | **0.000** | **0.077** | **0.000** | **0.013** | **0.001** | **0.000** | **0.297** |
| | | Upper | 0.000 | 0.003 | 0.282 | 0.000 | 0.292 | 0.007 | 0.108 | 0.007 | 0.004 | 0.703 |
| | | **Total** | **0.000** | **0.018** | **0.472** | **0.000** | **0.369** | **0.008** | **0.122** | **0.007** | **0.004** | **1.000** |
| 4 | Commercial | Lower | 0.000 | 0.058 | 0.048 | 0.000 | 0.050 | 0.002 | 0.012 | 0.004 | 0.000 | 0.173 |
| | | Middle | 0.036 | 0.215 | 0.016 | 0.000 | 0.034 | 0.012 | 0.008 | 0.002 | 0.000 | 0.323 |
| | | **Alaska** | **0.036** | **0.273** | **0.064** | **0.000** | **0.084** | **0.014** | **0.020** | **0.006** | **0.000** | **0.496** |
| | | Upper | 0.000 | 0.016 | 0.062 | 0.000 | 0.217 | 0.052 | 0.112 | 0.032 | 0.014 | 0.504 |
| | | **Total** | **0.036** | **0.289** | **0.125** | **0.000** | **0.301** | **0.066** | **0.131** | **0.038** | **0.014** | **1.000** |
| | Subsistence | Lower | 0.000 | 0.058 | 0.048 | 0.000 | 0.050 | 0.002 | 0.012 | 0.004 | 0.000 | 0.173 |
| | | Middle | 0.036 | 0.215 | 0.016 | 0.000 | 0.034 | 0.012 | 0.008 | 0.002 | 0.000 | 0.323 |
| | | **Alaska** | **0.036** | **0.273** | **0.064** | **0.000** | **0.084** | **0.014** | **0.020** | **0.006** | **0.000** | **0.496** |
| | | Upper | 0.000 | 0.016 | 0.062 | 0.000 | 0.217 | 0.052 | 0.112 | 0.032 | 0.014 | 0.504 |
| | | **Total** | **0.036** | **0.289** | **0.125** | **0.000** | **0.301** | **0.066** | **0.131** | **0.038** | **0.014** | **1.000** |
| 5 | Commercial | Upper | 0.030 | 0.230 | 0.069 | 0.000 | 0.342 | 0.050 | 0.206 | 0.051 | 0.022 | 1.000 |
| | Subsistence | Upper | 0.030 | 0.230 | 0.069 | 0.000 | 0.342 | 0.050 | 0.206 | 0.051 | 0.022 | 1.000 |
| 6 | Commercial | Middle | 0.055 | 0.417 | 0.042 | 0.000 | 0.275 | 0.067 | 0.097 | 0.040 | 0.007 | 1.000 |
| | Sport Fish | Middle | 0.001 | 0.103 | 0.460 | 0.000 | 0.291 | 0.013 | 0.128 | 0.003 | 0.001 | 1.000 |
| | Subsistence | Middle | 0.055 | 0.417 | 0.042 | 0.000 | 0.275 | 0.067 | 0.097 | 0.040 | 0.007 | 1.000 |
| **Alaska Total** | | Lower | 0.000 | 0.008 | 0.102 | 0.000 | 0.085 | 0.001 | 0.026 | 0.001 | 0.000 | 0.223 |
| | | Middle | 0.004 | 0.038 | 0.032 | 0.000 | 0.022 | 0.004 | 0.008 | 0.002 | 0.000 | 0.109 |
| | | **Alaska** | **0.004** | **0.046** | **0.133** | **0.000** | **0.107** | **0.004** | **0.034** | **0.003** | **0.000** | **0.332** |
| | | Upper | 0.004 | 0.035 | 0.162 | 0.000 | 0.273 | 0.015 | 0.160 | 0.015 | 0.005 | 0.668 |
| | | **Total** | **0.008** | **0.080** | **0.295** | **0.000** | **0.379** | **0.020** | **0.193** | **0.018** | **0.006** | **1.000** |
| **Canada Total** | Commercial | Upper | 0.000 | 0.000 | 0.082 | 0.000 | 0.239 | 0.006 | 0.198 | 0.003 | 0.003 | 0.530 |
| | Non-Commercial | Upper | 0.000 | 0.000 | 0.072 | 0.000 | 0.212 | 0.005 | 0.176 | 0.003 | 0.003 | 0.470 |
| | | **Total** | **0.000** | **0.000** | **0.154** | **0.000** | **0.451** | **0.011** | **0.374** | **0.005** | **0.005** | **1.000** |
| **Total Harvest** | | Lower | 0.000 | 0.007 | 0.089 | 0.000 | 0.075 | 0.000 | 0.023 | 0.001 | 0.000 | 0.195 |
| | | Middle | 0.004 | 0.033 | 0.028 | 0.000 | 0.019 | 0.003 | 0.007 | 0.002 | 0.000 | 0.096 |
| | | **Alaska** | **0.004** | **0.040** | **0.117** | **0.000** | **0.094** | **0.004** | **0.030** | **0.003** | **0.000** | **0.291** |
| | | Upper | 0.003 | 0.030 | 0.161 | 0.000 | 0.294 | 0.015 | 0.186 | 0.014 | 0.005 | 0.709 |
| | | **Total** | **0.007** | **0.070** | **0.278** | **0.000** | **0.388** | **0.019** | **0.216** | **0.017** | **0.006** | **1.000** |

Appendix Table G.1. Yukon River District 1 chinook salmon commercial catch by age, run of origin and period, 1987.

| Strata | Stock Group | Age Group 1.1 | 1.2 | 1.3 | 2.2 | 1.4 | 2.3 | 1.5 | 2.4 | 1.6 | 2.5 | Total |
|---|---|---|---|---|---|---|---|---|---|---|---|---|
| Period 1 | Lower | 0 | 23 | 147 | 0 | 2,923 | 0 | 118 | 16 | 0 | 0 | 3,227 |
| 16-Jun | Middle | 0 | 16 | 206 | 0 | 2,736 | 4 | 252 | 14 | 0 | 0 | 3,228 |
| Unrestricted | **Alaska** | **0** | **39** | **353** | **0** | **5,659** | **4** | **370** | **30** | **0** | **0** | **6,455** |
| Mesh Size | Upper | 0 | 33 | 357 | 0 | 4,113 | 67 | 944 | 859 | 0 | 142 | 6,515 |
| | **Total** | **0** | **72** | **710** | **0** | **9,772** | **71** | **1,314** | **889** | **0** | **142** | **12,970** |
| Period 2 | Lower | 0 | 91 | 255 | 0 | 4,202 | 0 | 97 | 10 | 0 | 0 | 4,655 |
| 19-Jun | Middle | 0 | 49 | 274 | 0 | 3,043 | 2 | 159 | 6 | 0 | 0 | 3,533 |
| Unrestricted | **Alaska** | **0** | **140** | **529** | **0** | **7,245** | **2** | **256** | **16** | **0** | **0** | **8,188** |
| Mesh Size | Upper | 0 | 235 | 1,096 | 0 | 10,511 | 66 | 1,370 | 922 | 0 | 125 | 14,325 |
| | **Total** | **0** | **375** | **1,625** | **0** | **17,756** | **68** | **1,626** | **938** | **0** | **125** | **22,513** |
| Period 3 | Lower | 0 | 71 | 199 | 0 | 3,199 | 0 | 81 | 8 | 0 | 0 | 3,558 |
| 23-Jun | Middle | 0 | 45 | 253 | 0 | 2,735 | 2 | 157 | 7 | 0 | 0 | 3,199 |
| Unrestricted | **Alaska** | **0** | **116** | **452** | **0** | **5,934** | **2** | **238** | **15** | **0** | **0** | **6,757** |
| Mesh Size | Upper | 0 | 135 | 634 | 0 | 5,929 | 43 | 848 | 611 | 0 | 84 | 8,284 |
| | **Total** | **0** | **251** | **1,086** | **0** | **11,863** | **45** | **1,086** | **626** | **0** | **84** | **15,041** |
| Period 4 | Lower | 0 | 22 | 74 | 11 | 3,232 | 0 | 106 | 5 | 0 | 0 | 3,450 |
| 26-Jun | Middle | 0 | 12 | 83 | 11 | 2,434 | 0 | 180 | 3 | 0 | 0 | 2,723 |
| Unrestricted | **Alaska** | **0** | **34** | **157** | **22** | **5,666** | **0** | **286** | **8** | **0** | **0** | **6,173** |
| Mesh Size | Upper | 0 | 30 | 166 | 11 | 4,214 | 0 | 779 | 250 | 0 | 0 | 5,450 |
| | **Total** | **0** | **64** | **323** | **33** | **9,880** | **0** | **1,065** | **258** | **0** | **0** | **11,623** |
| Period 5 | Lower | 0 | 160 | 231 | 0 | 2,065 | 0 | 94 | 3 | 22 | 0 | 2,575 |
| 30-Jun | Middle | 0 | 50 | 143 | 0 | 858 | 1 | 89 | 1 | 0 | 0 | 1,142 |
| Restricted | **Alaska** | **0** | **210** | **374** | **0** | **2,923** | **1** | **183** | **4** | **22** | **0** | **3,717** |
| Mesh Size | Upper | 0 | 209 | 506 | 0 | 2,625 | 43 | 676 | 128 | 0 | 0 | 4,187 |
| | **Total** | **0** | **419** | **880** | **0** | **5,548** | **44** | **859** | **132** | **22** | **0** | **7,904** |
| Period 6 | Lower | 0 | 502 | 322 | 0 | 1,866 | 0 | 92 | 0 | 28 | 0 | 2,810 |
| 03-Jul | Middle | 0 | 95 | 122 | 0 | 475 | 0 | 53 | 0 | 0 | 0 | 745 |
| Restricted | **Alaska** | **0** | **597** | **444** | **0** | **2,341** | **0** | **145** | **0** | **28** | **0** | **3,555** |
| Mesh Size | Upper | 0 | 166 | 178 | 0 | 599 | 0 | 167 | 0 | 0 | 0 | 1,110 |
| | **Total** | **0** | **763** | **622** | **0** | **2,940** | **0** | **312** | **0** | **28** | **0** | **4,665** |
| Period 7 | Lower | 0 | 475 | 296 | 0 | 153 | 11 | 98 | 10 | 0 | 0 | 1,043 |
| 10-Jul | Middle | 0 | 90 | 112 | 0 | 39 | 10 | 56 | 10 | 0 | 0 | 317 |
| Restricted | **Alaska** | **0** | **565** | **408** | **0** | **192** | **21** | **154** | **20** | **0** | **0** | **1,360** |
| Mesh Size | Upper | 0 | 157 | 164 | 0 | 49 | 10 | 177 | 10 | 0 | 0 | 567 |
| | **Total** | **0** | **722** | **572** | **0** | **241** | **31** | **331** | **30** | **0** | **0** | **1,927** |

Appendix Table G.2. Yukon River District 1 chinook salmon commercial and subsistence catch by age, run of origin and fishery, 1987.

| Strata | Stock Group | Age Group 1.1 | 1.2 | 1.3 | 2.2 | 1.4 | 2.3 | 1.5 | 2.4 | 1.6 | 2.5 | Total |
|---|---|---|---|---|---|---|---|---|---|---|---|---|
| Unrestricted Mesh Size Season Total | Lower | 0 | 207 | 675 | 11 | 13,556 | 0 | 402 | 39 | 0 | 0 | 14,890 |
| | Middle | 0 | 122 | 816 | 11 | 10,948 | 8 | 748 | 30 | 0 | 0 | 12,683 |
| | **Alaska** | **0** | **329** | **1,491** | **22** | **24,504** | **8** | **1,150** | **69** | **0** | **0** | **27,573** |
| | Upper | 0 | 433 | 2,253 | 11 | 24,767 | 176 | 3,941 | 2,642 | 0 | 351 | 34,574 |
| | **Total** | **0** | **762** | **3,744** | **33** | **49,271** | **184** | **5,091** | **2,711** | **0** | **351** | **62,147** |
| Restricted Mesh Size Season Total | Lower | 0 | 1,137 | 849 | 0 | 4,084 | 11 | 284 | 13 | 50 | 0 | 6,428 |
| | Middle | 0 | 235 | 377 | 0 | 1,372 | 11 | 198 | 11 | 0 | 0 | 2,204 |
| | **Alaska** | **0** | **1,372** | **1,226** | **0** | **5,456** | **22** | **482** | **24** | **50** | **0** | **8,632** |
| | Upper | 0 | 532 | 848 | 0 | 3,273 | 53 | 1,020 | 138 | 0 | 0 | 5,864 |
| | **Total** | **0** | **1,904** | **2,074** | **0** | **8,729** | **75** | **1,502** | **162** | **50** | **0** | **14,496** |
| Commercial Season Total | Lower | 0 | 1,344 | 1,524 | 11 | 17,640 | 11 | 686 | 52 | 50 | 0 | 21,318 |
| | Middle | 0 | 357 | 1,193 | 11 | 12,320 | 19 | 946 | 41 | 0 | 0 | 14,887 |
| | **Alaska** | **0** | **1,701** | **2,717** | **22** | **29,960** | **30** | **1,632** | **93** | **50** | **0** | **36,205** |
| | Upper | 0 | 965 | 3,101 | 11 | 28,040 | 229 | 4,961 | 2,780 | 0 | 351 | 40,438 |
| | **Total** | **0** | **2,666** | **5,818** | **33** | **58,000** | **259** | **6,593** | **2,873** | **50** | **351** | **76,643** |
| Subsistence | Lower | 0 | 13 | 82 | 0 | 1,640 | 0 | 66 | 9 | 0 | 0 | 1,810 |
| | Middle | 0 | 9 | 116 | 0 | 1,535 | 2 | 141 | 8 | 0 | 0 | 1,811 |
| | **Alaska** | **0** | **22** | **198** | **0** | **3,175** | **2** | **207** | **17** | **0** | **0** | **3,621** |
| | Upper | 0 | 19 | 200 | 0 | 2,308 | 38 | 530 | 482 | 0 | 80 | 3,657 |
| | **Total** | **0** | **41** | **398** | **0** | **5,483** | **40** | **737** | **499** | **0** | **80** | **7,278** |
| Season Total | Lower | 0 | 1,357 | 1,606 | 11 | 19,280 | 11 | 752 | 61 | 50 | 0 | 23,128 |
| | Middle | 0 | 366 | 1,309 | 11 | 13,855 | 21 | 1,087 | 49 | 0 | 0 | 16,698 |
| | **Alaska** | **0** | **1,723** | **2,915** | **22** | **33,135** | **32** | **1,839** | **110** | **50** | **0** | **39,826** |
| | Upper | 0 | 984 | 3,301 | 11 | 30,348 | 267 | 5,491 | 3,262 | 0 | 431 | 44,095 |
| | **Total** | **0** | **2,707** | **6,216** | **33** | **63,483** | **299** | **7,330** | **3,372** | **50** | **431** | **83,921** |

Appendix Table G.3. Yukon River District 2 chinook salmon commercial catch by age, run of origin and period, 1987.

| Strata | Stock Group | Age Group 1.1 | 1.2 | 1.3 | 2.2 | 1.4 | 2.3 | 1.5 | 2.4 | 1.6 | 2.5 | Total |
|---|---|---|---|---|---|---|---|---|---|---|---|---|
| Period 1 | Lower | 0 | 0 | 23 | 0 | 1,162 | 0 | 39 | 2 | 0 | 0 | 1,226 |
| 18-Jun | Middle | 0 | 0 | 51 | 0 | 1,763 | 0 | 134 | 3 | 0 | 0 | 1,951 |
| Unrestricted | **Alaska** | **0** | **0** | **74** | **0** | **2,925** | **0** | **173** | **5** | **0** | **0** | **3,177** |
| Mesh Size | Upper | 0 | 0 | 163 | 0 | 4,904 | 0 | 930 | 336 | 0 | 26 | 6,359 |
| | **Total** | **0** | **0** | **237** | **0** | **7,829** | **0** | **1,103** | **341** | **0** | **26** | **9,536** |
| Period 2 | Lower | 0 | 23 | 67 | 11 | 1,358 | 58 | 50 | 3 | 0 | 0 | 1,570 |
| 22-Jun | Middle | 0 | 23 | 149 | 11 | 2,060 | 58 | 172 | 5 | 0 | 0 | 2,478 |
| Unrestricted | **Alaska** | **0** | **46** | **216** | **22** | **3,418** | **116** | **222** | **8** | **0** | **0** | **4,048** |
| Mesh Size | Upper | 0 | 23 | 475 | 11 | 5,730 | 58 | 1,193 | 578 | 0 | 34 | 8,102 |
| | **Total** | **0** | **69** | **691** | **33** | **9,148** | **174** | **1,415** | **586** | **0** | **34** | **12,150** |
| Period 3 | Lower | 0 | 9 | 75 | 0 | 1,253 | 0 | 48 | 1 | 0 | 0 | 1,386 |
| 25-Jun | Middle | 0 | 10 | 166 | 0 | 1,867 | 2 | 162 | 2 | 0 | 0 | 2,209 |
| Unrestricted | **Alaska** | **0** | **19** | **241** | **0** | **3,120** | **2** | **210** | **3** | **0** | **0** | **3,595** |
| Mesh Size | Upper | 0 | 40 | 539 | 0 | 5,251 | 58 | 1,140 | 237 | 0 | 0 | 7,265 |
| | **Total** | **0** | **59** | **780** | **0** | **8,371** | **60** | **1,350** | **240** | **0** | **0** | **10,860** |
| Period 4 | Lower | 0 | 31 | 63 | 0 | 847 | 0 | 33 | 0 | 0 | 0 | 974 |
| 29-Jun | Middle | 0 | 34 | 140 | 0 | 1,263 | 1 | 113 | 1 | 0 | 0 | 1,552 |
| Unrestricted | **Alaska** | **0** | **65** | **203** | **0** | **2,110** | **1** | **146** | **1** | **0** | **0** | **2,526** |
| Mesh Size | Upper | 0 | 136 | 456 | 0 | 3,551 | 19 | 794 | 99 | 0 | 0 | 5,055 |
| | **Total** | **0** | **201** | **659** | **0** | **5,661** | **20** | **940** | **100** | **0** | **0** | **7,581** |
| Period 5 | Lower | 0 | 186 | 92 | 0 | 299 | 0 | 19 | 0 | 0 | 0 | 596 |
| 02-Jul | Middle | 0 | 204 | 204 | 0 | 446 | 0 | 66 | 0 | 0 | 0 | 920 |
| Restricted | **Alaska** | **0** | **390** | **296** | **0** | **745** | **0** | **85** | **0** | **0** | **0** | **1,516** |
| Mesh Size | Upper | 0 | 816 | 663 | 0 | 1,255 | 0 | 463 | 0 | 0 | 0 | 3,197 |
| | **Total** | **0** | **1,206** | **959** | **0** | **2,000** | **0** | **548** | **0** | **0** | **0** | **4,713** |
| Period 6 | Lower | 0 | 44 | 22 | 0 | 71 | 0 | 4 | 0 | 0 | 0 | 141 |
| 06-Jul | Middle | 0 | 48 | 48 | 0 | 105 | 0 | 16 | 0 | 0 | 0 | 217 |
| Restricted | **Alaska** | **0** | **92** | **70** | **0** | **176** | **0** | **20** | **0** | **0** | **0** | **358** |
| Mesh Size | Upper | 0 | 193 | 157 | 0 | 297 | 0 | 109 | 0 | 0 | 0 | 756 |
| | **Total** | **0** | **285** | **227** | **0** | **473** | **0** | **129** | **0** | **0** | **0** | **1,114** |
| Period 7 | Lower | 0 | 59 | 29 | 0 | 96 | 0 | 6 | 0 | 0 | 0 | 190 |
| 09-Jul | Middle | 0 | 65 | 65 | 0 | 142 | 0 | 21 | 0 | 0 | 0 | 293 |
| Restricted | **Alaska** | **0** | **124** | **94** | **0** | **238** | **0** | **27** | **0** | **0** | **0** | **483** |
| Mesh Size | Upper | 0 | 260 | 212 | 0 | 401 | 0 | 148 | 0 | 0 | | 1,021 |
| | **Total** | **0** | **384** | **306** | **0** | **639** | **0** | **175** | **0** | **0** | **0** | **1,504** |

Appendix Table G.4. Yukon River District 2 chinook salmon commercial and subsistence catch by age, run of origin and fishery, 1987.

| Strata | Stock Group | Age Group 1.1 | 1.2 | 1.3 | 2.2 | 1.4 | 2.3 | 1.5 | 2.4 | 1.6 | 2.5 | Total |
|---|---|---|---|---|---|---|---|---|---|---|---|---|
| Unrestricted Mesh Size Season Total | Lower | 0 | 63 | 228 | 11 | 4,620 | 58 | 170 | 6 | 0 | 0 | 5,156 |
| | Middle | 0 | 67 | 506 | 11 | 6,953 | 61 | 581 | 11 | 0 | 0 | 8,190 |
| | **Alaska** | **0** | **130** | **734** | **22** | **11,573** | **119** | **751** | **17** | **0** | **0** | **13,346** |
| | Upper | 0 | 199 | 1,633 | 11 | 19,436 | 135 | 4,057 | 1,250 | 0 | 60 | 26,781 |
| | **Total** | **0** | **329** | **2,367** | **33** | **31,009** | **254** | **4,808** | **1,267** | **0** | **60** | **40,127** |
| Restricted Mesh Size Season Total | Lower | 0 | 289 | 143 | 0 | 466 | 0 | 29 | 0 | 0 | 0 | 927 |
| | Middle | 0 | 317 | 317 | 0 | 693 | 0 | 103 | 0 | 0 | 0 | 1,430 |
| | **Alaska** | **0** | **606** | **460** | **0** | **1,159** | **0** | **132** | **0** | **0** | **0** | **2,357** |
| | Upper | 0 | 1,269 | 1,032 | 0 | 1,953 | 0 | 720 | 0 | 0 | 0 | 4,974 |
| | **Total** | **0** | **1,875** | **1,492** | **0** | **3,112** | **0** | **852** | **0** | **0** | **0** | **7,331** |
| Commercial Season Total | Lower | 0 | 352 | 371 | 11 | 5,086 | 58 | 199 | 6 | 0 | 0 | 6,083 |
| | Middle | 0 | 384 | 823 | 11 | 7,646 | 61 | 684 | 11 | 0 | 0 | 9,620 |
| | **Alaska** | **0** | **736** | **1,194** | **22** | **12,732** | **119** | **883** | **17** | **0** | **0** | **15,703** |
| | Upper | 0 | 1,468 | 2,665 | 11 | 21,389 | 135 | 4,777 | 1,250 | 0 | 60 | 31,755 |
| | **Total** | **0** | **2,204** | **3,859** | **33** | **34,121** | **254** | **5,660** | **1,267** | **0** | **60** | **47,458** |
| Subsistence | Lower | 0 | 0 | 24 | 0 | 1,202 | 0 | 40 | 2 | 0 | 0 | 1,268 |
| | Middle | 0 | 0 | 53 | 0 | 1,824 | 0 | 139 | 3 | 0 | 0 | 2,019 |
| | **Alaska** | **0** | **0** | **77** | **0** | **3,026** | **0** | **179** | **5** | **0** | **0** | **3,287** |
| | Upper | 0 | 0 | 169 | 0 | 5,074 | 0 | 962 | 347 | 0 | 27 | 6,579 |
| | **Total** | **0** | **0** | **246** | **0** | **8,100** | **0** | **1,141** | **352** | **0** | **27** | **9,866** |
| Season Total | Lower | 0 | 352 | 395 | 11 | 6,288 | 58 | 239 | 8 | 0 | 0 | 7,351 |
| | Middle | 0 | 384 | 876 | 11 | 9,470 | 61 | 823 | 14 | 0 | 0 | 11,639 |
| | **Alaska** | **0** | **736** | **1,271** | **22** | **15,758** | **119** | **1,062** | **22** | **0** | **0** | **18,990** |
| | Upper | 0 | 1,468 | 2,834 | 11 | 26,463 | 135 | 5,739 | 1,597 | 0 | 87 | 38,334 |
| | **Total** | **0** | **2,204** | **4,105** | **33** | **42,221** | **254** | **6,801** | **1,619** | **0** | **87** | **57,324** |

Appendix Table G.5. Yukon River District 3 chinook salmon commercial and subsistence catch by age, run of origin and fishery, 1987.

| Strata | Stock Group | Age Group 1.1 | 1.2 | 1.3 | 2.2 | 1.4 | 2.3 | 1.5 | 2.4 | 1.6 | 2.5 | Total |
|---|---|---|---|---|---|---|---|---|---|---|---|---|
| Period 1 | Lower | 0 | 1 | 4 | 1 | 84 | 4 | 3 | 0 | 0 | 0 | 97 |
| 22-Jun | Middle | 0 | 1 | 9 | 1 | 128 | 4 | 11 | 0 | 0 | 0 | 154 |
| Unrestricted Mesh | **Alaska** | **0** | **2** | **13** | **2** | **212** | **8** | **14** | **0** | **0** | **0** | **251** |
| Size | Upper | 0 | 1 | 29 | 1 | 355 | 4 | 74 | 36 | 0 | 2 | 502 |
| | **Total** | **0** | **3** | **42** | **3** | **567** | **12** | **88** | **36** | **0** | **2** | **753** |
| Period 2 | Lower | 0 | 1 | 5 | 0 | 87 | 0 | 3 | 0 | 0 | 0 | 96 |
| 25-Jun | Middle | 0 | 1 | 12 | 0 | 130 | 0 | 11 | 0 | 0 | 0 | 154 |
| Unrestricted Mesh | **Alaska** | **0** | **2** | **17** | **0** | **217** | **0** | **14** | **0** | **0** | **0** | **250** |
| Size | Upper | 0 | 3 | 38 | 0 | 366 | 4 | 79 | 17 | 0 | 0 | 507 |
| | **Total** | **0** | **5** | **55** | **0** | **583** | **4** | **93** | **17** | **0** | **0** | **757** |
| Period 3 | Lower | 0 | 2 | 3 | 0 | 45 | 0 | 2 | 0 | 0 | 0 | 52 |
| 29-Jun | Middle | 0 | 2 | 8 | 0 | 67 | 0 | 6 | 0 | 0 | 0 | 83 |
| Unrestricted Mesh | **Alaska** | **0** | **4** | **11** | **0** | **112** | **0** | **8** | **0** | **0** | **0** | **135** |
| Size | Upper | 0 | 7 | 24 | 0 | 189 | 1 | 42 | 5 | 0 | 0 | 268 |
| | **Total** | **0** | **11** | **35** | **0** | **301** | **1** | **50** | **5** | **0** | **0** | **403** |
| Period 4 | Lower | 0 | 5 | 2 | 0 | 8 | 0 | 1 | 0 | 0 | 0 | 16 |
| 02-Jul | Middle | 0 | 5 | 5 | 0 | 12 | 0 | 2 | 0 | 0 | 0 | 24 |
| Restricted Mesh | **Alaska** | **0** | **10** | **7** | **0** | **20** | **0** | **3** | **0** | **0** | **0** | **40** |
| Size | Upper | 0 | 22 | 18 | 0 | 34 | 0 | 12 | 0 | 0 | 0 | 86 |
| | **Total** | **0** | **32** | **25** | **0** | **54** | **0** | **15** | **0** | **0** | **0** | **126** |
| Commercial | Lower | 0 | 9 | 14 | 1 | 224 | 4 | 9 | 0 | 0 | 0 | 261 |
| Season Total | Middle | 0 | 9 | 34 | 1 | 337 | 4 | 30 | 0 | 0 | 0 | 415 |
| | **Alaska** | **0** | **18** | **48** | **2** | **561** | **8** | **39** | **0** | **0** | **0** | **676** |
| | Upper | 0 | 33 | 109 | 1 | 944 | 9 | 207 | 58 | 0 | 2 | 1,363 |
| | **Total** | **0** | **51** | **157** | **3** | **1,505** | **17** | **246** | **58** | **0** | **2** | **2,039** |
| Subsistence Catch | Lower | 0 | 5 | 36 | 0 | 854 | 0 | 33 | 4 | 0 | 0 | 932 |
| | Middle | 0 | 3 | 54 | 0 | 941 | 1 | 81 | 3 | 0 | 0 | 1,083 |
| | **Alaska** | **0** | **8** | **90** | **0** | **1,795** | **1** | **114** | **7** | **0** | **0** | **2,015** |
| | Upper | 0 | 7 | 109 | 0 | 1,886 | 14 | 392 | 250 | 0 | 35 | 2,693 |
| | **Total** | **0** | **15** | **199** | **0** | **3,681** | **15** | **506** | **257** | **0** | **35** | **4,708** |
| Season Total | Lower | 0 | 14 | 50 | 1 | 1,078 | 4 | 42 | 4 | 0 | 0 | 1,193 |
| | Middle | 0 | 12 | 88 | 1 | 1,278 | 5 | 111 | 3 | 0 | 0 | 1,498 |
| | **Alaska** | **0** | **26** | **138** | **2** | **2,356** | **9** | **153** | **7** | **0** | **0** | **2,691** |
| | Upper | 0 | 40 | 218 | 1 | 2,830 | 23 | 599 | 308 | 0 | 37 | 4,056 |
| | **Total** | **0** | **66** | **356** | **3** | **5,186** | **32** | **752** | **315** | **0** | **37** | **6,747** |

Appendix Table G.6. Yukon River District 4 chinook salmon commercial and subsistence catch by age, run of origin and fishery, 1987.

| Strata | Stock Group | Age Group 1.1 | 1.2 | 1.3 | 2.2 | 1.4 | 2.3 | 1.5 | 2.4 | 1.6 | 2.5 | Total |
|---|---|---|---|---|---|---|---|---|---|---|---|---|
| Commercial Gillnet Season Total | Lower | 1 | 11 | 8 | 0 | 77 | 0 | 3 | 0 | 0 | 0 | 100 |
| | Middle | 1 | 12 | 17 | 0 | 116 | 0 | 10 | 0 | 0 | 0 | 156 |
| | **Alaska** | **2** | **23** | **25** | **0** | **193** | **0** | **13** | **0** | **0** | **0** | **256** |
| | Upper | 1 | 36 | 56 | 0 | 324 | 0 | 70 | 16 | 0 | 0 | 503 |
| | **Total** | **3** | **59** | **81** | **0** | **517** | **0** | **83** | **16** | **0** | **0** | **759** |
| Commercial Fishwheel Season Total | Lower | 2 | 18 | 16 | 1 | 63 | 2 | 1 | 1 | 0 | 0 | 104 |
| | Middle | 2 | 20 | 36 | 1 | 95 | 2 | 5 | 1 | 0 | 0 | 162 |
| | **Alaska** | **4** | **38** | **52** | **2** | **158** | **4** | **6** | **2** | **0** | **0** | **266** |
| | Upper | 2 | 79 | 117 | 0 | 266 | 2 | 32 | 1 | 0 | 0 | 499 |
| | **Total** | **6** | **117** | **169** | **2** | **424** | **6** | **38** | **3** | **0** | **0** | **765** |
| Commercial Season Total | Lower | 3 | 29 | 24 | 1 | 140 | 2 | 4 | 1 | 0 | 0 | 204 |
| | Middle | 3 | 32 | 53 | 1 | 211 | 2 | 15 | 1 | 0 | 0 | 318 |
| | **Alaska** | **6** | **61** | **77** | **2** | **351** | **4** | **19** | **2** | **0** | **0** | **522** |
| | Upper | 3 | 115 | 173 | 0 | 590 | 2 | 102 | 17 | 0 | 0 | 1,002 |
| | **Total** | **9** | **176** | **250** | **2** | **941** | **6** | **121** | **19** | **0** | **0** | **1,524** |
| Subsistence Season Total | Lower | 14 | 138 | 114 | 5 | 666 | 10 | 19 | 5 | 0 | 0 | 971 |
| | Middle | 14 | 152 | 252 | 5 | 1,003 | 9 | 71 | 5 | 0 | 0 | 1,511 |
| | **Alaska** | **28** | **290** | **366** | **10** | **1,669** | **19** | **90** | **10** | **0** | **0** | **2,482** |
| | Upper | 14 | 547 | 823 | 0 | 2,805 | 9 | 485 | 81 | 0 | 0 | 4,764 |
| | **Total** | **42** | **837** | **1,189** | **10** | **4,474** | **28** | **575** | **91** | **0** | **0** | **7,246** |
| Season Total | Lower | 17 | 167 | 138 | 6 | 806 | 12 | 23 | 6 | 0 | 0 | 1,175 |
| | Middle | 17 | 184 | 305 | 6 | 1,214 | 11 | 86 | 6 | 0 | 0 | 1,829 |
| | **Alaska** | **34** | **351** | **443** | **12** | **2,020** | **23** | **109** | **12** | **0** | **0** | **3,004** |
| | Upper | 17 | 662 | 996 | 0 | 3,395 | 11 | 587 | 98 | 0 | 0 | 5,766 |
| | **Total** | **51** | **1,013** | **1,439** | **12** | **5,415** | **34** | **696** | **110** | **0** | **0** | **8,770** |

Appendix Table G.7. Yukon River District 5 chinook salmon commercial and subsistence catch by age and fishery, 1987, with run of origin presumed to be Upper Run based on geographic location.

| Strata | Stock Group | Age Group 1.1 | 1.2 | 1.3 | 2.2 | 1.4 | 2.3 | 1.5 | 2.4 | 1.6 | 2.5 | Total |
|---|---|---|---|---|---|---|---|---|---|---|---|---|
| Commercial Gillnet | Upper | 0 | 89 | 177 | 0 | 1,592 | 4 | 333 | 22 | 0 | 0 | 2,217 |
| Commercial Fishwheel | Upper | 7 | 136 | 196 | 2 | 493 | 7 | 43 | 4 | 0 | 0 | 888 |
| Illegal Harvests | Upper | 2 | 47 | 78 | 0 | 439 | 2 | 79 | 6 | 0 | 0 | 653 |
| Commercial Season Total | Upper | 9 | 272 | 451 | 2 | 2,524 | 13 | 455 | 32 | 0 | 0 | 3,758 |
| Subsistence | Upper | 43 | 1,395 | 2,312 | 13 | 12,926 | 68 | 2,331 | 161 | 0 | 0 | 19,249 |
| Season Total | Upper | 52 | 1,667 | 2,763 | 15 | 15,450 | 81 | 2,786 | 193 | 0 | 0 | 23,007 |

Appendix Table G.8. Yukon River District 6 chinook salmon commercial, subsistence and sport fish catch by age and fishery, 1987, with run of origin presumed to be Middle Run based on geographic location.

| Strata | Stock Group | Age Group 1.1 | 1.2 | 1.3 | 2.2 | 1.4 | 2.3 | 1.5 | 2.4 | 1.6 | 2.5 | Total |
|---|---|---|---|---|---|---|---|---|---|---|---|---|
| Commercial Gillnet | Middle | 0 | 8 | 16 | 0 | 141 | 0 | 30 | 2 | 0 | 0 | 197 |
| Commercial Fishwheel | Middle | 8 | 154 | 222 | 2 | 558 | 8 | 49 | 4 | 0 | 0 | 1,005 |
| Illegal Harvests | Middle | 14 | 288 | 423 | 4 | 1,242 | 14 | 140 | 11 | 0 | 0 | 2,136 |
| Commercial Season Total | Middle | 22 | 450 | 661 | 6 | 1,941 | 22 | 219 | 17 | 0 | 0 | 3,338 |
| Sport Fish Catch | Middle | 0 | 21 | 65 | 0 | 374 | 1 | 40 | 1 | 0 | 0 | 502 |
| Subsistence | Middle | 32 | 644 | 946 | 8 | 2,778 | 31 | 314 | 24 | 0 | 0 | 4,777 |
| Season Total | Middle | 54 | 1,115 | 1,672 | 14 | 5,093 | 54 | 573 | 42 | 0 | 0 | 8,617 |

Appendix Table G.9. Yukon River Canadian chinook salmon commercial and non-commercial catch by age and fishery, 1987, with run of origin presumed to be Upper Run based on geographic location.

| Strata | Stock Group | Age Group 1.1 | 1.2 | 1.3 | 2.2 | 1.4 | 2.3 | 1.5 | 2.4 | 1.6 | 2.5 | Total |
|---|---|---|---|---|---|---|---|---|---|---|---|---|
| Commercial | Upper | 0 | 330 | 851 | 0 | 3,867 | 137 | 1,043 | 467 | 0 | 55 | 6,750 |
| Non-Commercial | Upper | 0 | 531 | 1,370 | 0 | 6,224 | 220 | 1,679 | 752 | 0 | 88 | 10,864 |
| Season Total | Upper | 0 | 861 | 2,221 | 0 | 10,091 | 357 | 2,722 | 1,219 | 0 | 143 | 17,614 |

Appendix Table G.10. Yukon River chinook salmon catch by age, run of origin and fishery, 1987.

| District | Fishery | Stock Group | Age Group 1.1 | 1.2 | 1.3 | 2.2 | 1.4 | 2.3 | 1.5 | 2.4 | 1.6 | 2.5 | Total |
|---|---|---|---|---|---|---|---|---|---|---|---|---|---|
| 1 | Commercial | Lower | 0 | 1,344 | 1,524 | 11 | 17,640 | 11 | 686 | 52 | 50 | 0 | 21,318 |
| | | Middle | 0 | 357 | 1,193 | 11 | 12,320 | 19 | 946 | 41 | 0 | 0 | 14,887 |
| | | **Alaska** | **0** | **1,701** | **2,717** | **22** | **29,960** | **30** | **1,632** | **93** | **50** | **0** | **36,205** |
| | | Upper | 0 | 965 | 3,101 | 11 | 28,040 | 229 | 4,961 | 2,780 | 0 | 351 | 40,438 |
| | | **Total** | **0** | **2,666** | **5,818** | **33** | **58,000** | **259** | **6,593** | **2,873** | **50** | **351** | **76,643** |
| | Subsistence | Lower | 0 | 13 | 82 | 0 | 1,640 | 0 | 66 | 9 | 0 | 0 | 1,810 |
| | | Middle | 0 | 9 | 116 | 0 | 1,535 | 2 | 141 | 8 | 0 | 0 | 1,811 |
| | | **Alaska** | **0** | **22** | **198** | **0** | **3,175** | **2** | **207** | **17** | **0** | **0** | **3,621** |
| | | Upper | 0 | 19 | 200 | 0 | 2,308 | 38 | 530 | 482 | 0 | 80 | 3,657 |
| | | **Total** | **0** | **41** | **398** | **0** | **5,483** | **40** | **737** | **499** | **0** | **80** | **7,278** |
| 2 | Commercial | Lower | 0 | 352 | 371 | 11 | 5,086 | 58 | 199 | 6 | 0 | 0 | 6,083 |
| | | Middle | 0 | 384 | 823 | 11 | 7,646 | 61 | 684 | 11 | 0 | 0 | 9,620 |
| | | **Alaska** | **0** | **736** | **1,194** | **22** | **12,732** | **119** | **883** | **17** | **0** | **0** | **15,703** |
| | | Upper | 0 | 1,468 | 2,665 | 11 | 21,389 | 135 | 4,777 | 1,250 | 0 | 60 | 31,755 |
| | | **Total** | **0** | **2,204** | **3,859** | **33** | **34,121** | **254** | **5,660** | **1,267** | **0** | **60** | **47,458** |
| | Subsistence | Lower | 0 | 0 | 24 | 0 | 1,202 | 0 | 40 | 2 | 0 | 0 | 1,268 |
| | | Middle | 0 | 0 | 53 | 0 | 1,824 | 0 | 139 | 3 | 0 | 0 | 2,019 |
| | | **Alaska** | **0** | **0** | **77** | **0** | **3,026** | **0** | **179** | **5** | **0** | **0** | **3,287** |
| | | Upper | 0 | 0 | 169 | 0 | 5,074 | 0 | 962 | 347 | 0 | 27 | 6,579 |
| | | **Total** | **0** | **0** | **246** | **0** | **8,100** | **0** | **1,141** | **352** | **0** | **27** | **9,866** |
| 3 | Commercial | Lower | 0 | 9 | 14 | 1 | 224 | 4 | 9 | 0 | 0 | 0 | 261 |
| | | Middle | 0 | 9 | 34 | 1 | 337 | 4 | 30 | 0 | 0 | 0 | 415 |
| | | **Alaska** | **0** | **18** | **48** | **2** | **561** | **8** | **39** | **0** | **0** | **0** | **676** |
| | | Upper | 0 | 33 | 109 | 1 | 944 | 9 | 207 | 58 | 0 | 2 | 1,363 |
| | | **Total** | **0** | **51** | **157** | **3** | **1,505** | **17** | **246** | **58** | **0** | **2** | **2,039** |
| | Subsistence | Lower | 0 | 5 | 36 | 0 | 854 | 0 | 33 | 4 | 0 | 0 | 932 |
| | | Middle | 0 | 3 | 54 | 0 | 941 | 1 | 81 | 3 | 0 | 0 | 1,083 |
| | | **Alaska** | **0** | **8** | **90** | **0** | **1,795** | **1** | **114** | **7** | **0** | **0** | **2,015** |
| | | Upper | 0 | 7 | 109 | 0 | 1,886 | 14 | 392 | 250 | 0 | 35 | 2,693 |
| | | **Total** | **0** | **15** | **199** | **0** | **3,681** | **15** | **506** | **257** | **0** | **35** | **4,708** |
| 4 | Commercial | Lower | 3 | 29 | 24 | 1 | 140 | 2 | 4 | 1 | 0 | 0 | 204 |
| | | Middle | 3 | 32 | 53 | 1 | 211 | 2 | 15 | 1 | 0 | 0 | 318 |
| | | **Alaska** | **6** | **61** | **77** | **2** | **351** | **4** | **19** | **2** | **0** | **0** | **522** |
| | | Upper | 3 | 115 | 173 | 0 | 590 | 2 | 102 | 17 | 0 | 0 | 1,002 |
| | | **Total** | **9** | **176** | **250** | **2** | **941** | **6** | **121** | **19** | **0** | **0** | **1,524** |
| | Subsistence | Lower | 14 | 138 | 114 | 5 | 666 | 10 | 19 | 5 | 0 | 0 | 971 |
| | | Middle | 14 | 152 | 252 | 5 | 1,003 | 9 | 71 | 5 | 0 | 0 | 1,511 |
| | | **Alaska** | **28** | **290** | **366** | **10** | **1,669** | **19** | **90** | **10** | **0** | **0** | **2,482** |
| | | Upper | 14 | 547 | 823 | 0 | 2,805 | 9 | 485 | 81 | 0 | 0 | 4,764 |
| | | **Total** | **42** | **837** | **1,189** | **10** | **4,474** | **28** | **575** | **91** | **0** | **0** | **7,246** |
| 5 | Commercial [a] | Upper | 9 | 272 | 451 | 2 | 2,524 | 13 | 455 | 32 | 0 | 0 | 3,758 |
| | Subsistence | Upper | 43 | 1,395 | 2,312 | 13 | 12,926 | 68 | 2,331 | 161 | 0 | 0 | 19,249 |
| 6 | Commercial [b] | Middle | 22 | 450 | 661 | 6 | 1,941 | 22 | 219 | 17 | 0 | 0 | 3,338 |
| | Sport Fish | Middle | 0 | 21 | 65 | 0 | 374 | 1 | 40 | 1 | 0 | 0 | 502 |
| | Subsistence | Middle | 32 | 644 | 946 | 8 | 2,778 | 31 | 314 | 24 | 0 | 0 | 4,777 |
| Alaska Total | | Lower | 17 | 1,890 | 2,189 | 29 | 27,452 | 85 | 1,056 | 79 | 50 | 0 | 32,847 |
| | | Middle | 71 | 2,061 | 4,250 | 43 | 30,910 | 152 | 2,680 | 114 | 0 | 0 | 40,281 |
| | | **Alaska** | **88** | **3,951** | **6,439** | **72** | **58,362** | **237** | **3,736** | **193** | **50** | **0** | **73,128** |
| | | Upper | 69 | 4,821 | 10,112 | 38 | 78,486 | 517 | 15,202 | 5,458 | 0 | 555 | 115,258 |
| | | **Total** | **157** | **8,772** | **16,551** | **110** | **136,848** | **754** | **18,938** | **5,651** | **50** | **555** | **188,386** |
| Canada Total | Commercial | Upper | 0 | 330 | 851 | 0 | 3,867 | 137 | 1,043 | 467 | 0 | 55 | 6,750 |
| | Non-Commercial | Upper | 0 | 531 | 1,370 | 0 | 6,224 | 220 | 1,679 | 752 | 0 | 88 | 10,864 |
| | | **Total** | **0** | **861** | **2,221** | **0** | **10,091** | **357** | **2,722** | **1,219** | **0** | **143** | **17,614** |
| Total Harvest | | Lower | 17 | 1,890 | 2,189 | 29 | 27,452 | 85 | 1,056 | 79 | 50 | 0 | 32,847 |
| | | Middle | 71 | 2,061 | 4,250 | 43 | 30,910 | 152 | 2,680 | 114 | 0 | 0 | 40,281 |
| | | **Alaska** | **88** | **3,951** | **6,439** | **72** | **58,362** | **237** | **3,736** | **193** | **50** | **0** | **73,128** |
| | | Upper | 69 | 5,682 | 12,333 | 38 | 88,577 | 874 | 17,924 | 6,677 | 0 | 698 | 132,872 |
| | | **Total** | **157** | **9,633** | **18,772** | **110** | **146,939** | **1,111** | **21,660** | **6,870** | **50** | **698** | **206,000** |

[a] Includes an illegal harvest of 653 chinook salmon.
[b] Includes an illegal harvest of 2,136 chinook salmon.

Appendix Table G.11. Yukon River chinook salmon catch proportions by age, run of origin and fishery, 1987.

| District | Fishery | Stock Group | Age Group 1.1 | 1.2 | 1.3 | 2.2 | 1.4 | 2.3 | 1.5 | 2.4 | 1.6 | 2.5 | Total |
|---|---|---|---|---|---|---|---|---|---|---|---|---|---|
| 1 | Commercial | Lower | 0.000 | 0.018 | 0.020 | 0.000 | 0.230 | 0.000 | 0.009 | 0.001 | 0.001 | 0.000 | 0.278 |
| | | Middle | 0.000 | 0.005 | 0.018 | 0.000 | 0.161 | 0.000 | 0.012 | 0.001 | 0.000 | 0.000 | 0.194 |
| | | **Alaska** | **0.000** | **0.022** | **0.035** | **0.000** | **0.391** | **0.000** | **0.021** | **0.001** | **0.001** | **0.000** | **0.472** |
| | | Upper | 0.000 | 0.013 | 0.040 | 0.000 | 0.366 | 0.003 | 0.065 | 0.036 | 0.000 | 0.005 | 0.528 |
| | | **Total** | **0.000** | **0.035** | **0.076** | **0.000** | **0.757** | **0.003** | **0.086** | **0.037** | **0.001** | **0.005** | **1.000** |
| | Subsistence | Lower | 0.000 | 0.002 | 0.011 | 0.000 | 0.225 | 0.000 | 0.009 | 0.001 | 0.000 | 0.000 | 0.249 |
| | | Middle | 0.000 | 0.001 | 0.016 | 0.000 | 0.211 | 0.000 | 0.019 | 0.001 | 0.000 | 0.000 | 0.249 |
| | | **Alaska** | **0.000** | **0.003** | **0.027** | **0.000** | **0.436** | **0.000** | **0.028** | **0.002** | **0.000** | **0.000** | **0.498** |
| | | Upper | 0.000 | 0.003 | 0.027 | 0.000 | 0.317 | 0.005 | 0.073 | 0.068 | 0.000 | 0.011 | 0.502 |
| | | **Total** | **0.000** | **0.006** | **0.055** | **0.000** | **0.753** | **0.005** | **0.101** | **0.069** | **0.000** | **0.011** | **1.000** |
| 2 | Commercial | Lower | 0.000 | 0.007 | 0.008 | 0.000 | 0.107 | 0.001 | 0.004 | 0.000 | 0.000 | 0.000 | 0.128 |
| | | Middle | 0.000 | 0.008 | 0.017 | 0.000 | 0.161 | 0.001 | 0.014 | 0.000 | 0.000 | 0.000 | 0.203 |
| | | **Alaska** | **0.000** | **0.016** | **0.025** | **0.000** | **0.268** | **0.003** | **0.019** | **0.000** | **0.000** | **0.000** | **0.331** |
| | | Upper | 0.000 | 0.031 | 0.056 | 0.000 | 0.451 | 0.003 | 0.101 | 0.026 | 0.000 | 0.001 | 0.669 |
| | | **Total** | **0.000** | **0.046** | **0.081** | **0.001** | **0.719** | **0.005** | **0.119** | **0.027** | **0.000** | **0.001** | **1.000** |
| | Subsistence | Lower | 0.000 | 0.000 | 0.002 | 0.000 | 0.122 | 0.000 | 0.004 | 0.000 | 0.000 | 0.000 | 0.129 |
| | | Middle | 0.000 | 0.000 | 0.005 | 0.000 | 0.185 | 0.000 | 0.014 | 0.000 | 0.000 | 0.000 | 0.205 |
| | | **Alaska** | **0.000** | **0.000** | **0.008** | **0.000** | **0.307** | **0.000** | **0.018** | **0.001** | **0.000** | **0.000** | **0.333** |
| | | Upper | 0.000 | 0.000 | 0.017 | 0.000 | 0.514 | 0.000 | 0.098 | 0.035 | 0.000 | 0.003 | 0.667 |
| | | **Total** | **0.000** | **0.000** | **0.025** | **0.000** | **0.821** | **0.000** | **0.116** | **0.036** | **0.000** | **0.003** | **1.000** |
| 3 | Commercial | Lower | 0.000 | 0.004 | 0.007 | 0.000 | 0.110 | 0.002 | 0.004 | 0.000 | 0.000 | 0.000 | 0.128 |
| | | Middle | 0.000 | 0.004 | 0.017 | 0.000 | 0.165 | 0.002 | 0.015 | 0.000 | 0.000 | 0.000 | 0.204 |
| | | **Alaska** | **0.000** | **0.009** | **0.024** | **0.001** | **0.275** | **0.004** | **0.019** | **0.000** | **0.000** | **0.000** | **0.332** |
| | | Upper | 0.000 | 0.016 | 0.053 | 0.000 | 0.463 | 0.004 | 0.102 | 0.028 | 0.000 | 0.001 | 0.668 |
| | | **Total** | **0.000** | **0.025** | **0.077** | **0.001** | **0.738** | **0.008** | **0.121** | **0.028** | **0.000** | **0.001** | **1.000** |
| | Subsistence | Lower | 0.000 | 0.001 | 0.008 | 0.000 | 0.181 | 0.000 | 0.007 | 0.001 | 0.000 | 0.000 | 0.198 |
| | | Middle | 0.000 | 0.001 | 0.011 | 0.000 | 0.200 | 0.000 | 0.017 | 0.001 | 0.000 | 0.000 | 0.230 |
| | | **Alaska** | **0.000** | **0.002** | **0.019** | **0.000** | **0.381** | **0.000** | **0.024** | **0.001** | **0.000** | **0.000** | **0.428** |
| | | Upper | 0.000 | 0.001 | 0.023 | 0.000 | 0.401 | 0.003 | 0.083 | 0.053 | 0.000 | 0.007 | 0.572 |
| | | **Total** | **0.000** | **0.003** | **0.042** | **0.000** | **0.782** | **0.003** | **0.107** | **0.055** | **0.000** | **0.007** | **1.000** |
| 4 | Commercial | Lower | 0.002 | 0.019 | 0.016 | 0.001 | 0.092 | 0.001 | 0.003 | 0.001 | 0.000 | 0.000 | 0.134 |
| | | Middle | 0.002 | 0.021 | 0.035 | 0.001 | 0.138 | 0.001 | 0.010 | 0.001 | 0.000 | 0.000 | 0.209 |
| | | **Alaska** | **0.004** | **0.040** | **0.051** | **0.001** | **0.230** | **0.003** | **0.012** | **0.001** | **0.000** | **0.000** | **0.343** |
| | | Upper | 0.002 | 0.075 | 0.114 | 0.000 | 0.387 | 0.001 | 0.067 | 0.011 | 0.000 | 0.000 | 0.657 |
| | | **Total** | **0.006** | **0.115** | **0.164** | **0.001** | **0.617** | **0.004** | **0.079** | **0.012** | **0.000** | **0.000** | **1.000** |
| | Subsistence | Lower | 0.002 | 0.019 | 0.016 | 0.001 | 0.092 | 0.001 | 0.003 | 0.001 | 0.000 | 0.000 | 0.134 |
| | | Middle | 0.002 | 0.021 | 0.035 | 0.001 | 0.138 | 0.001 | 0.010 | 0.001 | 0.000 | 0.000 | 0.209 |
| | | **Alaska** | **0.004** | **0.040** | **0.051** | **0.001** | **0.230** | **0.003** | **0.012** | **0.001** | **0.000** | **0.000** | **0.343** |
| | | Upper | 0.002 | 0.075 | 0.114 | 0.000 | 0.387 | 0.001 | 0.067 | 0.011 | 0.000 | 0.000 | 0.657 |
| | | **Total** | **0.006** | **0.116** | **0.164** | **0.001** | **0.617** | **0.004** | **0.079** | **0.013** | **0.000** | **0.000** | **1.000** |
| 5 | Commercial | Upper | 0.002 | 0.072 | 0.120 | 0.001 | 0.672 | 0.003 | 0.121 | 0.009 | 0.000 | 0.000 | 1.000 |
| | Subsistence | Upper | 0.002 | 0.072 | 0.120 | 0.001 | 0.672 | 0.004 | 0.121 | 0.008 | 0.000 | 0.000 | 1.000 |
| 6 | Commercial | Middle | 0.007 | 0.135 | 0.198 | 0.002 | 0.581 | 0.007 | 0.066 | 0.005 | 0.000 | 0.000 | 1.000 |
| | Sport Fish | Middle | 0.000 | 0.042 | 0.129 | 0.000 | 0.745 | 0.002 | 0.080 | 0.002 | 0.000 | 0.000 | 1.000 |
| | Subsistence | Middle | 0.007 | 0.135 | 0.198 | 0.002 | 0.582 | 0.006 | 0.066 | 0.005 | 0.000 | 0.000 | 1.000 |
| **Alaska Total** | | Lower | 0.000 | 0.010 | 0.012 | 0.000 | 0.146 | 0.000 | 0.006 | 0.000 | 0.000 | 0.000 | 0.174 |
| | | Middle | 0.000 | 0.011 | 0.023 | 0.000 | 0.164 | 0.001 | 0.014 | 0.001 | 0.000 | 0.000 | 0.214 |
| | | **Alaska** | **0.000** | **0.021** | **0.034** | **0.000** | **0.310** | **0.001** | **0.020** | **0.001** | **0.000** | **0.000** | **0.388** |
| | | Upper | 0.000 | 0.026 | 0.054 | 0.000 | 0.417 | 0.003 | 0.081 | 0.029 | 0.000 | 0.003 | 0.612 |
| | | **Total** | **0.001** | **0.047** | **0.088** | **0.001** | **0.726** | **0.004** | **0.101** | **0.030** | **0.000** | **0.003** | **1.000** |
| **Canada Total** | Commercial | Upper | 0.000 | 0.019 | 0.048 | 0.000 | 0.220 | 0.008 | 0.059 | 0.027 | 0.000 | 0.003 | 0.383 |
| | Non-Commercial | Upper | 0.000 | 0.030 | 0.078 | 0.000 | 0.353 | 0.012 | 0.095 | 0.043 | 0.000 | 0.005 | 0.617 |
| | | **Total** | **0.000** | **0.049** | **0.126** | **0.000** | **0.573** | **0.020** | **0.155** | **0.069** | **0.000** | **0.008** | **1.000** |
| **Total Harvest** | | Lower | 0.000 | 0.009 | 0.011 | 0.000 | 0.133 | 0.000 | 0.005 | 0.000 | 0.000 | 0.000 | 0.159 |
| | | Middle | 0.000 | 0.010 | 0.021 | 0.000 | 0.150 | 0.001 | 0.013 | 0.001 | 0.000 | 0.000 | 0.196 |
| | | **Alaska** | **0.000** | **0.019** | **0.031** | **0.000** | **0.283** | **0.001** | **0.018** | **0.001** | **0.000** | **0.000** | **0.355** |
| | | Upper | 0.000 | 0.028 | 0.060 | 0.000 | 0.430 | 0.004 | 0.087 | 0.032 | 0.000 | 0.003 | 0.645 |
| | | **Total** | **0.001** | **0.047** | **0.091** | **0.001** | **0.713** | **0.005** | **0.105** | **0.033** | **0.000** | **0.003** | **1.000** |

Appendix Table H.1. Yukon River District 1 chinook salmon commercial catch by age, run of origin and period, 1988.

| Strata | Stock Group | Age Group 1.1 | 1.2 | 1.3 | 2.2 | 1.4 | 2.3 | 1.5 | 2.4 | 1.6 | 2.5 | Total |
|---|---|---|---|---|---|---|---|---|---|---|---|---|
| Period 1 | Lower | 0 | 263 | 178 | 23 | 328 | 3 | 112 | 1 | 5 | 0 | 913 |
| 09-Jun | Middle | 0 | 0 | 0 | 0 | 227 | 0 | 107 | 0 | 0 | 0 | 334 |
| Restricted | **Alaska** | **0** | **263** | **178** | **23** | **555** | **3** | **219** | **1** | **5** | **0** | **1,247** |
| Mesh Size | Upper | 0 | 472 | 867 | 0 | 229 | 11 | 447 | 36 | 8 | 13 | 2,083 |
| | **Total** | **0** | **735** | **1,045** | **23** | **784** | **14** | **666** | **37** | **13** | **13** | **3,330** |
| Period 2 | Lower | 0 | 25 | 128 | 0 | 842 | 9 | 131 | 0 | 0 | 0 | 1,135 |
| 13-Jun | Middle | 0 | 13 | 56 | 0 | 781 | 0 | 244 | 0 | 0 | 1 | 1,095 |
| Unrestricted | **Alaska** | **0** | **38** | **184** | **0** | **1,623** | **9** | **375** | **0** | **0** | **1** | **2,230** |
| Mesh Size | Upper | 0 | 49 | 677 | 0 | 450 | 26 | 2,290 | 35 | 0 | 105 | 3,632 |
| | **Total** | **0** | **87** | **861** | **0** | **2,073** | **35** | **2,665** | **35** | **0** | **106** | **5,862** |
| Period 3 | Lower | 0 | 179 | 93 | 0 | 168 | 0 | 34 | 0 | 0 | 0 | 474 |
| 15-Jun | Middle | 0 | 0 | 0 | 0 | 116 | 0 | 32 | 0 | 0 | 0 | 148 |
| Restricted | **Alaska** | **0** | **179** | **93** | **0** | **284** | **0** | **66** | **0** | **0** | **0** | **622** |
| Mesh Size | Upper | 0 | 321 | 455 | 0 | 117 | 0 | 135 | 0 | 0 | 0 | 1,028 |
| | **Total** | **0** | **500** | **548** | **0** | **401** | **0** | **201** | **0** | **0** | **0** | **1,650** |
| Period 4 | Lower | 0 | 162 | 555 | 0 | 3,214 | 0 | 541 | 3 | 0 | 0 | 4,475 |
| 16-Jun | Middle | 0 | 174 | 498 | 0 | 2,099 | 0 | 348 | 1 | 0 | 1 | 3,121 |
| Unrestricted | **Alaska** | **0** | **336** | **1,053** | **0** | **5,313** | **0** | **889** | **4** | **0** | **1** | **7,596** |
| Mesh Size | Upper | 0 | 208 | 1,952 | 0 | 1,945 | 0 | 3,747 | 300 | 0 | 223 | 8,375 |
| | **Total** | **0** | **544** | **3,005** | **0** | **7,258** | **0** | **4,636** | **304** | **0** | **224** | **15,971** |
| Period 5 | Lower | 0 | 171 | 559 | 42 | 1,566 | 0 | 29 | 0 | 2 | 0 | 2,369 |
| 20-Jun | Middle | 0 | 92 | 251 | 24 | 1,535 | 0 | 2,143 | 6 | 0 | 9 | 4,060 |
| Unrestricted | **Alaska** | **0** | **263** | **810** | **66** | **3,101** | **0** | **2,172** | **6** | **2** | **9** | **6,429** |
| Mesh Size | Upper | 0 | 153 | 1,360 | 0 | 1,129 | 0 | 1,543 | 191 | 32 | 122 | 4,530 |
| | **Total** | **0** | **416** | **2,170** | **66** | **4,230** | **0** | **3,715** | **197** | **34** | **131** | **10,959** |
| Period 6 | Lower | 0 | 3,249 | 1,387 | 0 | 897 | 59 | 460 | 0 | 0 | 0 | 6,052 |
| 23-Jun | Middle | 0 | 0 | 0 | 0 | 0 | 0 | 0 | 0 | 0 | 0 | 0 |
| Restricted | **Alaska** | **0** | **3,249** | **1,387** | **0** | **897** | **59** | **460** | **0** | **0** | **0** | **6,052** |
| Mesh Size | Upper | 0 | 940 | 1,094 | 0 | 268 | 99 | 320 | 0 | 0 | 0 | 2,721 |
| | **Total** | **0** | **4,189** | **2,481** | **0** | **1,165** | **158** | **780** | **0** | **0** | **0** | **8,773** |
| Period 7 | Lower | 0 | 786 | 384 | 0 | 80 | 2 | 53 | 0 | 0 | 0 | 1,305 |
| 27-Jun | Middle | 0 | 0 | 0 | 0 | 0 | 0 | 0 | 0 | 0 | 0 | 0 |
| Restricted | **Alaska** | **0** | **786** | **384** | **0** | **80** | **2** | **53** | **0** | **0** | **0** | **1,305** |
| Mesh Size | Upper | 0 | 443 | 589 | 0 | 330 | 50 | 511 | 52 | 0 | 0 | 1,975 |
| | **Total** | **0** | **1,229** | **973** | **0** | **410** | **52** | **564** | **52** | **0** | **0** | **3,280** |
| Period 8 | Lower | 0 | 825 | 1,095 | 31 | 694 | 0 | 139 | 0 | 0 | 0 | 2,784 |
| 30-Jun | Middle | 0 | 21 | 23 | 1 | 4 | 0 | 205 | 0 | 0 | 0 | 254 |
| Restricted | **Alaska** | **0** | **846** | **1,118** | **32** | **698** | **0** | **344** | **0** | **0** | **0** | **3,038** |
| Mesh Size | Upper | 0 | 219 | 791 | 0 | 173 | 0 | 367 | 0 | 0 | 0 | 1,550 |
| | **Total** | **0** | **1,065** | **1,909** | **32** | **871** | **0** | **711** | **0** | **0** | **0** | **4,588** |
| Period 9 | Lower | 0 | 175 | 100 | 0 | 140 | 0 | 108 | 1 | 0 | 0 | 524 |
| 04-Jul | Middle | 0 | 0 | 0 | 0 | 95 | 0 | 87 | 0 | 0 | 2 | 184 |
| Restricted | **Alaska** | **0** | **175** | **100** | **0** | **235** | **0** | **195** | **1** | **0** | **2** | **708** |
| Mesh Size | Upper | 0 | 265 | 413 | 0 | 76 | 0 | 98 | 16 | 0 | 34 | 902 |
| | **Total** | **0** | **440** | **513** | **0** | **311** | **0** | **293** | **17** | **0** | **36** | **1,610** |
| Period 10 | Lower | 0 | 146 | 152 | 0 | 78 | 0 | 40 | 0 | 0 | 0 | 416 |
| 07-Jul | Middle | 0 | 23 | 20 | 0 | 17 | 0 | 10 | 0 | 0 | 0 | 70 |
| Restricted | **Alaska** | **0** | **169** | **172** | **0** | **95** | **0** | **50** | **0** | **0** | **0** | **486** |
| | Upper | 0 | 26 | 74 | 0 | 7 | 0 | 8 | 0 | 0 | 0 | 115 |
| | **Total** | **0** | **195** | **246** | **0** | **102** | **0** | **58** | **0** | **0** | **0** | **601** |
| Period 11 | Lower | 0 | 45 | 73 | 0 | 34 | 0 | 31 | 0 | 0 | 0 | 183 |
| 11-Jul | Middle | 0 | 7 | 10 | 0 | 7 | 0 | 8 | 0 | 0 | 0 | 32 |
| Restricted | **Alaska** | **0** | **52** | **83** | **0** | **41** | **0** | **39** | **0** | **0** | **0** | **215** |
| | Upper | 0 | 8 | 36 | 0 | 3 | 0 | 6 | 0 | 0 | 0 | 53 |
| | **Total** | **0** | **60** | **119** | **0** | **44** | **0** | **45** | **0** | **0** | **0** | **268** |
| Period 12 | Lower | 0 | 13 | 40 | 0 | 77 | 0 | 24 | 0 | 0 | 0 | 154 |
| 14-Jul | Middle | 0 | 2 | 5 | 0 | 16 | 0 | 6 | 0 | 0 | 0 | 29 |
| Restricted | **Alaska** | **0** | **15** | **45** | **0** | **93** | **0** | **30** | **0** | **0** | **0** | **183** |
| | Upper | 0 | 2 | 20 | 0 | 7 | 0 | 5 | 0 | 0 | 0 | 34 |
| | **Total** | **0** | **17** | **65** | **0** | **100** | **0** | **35** | **0** | **0** | **0** | **217** |

Appendix Table H.2. Yukon River District 1 chinook salmon commercial and subsistence catch by age, run of origin and fishery, 1988.

| Strata | Stock Group | Age Group 1.1 | 1.2 | 1.3 | 2.2 | 1.4 | 2.3 | 1.5 | 2.4 | 1.6 | 2.5 | Total |
|---|---|---|---|---|---|---|---|---|---|---|---|---|
| Unrestricted Mesh Size Season Total | Lower | 0 | 358 | 1,242 | 42 | 5,622 | 9 | 701 | 3 | 2 | 0 | 7,979 |
| | Middle | 0 | 279 | 805 | 24 | 4,415 | 0 | 2,735 | 7 | 0 | 11 | 8,276 |
| | **Alaska** | **0** | **637** | **2,047** | **66** | **10,037** | **9** | **3,436** | **10** | **2** | **11** | **16,255** |
| | Upper | 0 | 410 | 3,989 | 0 | 3,524 | 26 | 7,580 | 526 | 32 | 450 | 16,537 |
| | **Total** | **0** | **1,047** | **6,036** | **66** | **13,561** | **35** | **11,016** | **536** | **34** | **461** | **32,792** |
| Restricted Mesh Size Season Total | Lower | 0 | 5,681 | 3,502 | 54 | 2,496 | 64 | 1,001 | 2 | 5 | 0 | 12,805 |
| | Middle | 0 | 53 | 58 | 1 | 482 | 0 | 455 | 0 | 0 | 2 | 1,051 |
| | **Alaska** | **0** | **5,734** | **3,560** | **55** | **2,978** | **64** | **1,456** | **2** | **5** | **2** | **13,856** |
| | Upper | 0 | 2,696 | 4,339 | 0 | 1,210 | 160 | 1,897 | 104 | 8 | 47 | 10,461 |
| | **Total** | **0** | **8,430** | **7,899** | **55** | **4,188** | **224** | **3,353** | **106** | **13** | **49** | **24,317** |
| Commercial Season Total [a] | Lower | 0 | 6,039 | 4,744 | 96 | 8,118 | 73 | 1,702 | 5 | 7 | 0 | 20,784 |
| | Middle | 0 | 332 | 863 | 25 | 4,897 | 0 | 3,190 | 7 | 0 | 13 | 9,327 |
| | **Alaska** | **0** | **6,371** | **5,607** | **121** | **13,015** | **73** | **4,892** | **12** | **7** | **13** | **30,111** |
| | Upper | 0 | 3,106 | 8,328 | 0 | 4,734 | 186 | 9,477 | 630 | 40 | 497 | 26,998 |
| | **Total** | **0** | **9,477** | **13,935** | **121** | **17,749** | **259** | **14,369** | **642** | **47** | **510** | **57,109** |
| Subsistence [b] | Lower | 0 | 17 | 87 | 0 | 575 | 6 | 89 | 0 | 0 | 0 | 774 |
| | Middle | 0 | 9 | 38 | 0 | 534 | 0 | 167 | 0 | 0 | 1 | 749 |
| | **Alaska** | **0** | **26** | **125** | **0** | **1,109** | **6** | **256** | **0** | **0** | **1** | **1,523** |
| | Upper | 0 | 33 | 463 | 0 | 307 | 18 | 1,565 | 24 | 0 | 72 | 2,482 |
| | **Total** | **0** | **59** | **588** | **0** | **1,416** | **24** | **1,821** | **24** | **0** | **73** | **4,005** |
| Season Total | Lower | 0 | 6,056 | 4,831 | 96 | 8,693 | 79 | 1,791 | 5 | 7 | 0 | 21,558 |
| | Middle | 0 | 341 | 901 | 25 | 5,431 | 0 | 3,357 | 7 | 0 | 14 | 10,076 |
| | **Alaska** | **0** | **6,397** | **5,732** | **121** | **14,124** | **79** | **5,148** | **12** | **7** | **14** | **31,634** |
| | Upper | 0 | 3,139 | 8,791 | 0 | 5,041 | 204 | 11,042 | 654 | 40 | 569 | 29,480 |
| | **Total** | **0** | **9,536** | **14,523** | **121** | **19,165** | **283** | **16,190** | **666** | **47** | **583** | **61,114** |

[a] Included is a test fishing catch of 989.

[b] Includes 67 personal use caught fish.

Appendix Table H.3. Yukon River District 2 chinook salmon commercial catch by age, run of origin and period, 1988.

| Strata | Stock Group | Age Group 1.1 | 1.2 | 1.3 | 2.2 | 1.4 | 2.3 | 1.5 | 2.4 | 1.6 | 2.5 | Total |
|---|---|---|---|---|---|---|---|---|---|---|---|---|
| Period 1 | Lower | 0 | 44 | 30 | 2 | 171 | 1 | 57 | 1 | 2 | 0 | 308 |
| 13-Jun | Middle | 0 | 49 | 28 | 3 | 154 | 0 | 22 | 0 | 0 | 0 | 256 |
| Restricted | **Alaska** | **0** | **93** | **58** | **5** | **325** | **1** | **79** | **1** | **2** | **0** | **564** |
| Mesh Size | Upper | 0 | 236 | 441 | 0 | 152 | 4 | 251 | 40 | 3 | 14 | 1,141 |
| | **Total** | **0** | **329** | **499** | **5** | **477** | **5** | **330** | **41** | **5** | **14** | **1,705** |
| Period 2 | Lower | 0 | 12 | 31 | 0 | 302 | 1 | 164 | 0 | 3 | 0 | 513 |
| 16-Jun | Middle | 0 | 0 | 0 | 0 | 360 | 0 | 214 | 0 | 0 | 0 | 574 |
| Unrestricted | **Alaska** | **0** | **12** | **31** | **0** | **662** | **1** | **378** | **0** | **3** | **0** | **1,087** |
| Mesh Size | Upper | 0 | 55 | 401 | 0 | 336 | 6 | 732 | 15 | 4 | 30 | 1,579 |
| | **Total** | **0** | **67** | **432** | **0** | **998** | **7** | **1,110** | **15** | **7** | **30** | **2,666** |
| Period 3 | Lower | 0 | 22 | 15 | 1 | 85 | 1 | 28 | 1 | 1 | 0 | 154 |
| 17-Jun | Middle | 0 | 24 | 14 | 2 | 77 | 0 | 11 | 0 | 0 | 0 | 128 |
| Restricted | **Alaska** | **0** | **46** | **29** | **3** | **162** | **1** | **39** | **1** | **1** | **0** | **282** |
| Mesh Size | Upper | 0 | 118 | 220 | 0 | 76 | 2 | 125 | 20 | 2 | 7 | 570 |
| | **Total** | **0** | **164** | **249** | **3** | **238** | **3** | **164** | **21** | **3** | **7** | **852** |
| Period 4 | Lower | 0 | 58 | 110 | 0 | 1,352 | 0 | 0 | 0 | 0 | 0 | 1,520 |
| 20-Jun | Middle | 0 | 0 | 0 | 0 | 1,263 | 0 | 196 | 0 | 0 | 0 | 1,459 |
| Unrestricted | **Alaska** | **0** | **58** | **110** | **0** | **2,615** | **0** | **196** | **0** | **0** | **0** | **2,979** |
| Mesh Size | Upper | 0 | 281 | 1,440 | 0 | 701 | 0 | 3,485 | 97 | 0 | 48 | 6,052 |
| | **Total** | **0** | **339** | **1,550** | **0** | **3,316** | **0** | **3,681** | **97** | **0** | **48** | **9,031** |
| Period 5 | Lower | 0 | 291 | 426 | 0 | 1,350 | 15 | 46 | 0 | 0 | 0 | 2,128 |
| 23-Jun | Middle | 0 | 42 | 51 | 0 | 847 | 0 | 732 | 1 | 0 | 0 | 1,673 |
| Unrestricted | **Alaska** | **0** | **333** | **477** | **0** | **2,197** | **15** | **778** | **1** | **0** | **0** | **3,801** |
| Mesh Size | Upper | 0 | 299 | 1,193 | 0 | 1,095 | 68 | 1,774 | 82 | 0 | 0 | 4,511 |
| | **Total** | **0** | **632** | **1,670** | **0** | **3,292** | **83** | **2,552** | **83** | **0** | **0** | **8,312** |
| Period 6 | Lower | 0 | 1,077 | 582 | 3 | 137 | 2 | 54 | 0 | 0 | 3 | 1,858 |
| 27-Jun | Middle | 0 | 0 | 0 | 3 | 0 | 0 | 0 | 0 | 0 | 3 | 6 |
| Restricted | **Alaska** | **0** | **1,077** | **582** | **6** | **137** | **2** | **54** | **0** | **0** | **6** | **1,864** |
| Mesh Size | Upper | 0 | 607 | 893 | 3 | 565 | 48 | 525 | 18 | 0 | 3 | 2,662 |
| | **Total** | **0** | **1,684** | **1,475** | **9** | **702** | **50** | **579** | **18** | **0** | **9** | **4,526** |
| Period 7 | Lower | 0 | 703 | 934 | 26 | 592 | 0 | 119 | 0 | 0 | 0 | 2,374 |
| 30-Jun | Middle | 0 | 18 | 20 | 1 | 3 | 0 | 175 | 0 | 0 | 0 | 217 |
| Restricted | **Alaska** | **0** | **721** | **954** | **27** | **595** | **0** | **294** | **0** | **0** | **0** | **2,591** |
| Mesh Size | Upper | 0 | 187 | 674 | 0 | 147 | 0 | 313 | 0 | 0 | 0 | 1,321 |
| | **Total** | **0** | **908** | **1,628** | **27** | **742** | **0** | **607** | **0** | **0** | **0** | **3,912** |
| Period 8 | Lower | 0 | 242 | 138 | 0 | 194 | 0 | 150 | 1 | 0 | 0 | 725 |
| 04-Jul | Middle | 0 | 0 | 0 | 0 | 132 | 0 | 120 | 0 | 0 | 3 | 255 |
| Restricted | **Alaska** | **0** | **242** | **138** | **0** | **326** | **0** | **270** | **1** | **0** | **3** | **980** |
| Mesh Size | Upper | 0 | 367 | 572 | 0 | 105 | 0 | 136 | 22 | 0 | 47 | 1,249 |
| | **Total** | **0** | **609** | **710** | **0** | **431** | **0** | **406** | **23** | **0** | **50** | **2,229** |
| Period 9 | Lower | 0 | 310 | 323 | 0 | 166 | 0 | 85 | 0 | 0 | 0 | 884 |
| 07-Jul | Middle | 0 | 49 | 43 | 0 | 36 | 0 | 21 | 0 | 0 | 0 | 149 |
| Restricted | **Alaska** | **0** | **359** | **366** | **0** | **202** | **0** | **106** | **0** | **0** | **0** | **1,033** |
| Mesh Size | Upper | 0 | 55 | 157 | 0 | 15 | 0 | 17 | 0 | 0 | 0 | 244 |
| | **Total** | **0** | **414** | **523** | **0** | **217** | **0** | **123** | **0** | **0** | **0** | **1,277** |
| Period 10 | Lower | 0 | 76 | 123 | 0 | 57 | 0 | 52 | 0 | 0 | 0 | 308 |
| 11-Jul | Middle | 0 | 12 | 17 | 0 | 12 | 0 | 13 | 0 | 0 | 0 | 54 |
| Restricted | **Alaska** | **0** | **88** | **140** | **0** | **69** | **0** | **65** | **0** | **0** | **0** | **362** |
| | Upper | 0 | 13 | 61 | 0 | 5 | 0 | 10 | 0 | 0 | 0 | 89 |
| | **Total** | **0** | **101** | **201** | **0** | **74** | **0** | **75** | **0** | **0** | **0** | **451** |
| Period 11 | Lower | 0 | 14 | 42 | 0 | 81 | 0 | 25 | 0 | 0 | 0 | 162 |
| 14-Jul | Middle | 0 | 2 | 5 | 0 | 17 | 0 | 6 | 0 | 0 | 0 | 30 |
| Restricted | **Alaska** | **0** | **16** | **47** | **0** | **98** | **0** | **31** | **0** | **0** | **0** | **192** |
| | Upper | 0 | 2 | 21 | 0 | 7 | 0 | 5 | 0 | 0 | 0 | 35 |
| | **Total** | **0** | **18** | **68** | **0** | **105** | **0** | **36** | **0** | **0** | **0** | **227** |

Appendix Table H.4. Yukon River District 2 chinook salmon commercial and subsistence catch by age, run of origin and fishery, 1988.

| Strata | Stock Group | Age Group 1.1 | 1.2 | 1.3 | 2.2 | 1.4 | 2.3 | 1.5 | 2.4 | 1.6 | 2.5 | Total |
|---|---|---|---|---|---|---|---|---|---|---|---|---|
| Unrestricted Mesh Size Season Total | Lower | 0 | 361 | 567 | 0 | 3,004 | 16 | 210 | 0 | 3 | 0 | 4,161 |
| | Middle | 0 | 42 | 51 | 0 | 2,470 | 0 | 1,142 | 1 | 0 | 0 | 3,706 |
| | **Alaska** | **0** | **403** | **618** | **0** | **5,474** | **16** | **1,352** | **1** | **3** | **0** | **7,867** |
| | Upper | 0 | 635 | 3,034 | 0 | 2,132 | 74 | 5,991 | 194 | 4 | 78 | 12,142 |
| | **Total** | **0** | **1,038** | **3,652** | **0** | **7,606** | **90** | **7,343** | **195** | **7** | **78** | **20,009** |
| Restricted Mesh Size Season Total | Lower | 0 | 2,488 | 2,187 | 32 | 1,483 | 4 | 570 | 3 | 3 | 3 | 6,773 |
| | Middle | 0 | 154 | 127 | 9 | 431 | 0 | 368 | 0 | 0 | 6 | 1,095 |
| | **Alaska** | **0** | **2,642** | **2,314** | **41** | **1,914** | **4** | **938** | **3** | **3** | **9** | **7,868** |
| | Upper | 0 | 1,585 | 3,039 | 3 | 1,072 | 54 | 1,382 | 100 | 5 | 71 | 7,311 |
| | **Total** | **0** | **4,227** | **5,353** | **44** | **2,986** | **58** | **2,320** | **103** | **8** | **80** | **15,179** |
| Commercial Season Total [a] | Lower | 0 | 2,849 | 2,754 | 32 | 4,487 | 20 | 780 | 3 | 6 | 3 | 10,934 |
| | Middle | 0 | 196 | 178 | 9 | 2,901 | 0 | 1,510 | 1 | 0 | 6 | 4,801 |
| | **Alaska** | **0** | **3,045** | **2,932** | **41** | **7,388** | **20** | **2,290** | **4** | **6** | **9** | **15,735** |
| | Upper | 0 | 2,220 | 6,073 | 3 | 3,204 | 128 | 7,373 | 294 | 9 | 149 | 19,453 |
| | **Total** | **0** | **5,265** | **9,005** | **44** | **10,592** | **148** | **9,663** | **298** | **15** | **158** | **35,188** |
| Subsistence | Lower | 0 | 17 | 71 | 0 | 513 | 5 | 132 | 0 | 1 | 0 | 739 |
| | Middle | 0 | 6 | 25 | 0 | 512 | 0 | 205 | 0 | 0 | 0 | 748 |
| | **Alaska** | **0** | **23** | **96** | **0** | **1,025** | **5** | **337** | **0** | **1** | **0** | **1,487** |
| | Upper | 0 | 47 | 483 | 0 | 352 | 14 | 1,355 | 22 | 2 | 61 | 2,336 |
| | **Total** | **0** | **70** | **579** | **0** | **1,377** | **19** | **1,692** | **22** | **3** | **61** | **3,823** |
| Season Total | Lower | 0 | 2,866 | 2,825 | 32 | 5,000 | 25 | 912 | 3 | 7 | 3 | 11,673 |
| | Middle | 0 | 202 | 203 | 9 | 3,413 | 0 | 1,715 | 1 | 0 | 6 | 5,549 |
| | **Alaska** | **0** | **3,068** | **3,028** | **41** | **8,413** | **25** | **2,627** | **4** | **7** | **9** | **17,222** |
| | Upper | 0 | 2,267 | 6,556 | 3 | 3,556 | 142 | 8,728 | 316 | 11 | 210 | 21,789 |
| | **Total** | **0** | **5,335** | **9,584** | **44** | **11,969** | **167** | **11,355** | **320** | **18** | **219** | **39,011** |

[a] Included is a test fishing catch of 68.

Appendix Table H.5. Yukon River District 3 chinook salmon commercial and subsistence catch by age, run of origin and fishery, 1988.

| Strata | Stock Group | Age Group 1.1 | 1.2 | 1.3 | 2.2 | 1.4 | 2.3 | 1.5 | 2.4 | 1.6 | 2.5 | Total |
|---|---|---|---|---|---|---|---|---|---|---|---|---|
| Period 1 | Lower | 0 | 1 | 4 | 0 | 34 | 0 | 18 | 0 | 0 | 0 | 57 |
| 19-Jun | Middle | 0 | 0 | 0 | 0 | 40 | 0 | 24 | 0 | 0 | 0 | 64 |
| Unrestricted | **Alaska** | **0** | **1** | **4** | **0** | **74** | **0** | **42** | **0** | **0** | **0** | **121** |
| Mesh Size | Upper | 0 | 6 | 45 | 0 | 37 | 1 | 82 | 2 | 0 | 3 | 176 |
| | **Total** | **0** | **7** | **49** | **0** | **111** | **1** | **124** | **2** | **0** | **3** | **297** |
| Period 2 | Lower | 0 | 6 | 12 | 0 | 149 | 0 | 0 | 0 | 0 | 0 | 167 |
| 22-Jun | Middle | 0 | 0 | 0 | 0 | 139 | 0 | 22 | 0 | 0 | 0 | 161 |
| Unrestricted | **Alaska** | **0** | **6** | **12** | **0** | **288** | **0** | **22** | **0** | **0** | **0** | **328** |
| Mesh Size | Upper | 0 | 31 | 159 | 0 | 77 | 0 | 384 | 11 | 0 | 5 | 667 |
| | **Total** | **0** | **37** | **171** | **0** | **365** | **0** | **406** | **11** | **0** | **5** | **995** |
| Period 3 | Lower | 0 | 74 | 40 | 0 | 9 | 0 | 4 | 0 | 0 | 0 | 127 |
| 26-Jun | Middle | 0 | 0 | 0 | 0 | 0 | 0 | 0 | 0 | 0 | 0 | 0 |
| Restricted | **Alaska** | **0** | **74** | **40** | **0** | **9** | **0** | **4** | **0** | **0** | **0** | **127** |
| Mesh Size | Upper | 0 | 42 | 61 | 0 | 39 | 3 | 36 | 1 | 0 | 0 | 182 |
| | **Total** | **0** | **116** | **101** | **0** | **48** | **3** | **40** | **1** | **0** | **0** | **309** |
| Period 4 | Lower | 0 | 40 | 21 | 0 | 5 | 0 | 2 | 0 | 0 | 0 | 68 |
| 29-Jun | Middle | 0 | 0 | 0 | 0 | 0 | 0 | 0 | 0 | 0 | 0 | 0 |
| Restricted | **Alaska** | **0** | **40** | **21** | **0** | **5** | **0** | **2** | **0** | **0** | **0** | **68** |
| Mesh Size | Upper | 0 | 22 | 33 | 0 | 21 | 2 | 19 | 1 | 0 | 0 | 98 |
| | **Total** | **0** | **62** | **54** | **0** | **26** | **2** | **21** | **1** | **0** | **0** | **166** |
| Commercial | Lower | 0 | 121 | 77 | 0 | 197 | 0 | 24 | 0 | 0 | 0 | 419 |
| Season Total | Middle | 0 | 0 | 0 | 0 | 179 | 0 | 46 | 0 | 0 | 0 | 225 |
| | **Alaska** | **0** | **121** | **77** | **0** | **376** | **0** | **70** | **0** | **0** | **0** | **644** |
| | Upper | 0 | 101 | 298 | 0 | 174 | 6 | 521 | 15 | 0 | 8 | 1,123 |
| | **Total** | **0** | **222** | **375** | **0** | **550** | **6** | **591** | **15** | **0** | **8** | **1,767** |
| Subsistence | Lower | 0 | 20 | 92 | 0 | 632 | 6 | 128 | 0 | 1 | 0 | 879 |
| Catch | Middle | 0 | 9 | 37 | 0 | 608 | 0 | 216 | 0 | 0 | 0 | 870 |
| | **Alaska** | **0** | **29** | **129** | **0** | **1,240** | **6** | **344** | **0** | **1** | **0** | **1,749** |
| | Upper | 0 | 46 | 549 | 0 | 383 | 19 | 1,696 | 27 | 1 | 77 | 2,798 |
| | **Total** | **0** | **75** | **678** | **0** | **1,623** | **25** | **2,040** | **27** | **2** | **77** | **4,547** |
| Season Total | Lower | 0 | 141 | 169 | 0 | 829 | 6 | 152 | 0 | 1 | 0 | 1,298 |
| | Middle | 0 | 9 | 37 | 0 | 787 | 0 | 262 | 0 | 0 | 0 | 1,095 |
| | **Alaska** | **0** | **150** | **206** | **0** | **1,616** | **6** | **414** | **0** | **1** | **0** | **2,393** |
| | Upper | 0 | 147 | 847 | 0 | 557 | 25 | 2,217 | 42 | 1 | 85 | 3,921 |
| | **Total** | **0** | **297** | **1,053** | **0** | **2,173** | **31** | **2,631** | **42** | **2** | **85** | **6,314** |

Appendix Table H.6. Yukon River District 4 chinook salmon commercial and subsistence catch by age, run of origin and fishery, 1988.

| Strata | Stock Group | Age Group 1.1 | 1.2 | 1.3 | 2.2 | 1.4 | 2.3 | 1.5 | 2.4 | 1.6 | 2.5 | Total |
|---|---|---|---|---|---|---|---|---|---|---|---|---|
| Commercial Gillnet Season Total | Lower | 0 | 21 | 33 | 0 | 215 | 2 | 13 | 0 | 2 | 0 | 286 |
| | Middle | 0 | 3 | 3 | 0 | 177 | 0 | 69 | 0 | 0 | 0 | 252 |
| | **Alaska** | **0** | **24** | **36** | **0** | **392** | **2** | **82** | **0** | **2** | **0** | **538** |
| | Upper | 0 | 37 | 178 | 0 | 153 | 10 | 362 | 8 | 2 | 28 | 778 |
| | **Total** | **0** | **61** | **214** | **0** | **545** | **12** | **444** | **8** | **4** | **28** | **1,316** |
| Commercial Fishwheel Season Total | Lower | 49 | 97 | 23 | 18 | 122 | 12 | 25 | 0 | 0 | 0 | 346 |
| | Middle | 49 | 108 | 22 | 30 | 110 | 0 | 10 | 0 | 0 | 0 | 329 |
| | **Alaska** | **98** | **205** | **45** | **48** | **232** | **12** | **35** | **0** | **0** | **0** | **675** |
| | Upper | 48 | 522 | 343 | 0 | 108 | 36 | 111 | 0 | 0 | 0 | 1,168 |
| | **Total** | **146** | **727** | **388** | **48** | **340** | **48** | **146** | **0** | **0** | **0** | **1,843** |
| Commercial Season Total | Lower | 49 | 118 | 56 | 18 | 337 | 14 | 38 | 0 | 2 | 0 | 632 |
| | Middle | 49 | 111 | 25 | 30 | 287 | 0 | 79 | 0 | 0 | 0 | 581 |
| | **Alaska** | **98** | **229** | **81** | **48** | **624** | **14** | **117** | **0** | **2** | **0** | **1,213** |
| | Upper | 48 | 559 | 521 | 0 | 261 | 46 | 473 | 8 | 2 | 28 | 1,946 |
| | **Total** | **146** | **788** | **602** | **48** | **885** | **60** | **590** | **8** | **4** | **28** | **3,159** |
| Subsistence Season Total | Lower | 140 | 337 | 160 | 51 | 963 | 40 | 109 | 0 | 6 | 0 | 1,806 |
| | Middle | 140 | 317 | 72 | 86 | 821 | 0 | 226 | 0 | 0 | 0 | 1,662 |
| | **Alaska** | **280** | **654** | **232** | **137** | **1,784** | **40** | **335** | **0** | **6** | **0** | **3,468** |
| | Upper | 137 | 1,598 | 1,489 | 0 | 746 | 132 | 1,352 | 23 | 6 | 80 | 5,563 |
| | **Total** | **417** | **2,252** | **1,721** | **137** | **2,530** | **172** | **1,687** | **23** | **12** | **80** | **9,031** |
| Season Total | Lower | 189 | 455 | 216 | 69 | 1,300 | 54 | 147 | 0 | 8 | 0 | 2,438 |
| | Middle | 189 | 428 | 97 | 116 | 1,108 | 0 | 305 | 0 | 0 | 0 | 2,243 |
| | **Alaska** | **378** | **883** | **313** | **185** | **2,408** | **54** | **452** | **0** | **8** | **0** | **4,681** |
| | Upper | 185 | 2,157 | 2,010 | 0 | 1,007 | 178 | 1,825 | 31 | 8 | 108 | 7,509 |
| | **Total** | **563** | **3,040** | **2,323** | **185** | **3,415** | **232** | **2,277** | **31** | **16** | **108** | **12,190** |

Appendix Table H.7. Yukon River District 5 chinook salmon commercial and subsistence catch by age and fishery, 1988, with run of origin presumed to be Upper Run based on geographic location.

| Strata | Stock Group | Age Group 1.1 | 1.2 | 1.3 | 2.2 | 1.4 | 2.3 | 1.5 | 2.4 | 1.6 | 2.5 | Total |
|---|---|---|---|---|---|---|---|---|---|---|---|---|
| Commercial Gillnet | Upper | 0 | 57 | 285 | 4 | 634 | 4 | 1,211 | 65 | 8 | 57 | 2,325 |
| Commercial Fishwheel | Upper | 6 | 329 | 456 | 4 | 164 | 16 | 118 | 14 | 2 | 2 | 1,111 |
| Commercial Season Total | Upper | 6 | 386 | 741 | 8 | 798 | 20 | 1,329 | 79 | 10 | 59 | 3,436 |
| Subsistence [a] | Upper | 32 | 2,080 | 3,993 | 43 | 4,300 | 108 | 7,161 | 425 | 54 | 318 | 18,514 |
| Season Total | Upper | 38 | 2,466 | 4,734 | 51 | 5,098 | 128 | 8,490 | 504 | 64 | 377 | 21,950 |

[a] Includes 1,453 personal use caught fish.

Appendix Table H.8. Yukon River District 6 chinook salmon commercial, subsistence and sport fish catch by age and fishery, 1988, with run of origin presumed to be Middle Run based on geographic location.

| Strata | Stock Group | Age Group 1.1 | 1.2 | 1.3 | 2.2 | 1.4 | 2.3 | 1.5 | 2.4 | 1.6 | 2.5 | Total |
|---|---|---|---|---|---|---|---|---|---|---|---|---|
| Commercial Gillnet | Middle | 0 | 3 | 13 | 0 | 29 | 0 | 55 | 3 | 0 | 3 | 106 |
| Commercial Fishwheel | Middle | 8 | 216 | 174 | 0 | 206 | 0 | 74 | 0 | 2 | 0 | 680 |
| Sport Fish Catch | Middle | 4 | 147 | 198 | 1 | 419 | 0 | 172 | 1 | 0 | 2 | 944 |
| Subsistence [a] | Middle | 72 | 1,941 | 1,564 | 0 | 1,852 | 0 | 665 | 0 | 18 | 0 | 6,112 |
| Season Total | Middle | 84 | 2,307 | 1,949 | 1 | 2,506 | 0 | 966 | 4 | 20 | 5 | 7,842 |

[a] Includes 623 personal use caught fish.

Appendix Table H.9. Yukon River Canadian chinook salmon commercial and non-commercial catch by age and fishery, 1988, with run of origin presumed to be Upper Run based on geographic location.

| Strata | Stock Group | Age Group 1.1 | 1.2 | 1.3 | 2.2 | 1.4 | 2.3 | 1.5 | 2.4 | 1.6 | 2.5 | Total |
|---|---|---|---|---|---|---|---|---|---|---|---|---|
| Commercial | Upper | 0 | 817 | 2,413 | 0 | 4,938 | 111 | 4,270 | 186 | 74 | 408 | 13,217 |
| Non-Commercial | Upper | 0 | 508 | 1,499 | 0 | 3,067 | 69 | 2,652 | 116 | 46 | 253 | 8,210 |
| Season Total | Upper | 0 | 1,325 | 3,912 | 0 | 8,005 | 180 | 6,922 | 302 | 120 | 661 | 21,427 |

Appendix Table H.10. Yukon River chinook salmon catch by age, run of origin and fishery, 1988.

| District | Fishery | Stock Group | Age Group 1.1 | 1.2 | 1.3 | 2.2 | 1.4 | 2.3 | 1.5 | 2.4 | 1.6 | 2.5 | Total |
|---|---|---|---|---|---|---|---|---|---|---|---|---|---|
| 1 | Commercial [a] | Lower | 0 | 6,039 | 4,744 | 96 | 8,118 | 73 | 1,702 | 5 | 7 | 0 | 20,784 |
| | | Middle | 0 | 332 | 863 | 25 | 4,897 | 0 | 3,190 | 7 | 0 | 13 | 9,327 |
| | | **Alaska** | **0** | **6,371** | **5,607** | **121** | **13,015** | **73** | **4,892** | **12** | **7** | **13** | **30,111** |
| | | Upper | 0 | 3,106 | 8,328 | 0 | 4,734 | 186 | 9,477 | 630 | 40 | 497 | 26,998 |
| | | **Total** | **0** | **9,477** | **13,935** | **121** | **17,749** | **259** | **14,369** | **642** | **47** | **510** | **57,109** |
| | Subsistence [b] | Lower | 0 | 17 | 87 | 0 | 575 | 6 | 89 | 0 | 0 | 0 | 774 |
| | | Middle | 0 | 9 | 38 | 0 | 534 | 0 | 167 | 0 | 0 | 1 | 749 |
| | | **Alaska** | **0** | **26** | **125** | **0** | **1,109** | **6** | **256** | **0** | **0** | **1** | **1,523** |
| | | Upper | 0 | 33 | 463 | 0 | 307 | 18 | 1,565 | 24 | 0 | 72 | 2,482 |
| | | **Total** | **0** | **59** | **588** | **0** | **1,416** | **24** | **1,821** | **24** | **0** | **73** | **4,005** |
| 2 | Commercial [c] | Lower | 0 | 2,849 | 2,754 | 32 | 4,487 | 20 | 780 | 3 | 6 | 3 | 10,934 |
| | | Middle | 0 | 196 | 178 | 9 | 2,901 | 0 | 1,510 | 1 | 0 | 6 | 4,801 |
| | | **Alaska** | **0** | **3,045** | **2,932** | **41** | **7,388** | **20** | **2,290** | **4** | **6** | **9** | **15,735** |
| | | Upper | 0 | 2,220 | 6,073 | 3 | 3,204 | 128 | 7,373 | 294 | 9 | 149 | 19,453 |
| | | **Total** | **0** | **5,265** | **9,005** | **44** | **10,592** | **148** | **9,663** | **298** | **15** | **158** | **35,188** |
| | Subsistence | Lower | 0 | 17 | 71 | 0 | 513 | 5 | 132 | 0 | 1 | 0 | 739 |
| | | Middle | 0 | 6 | 25 | 0 | 512 | 0 | 205 | 0 | 0 | 0 | 748 |
| | | **Alaska** | **0** | **23** | **96** | **0** | **1,025** | **5** | **337** | **0** | **1** | **0** | **1,487** |
| | | Upper | 0 | 47 | 483 | 0 | 352 | 14 | 1,355 | 22 | 2 | 61 | 2,336 |
| | | **Total** | **0** | **70** | **579** | **0** | **1,377** | **19** | **1,692** | **22** | **3** | **61** | **3,823** |
| 3 | Commercial | Lower | 0 | 121 | 77 | 0 | 197 | 0 | 24 | 0 | 0 | 0 | 419 |
| | | Middle | 0 | 0 | 0 | 0 | 179 | 0 | 46 | 0 | 0 | 0 | 225 |
| | | **Alaska** | **0** | **121** | **77** | **0** | **376** | **0** | **70** | **0** | **0** | **0** | **644** |
| | | Upper | 0 | 101 | 298 | 0 | 174 | 6 | 521 | 15 | 0 | 8 | 1,123 |
| | | **Total** | **0** | **222** | **375** | **0** | **550** | **6** | **591** | **15** | **0** | **8** | **1,767** |
| | Subsistence | Lower | 0 | 20 | 92 | 0 | 632 | 6 | 128 | 0 | 1 | 0 | 879 |
| | | Middle | 0 | 9 | 37 | 0 | 608 | 0 | 216 | 0 | 0 | 0 | 870 |
| | | **Alaska** | **0** | **29** | **129** | **0** | **1,240** | **6** | **344** | **0** | **1** | **0** | **1,749** |
| | | Upper | 0 | 46 | 549 | 0 | 383 | 19 | 1,696 | 27 | 1 | 77 | 2,798 |
| | | **Total** | **0** | **75** | **678** | **0** | **1,623** | **25** | **2,040** | **27** | **2** | **77** | **4,547** |
| 4 | Commercial | Lower | 49 | 118 | 56 | 18 | 337 | 14 | 38 | 0 | 2 | 0 | 632 |
| | | Middle | 49 | 111 | 25 | 30 | 287 | 0 | 79 | 0 | 0 | 0 | 581 |
| | | **Alaska** | **98** | **229** | **81** | **48** | **624** | **14** | **117** | **0** | **2** | **0** | **1,213** |
| | | Upper | 48 | 559 | 521 | 0 | 261 | 46 | 473 | 8 | 2 | 28 | 1,946 |
| | | **Total** | **146** | **788** | **602** | **48** | **885** | **60** | **590** | **8** | **4** | **28** | **3,159** |
| | Subsistence | Lower | 140 | 337 | 160 | 51 | 963 | 40 | 109 | 0 | 6 | 0 | 1,806 |
| | | Middle | 140 | 317 | 72 | 86 | 821 | 0 | 226 | 0 | 0 | 0 | 1,662 |
| | | **Alaska** | **280** | **654** | **232** | **137** | **1,784** | **40** | **335** | **0** | **6** | **0** | **3,468** |
| | | Upper | 137 | 1,598 | 1,489 | 0 | 746 | 132 | 1,352 | 23 | 6 | 80 | 5,563 |
| | | **Total** | **417** | **2,252** | **1,721** | **137** | **2,530** | **172** | **1,687** | **23** | **12** | **80** | **9,031** |
| 5 | Commercial | Upper | 6 | 386 | 741 | 8 | 798 | 20 | 1,329 | 79 | 10 | 59 | 3,436 |
| | Subsistence [d] | Upper | 32 | 2,080 | 3,993 | 43 | 4,300 | 108 | 7,161 | 425 | 54 | 318 | 18,514 |
| 6 | Commercial | Middle | 8 | 219 | 187 | 0 | 235 | 0 | 129 | 3 | 2 | 3 | 786 |
| | Sport Fish | Middle | 4 | 147 | 198 | 1 | 419 | 0 | 172 | 1 | 0 | 2 | 944 |
| | Subsistence [e] | Middle | 72 | 1,941 | 1,564 | 0 | 1,852 | 0 | 665 | 0 | 18 | 0 | 6,112 |
| Alaska Total | | Lower | 189 | 9,518 | 8,041 | 197 | 15,822 | 164 | 3,002 | 8 | 23 | 3 | 36,967 |
| | | Middle | 273 | 3,287 | 3,187 | 151 | 13,245 | 0 | 6,605 | 12 | 20 | 25 | 26,805 |
| | | **Alaska** | **462** | **12,805** | **11,228** | **348** | **29,067** | **164** | **9,607** | **20** | **43** | **28** | **63,772** |
| | | Upper | 223 | 10,176 | 22,938 | 54 | 15,259 | 677 | 32,302 | 1,547 | 124 | 1,349 | 84,649 |
| | | **Total** | **685** | **22,981** | **34,166** | **402** | **44,326** | **841** | **41,909** | **1,567** | **167** | **1,377** | **148,421** |
| Canada Total | Commercial | Upper | 0 | 817 | 2,413 | 0 | 4,938 | 111 | 4,270 | 186 | 74 | 408 | 13,217 |
| | Non-Commercial | Upper | 0 | 508 | 1,499 | 0 | 3,067 | 69 | 2,652 | 116 | 46 | 253 | 8,210 |
| | | **Total** | **0** | **1,325** | **3,912** | **0** | **8,005** | **180** | **6,922** | **302** | **120** | **661** | **21,427** |
| Total Harvest | | Lower | 189 | 9,518 | 8,041 | 197 | 15,822 | 164 | 3,002 | 8 | 23 | 3 | 36,967 |
| | | Middle | 273 | 3,287 | 3,187 | 151 | 13,245 | 0 | 6,605 | 12 | 20 | 25 | 26,805 |
| | | **Alaska** | **462** | **12,805** | **11,228** | **348** | **29,067** | **164** | **9,607** | **20** | **43** | **28** | **63,772** |
| | | Upper | 223 | 11,501 | 26,850 | 54 | 23,264 | 857 | 39,224 | 1,849 | 244 | 2,010 | 106,076 |
| | | **Total** | **685** | **24,306** | **38,078** | **402** | **52,331** | **1,021** | **48,831** | **1,869** | **287** | **2,038** | **169,848** |

[a] Includes a test fishing catch of 989 chinook salmon.
[b] Includes 67 personal use caught fish.
[c] Includes a test fishing catch of 68 chinook salmon.
[d] Includes 1,435 personal use caught fish.
[e] Includes 623 personal use caught fish.

Appendix Table H.11. Yukon River chinook salmon catch proportions by age, run of origin and fishery, 1988.

| District | Fishery | Stock Group | Age Group 1.1 | 1.2 | 1.3 | 2.2 | 1.4 | 2.3 | 1.5 | 2.4 | 1.6 | 2.5 | Total |
|---|---|---|---|---|---|---|---|---|---|---|---|---|---|
| 1 | Commercial | Lower | 0.000 | 0.106 | 0.083 | 0.002 | 0.142 | 0.001 | 0.030 | 0.000 | 0.000 | 0.000 | 0.364 |
| | | Middle | 0.000 | 0.006 | 0.015 | 0.000 | 0.086 | 0.000 | 0.056 | 0.000 | 0.000 | 0.000 | 0.163 |
| | | **Alaska** | **0.000** | **0.112** | **0.098** | **0.002** | **0.228** | **0.001** | **0.086** | **0.000** | **0.000** | **0.000** | **0.527** |
| | | Upper | 0.000 | 0.054 | 0.146 | 0.000 | 0.083 | 0.003 | 0.166 | 0.011 | 0.001 | 0.009 | 0.473 |
| | | **Total** | **0.000** | **0.166** | **0.244** | **0.002** | **0.311** | **0.005** | **0.252** | **0.011** | **0.001** | **0.009** | **1.000** |
| | Subsistence | Lower | 0.000 | 0.004 | 0.022 | 0.000 | 0.144 | 0.001 | 0.022 | 0.000 | 0.000 | 0.000 | 0.193 |
| | | Middle | 0.000 | 0.002 | 0.009 | 0.000 | 0.133 | 0.000 | 0.042 | 0.000 | 0.000 | 0.000 | 0.187 |
| | | **Alaska** | **0.000** | **0.006** | **0.031** | **0.000** | **0.277** | **0.001** | **0.064** | **0.000** | **0.000** | **0.000** | **0.380** |
| | | Upper | 0.000 | 0.008 | 0.116 | 0.000 | 0.077 | 0.004 | 0.391 | 0.006 | 0.000 | 0.018 | 0.620 |
| | | **Total** | **0.000** | **0.015** | **0.147** | **0.000** | **0.354** | **0.006** | **0.455** | **0.006** | **0.000** | **0.018** | **1.000** |
| 2 | Commercial | Lower | 0.000 | 0.081 | 0.078 | 0.001 | 0.128 | 0.001 | 0.022 | 0.000 | 0.000 | 0.000 | 0.311 |
| | | Middle | 0.000 | 0.006 | 0.005 | 0.000 | 0.082 | 0.000 | 0.043 | 0.000 | 0.000 | 0.000 | 0.136 |
| | | **Alaska** | **0.000** | **0.087** | **0.083** | **0.001** | **0.210** | **0.001** | **0.065** | **0.000** | **0.000** | **0.000** | **0.447** |
| | | Upper | 0.000 | 0.063 | 0.173 | 0.000 | 0.091 | 0.004 | 0.210 | 0.008 | 0.000 | 0.004 | 0.553 |
| | | **Total** | **0.000** | **0.150** | **0.256** | **0.001** | **0.301** | **0.004** | **0.275** | **0.008** | **0.000** | **0.004** | **1.000** |
| | Subsistence | Lower | 0.000 | 0.004 | 0.019 | 0.000 | 0.134 | 0.001 | 0.035 | 0.000 | 0.000 | 0.000 | 0.193 |
| | | Middle | 0.000 | 0.002 | 0.007 | 0.000 | 0.134 | 0.000 | 0.054 | 0.000 | 0.000 | 0.000 | 0.196 |
| | | **Alaska** | **0.000** | **0.006** | **0.025** | **0.000** | **0.268** | **0.001** | **0.088** | **0.000** | **0.000** | **0.000** | **0.389** |
| | | Upper | 0.000 | 0.012 | 0.126 | 0.000 | 0.092 | 0.004 | 0.354 | 0.006 | 0.001 | 0.016 | 0.611 |
| | | **Total** | **0.000** | **0.018** | **0.151** | **0.000** | **0.360** | **0.005** | **0.443** | **0.006** | **0.001** | **0.016** | **1.000** |
| 3 | Commercial | Lower | 0.000 | 0.068 | 0.044 | 0.000 | 0.111 | 0.000 | 0.014 | 0.000 | 0.000 | 0.000 | 0.237 |
| | | Middle | 0.000 | 0.000 | 0.000 | 0.000 | 0.101 | 0.000 | 0.026 | 0.000 | 0.000 | 0.000 | 0.127 |
| | | **Alaska** | **0.000** | **0.068** | **0.044** | **0.000** | **0.213** | **0.000** | **0.040** | **0.000** | **0.000** | **0.000** | **0.364** |
| | | Upper | 0.000 | 0.057 | 0.169 | 0.000 | 0.098 | 0.003 | 0.295 | 0.008 | 0.000 | 0.005 | 0.636 |
| | | **Total** | **0.000** | **0.126** | **0.212** | **0.000** | **0.311** | **0.003** | **0.334** | **0.008** | **0.000** | **0.005** | **1.000** |
| | Subsistence | Lower | 0.000 | 0.004 | 0.020 | 0.000 | 0.139 | 0.001 | 0.028 | 0.000 | 0.000 | 0.000 | 0.193 |
| | | Middle | 0.000 | 0.002 | 0.008 | 0.000 | 0.134 | 0.000 | 0.048 | 0.000 | 0.000 | 0.000 | 0.191 |
| | | **Alaska** | **0.000** | **0.006** | **0.028** | **0.000** | **0.273** | **0.001** | **0.076** | **0.000** | **0.000** | **0.000** | **0.385** |
| | | Upper | 0.000 | 0.010 | 0.121 | 0.000 | 0.084 | 0.004 | 0.373 | 0.006 | 0.000 | 0.017 | 0.615 |
| | | **Total** | **0.000** | **0.016** | **0.149** | **0.000** | **0.357** | **0.005** | **0.449** | **0.006** | **0.000** | **0.017** | **1.000** |
| 4 | Commercial | Lower | 0.016 | 0.037 | 0.018 | 0.006 | 0.107 | 0.004 | 0.012 | 0.000 | 0.001 | 0.000 | 0.200 |
| | | Middle | 0.016 | 0.035 | 0.008 | 0.009 | 0.091 | 0.000 | 0.025 | 0.000 | 0.000 | 0.000 | 0.184 |
| | | **Alaska** | **0.031** | **0.072** | **0.026** | **0.015** | **0.198** | **0.004** | **0.037** | **0.000** | **0.001** | **0.000** | **0.384** |
| | | Upper | 0.015 | 0.177 | 0.165 | 0.000 | 0.083 | 0.015 | 0.150 | 0.003 | 0.001 | 0.009 | 0.616 |
| | | **Total** | **0.046** | **0.249** | **0.191** | **0.015** | **0.280** | **0.019** | **0.187** | **0.003** | **0.001** | **0.009** | **1.000** |
| | Subsistence | Lower | 0.016 | 0.037 | 0.018 | 0.006 | 0.107 | 0.004 | 0.012 | 0.000 | 0.001 | 0.000 | 0.200 |
| | | Middle | 0.016 | 0.035 | 0.008 | 0.010 | 0.091 | 0.000 | 0.025 | 0.000 | 0.000 | 0.000 | 0.184 |
| | | **Alaska** | **0.031** | **0.072** | **0.026** | **0.015** | **0.198** | **0.004** | **0.037** | **0.000** | **0.001** | **0.000** | **0.384** |
| | | Upper | 0.015 | 0.177 | 0.165 | 0.000 | 0.083 | 0.015 | 0.150 | 0.003 | 0.001 | 0.009 | 0.616 |
| | | **Total** | **0.046** | **0.249** | **0.191** | **0.015** | **0.280** | **0.019** | **0.187** | **0.003** | **0.001** | **0.009** | **1.000** |
| 5 | Commercial | Upper | 0.002 | 0.112 | 0.216 | 0.002 | 0.232 | 0.006 | 0.387 | 0.023 | 0.003 | 0.017 | 1.000 |
| | Subsistence | Upper | 0.002 | 0.112 | 0.216 | 0.002 | 0.232 | 0.006 | 0.387 | 0.023 | 0.003 | 0.017 | 1.000 |
| 6 | Commercial | Middle | 0.010 | 0.279 | 0.238 | 0.000 | 0.299 | 0.000 | 0.164 | 0.004 | 0.003 | 0.004 | 1.000 |
| | Sport Fish | Middle | 0.004 | 0.156 | 0.210 | 0.001 | 0.444 | 0.000 | 0.182 | 0.001 | 0.000 | 0.002 | 1.000 |
| | Subsistence | Middle | 0.012 | 0.318 | 0.256 | 0.000 | 0.303 | 0.000 | 0.109 | 0.000 | 0.003 | 0.000 | 1.000 |
| **Alaska Total** | | Lower | 0.001 | 0.064 | 0.054 | 0.001 | 0.107 | 0.001 | 0.020 | 0.000 | 0.000 | 0.000 | 0.249 |
| | | Middle | 0.002 | 0.022 | 0.021 | 0.001 | 0.089 | 0.000 | 0.045 | 0.000 | 0.000 | 0.000 | 0.181 |
| | | **Alaska** | **0.003** | **0.086** | **0.076** | **0.002** | **0.196** | **0.001** | **0.065** | **0.000** | **0.000** | **0.000** | **0.430** |
| | | Upper | 0.002 | 0.069 | 0.155 | 0.000 | 0.103 | 0.005 | 0.218 | 0.010 | 0.001 | 0.009 | 0.570 |
| | | **Total** | **0.005** | **0.155** | **0.230** | **0.003** | **0.299** | **0.006** | **0.282** | **0.011** | **0.001** | **0.009** | **1.000** |
| **Canada Total** | Commercial | Upper | 0.000 | 0.038 | 0.113 | 0.000 | 0.230 | 0.005 | 0.199 | 0.009 | 0.003 | 0.019 | 0.617 |
| | Non-Commercial | Upper | 0.000 | 0.024 | 0.070 | 0.000 | 0.143 | 0.003 | 0.124 | 0.005 | 0.002 | 0.012 | 0.383 |
| | | **Total** | **0.000** | **0.062** | **0.183** | **0.000** | **0.374** | **0.008** | **0.323** | **0.014** | **0.006** | **0.031** | **1.000** |
| **Total Harvest** | | Lower | 0.001 | 0.056 | 0.047 | 0.001 | 0.093 | 0.001 | 0.018 | 0.000 | 0.000 | 0.000 | 0.218 |
| | | Middle | 0.002 | 0.019 | 0.019 | 0.001 | 0.078 | 0.000 | 0.039 | 0.000 | 0.000 | 0.000 | 0.158 |
| | | **Alaska** | **0.003** | **0.075** | **0.066** | **0.002** | **0.171** | **0.001** | **0.057** | **0.000** | **0.000** | **0.000** | **0.375** |
| | | Upper | 0.001 | 0.068 | 0.158 | 0.000 | 0.137 | 0.005 | 0.231 | 0.011 | 0.001 | 0.012 | 0.625 |
| | | **Total** | **0.004** | **0.143** | **0.224** | **0.002** | **0.308** | **0.006** | **0.287** | **0.011** | **0.002** | **0.012** | **1.000** |

Appendix Table I.1. Yukon River District 1 chinook salmon commercial catch by age, run of origin and period, 1989.

| Strata | Stock Group | Age Group 1.1 | 1.2 | 1.3 | 2.2 | 1.4 | 2.3 | 1.5 | 2.4 | 1.6 | 2.5 | Total |
|---|---|---|---|---|---|---|---|---|---|---|---|---|
| Period 1 | Lower | 0 | 36 | 566 | 0 | 286 | 0 | 12 | 0 | 0 | 0 | 900 |
| 13-Jun | Middle | 0 | 96 | 864 | 0 | 1,176 | 1 | 124 | 0 | 0 | 0 | 2,261 |
| Restricted | **Alaska** | **0** | **132** | **1,430** | **0** | **1,462** | **1** | **136** | **0** | **0** | **0** | **3,161** |
| Mesh Size | Upper | 0 | 419 | 1,102 | 110 | 1,456 | 109 | 250 | 275 | 0 | 0 | 3,721 |
| | **Total** | **0** | **551** | **2,532** | **110** | **2,918** | **110** | **386** | **275** | **0** | **0** | **6,882** |
| Period 2 | Lower | 0 | 10 | 1,774 | 0 | 2,081 | 0 | 138 | 0 | 18 | 0 | 4,021 |
| 15-Jun | Middle | 0 | 17 | 1,622 | 0 | 2,218 | 0 | 356 | 0 | 18 | 0 | 4,231 |
| Unrestricted | **Alaska** | **0** | **27** | **3,396** | **0** | **4,299** | **0** | **494** | **0** | **36** | **0** | **8,252** |
| Mesh Size | Upper | 0 | 81 | 2,287 | 0 | 5,988 | 0 | 1,570 | 531 | 18 | 217 | 10,692 |
| | **Total** | **0** | **108** | **5,683** | **0** | **10,287** | **0** | **2,064** | **531** | **54** | **217** | **18,944** |
| Period 3 | Lower | 0 | 19 | 916 | 0 | 2,614 | 0 | 109 | 0 | 11 | 0 | 3,669 |
| 19-Jun | Middle | 0 | 36 | 999 | 0 | 939 | 0 | 95 | 0 | 11 | 0 | 2,080 |
| Unrestricted | **Alaska** | **0** | **55** | **1,915** | **0** | **3,553** | **0** | **204** | **0** | **22** | **0** | **5,749** |
| Mesh Size | Upper | 0 | 78 | 626 | 0 | 3,562 | 0 | 587 | 75 | 11 | 76 | 5,015 |
| | **Total** | **0** | **133** | **2,541** | **0** | **7,115** | **0** | **791** | **75** | **33** | **76** | **10,764** |
| Period 4 | Lower | 0 | 5 | 232 | 0 | 641 | 0 | 48 | 0 | 0 | 0 | 926 |
| 22-Jun | Middle | 0 | 2 | 73 | 0 | 196 | 0 | 36 | 0 | 0 | 0 | 307 |
| Unrestricted | **Alaska** | **0** | **7** | **305** | **0** | **837** | **0** | **84** | **0** | **0** | **0** | **1,233** |
| Mesh Size | Upper | 0 | 18 | 148 | 0 | 760 | 7 | 227 | 40 | 0 | 39 | 1,239 |
| | **Total** | **0** | **25** | **453** | **0** | **1,597** | **7** | **311** | **40** | **0** | **39** | **2,472** |
| Period 5 | Lower | 0 | 134 | 2,332 | 0 | 1,765 | 0 | 71 | 0 | 0 | 0 | 4,302 |
| 24-Jun | Middle | 0 | 58 | 569 | 0 | 348 | 0 | 34 | 0 | 0 | 0 | 1,009 |
| Restricted | **Alaska** | **0** | **192** | **2,901** | **0** | **2,113** | **0** | **105** | **0** | **0** | **0** | **5,311** |
| Mesh Size | Upper | 0 | 230 | 661 | 0 | 1,234 | 46 | 195 | 0 | 0 | 0 | 2,366 |
| | **Total** | **0** | **422** | **3,562** | **0** | **3,347** | **46** | **300** | **0** | **0** | **0** | **7,677** |
| Period 6 | Lower | 0 | 171 | 1,465 | 0 | 1,585 | 0 | 64 | 0 | 10 | 0 | 3,295 |
| 26-Jun | Middle | 0 | 89 | 432 | 0 | 256 | 0 | 25 | 0 | 10 | 0 | 812 |
| Restricted | **Alaska** | **0** | **260** | **1,897** | **0** | **1,841** | **0** | **89** | **0** | **20** | **0** | **4,107** |
| Mesh Size | Upper | 0 | 560 | 793 | 58 | 907 | 29 | 145 | 29 | 10 | 29 | 2,560 |
| | **Total** | **0** | **820** | **2,690** | **58** | **2,748** | **29** | **234** | **29** | **30** | **29** | **6,667** |
| Period 7 | Lower | 0 | 46 | 421 | 0 | 1,178 | 0 | 59 | 0 | 0 | 0 | 1,704 |
| 29-Jun | Middle | 0 | 10 | 52 | 0 | 240 | 0 | 29 | 0 | 0 | 0 | 331 |
| Restricted | **Alaska** | **0** | **56** | **473** | **0** | **1,418** | **0** | **88** | **0** | **0** | **0** | **2,035** |
| Mesh Size | Upper | 0 | 160 | 243 | 17 | 181 | 17 | 36 | 125 | 0 | 8 | 787 |
| | **Total** | **0** | **216** | **716** | **17** | **1,599** | **17** | **124** | **125** | **0** | **8** | **2,822** |
| Period 8 | Lower | 0 | 31 | 254 | 0 | 227 | 0 | 9 | 0 | 0 | 0 | 521 |
| 03-Jul | Middle | 0 | 18 | 81 | 0 | 33 | 0 | 3 | 0 | 0 | 0 | 135 |
| Restricted | **Alaska** | **0** | **49** | **335** | **0** | **260** | **0** | **12** | **0** | **0** | **0** | **656** |
| Mesh Size | Upper | 0 | 55 | 73 | 7 | 113 | 14 | 17 | 14 | 0 | 0 | 293 |
| | **Total** | **0** | **104** | **408** | **7** | **373** | **14** | **29** | **14** | **0** | **0** | **949** |
| Period 9 | Lower | 0 | 36 | 238 | 0 | 273 | 0 | 10 | 0 | 0 | 0 | 557 |
| 06-Jul | Middle | 0 | 0 | 0 | 0 | 43 | 0 | 4 | 0 | 0 | 0 | 47 |
| Restricted | **Alaska** | **0** | **36** | **238** | **0** | **316** | **0** | **14** | **0** | **0** | **0** | **604** |
| Mesh Size | Upper | 0 | 145 | 156 | 14 | 187 | 14 | 27 | 0 | 0 | 0 | 543 |
| | **Total** | **0** | **181** | **394** | **14** | **503** | **14** | **41** | **0** | **0** | **0** | **1,147** |
| Period 10 | Lower | 0 | 21 | 159 | 0 | 58 | 0 | 0 | 0 | 0 | 0 | 238 |
| 10-Jul | Middle | 0 | 0 | 0 | 0 | 9 | 0 | 0 | 0 | 0 | 0 | 9 |
| Restricted | **Alaska** | **0** | **21** | **159** | **0** | **67** | **0** | **0** | **0** | **0** | **0** | **247** |
| Mesh Size | Upper | 0 | 84 | 104 | 0 | 39 | 0 | 0 | 0 | 0 | 0 | 227 |
| | **Total** | **0** | **105** | **263** | **0** | **106** | **0** | **0** | **0** | **0** | **0** | **474** |
| Period 11 | Lower | 0 | 11 | 74 | 0 | 85 | 0 | 3 | 0 | 0 | 0 | 173 |
| 13-Jul | Middle | 0 | 0 | 0 | 0 | 13 | 0 | 1 | 0 | 0 | 0 | 14 |
| Restricted | **Alaska** | **0** | **11** | **74** | **0** | **98** | **0** | **4** | **0** | **0** | **0** | **187** |
| Mesh Size | Upper | 0 | 45 | 48 | 4 | 58 | 4 | 9 | 0 | 0 | 0 | 168 |
| | **Total** | **0** | **56** | **122** | **4** | **156** | **4** | **13** | **0** | **0** | **0** | **355** |

Appendix Table I.2. Yukon River District 1 chinook salmon commercial and subsistence catch by age, run of origin and fishery, 1989.

| Strata | Stock Group | Age Group 1.1 | 1.2 | 1.3 | 2.2 | 1.4 | 2.3 | 1.5 | 2.4 | 1.6 | 2.5 | Total |
|---|---|---|---|---|---|---|---|---|---|---|---|---|
| Unrestricted Mesh Size Season Total | Lower | 0 | 34 | 2,922 | 0 | 5,336 | 0 | 295 | 0 | 29 | 0 | 8,616 |
| | Middle | 0 | 55 | 2,694 | 0 | 3,353 | 0 | 487 | 0 | 29 | 0 | 6,618 |
| | **Alaska** | **0** | **89** | **5,616** | **0** | **8,689** | **0** | **782** | **0** | **58** | **0** | **15,234** |
| | Upper | 0 | 177 | 3,061 | 0 | 10,310 | 7 | 2,384 | 646 | 29 | 332 | 16,946 |
| | **Total** | **0** | **266** | **8,677** | **0** | **18,999** | **7** | **3,166** | **646** | **87** | **332** | **32,180** |
| Restricted Mesh Size Season Total | Lower | 0 | 486 | 5,509 | 0 | 5,457 | 0 | 228 | 0 | 10 | 0 | 11,690 |
| | Middle | 0 | 271 | 1,998 | 0 | 2,118 | 1 | 220 | 0 | 10 | 0 | 4,618 |
| | **Alaska** | **0** | **757** | **7,507** | **0** | **7,575** | **1** | **448** | **0** | **20** | **0** | **16,308** |
| | Upper | 0 | 1,698 | 3,180 | 210 | 4,175 | 233 | 679 | 443 | 10 | 37 | 10,665 |
| | **Total** | **0** | **2,455** | **10,687** | **210** | **11,750** | **234** | **1,127** | **443** | **30** | **37** | **25,973** |
| Commercial Season Total [a] | Lower | 0 | 520 | 8,431 | 0 | 10,793 | 0 | 523 | 0 | 39 | 0 | 20,306 |
| | Middle | 0 | 326 | 4,692 | 0 | 5,471 | 1 | 707 | 0 | 39 | 0 | 11,236 |
| | **Alaska** | **0** | **846** | **13,123** | **0** | **16,264** | **1** | **1,230** | **0** | **78** | **0** | **31,542** |
| | Upper | 0 | 1,875 | 6,241 | 210 | 14,485 | 240 | 3,063 | 1,089 | 39 | 369 | 27,611 |
| | **Total** | **0** | **2,721** | **19,364** | **210** | **30,749** | **241** | **4,293** | **1,089** | **117** | **369** | **59,153** |
| Illegal Sales | Lower | 0 | 6 | 291 | 0 | 294 | 0 | 19 | 0 | 2 | 0 | 612 |
| | Middle | 0 | 14 | 309 | 0 | 422 | 0 | 60 | 0 | 2 | 0 | 807 |
| | **Alaska** | **0** | **20** | **600** | **0** | **716** | **0** | **79** | **0** | **4** | **0** | **1,419** |
| | Upper | 0 | 62 | 421 | 14 | 926 | 14 | 226 | 100 | 2 | 27 | 1,792 |
| | **Total** | **0** | **82** | **1,021** | **14** | **1,642** | **14** | **305** | **100** | **6** | **27** | **3,211** |
| Subsistence [b] | Lower | 0 | 2 | 454 | 0 | 533 | 0 | 35 | 0 | 5 | 0 | 1,029 |
| | Middle | 0 | 4 | 415 | 0 | 568 | 0 | 91 | 0 | 5 | 0 | 1,083 |
| | **Alaska** | **0** | **6** | **869** | **0** | **1,101** | **0** | **126** | **0** | **10** | **0** | **2,112** |
| | Upper | 0 | 21 | 586 | 0 | 1533 | 0 | 402 | 136 | 5 | 56 | 2,739 |
| | **Total** | **0** | **27** | **1,455** | **0** | **2,634** | **0** | **528** | **136** | **15** | **56** | **4,851** |
| Season Total | Lower | 0 | 528 | 9,176 | 0 | 11,620 | 0 | 577 | 0 | 46 | 0 | 21,947 |
| | Middle | 0 | 344 | 5,416 | 0 | 6,461 | 1 | 858 | 0 | 46 | 0 | 13,126 |
| | **Alaska** | **0** | **872** | **14,592** | **0** | **18,081** | **1** | **1,435** | **0** | **92** | **0** | **35,073** |
| | Upper | 0 | 1,958 | 7,248 | 224 | 16,944 | 254 | 3,691 | 1,325 | 46 | 452 | 32,142 |
| | **Total** | **0** | **2,830** | **21,840** | **224** | **35,025** | **255** | **5,126** | **1,325** | **138** | **452** | **67,215** |

[a] Included is a test fish catch of 794.

[b] Includes 286 personal use caught fish.

Appendix Table I.3. Yukon River District 2 chinook salmon commercial catch by age, run of origin and period, 1989.

| Strata | Stock Group | Age Group 1.1 | 1.2 | 1.3 | 2.2 | 1.4 | 2.3 | 1.5 | 2.4 | 1.6 | 2.5 | Total |
|---|---|---|---|---|---|---|---|---|---|---|---|---|
| Period 1 | Lower | 0 | 18 | 362 | 0 | 123 | 0 | 4 | 0 | 0 | 0 | 507 |
| 15-Jun | Middle | 0 | 8 | 96 | 0 | 74 | 0 | 6 | 0 | 0 | 0 | 184 |
| Restricted | **Alaska** | **0** | **26** | **458** | **0** | **197** | **0** | **10** | **0** | **0** | **0** | **691** |
| Mesh Size | Upper | 0 | 233 | 795 | 22 | 560 | 64 | 76 | 0 | 0 | 22 | 1,772 |
| | **Total** | **0** | **259** | **1,253** | **22** | **757** | **64** | **86** | **0** | **0** | **22** | **2,463** |
| Period 2 | Lower | 0 | 2 | 627 | 0 | 2235 | 0 | 158 | 0 | 0 | 0 | 3,022 |
| 18-Jun | Middle | 0 | 6 | 894 | 0 | 759 | 0 | 130 | 0 | 0 | 0 | 1,789 |
| Unrestricted | **Alaska** | **0** | **8** | **1,521** | **0** | **2,994** | **0** | **288** | **0** | **0** | **0** | **4,811** |
| Mesh Size | Upper | 0 | 24 | 1051 | 0 | 3412 | 197 | 954 | 440 | 0 | 99 | 6,177 |
| | **Total** | **0** | **32** | **2,572** | **0** | **6,406** | **197** | **1,242** | **440** | **0** | **99** | **10,988** |
| Period 3 | Lower | 0 | 10 | 647 | 0 | 1,876 | 0 | 110 | 0 | 8 | 0 | 2,651 |
| 21-Jun | Middle | 0 | 3 | 127 | 0 | 1,093 | 0 | 156 | 0 | 8 | 0 | 1,387 |
| Unrestricted | **Alaska** | **0** | **13** | **774** | **0** | **2,969** | **0** | **266** | **0** | **16** | **0** | **4,038** |
| Mesh Size | Upper | 0 | 92 | 992 | 0 | 1,758 | 45 | 410 | 128 | 7 | 45 | 3,477 |
| | **Total** | **0** | **105** | **1,766** | **0** | **4,727** | **45** | **676** | **128** | **23** | **45** | **7,515** |
| Period 4 | Lower | 0 | 99 | 1,006 | 0 | 775 | 0 | 74 | 0 | 0 | 0 | 1,954 |
| 25-Jun | Middle | 0 | 27 | 158 | 0 | 115 | 0 | 27 | 0 | 0 | 0 | 327 |
| Unrestricted | **Alaska** | **0** | **126** | **1,164** | **0** | **890** | **0** | **101** | **0** | **0** | **0** | **2,281** |
| Mesh Size | Upper | 0 | 41 | 68 | 24 | 418 | 0 | 159 | 0 | 0 | 0 | 710 |
| | **Total** | **0** | **167** | **1,232** | **24** | **1,308** | **0** | **260** | **0** | **0** | **0** | **2,991** |
| Period 5 | Lower | 0 | 56 | 637 | 0 | 620 | 0 | 36 | 0 | 0 | 0 | 1,349 |
| 27-Jun | Middle | 0 | 0 | 0 | 0 | 135 | 0 | 19 | 0 | 0 | 0 | 154 |
| Restricted | **Alaska** | **0** | **56** | **637** | **0** | **755** | **0** | **55** | **0** | **0** | **0** | **1,503** |
| Mesh Size | Upper | 0 | 459 | 858 | 0 | 302 | 0 | 69 | 52 | 0 | 0 | 1,740 |
| | **Total** | **0** | **515** | **1,495** | **0** | **1,057** | **0** | **124** | **52** | **0** | **0** | **3,243** |
| Period 6 | Lower | 0 | 56 | 481 | 0 | 520 | 0 | 21 | 0 | 3 | 0 | 1,081 |
| 29-Jun | Middle | 0 | 29 | 142 | 0 | 84 | 0 | 8 | 0 | 3 | 0 | 266 |
| Restricted | **Alaska** | **0** | **85** | **623** | **0** | **604** | **0** | **29** | **0** | **6** | **0** | **1,347** |
| Mesh Size | Upper | 0 | 184 | 260 | 19 | 298 | 10 | 48 | 10 | 3 | 10 | 842 |
| | **Total** | **0** | **269** | **883** | **19** | **902** | **10** | **77** | **10** | **9** | **10** | **2,189** |
| Period 7 | Lower | 4 | 35 | 414 | 0 | 494 | 0 | 33 | 0 | 0 | 0 | 980 |
| 03-Jul | Middle | 4 | 8 | 51 | 0 | 101 | 0 | 16 | 0 | 0 | 0 | 180 |
| Restricted | **Alaska** | **8** | **43** | **465** | **0** | **595** | **0** | **49** | **0** | **0** | **0** | **1,160** |
| Mesh Size | Upper | 4 | 121 | 239 | 12 | 76 | 0 | 20 | 58 | 0 | 24 | 554 |
| | **Total** | **12** | **164** | **704** | **12** | **671** | **0** | **69** | **58** | **0** | **24** | **1,714** |
| Period 8 | Lower | 0 | 29 | 237 | 0 | 212 | 0 | 8 | 0 | 0 | 0 | 486 |
| 06-Jul | Middle | 0 | 17 | 76 | 0 | 31 | 0 | 3 | 0 | 0 | 0 | 127 |
| Restricted | **Alaska** | **0** | **46** | **313** | **0** | **243** | **0** | **11** | **0** | **0** | **0** | **613** |
| Mesh Size | Upper | 0 | 51 | 68 | 7 | 106 | 13 | 16 | 13 | 0 | 0 | 274 |
| | **Total** | **0** | **97** | **381** | **7** | **349** | **13** | **27** | **13** | **0** | **0** | **887** |
| Period 9 | Lower | 0 | 23 | 154 | 0 | 177 | 0 | 6 | 0 | 0 | 0 | 360 |
| 09-Jul | Middle | 0 | 0 | 0 | 0 | 28 | 0 | 3 | 0 | 0 | 0 | 31 |
| Restricted | **Alaska** | **0** | **23** | **154** | **0** | **205** | **0** | **9** | **0** | **0** | **0** | **391** |
| Mesh Size | Upper | 0 | 94 | 101 | 9 | 121 | 9 | 17 | 0 | 0 | 0 | 351 |
| | **Total** | **0** | **117** | **255** | **9** | **326** | **9** | **26** | **0** | **0** | **0** | **742** |
| Period 10 | Lower | 0 | 22 | 166 | 0 | 60 | 0 | 0 | 0 | 0 | 0 | 248 |
| 12-Jul | Middle | 0 | 0 | 0 | 0 | 9 | 0 | 0 | 0 | 0 | 0 | 9 |
| Restricted | **Alaska** | **0** | **22** | **166** | **0** | **69** | **0** | **0** | **0** | **0** | **0** | **257** |
| Mesh Size | Upper | 0 | 87 | 108 | 0 | 41 | 0 | 0 | 0 | 0 | 0 | 236 |
| | **Total** | **0** | **109** | **274** | **0** | **110** | **0** | **0** | **0** | **0** | **0** | **493** |

Appendix Table I.4. Yukon River District 2 chinook salmon commercial and subsistence catch by age, run of origin and fishery, 1989.

| Strata | Stock Group | Age Group 1.1 | 1.2 | 1.3 | 2.2 | 1.4 | 2.3 | 1.5 | 2.4 | 1.6 | 2.5 | Total |
|---|---|---|---|---|---|---|---|---|---|---|---|---|
| Unrestricted Mesh Size Season Total | Lower | 0 | 111 | 2,280 | 0 | 4,886 | 0 | 342 | 0 | 8 | 0 | 7,627 |
| | Middle | 0 | 36 | 1,179 | 0 | 1,967 | 0 | 313 | 0 | 8 | 0 | 3,503 |
| | **Alaska** | **0** | **147** | **3,459** | **0** | **6,853** | **0** | **655** | **0** | **16** | **0** | **11,130** |
| | Upper | 0 | 157 | 2,111 | 24 | 5,588 | 242 | 1,523 | 568 | 7 | 144 | 10,364 |
| | **Total** | **0** | **304** | **5,570** | **24** | **12,441** | **242** | **2,178** | **568** | **23** | **144** | **21,494** |
| Restricted Mesh Size Season Total | Lower | 4 | 239 | 2,451 | 0 | 2,206 | 0 | 108 | 0 | 3 | 0 | 5,011 |
| | Middle | 4 | 62 | 365 | 0 | 462 | 0 | 55 | 0 | 3 | 0 | 951 |
| | **Alaska** | **8** | **301** | **2,816** | **0** | **2,668** | **0** | **163** | **0** | **6** | **0** | **5,962** |
| | Upper | 4 | 1,229 | 2,429 | 69 | 1,504 | 96 | 246 | 133 | 3 | 56 | 5,769 |
| | **Total** | **12** | **1,530** | **5,245** | **69** | **4,172** | **96** | **409** | **133** | **9** | **56** | **11,731** |
| Commercial Season Total [a] | Lower | 4 | 350 | 4,731 | 0 | 7,092 | 0 | 450 | 0 | 11 | 0 | 12,638 |
| | Middle | 4 | 98 | 1,544 | 0 | 2,429 | 0 | 368 | 0 | 11 | 0 | 4,454 |
| | **Alaska** | **8** | **448** | **6,275** | **0** | **9,521** | **0** | **818** | **0** | **22** | **0** | **17,092** |
| | Upper | 4 | 1,386 | 4,540 | 93 | 7,092 | 338 | 1,769 | 701 | 10 | 200 | 16,133 |
| | **Total** | **12** | **1,834** | **10,815** | **93** | **16,613** | **338** | **2,587** | **701** | **32** | **200** | **33,225** |
| Subsistence | Lower | 0 | 11 | 525 | 0 | 1253 | 0 | 86 | 0 | 0 | 0 | 1,875 |
| | Middle | 0 | 7 | 526 | 0 | 443 | 0 | 72 | 0 | 0 | 0 | 1,048 |
| | **Alaska** | **0** | **18** | **1,051** | **0** | **1,696** | **0** | **158** | **0** | **0** | **0** | **2,923** |
| | Upper | 0 | 137 | 981 | 12 | 2110 | 139 | 547 | 234 | 0 | 64 | 4,224 |
| | **Total** | **0** | **155** | **2,032** | **12** | **3,806** | **139** | **705** | **234** | **0** | **64** | **7,147** |
| Season Total | Lower | 4 | 361 | 5,256 | 0 | 8,345 | 0 | 536 | 0 | 11 | 0 | 14,513 |
| | Middle | 4 | 105 | 2,070 | 0 | 2,872 | 0 | 440 | 0 | 11 | 0 | 5,502 |
| | **Alaska** | **8** | **466** | **7,326** | **0** | **11,217** | **0** | **976** | **0** | **22** | **0** | **20,015** |
| | Upper | 4 | 1,523 | 5,521 | 105 | 9,202 | 477 | 2,316 | 935 | 10 | 264 | 20,357 |
| | **Total** | **12** | **1,989** | **12,847** | **105** | **20,419** | **477** | **3,292** | **935** | **32** | **264** | **40,372** |

[a] Included is a test fish catch of 59.

Appendix Table I.5. Yukon River District 3 chinook salmon commercial and subsistence catch by age, run of origin and fishery, 1989.

| | | Age Group | | | | | | | | | | |
|---|---|---|---|---|---|---|---|---|---|---|---|---|
| Strata | Stock Group | 1.1 | 1.2 | 1.3 | 2.2 | 1.4 | 2.3 | 1.5 | 2.4 | 1.6 | 2.5 | Total |
| Period 1 | Lower | 0 | 1 | 48 | 0 | 141 | 0 | 8 | 0 | 1 | 0 | 199 |
| 21-Jun | Middle | 0 | 0 | 9 | 0 | 82 | 0 | 12 | 0 | 1 | 0 | 104 |
| Unrestricted | **Alaska** | **0** | **1** | **57** | **0** | **223** | **0** | **20** | **0** | **2** | **0** | **303** |
| Mesh Size | Upper | 0 | 7 | 74 | 0 | 132 | 3 | 31 | 10 | 0 | 3 | 260 |
| | **Total** | **0** | **8** | **131** | **0** | **355** | **3** | **51** | **10** | **2** | **3** | **563** |
| Period 2 | Lower | 0 | 15 | 148 | 0 | 114 | 0 | 11 | 0 | 0 | 0 | 288 |
| 25-Jun | Middle | 0 | 4 | 23 | 0 | 17 | 0 | 4 | 0 | 0 | 0 | 48 |
| Unrestricted | **Alaska** | **0** | **19** | **171** | **0** | **131** | **0** | **15** | **0** | **0** | **0** | **336** |
| Mesh Size | Upper | 0 | 6 | 10 | 4 | 62 | 0 | 23 | 0 | 0 | 0 | 105 |
| | **Total** | **0** | **25** | **181** | **4** | **193** | **0** | **38** | **0** | **0** | **0** | **441** |
| Period 3 | Lower | 0 | 5 | 53 | 0 | 52 | 0 | 3 | 0 | 0 | 0 | 113 |
| 28-Jun | Middle | 0 | 0 | 0 | 0 | 11 | 0 | 2 | 0 | 0 | 0 | 13 |
| Unrestricted | **Alaska** | **0** | **5** | **53** | **0** | **63** | **0** | **5** | **0** | **0** | **0** | **126** |
| Mesh Size | Upper | 0 | 38 | 72 | 0 | 25 | 0 | 6 | 4 | 0 | 0 | 145 |
| | **Total** | **0** | **43** | **125** | **0** | **88** | **0** | **11** | **4** | **0** | **0** | **271** |
| Period 4 | Lower | 0 | 5 | 44 | 0 | 50 | 0 | 3 | 0 | 0 | 0 | 102 |
| 02-Jul | Middle | 0 | 2 | 10 | 0 | 9 | 0 | 1 | 0 | 0 | 0 | 22 |
| Restricted | **Alaska** | **0** | **7** | **54** | **0** | **59** | **0** | **4** | **0** | **0** | **0** | **124** |
| Mesh Size | Upper | 0 | 15 | 25 | 2 | 18 | 1 | 3 | 3 | 0 | 2 | 69 |
| | **Total** | **0** | **22** | **79** | **2** | **77** | **1** | **7** | **3** | **0** | **2** | **193** |
| Period 5 | Lower | 0 | 2 | 25 | 0 | 30 | 0 | 2 | 0 | 0 | 0 | 59 |
| 05-Jul | Middle | 0 | 1 | 3 | 0 | 6 | 0 | 1 | 0 | 0 | 0 | 11 |
| Restricted | **Alaska** | **0** | **3** | **28** | **0** | **36** | **0** | **3** | **0** | **0** | **0** | **70** |
| Mesh Size | Upper | 0 | 7 | 15 | 1 | 5 | 0 | 1 | 4 | 0 | 2 | 35 |
| | **Total** | **0** | **10** | **43** | **1** | **41** | **0** | **4** | **4** | **0** | **2** | **105** |
| Period 6 | Lower | 0 | 2 | 15 | 0 | 17 | 0 | 0 | 0 | 0 | 0 | 34 |
| 09-Jul | Middle | 0 | 0 | 0 | 0 | 3 | 0 | 0 | 0 | 0 | 0 | 3 |
| Restricted | **Alaska** | **0** | **2** | **15** | **0** | **20** | **0** | **0** | **0** | **0** | **0** | **37** |
| Mesh Size | Upper | 0 | 9 | 10 | 1 | 12 | 1 | 2 | 0 | 0 | 0 | 35 |
| | **Total** | **0** | **11** | **25** | **1** | **32** | **1** | **2** | **0** | **0** | **0** | **72** |
| Commercial | Lower | 0 | 30 | 333 | 0 | 404 | 0 | 27 | 0 | 1 | 0 | 795 |
| Season Total | Middle | 0 | 7 | 45 | 0 | 128 | 0 | 20 | 0 | 1 | 0 | 201 |
| | **Alaska** | **0** | **37** | **378** | **0** | **532** | **0** | **47** | **0** | **2** | **0** | **996** |
| | Upper | 0 | 82 | 206 | 8 | 254 | 5 | 66 | 21 | 0 | 7 | 649 |
| | **Total** | **0** | **119** | **584** | **8** | **786** | **5** | **113** | **21** | **2** | **7** | **1,645** |
| Subsistence | Lower | 0 | 7 | 351 | 0 | 838 | 0 | 57 | 0 | 0 | 0 | 1,253 |
| Catch | Middle | 0 | 5 | 352 | 0 | 296 | 0 | 48 | 0 | 0 | 0 | 701 |
| | **Alaska** | **0** | **12** | **703** | **0** | **1,134** | **0** | **105** | **0** | **0** | **0** | **1,954** |
| | Upper | 0 | 91 | 656 | 8 | 1,411 | 93 | 366 | 156 | 0 | 43 | 2,824 |
| | **Total** | **0** | **103** | **1,359** | **8** | **2,545** | **93** | **471** | **156** | **0** | **43** | **4,778** |
| Season Total | Lower | 0 | 37 | 684 | 0 | 1,242 | 0 | 84 | 0 | 1 | 0 | 2,048 |
| | Middle | 0 | 12 | 397 | 0 | 424 | 0 | 68 | 0 | 1 | 0 | 902 |
| | **Alaska** | **0** | **49** | **1,081** | **0** | **1,666** | **0** | **152** | **0** | **2** | **0** | **2,950** |
| | Upper | 0 | 173 | 862 | 16 | 1,665 | 98 | 432 | 177 | 0 | 50 | 3,473 |
| | **Total** | **0** | **222** | **1,943** | **16** | **3,331** | **98** | **584** | **177** | **2** | **50** | **6,423** |

Appendix Table I.6. Yukon River District 4 chinook salmon commercial and subsistence catch by age, run of origin and fishery, 1989.

| Strata | Stock Group | Age Group 1.1 | 1.2 | 1.3 | 2.2 | 1.4 | 2.3 | 1.5 | 2.4 | 1.6 | 2.5 | Total |
|---|---|---|---|---|---|---|---|---|---|---|---|---|
| Commercial Gillnet Season Total | Lower | 0 | 48 | 249 | 0 | 85 | 0 | 0 | 0 | 0 | 0 | 382 |
| | Middle | 0 | 15 | 129 | 0 | 34 | 0 | 0 | 0 | 0 | 0 | 178 |
| | **Alaska** | **0** | **63** | **378** | **0** | **119** | **0** | **0** | **0** | **0** | **0** | **560** |
| | Upper | 0 | 67 | 231 | 0 | 98 | 0 | 0 | 0 | 0 | 0 | 396 |
| | **Total** | **0** | **130** | **609** | **0** | **217** | **0** | **0** | **0** | **0** | **0** | **956** |
| Commercial Fishwheel Season Total | Lower | 65 | 48 | 247 | 0 | 352 | 6 | 0 | 0 | 0 | 0 | 718 |
| | Middle | 65 | 0 | 0 | 0 | 76 | 6 | 0 | 0 | 0 | 0 | 147 |
| | **Alaska** | **130** | **48** | **247** | **0** | **428** | **12** | **0** | **0** | **0** | **0** | **865** |
| | Upper | 65 | 394 | 333 | 0 | 171 | 6 | 0 | 0 | 0 | 0 | 969 |
| | **Total** | **195** | **442** | **580** | **0** | **599** | **18** | **0** | **0** | **0** | **0** | **1,834** |
| Commercial Season Total | Lower | 65 | 96 | 496 | 0 | 437 | 6 | 0 | 0 | 0 | 0 | 1,100 |
| | Middle | 65 | 15 | 129 | 0 | 110 | 6 | 0 | 0 | 0 | 0 | 325 |
| | **Alaska** | **130** | **111** | **625** | **0** | **547** | **12** | **0** | **0** | **0** | **0** | **1,425** |
| | Upper | 65 | 461 | 564 | 0 | 269 | 6 | 0 | 0 | 0 | 0 | 1,365 |
| | **Total** | **195** | **572** | **1,189** | **0** | **816** | **18** | **0** | **0** | **0** | **0** | **2,790** |
| Subsistence Season Total | Lower | 193 | 285 | 1472 | 0 | 1296 | 18 | 0 | 0 | 0 | 0 | 3,264 |
| | Middle | 193 | 44 | 383 | 0 | 326 | 18 | 0 | 0 | 0 | 0 | 964 |
| | **Alaska** | **386** | **329** | **1,855** | **0** | **1,622** | **36** | **0** | **0** | **0** | **0** | **4,228** |
| | Upper | 193 | 1368 | 1673 | 0 | 798 | 18 | 0 | 0 | 0 | 0 | 4,050 |
| | **Total** | **579** | **1,697** | **3,528** | **0** | **2,420** | **54** | **0** | **0** | **0** | **0** | **8,278** |
| Season Total | Lower | 258 | 381 | 1,968 | 0 | 1,733 | 24 | 0 | 0 | 0 | 0 | 4,364 |
| | Middle | 258 | 59 | 512 | 0 | 436 | 24 | 0 | 0 | 0 | 0 | 1,289 |
| | **Alaska** | **516** | **440** | **2,480** | **0** | **2,169** | **48** | **0** | **0** | **0** | **0** | **5,653** |
| | Upper | 258 | 1,829 | 2,237 | 0 | 1,067 | 24 | 0 | 0 | 0 | 0 | 5,415 |
| | **Total** | **774** | **2,269** | **4,717** | **0** | **3,236** | **72** | **0** | **0** | **0** | **0** | **11,068** |

Appendix Table I.7. Yukon River District 5 chinook salmon commercial and subsistence catch by age and fishery, 1989, with run of origin presumed to be Upper Run based on geographic location.

| Strata | Stock Group | Age Group 1.1 | 1.2 | 1.3 | 2.2 | 1.4 | 2.3 | 1.5 | 2.4 | 1.6 | 2.5 | Total |
|---|---|---|---|---|---|---|---|---|---|---|---|---|
| Commercial Gillnet | Upper | 0 | 25 | 241 | 0 | 1,138 | 13 | 190 | 64 | 0 | 0 | 1,671 |
| Commercial Fishwheel | Upper | 11 | 504 | 636 | 11 | 301 | 82 | 23 | 47 | 0 | 0 | 1,615 |
| Commercial Season Total | Upper | 11 | 529 | 877 | 11 | 1,439 | 95 | 213 | 111 | 0 | 0 | 3,286 |
| Subsistence [a] | Upper | 74 | 3,562 | 5,905 | 74 | 9,689 | 640 | 1,434 | 747 | 0 | 0 | 22,125 |
| Season Total | Upper | 85 | 4,091 | 6,782 | 85 | 11,128 | 735 | 1,647 | 858 | 0 | 0 | 25,411 |

[a] Includes 1,877 personal use caught fish.

Appendix Table I.8. Yukon River District 6 chinook salmon commercial, subsistence and sport fish catch by age and fishery, 1989, with run of origin presumed to be Middle Run based on geographic location.

| Strata | Stock Group | Age Group 1.1 | 1.2 | 1.3 | 2.2 | 1.4 | 2.3 | 1.5 | 2.4 | 1.6 | 2.5 | Total |
|---|---|---|---|---|---|---|---|---|---|---|---|---|
| Commercial Gillnet | Middle | 0 | 4 | 39 | 0 | 182 | 2 | 31 | 10 | 0 | 0 | 268 |
| Commercial Fishwheel | Middle | 6 | 52 | 377 | 0 | 828 | 32 | 168 | 10 | 0 | 0 | 1,473 |
| Test Fishing | Middle | 2 | 15 | 113 | 0 | 247 | 10 | 50 | 3 | 0 | 0 | 440 |
| Sport Fish Catch | Middle | 4 | 43 | 307 | 4 | 593 | 2 | 100 | 0 | 0 | 0 | 1,053 |
| Subsistence [a] | Middle | 16 | 137 | 994 | 0 | 2,183 | 84 | 443 | 26 | 0 | 0 | 3,883 |
| Season Total | Middle | 28 | 251 | 1,830 | 4 | 4,033 | 130 | 792 | 49 | 0 | 0 | 7,117 |

[a] Includes 453 personal use caught fish.

Appendix Table I.9. Yukon River Canadian chinook salmon commercial and non-commercial catch by age and fishery, 1989, with run of origin presumed to be Upper Run based on geographic location.

| Strata | Stock Group | Age Group 1.1 | 1.2 | 1.3 | 2.2 | 1.4 | 2.3 | 1.5 | 2.4 | 1.6 | 2.5 | Total |
|---|---|---|---|---|---|---|---|---|---|---|---|---|
| Commercial | Upper | 0 | 96 | 1003 | 0 | 6479 | 0 | 2017 | 97 | 49 | 48 | 9,789 |
| Non-Commercial | Upper | 0 | 80 | 836 | 0 | 5397 | 0 | 1680 | 81 | 41 | 40 | 8,155 |
| Season Total | Upper | 0 | 176 | 1,839 | 0 | 11,876 | 0 | 3,697 | 178 | 90 | 88 | 17,944 |

Appendix Table I.10. Yukon River chinook salmon catch by age, run of origin and fishery, 1989.

| District | Fishery | Stock Group | Age Group 1.1 | 1.2 | 1.3 | 2.2 | 1.4 | 2.3 | 1.5 | 2.4 | 1.6 | 2.5 | Total |
|---|---|---|---|---|---|---|---|---|---|---|---|---|---|
| 1 | Commercial [a] | Lower | 0 | 526 | 8,722 | 0 | 11,087 | 0 | 542 | 0 | 41 | 0 | 20,918 |
| | | Middle | 0 | 340 | 5,001 | 0 | 5,893 | 1 | 767 | 0 | 41 | 0 | 12,043 |
| | | **Alaska** | **0** | **866** | **13,723** | **0** | **16,980** | **1** | **1,309** | **0** | **82** | **0** | **32,961** |
| | | Upper | 0 | 1,937 | 6,662 | 224 | 15,411 | 254 | 3,289 | 1,189 | 41 | 396 | 29,403 |
| | | **Total** | **0** | **2,803** | **20,385** | **224** | **32,391** | **255** | **4,598** | **1,189** | **123** | **396** | **62,364** |
| | Subsistence | Lower | 0 | 2 | 454 | 0 | 533 | 0 | 35 | 0 | 5 | 0 | 1,029 |
| | | Middle | 0 | 4 | 415 | 0 | 568 | 0 | 91 | 0 | 5 | 0 | 1,083 |
| | | **Alaska** | **0** | **6** | **869** | **0** | **1,101** | **0** | **126** | **0** | **10** | **0** | **2,112** |
| | | Upper | 0 | 21 | 586 | 0 | 1,533 | 0 | 402 | 136 | 5 | 56 | 2,739 |
| | | **Total** | **0** | **27** | **1,455** | **0** | **2,634** | **0** | **528** | **136** | **15** | **56** | **4,851** |
| 2 | Commercial [b] | Lower | 4 | 350 | 4,731 | 0 | 7,092 | 0 | 450 | 0 | 11 | 0 | 12,638 |
| | | Middle | 4 | 98 | 1,544 | 0 | 2,429 | 0 | 368 | 0 | 11 | 0 | 4,454 |
| | | **Alaska** | **8** | **448** | **6,275** | **0** | **9,521** | **0** | **818** | **0** | **22** | **0** | **17,092** |
| | | Upper | 4 | 1,386 | 4,540 | 93 | 7,092 | 338 | 1,769 | 701 | 10 | 200 | 16,133 |
| | | **Total** | **12** | **1,834** | **10,815** | **93** | **16,613** | **338** | **2,587** | **701** | **32** | **200** | **33,225** |
| | Subsistence | Lower | 0 | 11 | 525 | 0 | 1,253 | 0 | 86 | 0 | 0 | 0 | 1,875 |
| | | Middle | 0 | 7 | 526 | 0 | 443 | 0 | 72 | 0 | 0 | 0 | 1,048 |
| | | **Alaska** | **0** | **18** | **1,051** | **0** | **1,696** | **0** | **158** | **0** | **0** | **0** | **2,923** |
| | | Upper | 0 | 137 | 981 | 12 | 2,110 | 139 | 547 | 234 | 0 | 64 | 4,224 |
| | | **Total** | **0** | **155** | **2,032** | **12** | **3,806** | **139** | **705** | **234** | **0** | **64** | **7,147** |
| 3 | Commercial | Lower | 0 | 30 | 333 | 0 | 404 | 0 | 27 | 0 | 1 | 0 | 795 |
| | | Middle | 0 | 7 | 45 | 0 | 128 | 0 | 20 | 0 | 1 | 0 | 201 |
| | | **Alaska** | **0** | **37** | **378** | **0** | **532** | **0** | **47** | **0** | **2** | **0** | **996** |
| | | Upper | 0 | 82 | 206 | 8 | 254 | 5 | 66 | 21 | 0 | 7 | 649 |
| | | **Total** | **0** | **119** | **584** | **8** | **786** | **5** | **113** | **21** | **2** | **7** | **1,645** |
| | Subsistence | Lower | 0 | 7 | 351 | 0 | 838 | 0 | 57 | 0 | 0 | 0 | 1,253 |
| | | Middle | 0 | 5 | 352 | 0 | 296 | 0 | 48 | 0 | 0 | 0 | 701 |
| | | **Alaska** | **0** | **12** | **703** | **0** | **1,134** | **0** | **105** | **0** | **0** | **0** | **1,954** |
| | | Upper | 0 | 91 | 656 | 8 | 1,411 | 93 | 366 | 156 | 0 | 43 | 2,824 |
| | | **Total** | **0** | **103** | **1,359** | **8** | **2,545** | **93** | **471** | **156** | **0** | **43** | **4,778** |
| 4 | Commercial | Lower | 65 | 96 | 496 | 0 | 437 | 6 | 0 | 0 | 0 | 0 | 1,100 |
| | | Middle | 65 | 15 | 129 | 0 | 110 | 6 | 0 | 0 | 0 | 0 | 325 |
| | | **Alaska** | **130** | **111** | **625** | **0** | **547** | **12** | **0** | **0** | **0** | **0** | **1,425** |
| | | Upper | 65 | 461 | 564 | 0 | 269 | 6 | 0 | 0 | 0 | 0 | 1,365 |
| | | **Total** | **195** | **572** | **1,189** | **0** | **816** | **18** | **0** | **0** | **0** | **0** | **2,790** |
| | Subsistence | Lower | 193 | 285 | 1,472 | 0 | 1,296 | 18 | 0 | 0 | 0 | 0 | 3,264 |
| | | Middle | 193 | 44 | 383 | 0 | 326 | 18 | 0 | 0 | 0 | 0 | 964 |
| | | **Alaska** | **386** | **329** | **1,855** | **0** | **1,622** | **36** | **0** | **0** | **0** | **0** | **4,228** |
| | | Upper | 193 | 1,368 | 1,673 | 0 | 798 | 18 | 0 | 0 | 0 | 0 | 4,050 |
| | | **Total** | **579** | **1,697** | **3,528** | **0** | **2,420** | **54** | **0** | **0** | **0** | **0** | **8,278** |
| 5 | Commercial | Upper | 11 | 529 | 877 | 11 | 1,439 | 95 | 213 | 111 | 0 | 0 | 3,286 |
| | Subsistence [c] | Upper | 74 | 3,562 | 5,905 | 74 | 9,689 | 640 | 1,434 | 747 | 0 | 0 | 22,125 |
| 6 | Commercial | Middle | 8 | 71 | 529 | 0 | 1,257 | 44 | 249 | 23 | 0 | 0 | 2,181 |
| | Sport Fish | Middle | 4 | 43 | 307 | 4 | 593 | 2 | 100 | 0 | 0 | 0 | 1,053 |
| | Subsistence [d] | Middle | 16 | 137 | 994 | 0 | 2,183 | 84 | 443 | 26 | 0 | 0 | 3,883 |
| Alaska Total | | Lower | 262 | 1,307 | 17,084 | 0 | 22,940 | 24 | 1,197 | 0 | 58 | 0 | 42,872 |
| | | Middle | 290 | 771 | 10,225 | 4 | 14,226 | 155 | 2,158 | 49 | 58 | 0 | 27,936 |
| | | **Alaska** | **552** | **2,078** | **27,309** | **4** | **37,166** | **179** | **3,355** | **49** | **116** | **0** | **70,808** |
| | | Upper | 347 | 9,574 | 22,650 | 430 | 40,006 | 1,588 | 8,086 | 3,295 | 56 | 766 | 86,798 |
| | | **Total** | **899** | **11,652** | **49,959** | **434** | **77,172** | **1,767** | **11,441** | **3,344** | **172** | **766** | **157,606** |
| Canada Total | Commercial | Upper | 0 | 96 | 1,003 | 0 | 6,479 | 0 | 2,017 | 97 | 49 | 48 | 9,789 |
| | Non-Commercial | Upper | 0 | 80 | 836 | 0 | 5,397 | 0 | 1,680 | 81 | 41 | 40 | 8,155 |
| | | **Total** | **0** | **176** | **1,839** | **0** | **11,876** | **0** | **3,697** | **178** | **90** | **88** | **17,944** |
| Total Harvest | | Lower | 262 | 1,307 | 17,084 | 0 | 22,940 | 24 | 1,197 | 0 | 58 | 0 | 42,872 |
| | | Middle | 290 | 771 | 10,225 | 4 | 14,226 | 155 | 2,158 | 49 | 58 | 0 | 27,936 |
| | | **Alaska** | **552** | **2,078** | **27,309** | **4** | **37,166** | **179** | **3,355** | **49** | **116** | **0** | **70,808** |
| | | Upper | 347 | 9,750 | 24,489 | 430 | 51,882 | 1,588 | 11,783 | 3,473 | 146 | 854 | 104,742 |
| | | **Total** | **899** | **11,828** | **51,798** | **434** | **89,048** | **1,767** | **15,138** | **3,522** | **262** | **854** | **175,550** |

[a] Included is a test fishing catch of 794 and illegal harvests of 3,211 chinook salmon.
[b] Included is a test fishing catch of 59.
[c] Includes 1,877 personal use caught fish.
[d] Includes 453 personal use caught fish.

Appendix Table I.11. Yukon River chinook salmon catch proportions by age, run of origin and fishery, 1989.

| District | Fishery | Stock Group | Age Group 1.1 | 1.2 | 1.3 | 2.2 | 1.4 | 2.3 | 1.5 | 2.4 | 1.6 | 2.5 | Total |
|---|---|---|---|---|---|---|---|---|---|---|---|---|---|
| 1 | Commercial | Lower | 0.000 | 0.008 | 0.140 | 0.000 | 0.178 | 0.000 | 0.009 | 0.000 | 0.001 | 0.000 | 0.335 |
| | | Middle | 0.000 | 0.005 | 0.080 | 0.000 | 0.094 | 0.000 | 0.012 | 0.000 | 0.001 | 0.000 | 0.193 |
| | | **Alaska** | **0.000** | **0.014** | **0.220** | **0.000** | **0.272** | **0.000** | **0.021** | **0.000** | **0.001** | **0.000** | **0.529** |
| | | Upper | 0.000 | 0.031 | 0.107 | 0.004 | 0.247 | 0.004 | 0.053 | 0.019 | 0.001 | 0.006 | 0.471 |
| | | **Total** | **0.000** | **0.045** | **0.327** | **0.004** | **0.518** | **0.004** | **0.074** | **0.019** | **0.002** | **0.006** | **1.000** |
| | Subsistence | Lower | 0.000 | 0.000 | 0.094 | 0.000 | 0.110 | 0.000 | 0.007 | 0.000 | 0.001 | 0.000 | 0.212 |
| | | Middle | 0.000 | 0.001 | 0.086 | 0.000 | 0.117 | 0.000 | 0.019 | 0.000 | 0.001 | 0.000 | 0.223 |
| | | **Alaska** | **0.000** | **0.001** | **0.179** | **0.000** | **0.227** | **0.000** | **0.026** | **0.000** | **0.002** | **0.000** | **0.435** |
| | | Upper | 0.000 | 0.004 | 0.121 | 0.000 | 0.316 | 0.000 | 0.083 | 0.028 | 0.001 | 0.012 | 0.565 |
| | | **Total** | **0.000** | **0.006** | **0.300** | **0.000** | **0.543** | **0.000** | **0.109** | **0.028** | **0.003** | **0.012** | **1.000** |
| 2 | Commercial | Lower | 0.000 | 0.011 | 0.142 | 0.000 | 0.213 | 0.000 | 0.014 | 0.000 | 0.000 | 0.000 | 0.380 |
| | | Middle | 0.000 | 0.003 | 0.046 | 0.000 | 0.073 | 0.000 | 0.011 | 0.000 | 0.000 | 0.000 | 0.134 |
| | | **Alaska** | **0.000** | **0.013** | **0.189** | **0.000** | **0.287** | **0.000** | **0.025** | **0.000** | **0.001** | **0.000** | **0.514** |
| | | Upper | 0.000 | 0.042 | 0.137 | 0.003 | 0.213 | 0.010 | 0.053 | 0.021 | 0.000 | 0.006 | 0.486 |
| | | **Total** | **0.000** | **0.055** | **0.326** | **0.003** | **0.500** | **0.010** | **0.078** | **0.021** | **0.001** | **0.006** | **1.000** |
| | Subsistence | Lower | 0.000 | 0.002 | 0.073 | 0.000 | 0.175 | 0.000 | 0.012 | 0.000 | 0.000 | 0.000 | 0.262 |
| | | Middle | 0.000 | 0.001 | 0.074 | 0.000 | 0.062 | 0.000 | 0.010 | 0.000 | 0.000 | 0.000 | 0.147 |
| | | **Alaska** | **0.000** | **0.003** | **0.147** | **0.000** | **0.237** | **0.000** | **0.022** | **0.000** | **0.000** | **0.000** | **0.409** |
| | | Upper | 0.000 | 0.019 | 0.137 | 0.002 | 0.295 | 0.019 | 0.077 | 0.033 | 0.000 | 0.009 | 0.591 |
| | | **Total** | **0.000** | **0.022** | **0.284** | **0.002** | **0.533** | **0.019** | **0.099** | **0.033** | **0.000** | **0.009** | **1.000** |
| 3 | Commercial | Lower | 0.000 | 0.018 | 0.202 | 0.000 | 0.246 | 0.000 | 0.016 | 0.000 | 0.001 | 0.000 | 0.483 |
| | | Middle | 0.000 | 0.004 | 0.027 | 0.000 | 0.078 | 0.000 | 0.012 | 0.000 | 0.001 | 0.000 | 0.122 |
| | | **Alaska** | **0.000** | **0.022** | **0.230** | **0.000** | **0.323** | **0.000** | **0.029** | **0.000** | **0.001** | **0.000** | **0.605** |
| | | Upper | 0.000 | 0.050 | 0.125 | 0.005 | 0.154 | 0.003 | 0.040 | 0.013 | 0.000 | 0.004 | 0.395 |
| | | **Total** | **0.000** | **0.072** | **0.355** | **0.005** | **0.478** | **0.003** | **0.069** | **0.013** | **0.001** | **0.004** | **1.000** |
| | Subsistence | Lower | 0.000 | 0.001 | 0.073 | 0.000 | 0.175 | 0.000 | 0.012 | 0.000 | 0.000 | 0.000 | 0.262 |
| | | Middle | 0.000 | 0.001 | 0.074 | 0.000 | 0.062 | 0.000 | 0.010 | 0.000 | 0.000 | 0.000 | 0.147 |
| | | **Alaska** | **0.000** | **0.003** | **0.147** | **0.000** | **0.237** | **0.000** | **0.022** | **0.000** | **0.000** | **0.000** | **0.409** |
| | | Upper | 0.000 | 0.019 | 0.137 | 0.002 | 0.295 | 0.019 | 0.077 | 0.033 | 0.000 | 0.009 | 0.591 |
| | | **Total** | **0.000** | **0.022** | **0.284** | **0.002** | **0.533** | **0.019** | **0.099** | **0.033** | **0.000** | **0.009** | **1.000** |
| 4 | Commercial | Lower | 0.023 | 0.034 | 0.178 | 0.000 | 0.157 | 0.002 | 0.000 | 0.000 | 0.000 | 0.000 | 0.394 |
| | | Middle | 0.023 | 0.005 | 0.046 | 0.000 | 0.039 | 0.002 | 0.000 | 0.000 | 0.000 | 0.000 | 0.116 |
| | | **Alaska** | **0.047** | **0.040** | **0.224** | **0.000** | **0.196** | **0.004** | **0.000** | **0.000** | **0.000** | **0.000** | **0.511** |
| | | Upper | 0.023 | 0.165 | 0.202 | 0.000 | 0.096 | 0.002 | 0.000 | 0.000 | 0.000 | 0.000 | 0.489 |
| | | **Total** | **0.070** | **0.205** | **0.426** | **0.000** | **0.292** | **0.006** | **0.000** | **0.000** | **0.000** | **0.000** | **1.000** |
| | Subsistence | Lower | 0.023 | 0.034 | 0.178 | 0.000 | 0.157 | 0.002 | 0.000 | 0.000 | 0.000 | 0.000 | 0.394 |
| | | Middle | 0.023 | 0.005 | 0.046 | 0.000 | 0.039 | 0.002 | 0.000 | 0.000 | 0.000 | 0.000 | 0.116 |
| | | **Alaska** | **0.047** | **0.040** | **0.224** | **0.000** | **0.196** | **0.004** | **0.000** | **0.000** | **0.000** | **0.000** | **0.511** |
| | | Upper | 0.023 | 0.165 | 0.202 | 0.000 | 0.096 | 0.002 | 0.000 | 0.000 | 0.000 | 0.000 | 0.489 |
| | | **Total** | **0.070** | **0.205** | **0.426** | **0.000** | **0.292** | **0.007** | **0.000** | **0.000** | **0.000** | **0.000** | **1.000** |
| 5 | Commercial | Upper | 0.003 | 0.161 | 0.267 | 0.003 | 0.438 | 0.029 | 0.065 | 0.034 | 0.000 | 0.000 | 1.000 |
| | Subsistence | Upper | 0.003 | 0.161 | 0.267 | 0.003 | 0.438 | 0.029 | 0.065 | 0.034 | 0.000 | 0.000 | 1.000 |
| 6 | Commercial | Middle | 0.004 | 0.033 | 0.243 | 0.000 | 0.576 | 0.020 | 0.114 | 0.011 | 0.000 | 0.000 | 1.000 |
| | Sport Fish | Middle | 0.004 | 0.041 | 0.292 | 0.004 | 0.563 | 0.002 | 0.095 | 0.000 | 0.000 | 0.000 | 1.000 |
| | Subsistence | Middle | 0.004 | 0.035 | 0.256 | 0.000 | 0.562 | 0.022 | 0.114 | 0.007 | 0.000 | 0.000 | 1.000 |
| Alaska Total | | Lower | 0.002 | 0.008 | 0.108 | 0.000 | 0.146 | 0.000 | 0.008 | 0.000 | 0.000 | 0.000 | 0.272 |
| | | Middle | 0.002 | 0.005 | 0.065 | 0.000 | 0.090 | 0.001 | 0.014 | 0.000 | 0.000 | 0.000 | 0.177 |
| | | **Alaska** | **0.004** | **0.013** | **0.173** | **0.000** | **0.236** | **0.001** | **0.021** | **0.000** | **0.001** | **0.000** | **0.449** |
| | | Upper | 0.002 | 0.061 | 0.144 | 0.003 | 0.254 | 0.010 | 0.051 | 0.021 | 0.000 | 0.005 | 0.551 |
| | | **Total** | **0.006** | **0.074** | **0.317** | **0.003** | **0.490** | **0.011** | **0.073** | **0.021** | **0.001** | **0.005** | **1.000** |
| Canada Total | Commercial | Upper | 0.000 | 0.005 | 0.056 | 0.000 | 0.361 | 0.000 | 0.112 | 0.005 | 0.003 | 0.003 | 0.546 |
| | Non-Commercial | Upper | 0.000 | 0.004 | 0.047 | 0.000 | 0.301 | 0.000 | 0.094 | 0.005 | 0.002 | 0.002 | 0.454 |
| | | **Total** | **0.000** | **0.010** | **0.102** | **0.000** | **0.662** | **0.000** | **0.206** | **0.010** | **0.005** | **0.005** | **1.000** |
| Total Harvest | | Lower | 0.001 | 0.007 | 0.097 | 0.000 | 0.131 | 0.000 | 0.007 | 0.000 | 0.000 | 0.000 | 0.244 |
| | | Middle | 0.002 | 0.004 | 0.058 | 0.000 | 0.081 | 0.001 | 0.012 | 0.000 | 0.000 | 0.000 | 0.159 |
| | | **Alaska** | **0.003** | **0.012** | **0.156** | **0.000** | **0.212** | **0.001** | **0.019** | **0.000** | **0.001** | **0.000** | **0.403** |
| | | Upper | 0.002 | 0.056 | 0.139 | 0.002 | 0.296 | 0.009 | 0.067 | 0.020 | 0.001 | 0.005 | 0.597 |
| | | **Total** | **0.005** | **0.067** | **0.295** | **0.002** | **0.507** | **0.010** | **0.086** | **0.020** | **0.001** | **0.005** | **1.000** |

Appendix Table J.1. Yukon River District 1 chinook salmon commercial catch by age, run of origin and period, 1990.

| Strata | Stock Group | Age Group 1.1 | 1.2 | 1.3 | 2.2 | 1.4 | 2.3 | 1.5 | 2.4 | 1.6 | 2.5 | Total |
|---|---|---|---|---|---|---|---|---|---|---|---|---|
| Period 1 | Lower | 0 | 729 | 1,097 | 0 | 646 | 0 | 15 | 0 | 0 | 0 | 2,487 |
| 14-Jun | Middle | 0 | 655 | 1,362 | 8 | 5,212 | 0 | 369 | 0 | 0 | 0 | 7,606 |
| Unrestricted | **Alaska** | **0** | **1,384** | **2,459** | **8** | **5,858** | **0** | **384** | **0** | **0** | **0** | **10,093** |
| Mesh Size | Upper | 0 | 67 | 2,341 | 104 | 4,858 | 111 | 453 | 837 | 0 | 56 | 8,827 |
| | **Total** | **0** | **1,451** | **4,800** | **112** | **10,716** | **111** | **837** | **837** | **0** | **56** | **18,920** |
| Period 2 | Lower | 0 | 1,025 | 980 | 0 | 258 | 0 | 6 | 0 | 0 | 0 | 2,269 |
| 18-Jun | Middle | 0 | 328 | 307 | 3 | 598 | 0 | 43 | 0 | 0 | 0 | 1,279 |
| Restricted | **Alaska** | **0** | **1,353** | **1,287** | **3** | **856** | **0** | **49** | **0** | **0** | **0** | **3,548** |
| Mesh Size | Upper | 0 | 2,207 | 1,790 | 149 | 1,077 | 51 | 103 | 51 | 0 | 0 | 5,428 |
| | **Total** | **0** | **3,560** | **3,077** | **152** | **1,933** | **51** | **152** | **51** | **0** | **0** | **8,976** |
| Period 3 | Lower | 0 | 282 | 394 | 0 | 3,683 | 0 | 142 | 0 | 0 | 0 | 4,501 |
| 21-Jun | Middle | 0 | 693 | 1,340 | 0 | 2,049 | 0 | 241 | 0 | 0 | 0 | 4,323 |
| Unrestricted | **Alaska** | **0** | **975** | **1,734** | **0** | **5,732** | **0** | **383** | **0** | **0** | **0** | **8,824** |
| Mesh Size | Upper | 0 | 32 | 1,036 | 0 | 4,295 | 0 | 665 | 168 | 0 | 0 | 6,196 |
| | **Total** | **0** | **1,007** | **2,770** | **0** | **10,027** | **0** | **1,048** | **168** | **0** | **0** | **15,020** |
| Period 4 | Lower | 0 | 244 | 265 | 0 | 1,928 | 1 | 92 | 0 | 0 | 0 | 2,530 |
| 28-Jun | Middle | 0 | 0 | 241 | 2 | 1,560 | 0 | 228 | 0 | 0 | 0 | 2,031 |
| Restricted | **Alaska** | **0** | **244** | **506** | **2** | **3,488** | **1** | **320** | **0** | **0** | **0** | **4,561** |
| Mesh Size | Upper | 0 | 147 | 575 | 35 | 949 | 18 | 183 | 19 | 0 | 0 | 1,926 |
| | **Total** | **0** | **391** | **1,081** | **37** | **4,437** | **19** | **503** | **19** | **0** | **0** | **6,487** |
| Period 5 | Lower | 0 | 174 | 127 | 0 | 445 | 0 | 13 | 0 | 0 | 0 | 759 |
| 02-Jul | Middle | 0 | 26 | 27 | 0 | 117 | 0 | 11 | 0 | 0 | 0 | 181 |
| Unrestricted | **Alaska** | **0** | **200** | **154** | **0** | **562** | **0** | **24** | **0** | **0** | **0** | **940** |
| Mesh Size | Upper | 0 | 6 | 93 | 13 | 606 | 0 | 72 | 28 | 0 | 0 | 818 |
| | **Total** | **0** | **206** | **247** | **13** | **1,168** | **0** | **96** | **28** | **0** | **0** | **1,758** |

Appendix Table J.2. Yukon River District 1 chinook salmon commercial and subsistence catch by age, run of origin and fishery, 1990.

| Strata | Stock Group | Age Group 1.1 | 1.2 | 1.3 | 2.2 | 1.4 | 2.3 | 1.5 | 2.4 | 1.6 | 2.5 | Total |
|---|---|---|---|---|---|---|---|---|---|---|---|---|
| Unrestricted Mesh Size Season Total | Lower | 0 | 1,185 | 1,618 | 0 | 4,774 | 0 | 170 | 0 | 0 | 0 | 7,747 |
| | Middle | 0 | 1,374 | 2,729 | 8 | 7,378 | 0 | 621 | 0 | 0 | 0 | 12,110 |
| | **Alaska** | **0** | **2,559** | **4,347** | **8** | **12,152** | **0** | **791** | **0** | **0** | **0** | **19,857** |
| | Upper | 0 | 105 | 3,470 | 117 | 9,759 | 111 | 1,190 | 1,033 | 0 | 56 | 15,841 |
| | **Total** | **0** | **2,664** | **7,817** | **125** | **21,911** | **111** | **1,981** | **1,033** | **0** | **56** | **35,698** |
| Restricted Mesh Size Season Total | Lower | 0 | 1,269 | 1,245 | 0 | 2,186 | 1 | 98 | 0 | 0 | 0 | 4,799 |
| | Middle | 0 | 328 | 548 | 5 | 2,158 | 0 | 271 | 0 | 0 | 0 | 3,310 |
| | **Alaska** | **0** | **1,597** | **1,793** | **5** | **4,344** | **1** | **369** | **0** | **0** | **0** | **8,109** |
| | Upper | 0 | 2,354 | 2,365 | 184 | 2,026 | 69 | 286 | 70 | 0 | 0 | 7,354 |
| | **Total** | **0** | **3,951** | **4,158** | **189** | **6,370** | **70** | **655** | **70** | **0** | **0** | **15,463** |
| Commercial Season Total [a] | Lower | 0 | 2,454 | 2,863 | 0 | 6,960 | 1 | 268 | 0 | 0 | 0 | 12,546 |
| | Middle | 0 | 1,702 | 3,277 | 13 | 9,536 | 0 | 892 | 0 | 0 | 0 | 15,420 |
| | **Alaska** | **0** | **4,156** | **6,140** | **13** | **16,496** | **1** | **1,160** | **0** | **0** | **0** | **27,966** |
| | Upper | 0 | 2,459 | 5,835 | 301 | 11,785 | 180 | 1,476 | 1,103 | 0 | 56 | 23,195 |
| | **Total** | **0** | **6,615** | **11,975** | **314** | **28,281** | **181** | **2,636** | **1,103** | **0** | **56** | **51,161** |
| Illegal Sales | Lower | 0 | 69 | 82 | 0 | 36 | 0 | 1 | 0 | 0 | 0 | 188 |
| | Middle | 0 | 39 | 66 | 1 | 229 | 0 | 16 | 0 | 0 | 0 | 351 |
| | **Alaska** | **0** | **108** | **148** | **1** | **265** | **0** | **17** | **0** | **0** | **0** | **539** |
| | Upper | 0 | 90 | 163 | 10 | 234 | 6 | 22 | 35 | 0 | 2 | 562 |
| | **Total** | **0** | **198** | **311** | **11** | **499** | **6** | **39** | **35** | **0** | **2** | **1,101** |
| Subsistence [b] | Lower | 0 | 321 | 435 | 0 | 281 | 0 | 10 | 0 | 0 | 0 | 1,047 |
| | Middle | 0 | 181 | 348 | 0 | 1796 | 0 | 152 | 0 | 0 | 0 | 2,477 |
| | **Alaska** | **0** | **502** | **783** | **0** | **2,077** | **0** | **162** | **0** | **0** | **0** | **3,524** |
| | Upper | 0 | 412 | 871 | 44 | 1830 | 25 | 203 | 152 | 0 | 8 | 3,545 |
| | **Total** | **0** | **914** | **1,654** | **44** | **3,907** | **25** | **365** | **152** | **0** | **8** | **7,069** |
| Season Total | Lower | 0 | 2,844 | 3,380 | 0 | 7,277 | 1 | 279 | 0 | 0 | 0 | 13,781 |
| | Middle | 0 | 1,922 | 3,691 | 14 | 11,561 | 0 | 1,060 | 0 | 0 | 0 | 18,248 |
| | **Alaska** | **0** | **4,766** | **7,071** | **14** | **18,838** | **1** | **1,339** | **0** | **0** | **0** | **32,029** |
| | Upper | 0 | 2,961 | 6,869 | 355 | 13,849 | 211 | 1,701 | 1,290 | 0 | 66 | 27,302 |
| | **Total** | **0** | **7,727** | **13,940** | **369** | **32,687** | **212** | **3,040** | **1,290** | **0** | **66** | **59,331** |

[a] Included is a test fishing catch of 1,063.

[b] Includes 450 personal use caught fish.

Appendix Table J.3. Yukon River District 2 chinook salmon commercial catch by age, run of origin and period, 1990.

| Strata | Stock Group | Age Group 1.1 | 1.2 | 1.3 | 2.2 | 1.4 | 2.3 | 1.5 | 2.4 | 1.6 | 2.5 | Total |
|---|---|---|---|---|---|---|---|---|---|---|---|---|
| Period 1 | Lower | 0 | 170 | 595 | 0 | 1,372 | 1 | 49 | 0 | 10 | 0 | 2,197 |
| 18-Jun | Middle | 0 | 0 | 980 | 2 | 2,081 | 0 | 227 | 0 | 10 | 0 | 3,300 |
| Unrestricted | **Alaska** | **0** | **170** | **1,575** | **2** | **3,453** | **1** | **276** | **0** | **20** | **0** | **5,497** |
| Mesh Size | Upper | 0 | 689 | 1,545 | 27 | 2,070 | 85 | 297 | 57 | 9 | 0 | 4,779 |
| | **Total** | **0** | **859** | **3,120** | **29** | **5,523** | **86** | **573** | **57** | **29** | **0** | **10,276** |
| Period 2 | Lower | 0 | 850 | 660 | 0 | 232 | 0 | 11 | 0 | 0 | 0 | 1,753 |
| 20-Jun | Middle | 0 | 464 | 238 | 0 | 105 | 0 | 15 | 0 | 0 | 0 | 822 |
| Restricted | **Alaska** | **0** | **1,314** | **898** | **0** | **337** | **0** | **26** | **0** | **0** | **0** | **2,575** |
| Mesh Size | Upper | 0 | 2,089 | 1,061 | 0 | 694 | 51 | 129 | 51 | 0 | 0 | 4,075 |
| | **Total** | **0** | **3,403** | **1,959** | **0** | **1,031** | **51** | **155** | **51** | **0** | **0** | **6,650** |
| Period 3 | Lower | 0 | 33 | 638 | 0 | 1,428 | 0 | 42 | 0 | 0 | 0 | 2,141 |
| 24-Jun | Middle | 0 | 0 | 536 | 0 | 2,054 | 0 | 185 | 0 | 0 | 0 | 2,775 |
| Unrestricted | **Alaska** | **0** | **33** | **1,174** | **0** | **3,482** | **0** | **227** | **0** | **0** | **0** | **4,916** |
| Mesh Size | Upper | 0 | 362 | 494 | 0 | 1,612 | 22 | 191 | 88 | 0 | 0 | 2,769 |
| | **Total** | **0** | **395** | **1,668** | **0** | **5,094** | **22** | **418** | **88** | **0** | **0** | **7,685** |
| Period 4 | Lower | 0 | 332 | 263 | 0 | 539 | 0 | 19 | 0 | 0 | 0 | 1,153 |
| 29-Jun | Middle | 0 | 68 | 0 | 0 | 253 | 0 | 27 | 0 | 0 | 0 | 348 |
| Restricted | **Alaska** | **0** | **400** | **263** | **0** | **792** | **0** | **46** | **0** | **0** | **0** | **1,501** |
| Mesh Size | Upper | 0 | 403 | 241 | 0 | 329 | 0 | 47 | 0 | 0 | 0 | 1,020 |
| | **Total** | **0** | **803** | **504** | **0** | **1,121** | **0** | **93** | **0** | **0** | **0** | **2,521** |
| Period 5 | Lower | 0 | 152 | 276 | 0 | 1,499 | 0 | 77 | 0 | 0 | 0 | 2,004 |
| 01-Jul | Middle | 0 | 65 | 136 | 1 | 539 | 0 | 84 | 0 | 0 | 0 | 825 |
| Unrestricted | **Alaska** | **0** | **217** | **412** | **1** | **2,038** | **0** | **161** | **0** | **0** | **0** | **2,829** |
| Mesh Size | Upper | 0 | 90 | 457 | 12 | 889 | 0 | 184 | 0 | 0 | 0 | 1,632 |
| | **Total** | **0** | **307** | **869** | **13** | **2,927** | **0** | **345** | **0** | **0** | **0** | **4,461** |
| Period 6 | Lower | 0 | 59 | 115 | 0 | 351 | 0 | 33 | 0 | 0 | 0 | 558 |
| 04-Jul | Middle | 0 | 34 | 90 | 0 | 345 | 0 | 99 | 0 | 0 | 0 | 568 |
| Unrestricted | **Alaska** | **0** | **93** | **205** | **0** | **696** | **0** | **132** | **0** | **0** | **0** | **1,126** |
| Mesh Size | Upper | 0 | 1 | 54 | 0 | 310 | 0 | 117 | 12 | 0 | 0 | 494 |
| | **Total** | **0** | **94** | **259** | **0** | **1,006** | **0** | **249** | **12** | **0** | **0** | **1,620** |

Appendix Table J.4. Yukon River District 2 chinook salmon commercial and subsistence catch by age, run of origin and fishery, 1990.

| Strata | Stock Group | Age Group 1.1 | 1.2 | 1.3 | 2.2 | 1.4 | 2.3 | 1.5 | 2.4 | 1.6 | 2.5 | Total |
|---|---|---|---|---|---|---|---|---|---|---|---|---|
| Unrestricted Mesh Size Season Total | Lower | 0 | 414 | 1,624 | 0 | 4,650 | 1 | 201 | 0 | 10 | 0 | 6,900 |
| | Middle | 0 | 99 | 1,742 | 3 | 5,019 | 0 | 595 | 0 | 10 | 0 | 7,468 |
| | **Alaska** | **0** | **513** | **3,366** | **3** | **9,669** | **1** | **796** | **0** | **20** | **0** | **14,368** |
| | Upper | 0 | 1,142 | 2,550 | 39 | 4,881 | 107 | 789 | 157 | 9 | 0 | 9,674 |
| | **Total** | **0** | **1,655** | **5,916** | **42** | **14,550** | **108** | **1,585** | **157** | **29** | **0** | **24,042** |
| Restricted Mesh Size Season Total | Lower | 0 | 1,182 | 923 | 0 | 771 | 0 | 30 | 0 | 0 | 0 | 2,906 |
| | Middle | 0 | 532 | 238 | 0 | 358 | 0 | 42 | 0 | 0 | 0 | 1,170 |
| | **Alaska** | **0** | **1,714** | **1,161** | **0** | **1,129** | **0** | **72** | **0** | **0** | **0** | **4,076** |
| | Upper | 0 | 2,492 | 1,302 | 0 | 1,023 | 51 | 176 | 51 | 0 | 0 | 5,095 |
| | **Total** | **0** | **4,206** | **2,463** | **0** | **2,152** | **51** | **248** | **51** | **0** | **0** | **9,171** |
| Commercial Season Total [a] | Lower | 0 | 1,596 | 2,547 | 0 | 5,421 | 1 | 231 | 0 | 10 | 0 | 9,806 |
| | Middle | 0 | 631 | 1,980 | 3 | 5,377 | 0 | 637 | 0 | 10 | 0 | 8,638 |
| | **Alaska** | **0** | **2,227** | **4,527** | **3** | **10,798** | **1** | **868** | **0** | **20** | **0** | **18,444** |
| | Upper | 0 | 3,634 | 3,852 | 39 | 5,904 | 158 | 965 | 208 | 9 | 0 | 14,769 |
| | **Total** | **0** | **5,861** | **8,379** | **42** | **16,702** | **159** | **1,833** | **208** | **29** | **0** | **33,213** |
| Subsistence | Lower | 0 | 1057 | 1070 | 4 | 1675 | 15 | 70 | 0 | 3 | 0 | 3,894 |
| | Middle | 0 | 609 | 837 | 4 | 1646 | 15 | 209 | 0 | 3 | 0 | 3,323 |
| | **Alaska** | **0** | **1,666** | **1,907** | **8** | **3,321** | **30** | **279** | **0** | **6** | **0** | **7,217** |
| | Upper | 0 | 18 | 502 | 4 | 1479 | 15 | 248 | 60 | 3 | 0 | 2,329 |
| | **Total** | **0** | **1,684** | **2,409** | **12** | **4,800** | **45** | **527** | **60** | **9** | **0** | **9,546** |
| Season Total | Lower | 0 | 2,653 | 3,617 | 4 | 7,096 | 16 | 301 | 0 | 13 | 0 | 13,700 |
| | Middle | 0 | 1,240 | 2,817 | 7 | 7,023 | 15 | 846 | 0 | 13 | 0 | 11,961 |
| | **Alaska** | **0** | **3,893** | **6,434** | **11** | **14,119** | **31** | **1,147** | **0** | **26** | **0** | **25,661** |
| | Upper | 0 | 3,652 | 4,354 | 43 | 7,383 | 173 | 1,213 | 268 | 12 | 0 | 17,098 |
| | **Total** | **0** | **7,545** | **10,788** | **54** | **21,502** | **204** | **2,360** | **268** | **38** | **0** | **42,759** |

[a] Included is a test fishing catch of 152.

Appendix Table J.5. Yukon River District 3 chinook salmon commercial and subsistence catch by age, run of origin and fishery, 1990.

| Strata | Stock Group | Age Group 1.1 | 1.2 | 1.3 | 2.2 | 1.4 | 2.3 | 1.5 | 2.4 | 1.6 | 2.5 | Total |
|---|---|---|---|---|---|---|---|---|---|---|---|---|
| 24-Jun | Lower | 0 | 6 | 117 | 0 | 263 | 0 | 8 | 0 | 0 | 0 | 394 |
| Unrestricted | Middle | 0 | 0 | 98 | 0 | 378 | 0 | 34 | 0 | 0 | 0 | 510 |
| Mesh Size | **Alaska** | **0** | **6** | **215** | **0** | **641** | **0** | **42** | **0** | **0** | **0** | **904** |
| | Upper | 0 | 67 | 91 | 0 | 296 | 4 | 35 | 16 | 0 | 0 | 509 |
| | **Total** | **0** | **73** | **306** | **0** | **937** | **4** | **77** | **16** | **0** | **0** | **1,413** |
| 29-Jun | Lower | 0 | 122 | 97 | 0 | 199 | 0 | 7 | 0 | 0 | 0 | 425 |
| Unrestricted | Middle | 0 | 25 | 0 | 0 | 93 | 0 | 10 | 0 | 0 | 0 | 128 |
| Mesh Size | **Alaska** | **0** | **147** | **97** | **0** | **292** | **0** | **17** | **0** | **0** | **0** | **553** |
| | Upper | 0 | 148 | 89 | 0 | 121 | 0 | 17 | 0 | 0 | 0 | 375 |
| | **Total** | **0** | **295** | **186** | **0** | **413** | **0** | **34** | **0** | **0** | **0** | **928** |
| Commercial | Lower | 0 | 128 | 214 | 0 | 462 | 0 | 15 | 0 | 0 | 0 | 819 |
| Season Total | Middle | 0 | 25 | 98 | 0 | 471 | 0 | 44 | 0 | 0 | 0 | 638 |
| | **Alaska** | **0** | **153** | **312** | **0** | **933** | **0** | **59** | **0** | **0** | **0** | **1,457** |
| | Upper | 0 | 215 | 180 | 0 | 417 | 4 | 52 | 16 | 0 | 0 | 884 |
| | **Total** | **0** | **368** | **492** | **0** | **1,350** | **4** | **111** | **16** | **0** | **0** | **2,341** |
| Subsistence | Lower | 0 | 224 | 374 | 0 | 808 | 0 | 26 | 0 | 0 | 0 | 1,432 |
| Catch | Middle | 0 | 44 | 171 | 0 | 823 | 0 | 77 | 0 | 0 | 0 | 1,115 |
| | **Alaska** | **0** | **268** | **545** | **0** | **1,631** | **0** | **103** | **0** | **0** | **0** | **2,547** |
| | Upper | 0 | 376 | 315 | 0 | 729 | 7 | 91 | 28 | 0 | 0 | 1,546 |
| | **Total** | **0** | **644** | **860** | **0** | **2,360** | **7** | **194** | **28** | **0** | **0** | **4,093** |
| Season Total | Lower | 0 | 352 | 588 | 0 | 1,270 | 0 | 41 | 0 | 0 | 0 | 2,251 |
| | Middle | 0 | 69 | 269 | 0 | 1,294 | 0 | 121 | 0 | 0 | 0 | 1,753 |
| | **Alaska** | **0** | **421** | **857** | **0** | **2,564** | **0** | **162** | **0** | **0** | **0** | **4,004** |
| | Upper | 0 | 591 | 495 | 0 | 1,146 | 11 | 143 | 44 | 0 | 0 | 2,430 |
| | **Total** | **0** | **1,012** | **1,352** | **0** | **3,710** | **11** | **305** | **44** | **0** | **0** | **6,434** |

Appendix Table J.6. Yukon River District 4 chinook salmon commercial and subsistence catch by age, run of origin and fishery, 1990.

| Strata | Stock Group | Age Group 1.1 | 1.2 | 1.3 | 2.2 | 1.4 | 2.3 | 1.5 | 2.4 | 1.6 | 2.5 | Total |
|---|---|---|---|---|---|---|---|---|---|---|---|---|
| Commercial Gillnet Season Total | Lower | 0 | 71 | 118 | 0 | 254 | 0 | 8 | 0 | 0 | 0 | 451 |
| | Middle | 0 | 14 | 54 | 0 | 259 | 0 | 24 | 0 | 0 | 0 | 351 |
| | **Alaska** | **0** | **85** | **172** | **0** | **513** | **0** | **32** | **0** | **0** | **0** | **802** |
| | Upper | 0 | 118 | 99 | 0 | 230 | 2 | 29 | 9 | 0 | 0 | 487 |
| | **Total** | **0** | **203** | **271** | **0** | **743** | **2** | **61** | **9** | **0** | **0** | **1,289** |
| Commercial Fishwheel Season Total | Lower | 0 | 371 | 192 | 0 | 63 | 0 | 2 | 0 | 0 | 0 | 628 |
| | Middle | 0 | 242 | 146 | 1 | 60 | 0 | 6 | 0 | 0 | 0 | 455 |
| | **Alaska** | **0** | **613** | **338** | **1** | **123** | **0** | **8** | **0** | **0** | **0** | **1,083** |
| | Upper | 0 | 713 | 258 | 14 | 159 | 0 | 22 | 0 | 0 | 0 | 1,166 |
| | **Total** | **0** | **1,326** | **596** | **15** | **282** | **0** | **30** | **0** | **0** | **0** | **2,249** |
| Commercial Season Total | Lower | 0 | 442 | 310 | 0 | 317 | 0 | 10 | 0 | 0 | 0 | 1,079 |
| | Middle | 0 | 256 | 200 | 1 | 319 | 0 | 30 | 0 | 0 | 0 | 806 |
| | **Alaska** | **0** | **698** | **510** | **1** | **636** | **0** | **40** | **0** | **0** | **0** | **1,885** |
| | Upper | 0 | 831 | 357 | 14 | 389 | 2 | 51 | 9 | 0 | 0 | 1,653 |
| | **Total** | **0** | **1,529** | **867** | **15** | **1,025** | **2** | **91** | **9** | **0** | **0** | **3,538** |
| Subsistence Season Total | Lower | 0 | 1309 | 918 | 0 | 939 | 0 | 30 | 0 | 0 | 0 | 3,196 |
| | Middle | 0 | 758 | 592 | 3 | 945 | 0 | 89 | 0 | 0 | 0 | 2,387 |
| | **Alaska** | **0** | **2,067** | **1,510** | **3** | **1,884** | **0** | **119** | **0** | **0** | **0** | **5,583** |
| | Upper | 0 | 2461 | 1057 | 41 | 1152 | 6 | 151 | 27 | 0 | 0 | 4,895 |
| | **Total** | **0** | **4,528** | **2,567** | **44** | **3,036** | **6** | **270** | **27** | **0** | **0** | **10,478** |
| Season Total | Lower | 0 | 1,751 | 1,228 | 0 | 1,256 | 0 | 40 | 0 | 0 | 0 | 4,275 |
| | Middle | 0 | 1,014 | 792 | 4 | 1,264 | 0 | 119 | 0 | 0 | 0 | 3,193 |
| | **Alaska** | **0** | **2,765** | **2,020** | **4** | **2,520** | **0** | **159** | **0** | **0** | **0** | **7,468** |
| | Upper | 0 | 3,292 | 1,414 | 55 | 1,541 | 8 | 202 | 36 | 0 | 0 | 6,548 |
| | **Total** | **0** | **6,057** | **3,434** | **59** | **4,061** | **8** | **361** | **36** | **0** | **0** | **14,016** |

Appendix Table J.7. Yukon River District 5 chinook salmon commercial and subsistence catch by age and fishery, 1990, with run of origin presumed to be Upper Run based on geographic location.

| Strata | Stock Group | Age Group 1.1 | 1.2 | 1.3 | 2.2 | 1.4 | 2.3 | 1.5 | 2.4 | 1.6 | 2.5 | Total |
|---|---|---|---|---|---|---|---|---|---|---|---|---|
| Commercial Gillnet | Upper | 0 | 90 | 302 | 0 | 806 | 23 | 123 | 56 | 0 | 0 | 1,400 |
| Commercial Fishwheel | Upper | 0 | 726 | 760 | 66 | 281 | 83 | 33 | 0 | 0 | 16 | 1,965 |
| Commercial Season Total | Upper | 0 | 816 | 1,062 | 66 | 1,087 | 106 | 156 | 56 | 0 | 16 | 3,365 |
| Subsistence [a] | Upper | 0 | 3,941 | 5,129 | 319 | 5,250 | 512 | 754 | 271 | 0 | 77 | 16,253 |
| Season Total | Upper | 0 | 4,757 | 6,191 | 385 | 6,337 | 618 | 910 | 327 | 0 | 93 | 19,618 |

[a] Includes 1,693 personal use caught fish.

Appendix Table J.8. Yukon River District 6 chinook salmon commercial, subsistence and sport fish catch by age and fishery, 1990, with run of origin presumed to be Middle Run based on geographic location.

| Strata | Stock Group | Age Group 1.1 | 1.2 | 1.3 | 2.2 | 1.4 | 2.3 | 1.5 | 2.4 | 1.6 | 2.5 | Total |
|---|---|---|---|---|---|---|---|---|---|---|---|---|
| Commercial Fishwheel [a] | Middle | 0 | 459 | 431 | 0 | 1,168 | 0 | 84 | 14 | 0 | 0 | 2,156 |
| Test Fish | Middle | 0 | 177 | 167 | 0 | 451 | 0 | 33 | 5 | 0 | 0 | 833 |
| Sport Fish Catch | Middle | 1 | 105 | 136 | 1 | 263 | 0 | 38 | 0 | 0 | 0 | 544 |
| Subsistence [b] | Middle | 7 | 722 | 936 | 7 | 1,809 | 0 | 261 | 0 | 0 | 0 | 3,742 |
| Season Total | Middle | 8 | 1,463 | 1,670 | 8 | 3,691 | 0 | 416 | 19 | 0 | 0 | 7,275 |

[a] Include 8 fish caught in commercial gillnets.
[b] Includes 451 personal use caught fish.

Appendix Table J.9. Yukon River Canadian chinook salmon commercial and non-commercial catch by age and fishery, 1990, with run of origin presumed to be Upper Run based on geographic location.

| Strata | Stock Group | Age Group 1.1 | 1.2 | 1.3 | 2.2 | 1.4 | 2.3 | 1.5 | 2.4 | 1.6 | 2.5 | Total |
|---|---|---|---|---|---|---|---|---|---|---|---|---|
| Commercial | Upper | 0 | 2,746 | 3,574 | 222 | 3,658 | 357 | 525 | 188 | 0 | 54 | 11,324 |
| Non-Commercial | Upper | 0 | 1,916 | 2,494 | 155 | 2,553 | 249 | 367 | 132 | 0 | 37 | 7,903 |
| Season Total | Upper | 0 | 4,662 | 6,068 | 377 | 6,211 | 606 | 892 | 320 | 0 | 91 | 19,227 |

Appendix Table J.10. Yukon River chinook salmon catch by age, run of origin and fishery, 1990.

| District | Fishery | Stock Group | Age Group 1.1 | 1.2 | 1.3 | 2.2 | 1.4 | 2.3 | 1.5 | 2.4 | 1.6 | 2.5 | Total |
|---|---|---|---|---|---|---|---|---|---|---|---|---|---|
| 1 | Commercial [a] | Lower | 0 | 2,523 | 2,945 | 0 | 6,996 | 1 | 269 | 0 | 0 | 0 | 12,734 |
| | | Middle | 0 | 1,741 | 3,343 | 14 | 9,765 | 0 | 908 | 0 | 0 | 0 | 15,771 |
| | | **Alaska** | **0** | **4,264** | **6,288** | **14** | **16,761** | **1** | **1,177** | **0** | **0** | **0** | **28,505** |
| | | Upper | 0 | 2,549 | 5,998 | 311 | 12,019 | 186 | 1,498 | 1,138 | 0 | 58 | 23,757 |
| | | **Total** | **0** | **6,813** | **12,286** | **325** | **28,780** | **187** | **2,675** | **1,138** | **0** | **58** | **52,262** |
| | Subsistence [b] | Lower | 0 | 321 | 435 | 0 | 281 | 0 | 10 | 0 | 0 | 0 | 1,047 |
| | | Middle | 0 | 181 | 348 | 0 | 1,796 | 0 | 152 | 0 | 0 | 0 | 2,477 |
| | | **Alaska** | **0** | **502** | **783** | **0** | **2,077** | **0** | **162** | **0** | **0** | **0** | **3,524** |
| | | Upper | 0 | 412 | 871 | 44 | 1,830 | 25 | 203 | 152 | 0 | 8 | 3,545 |
| | | **Total** | **0** | **914** | **1,654** | **44** | **3,907** | **25** | **365** | **152** | **0** | **8** | **7,069** |
| 2 | Commercial [c] | Lower | 0 | 1,596 | 2,547 | 0 | 5,421 | 1 | 231 | 0 | 10 | 0 | 9,806 |
| | | Middle | 0 | 631 | 1,980 | 3 | 5,377 | 0 | 637 | 0 | 10 | 0 | 8,638 |
| | | **Alaska** | **0** | **2,227** | **4,527** | **3** | **10,798** | **1** | **868** | **0** | **20** | **0** | **18,444** |
| | | Upper | 0 | 3,634 | 3,852 | 39 | 5,904 | 158 | 965 | 208 | 9 | 0 | 14,769 |
| | | **Total** | **0** | **5,861** | **8,379** | **42** | **16,702** | **159** | **1,833** | **208** | **29** | **0** | **33,213** |
| | Subsistence | Lower | 0 | 1,057 | 1,070 | 4 | 1,675 | 15 | 70 | 0 | 3 | 0 | 3,894 |
| | | Middle | 0 | 609 | 837 | 4 | 1,646 | 15 | 209 | 0 | 3 | 0 | 3,323 |
| | | **Alaska** | **0** | **1,666** | **1,907** | **8** | **3,321** | **30** | **279** | **0** | **6** | **0** | **7,217** |
| | | Upper | 0 | 18 | 502 | 4 | 1,479 | 15 | 248 | 60 | 3 | 0 | 2,329 |
| | | **Total** | **0** | **1,684** | **2,409** | **12** | **4,800** | **45** | **527** | **60** | **9** | **0** | **9,546** |
| 3 | Commercial | Lower | 0 | 128 | 214 | 0 | 462 | 0 | 15 | 0 | 0 | 0 | 819 |
| | | Middle | 0 | 25 | 98 | 0 | 471 | 0 | 44 | 0 | 0 | 0 | 638 |
| | | **Alaska** | **0** | **153** | **312** | **0** | **933** | **0** | **59** | **0** | **0** | **0** | **1,457** |
| | | Upper | 0 | 215 | 180 | 0 | 417 | 4 | 52 | 16 | 0 | 0 | 884 |
| | | **Total** | **0** | **368** | **492** | **0** | **1,350** | **4** | **111** | **16** | **0** | **0** | **2,341** |
| | Subsistence | Lower | 0 | 224 | 374 | 0 | 808 | 0 | 26 | 0 | 0 | 0 | 1,432 |
| | | Middle | 0 | 44 | 171 | 0 | 823 | 0 | 77 | 0 | 0 | 0 | 1,115 |
| | | **Alaska** | **0** | **268** | **545** | **0** | **1,631** | **0** | **103** | **0** | **0** | **0** | **2,547** |
| | | Upper | 0 | 376 | 315 | 0 | 729 | 7 | 91 | 28 | 0 | 0 | 1,546 |
| | | **Total** | **0** | **644** | **860** | **0** | **2,360** | **7** | **194** | **28** | **0** | **0** | **4,093** |
| 4 | Commercial | Lower | 0 | 442 | 310 | 0 | 317 | 0 | 10 | 0 | 0 | 0 | 1,079 |
| | | Middle | 0 | 256 | 200 | 1 | 319 | 0 | 30 | 0 | 0 | 0 | 806 |
| | | **Alaska** | **0** | **698** | **510** | **1** | **636** | **0** | **40** | **0** | **0** | **0** | **1,885** |
| | | Upper | 0 | 831 | 357 | 14 | 389 | 2 | 51 | 9 | 0 | 0 | 1,653 |
| | | **Total** | **0** | **1,529** | **867** | **15** | **1,025** | **2** | **91** | **9** | **0** | **0** | **3,538** |
| | Subsistence | Lower | 0 | 1,309 | 918 | 0 | 939 | 0 | 30 | 0 | 0 | 0 | 3,196 |
| | | Middle | 0 | 758 | 592 | 3 | 945 | 0 | 89 | 0 | 0 | 0 | 2,387 |
| | | **Alaska** | **0** | **2,067** | **1,510** | **3** | **1,884** | **0** | **119** | **0** | **0** | **0** | **5,583** |
| | | Upper | 0 | 2,461 | 1,057 | 41 | 1,152 | 6 | 151 | 27 | 0 | 0 | 4,895 |
| | | **Total** | **0** | **4,528** | **2,567** | **44** | **3,036** | **6** | **270** | **27** | **0** | **0** | **10,478** |
| 5 | Commercial | Upper | 0 | 816 | 1,062 | 66 | 1,087 | 106 | 156 | 56 | 0 | 16 | 3,365 |
| | Subsistence [d] | Upper | 0 | 3,941 | 5,129 | 319 | 5,250 | 512 | 754 | 271 | 0 | 77 | 16,253 |
| 6 | Commercial [e] | Middle | 0 | 636 | 598 | 0 | 1,619 | 0 | 117 | 19 | 0 | 0 | 2,989 |
| | Sport Fish | Middle | 1 | 105 | 136 | 1 | 263 | 0 | 38 | 0 | 0 | 0 | 544 |
| | Subsistence [f] | Middle | 7 | 722 | 936 | 7 | 1,809 | 0 | 261 | 0 | 0 | 0 | 3,742 |
| Alaska Total | | Lower | 0 | 7,600 | 8,813 | 4 | 16,899 | 17 | 661 | 0 | 13 | 0 | 34,007 |
| | | Middle | 8 | 5,708 | 9,239 | 33 | 24,833 | 15 | 2,562 | 19 | 13 | 0 | 42,430 |
| | | **Alaska** | **8** | **13,308** | **18,052** | **37** | **41,732** | **32** | **3,223** | **19** | **26** | **0** | **76,437** |
| | | Upper | 0 | 15,253 | 19,323 | 838 | 30,256 | 1,021 | 4,169 | 1,965 | 12 | 159 | 72,996 |
| | | **Total** | **8** | **28,561** | **37,375** | **875** | **71,988** | **1,053** | **7,392** | **1,984** | **38** | **159** | **149,433** |
| Canada Total | Commercial | Upper | 0 | 2,746 | 3,574 | 222 | 3,658 | 357 | 525 | 188 | 0 | 54 | 11,324 |
| | Non-Commercial | Upper | 0 | 1,916 | 2,494 | 155 | 2,553 | 249 | 367 | 132 | 0 | 37 | 7,903 |
| | | **Total** | **0** | **4,662** | **6,068** | **377** | **6,211** | **606** | **892** | **320** | **0** | **91** | **19,227** |
| Total Harvest | | Lower | 0 | 7,600 | 8,813 | 4 | 16,899 | 17 | 661 | 0 | 13 | 0 | 34,007 |
| | | Middle | 8 | 5,708 | 9,239 | 33 | 24,833 | 15 | 2,562 | 19 | 13 | 0 | 42,430 |
| | | **Alaska** | **8** | **13,308** | **18,052** | **37** | **41,732** | **32** | **3,223** | **19** | **26** | **0** | **76,437** |
| | | Upper | 0 | 19,915 | 25,391 | 1,215 | 36,467 | 1,627 | 5,061 | 2,285 | 12 | 250 | 92,223 |
| | | **Total** | **8** | **33,223** | **43,443** | **1,252** | **78,199** | **1,659** | **8,284** | **2,304** | **38** | **250** | **168,660** |

[a] Included is a test fishing catch of 1,063 and an illegal harvest of 1,101.
[b] Includes 450 personal use caught fish.
[c] Included is a test fishing catch of 152.
[d] Includes 1,693 personal use caught fish.
[e] Include 8 fish caught in commercial gillnets.
[f] Includes 451 personal use caught fish.

Appendix Table J.11. Yukon River chinook salmon catch proportions by age, run of origin and fishery, 1990.

| District | Fishery | Stock Group | Age Group 1.1 | 1.2 | 1.3 | 2.2 | 1.4 | 2.3 | 1.5 | 2.4 | 1.6 | 2.5 | Total |
|---|---|---|---|---|---|---|---|---|---|---|---|---|---|
| 1 | Commercial | Lower | 0.000 | 0.048 | 0.056 | 0.000 | 0.134 | 0.000 | 0.005 | 0.000 | 0.000 | 0.000 | 0.244 |
| | | Middle | 0.000 | 0.033 | 0.064 | 0.000 | 0.187 | 0.000 | 0.017 | 0.000 | 0.000 | 0.000 | 0.302 |
| | | **Alaska** | **0.000** | **0.082** | **0.120** | **0.000** | **0.321** | **0.000** | **0.023** | **0.000** | **0.000** | **0.000** | **0.545** |
| | | Upper | 0.000 | 0.049 | 0.115 | 0.006 | 0.230 | 0.004 | 0.029 | 0.022 | 0.000 | 0.001 | 0.455 |
| | | **Total** | **0.000** | **0.130** | **0.235** | **0.006** | **0.551** | **0.004** | **0.051** | **0.022** | **0.000** | **0.001** | **1.000** |
| | Subsistence | Lower | 0.000 | 0.045 | 0.062 | 0.000 | 0.040 | 0.000 | 0.001 | 0.000 | 0.000 | 0.000 | 0.148 |
| | | Middle | 0.000 | 0.026 | 0.049 | 0.000 | 0.254 | 0.000 | 0.022 | 0.000 | 0.000 | 0.000 | 0.350 |
| | | **Alaska** | **0.000** | **0.071** | **0.111** | **0.000** | **0.294** | **0.000** | **0.023** | **0.000** | **0.000** | **0.000** | **0.499** |
| | | Upper | 0.000 | 0.058 | 0.123 | 0.006 | 0.259 | 0.004 | 0.029 | 0.022 | 0.000 | 0.001 | 0.501 |
| | | **Total** | **0.000** | **0.129** | **0.234** | **0.006** | **0.553** | **0.004** | **0.052** | **0.022** | **0.000** | **0.001** | **1.000** |
| 2 | Commercial | Lower | 0.000 | 0.048 | 0.077 | 0.000 | 0.163 | 0.000 | 0.007 | 0.000 | 0.000 | 0.000 | 0.295 |
| | | Middle | 0.000 | 0.019 | 0.060 | 0.000 | 0.162 | 0.000 | 0.019 | 0.000 | 0.000 | 0.000 | 0.260 |
| | | **Alaska** | **0.000** | **0.067** | **0.136** | **0.000** | **0.325** | **0.000** | **0.026** | **0.000** | **0.001** | **0.000** | **0.555** |
| | | Upper | 0.000 | 0.109 | 0.116 | 0.001 | 0.178 | 0.005 | 0.029 | 0.008 | 0.000 | 0.000 | 0.445 |
| | | **Total** | **0.000** | **0.176** | **0.252** | **0.001** | **0.503** | **0.005** | **0.055** | **0.006** | **0.001** | **0.000** | **1.000** |
| | Subsistence | Lower | 0.000 | 0.111 | 0.112 | 0.000 | 0.175 | 0.002 | 0.007 | 0.000 | 0.000 | 0.000 | 0.408 |
| | | Middle | 0.000 | 0.064 | 0.088 | 0.000 | 0.172 | 0.002 | 0.022 | 0.000 | 0.000 | 0.000 | 0.348 |
| | | **Alaska** | **0.000** | **0.175** | **0.200** | **0.001** | **0.348** | **0.003** | **0.029** | **0.000** | **0.001** | **0.000** | **0.756** |
| | | Upper | 0.000 | 0.002 | 0.053 | 0.000 | 0.155 | 0.002 | 0.026 | 0.006 | 0.000 | 0.000 | 0.244 |
| | | **Total** | **0.000** | **0.176** | **0.252** | **0.001** | **0.503** | **0.005** | **0.055** | **0.006** | **0.001** | **0.000** | **1.000** |
| 3 | Commercial | Lower | 0.000 | 0.055 | 0.091 | 0.000 | 0.197 | 0.000 | 0.006 | 0.000 | 0.000 | 0.000 | 0.350 |
| | | Middle | 0.000 | 0.011 | 0.042 | 0.000 | 0.201 | 0.000 | 0.019 | 0.000 | 0.000 | 0.000 | 0.273 |
| | | **Alaska** | **0.000** | **0.065** | **0.133** | **0.000** | **0.399** | **0.000** | **0.025** | **0.000** | **0.000** | **0.000** | **0.622** |
| | | Upper | 0.000 | 0.092 | 0.077 | 0.000 | 0.178 | 0.002 | 0.022 | 0.007 | 0.000 | 0.000 | 0.378 |
| | | **Total** | **0.000** | **0.157** | **0.210** | **0.000** | **0.577** | **0.002** | **0.047** | **0.007** | **0.000** | **0.000** | **1.000** |
| | Subsistence | Lower | 0.000 | 0.055 | 0.091 | 0.000 | 0.197 | 0.000 | 0.006 | 0.000 | 0.000 | 0.000 | 0.350 |
| | | Middle | 0.000 | 0.011 | 0.042 | 0.000 | 0.201 | 0.000 | 0.019 | 0.000 | 0.000 | 0.000 | 0.272 |
| | | **Alaska** | **0.000** | **0.065** | **0.133** | **0.000** | **0.398** | **0.000** | **0.025** | **0.000** | **0.000** | **0.000** | **0.622** |
| | | Upper | 0.000 | 0.092 | 0.077 | 0.000 | 0.178 | 0.002 | 0.022 | 0.007 | 0.000 | 0.000 | 0.378 |
| | | **Total** | **0.000** | **0.157** | **0.210** | **0.000** | **0.577** | **0.002** | **0.047** | **0.007** | **0.000** | **0.000** | **1.000** |
| 4 | Commercial | Lower | 0.000 | 0.125 | 0.088 | 0.000 | 0.090 | 0.000 | 0.003 | 0.000 | 0.000 | 0.000 | 0.305 |
| | | Middle | 0.000 | 0.072 | 0.057 | 0.000 | 0.090 | 0.000 | 0.008 | 0.000 | 0.000 | 0.000 | 0.228 |
| | | **Alaska** | **0.000** | **0.197** | **0.144** | **0.000** | **0.180** | **0.000** | **0.011** | **0.000** | **0.000** | **0.000** | **0.533** |
| | | Upper | 0.000 | 0.235 | 0.101 | 0.004 | 0.110 | 0.001 | 0.014 | 0.003 | 0.000 | 0.000 | 0.467 |
| | | **Total** | **0.000** | **0.432** | **0.245** | **0.004** | **0.290** | **0.001** | **0.026** | **0.003** | **0.000** | **0.000** | **1.000** |
| | Subsistence | Lower | 0.000 | 0.125 | 0.088 | 0.000 | 0.090 | 0.000 | 0.003 | 0.000 | 0.000 | 0.000 | 0.305 |
| | | Middle | 0.000 | 0.072 | 0.056 | 0.000 | 0.090 | 0.000 | 0.008 | 0.000 | 0.000 | 0.000 | 0.228 |
| | | **Alaska** | **0.000** | **0.197** | **0.144** | **0.000** | **0.180** | **0.000** | **0.011** | **0.000** | **0.000** | **0.000** | **0.533** |
| | | Upper | 0.000 | 0.235 | 0.101 | 0.004 | 0.110 | 0.001 | 0.014 | 0.003 | 0.000 | 0.000 | 0.467 |
| | | **Total** | **0.000** | **0.432** | **0.245** | **0.004** | **0.290** | **0.001** | **0.026** | **0.003** | **0.000** | **0.000** | **1.000** |
| 5 | Commercial | Upper | 0.000 | 0.242 | 0.316 | 0.020 | 0.323 | 0.032 | 0.046 | 0.017 | 0.000 | 0.005 | 1.000 |
| | Subsistence | Upper | 0.000 | 0.242 | 0.316 | 0.020 | 0.323 | 0.032 | 0.046 | 0.017 | 0.000 | 0.005 | 1.000 |
| 6 | Commercial | Middle | 0.000 | 0.213 | 0.200 | 0.000 | 0.542 | 0.000 | 0.039 | 0.006 | 0.000 | 0.000 | 1.000 |
| | Sport Fish | Middle | 0.002 | 0.193 | 0.250 | 0.002 | 0.483 | 0.000 | 0.070 | 0.000 | 0.000 | 0.000 | 1.000 |
| | Subsistence | Middle | 0.002 | 0.193 | 0.250 | 0.002 | 0.483 | 0.000 | 0.070 | 0.000 | 0.000 | 0.000 | 1.000 |
| Alaska Total | | Lower | 0.000 | 0.051 | 0.059 | 0.000 | 0.113 | 0.000 | 0.004 | 0.000 | 0.000 | 0.000 | 0.228 |
| | | Middle | 0.000 | 0.038 | 0.062 | 0.000 | 0.166 | 0.000 | 0.017 | 0.000 | 0.000 | 0.000 | 0.284 |
| | | **Alaska** | **0.000** | **0.089** | **0.121** | **0.000** | **0.279** | **0.000** | **0.022** | **0.000** | **0.000** | **0.000** | **0.512** |
| | | Upper | 0.000 | 0.102 | 0.129 | 0.006 | 0.202 | 0.007 | 0.028 | 0.013 | 0.000 | 0.001 | 0.488 |
| | | **Total** | **0.000** | **0.191** | **0.250** | **0.006** | **0.482** | **0.007** | **0.049** | **0.013** | **0.000** | **0.001** | **1.000** |
| Canada Total | Commercial | Upper | 0.000 | 0.143 | 0.186 | 0.012 | 0.190 | 0.019 | 0.027 | 0.010 | 0.000 | 0.003 | 0.589 |
| | Non-Commercial | Upper | 0.000 | 0.100 | 0.130 | 0.008 | 0.133 | 0.013 | 0.019 | 0.007 | 0.000 | 0.002 | 0.411 |
| | | **Total** | **0.000** | **0.242** | **0.316** | **0.020** | **0.323** | **0.032** | **0.046** | **0.017** | **0.000** | **0.005** | **1.000** |
| Total Harvest | | Lower | 0.000 | 0.045 | 0.052 | 0.000 | 0.100 | 0.000 | 0.004 | 0.000 | 0.000 | 0.000 | 0.202 |
| | | Middle | 0.000 | 0.034 | 0.055 | 0.000 | 0.147 | 0.000 | 0.015 | 0.000 | 0.000 | 0.000 | 0.252 |
| | | **Alaska** | **0.000** | **0.079** | **0.107** | **0.000** | **0.247** | **0.000** | **0.019** | **0.000** | **0.000** | **0.000** | **0.453** |
| | | Upper | 0.000 | 0.118 | 0.151 | 0.007 | 0.216 | 0.010 | 0.030 | 0.014 | 0.000 | 0.001 | 0.547 |
| | | **Total** | **0.000** | **0.197** | **0.258** | **0.007** | **0.464** | **0.010** | **0.049** | **0.014** | **0.000** | **0.001** | **1.000** |

Appendix Table K.1. Yukon River District 1 chinook salmon commercial catch by age, run of origin and period, 1991.

| | | Age Group | | | | | | | | | | |
|---|---|---|---|---|---|---|---|---|---|---|---|---|
| Strata | Stock Goup | 1.1 | 1.2 | 1.3 | 2.2 | 1.4 | 2.3 | 1.5 | 2.4 | 1.6 | 2.5 | Total |
| 13-Jun | Lower | 0 | 33 | 1,478 | 0 | 2,660 | 0 | 171 | 0 | 0 | 0 | 4,342 |
| Unrestricted | Middle | 0 | 57 | 2,291 | 0 | 1,478 | 6 | 218 | 0 | 0 | 16 | 4,050 |
| Mesh Size | **Alaska** | **0** | **90** | **3,769** | **0** | **4,138** | **6** | **389** | **0** | **0** | **16** | **8,392** |
| | Upper | 0 | 5 | 3,390 | 0 | 4,167 | 90 | 852 | 191 | 0 | 32 | 8,695 |
| | **Total** | **0** | **95** | **7,159** | **0** | **8,305** | **96** | **1,241** | **191** | **0** | **48** | **17,087** |
| 17-Jun | Lower | 0 | 43 | 2,182 | 0 | 3,779 | 0 | 189 | 0 | 14 | 0 | 6,207 |
| Unrestricted | Middle | 0 | 80 | 3,628 | 0 | 832 | 5 | 95 | 0 | 14 | 0 | 4,654 |
| Mesh Size | **Alaska** | **0** | **123** | **5,810** | **0** | **4,611** | **5** | **284** | **0** | **28** | **0** | **10,861** |
| | Upper | 0 | 2 | 1,308 | 0 | 2,384 | 78 | 378 | 41 | 14 | 0 | 4,205 |
| | **Total** | **0** | **125** | **7,118** | **0** | **6,995** | **83** | **662** | **41** | **42** | **0** | **15,066** |
| 20-Jun | Lower | 0 | 47 | 610 | 0 | 507 | 0 | 55 | 0 | 0 | 0 | 1,219 |
| Unrestricted | Middle | 0 | 79 | 913 | 0 | 918 | 8 | 228 | 0 | 0 | 0 | 2,146 |
| Mesh Size | **Alaska** | **0** | **126** | **1,523** | **0** | **1,425** | **8** | **283** | **0** | **0** | **0** | **3,365** |
| | Upper | 0 | 2 | 441 | 0 | 666 | 34 | 229 | 0 | 0 | 0 | 1,372 |
| | **Total** | **0** | **128** | **1,964** | **0** | **2,091** | **42** | **512** | **0** | **0** | **0** | **4,737** |
| 24-Jun | Lower | 0 | 117 | 1,454 | 0 | 2,155 | 0 | 193 | 0 | 0 | 0 | 3,919 |
| Unrestricted | Middle | 0 | 113 | 1,247 | 0 | 1,094 | 6 | 225 | 0 | 0 | 13 | 2,685 |
| Mesh Size | **Alaska** | **0** | **230** | **2,701** | **0** | **3,249** | **6** | **418** | **0** | **0** | **13** | **6,604** |
| | Upper | 0 | 2 | 395 | 0 | 1,525 | 46 | 434 | 232 | 0 | 13 | 2,634 |
| | **Total** | **0** | **232** | **3,096** | **0** | **4,774** | **52** | **852** | **232** | **0** | **26** | **9,238** |
| 1-Jul | Lower | 0 | 64 | 770 | 0 | 2,259 | 0 | 342 | 0 | 6 | 0 | 3,441 |
| Unrestricted | Middle | 0 | 21 | 230 | 0 | 514 | 0 | 178 | 0 | 6 | 0 | 949 |
| Mesh Size | **Alaska** | **0** | **85** | **1,000** | **0** | **2,773** | **0** | **520** | **0** | **12** | **0** | **4,390** |
| | Upper | 0 | 1 | 195 | 0 | 865 | 0 | 415 | 0 | 6 | 0 | 1,482 |
| | **Total** | **0** | **86** | **1,195** | **0** | **3,638** | **0** | **935** | **0** | **18** | **0** | **5,872** |
| 4-Jul | Lower | 0 | 0 | 285 | 0 | 412 | 37 | 0 | 110 | 0 | 0 | 844 |
| Restricted | Middle | 0 | 0 | 85 | 0 | 94 | 37 | 0 | 110 | 0 | 0 | 326 |
| Mesh Size | **Alaska** | **0** | **0** | **370** | **0** | **506** | **74** | **0** | **220** | **0** | **0** | **1,170** |
| | Upper | 0 | 0 | 72 | 0 | 158 | 37 | 0 | 110 | 0 | 0 | 377 |
| | **Total** | **0** | **0** | **442** | **0** | **664** | **111** | **0** | **330** | **0** | **0** | **1,547** |

Appendix Table K.2. Yukon River District 1 chinook salmon commercial, subsistence and test fish catch by age, run of origin and fishery, 1991.

| | | Age Group | | | | | | | | | | |
|---|---|---|---|---|---|---|---|---|---|---|---|---|
| Strata | Stock Goup | 1.1 | 1.2 | 1.3 | 2.2 | 1.4 | 2.3 | 1.5 | 2.4 | 1.6 | 2.5 | Total |
| Unrestricted Mesh Size Season Total | Lower | 0 | 304 | 6,494 | 0 | 11,360 | 0 | 950 | 0 | 20 | 0 | 19,128 |
| | Middle | 0 | 350 | 8,309 | 0 | 4,836 | 25 | 944 | 0 | 20 | 29 | 14,513 |
| | **Alaska** | **0** | **654** | **14,803** | **0** | **16,196** | **25** | **1,894** | **0** | **40** | **29** | **33,641** |
| | Upper | 0 | 12 | 5,729 | 0 | 9,607 | 248 | 2,308 | 464 | 20 | 45 | 18,433 |
| | **Total** | **0** | **666** | **20,532** | **0** | **25,803** | **273** | **4,202** | **464** | **60** | **74** | **52,074** |
| Restricted Mesh Size Season Total | Lower | 0 | 0 | 285 | 0 | 412 | 37 | 0 | 110 | 0 | 0 | 844 |
| | Middle | 0 | 0 | 85 | 0 | 94 | 37 | 0 | 110 | 0 | 0 | 326 |
| | **Alaska** | **0** | **0** | **370** | **0** | **506** | **74** | **0** | **220** | **0** | **0** | **1,170** |
| | Upper | 0 | 0 | 72 | 0 | 158 | 37 | 0 | 110 | 0 | 0 | 377 |
| | **Total** | **0** | **0** | **442** | **0** | **664** | **111** | **0** | **330** | **0** | **0** | **1,547** |
| Commercial Season Total | Lower | 0 | 304 | 6,779 | 0 | 11,772 | 37 | 950 | 110 | 20 | 0 | 19,972 |
| | Middle | 0 | 350 | 8,394 | 0 | 4,930 | 62 | 944 | 110 | 20 | 29 | 14,839 |
| | **Alaska** | **0** | **654** | **15,173** | **0** | **16,702** | **99** | **1,894** | **220** | **40** | **29** | **34,811** |
| | Upper | 0 | 12 | 5,801 | 0 | 9,765 | 285 | 2,308 | 574 | 20 | 45 | 18,810 |
| | **Total** | **0** | **666** | **20,974** | **0** | **26,467** | **384** | **4,202** | **794** | **60** | **74** | **53,621** |
| Illegally Harvested Fish | Lower | 0 | 6 | 308 | 0 | 542 | 0 | 30 | 0 | 1 | 0 | 887 |
| | Middle | 0 | 12 | 498 | 0 | 194 | 1 | 26 | 0 | 1 | 1 | 733 |
| | **Alaska** | **0** | **18** | **806** | **0** | **736** | **1** | **56** | **0** | **2** | **1** | **1,620** |
| | Upper | 0 | 1 | 396 | 0 | 552 | 14 | 104 | 20 | 1 | 3 | 1,091 |
| | **Total** | **0** | **19** | **1,202** | **0** | **1,288** | **15** | **160** | **20** | **3** | **4** | **2,711** |
| Test Fishing Catch | Lower | 0 | 11 | 47 | 0 | 57 | 0 | 4 | 0 | 0 | 0 | 119 |
| | Middle | 0 | 19 | 74 | 0 | 32 | 0 | 5 | 0 | 0 | 1 | 131 |
| | **Alaska** | **0** | **30** | **121** | **0** | **89** | **0** | **9** | **0** | **0** | **1** | **250** |
| | Upper | 0 | 2 | 109 | 0 | 90 | 4 | 19 | 9 | 0 | 2 | 235 |
| | **Total** | **0** | **32** | **230** | **0** | **179** | **4** | **28** | **9** | **0** | **3** | **485** |
| Subsistence | Lower | 0 | 134 | 574 | 0 | 696 | 0 | 49 | 0 | 0 | 0 | 1,453 |
| | Middle | 0 | 232 | 904 | 0 | 391 | 0 | 61 | 0 | 0 | 12 | 1,600 |
| | **Alaska** | **0** | **366** | **1,478** | **0** | **1,087** | **0** | **110** | **0** | **0** | **12** | **3,053** |
| | Upper | 0 | 25 | 1,332 | 0 | 1,100 | 49 | 232 | 110 | 0 | 24 | 2,872 |
| | **Total** | **0** | **391** | **2,810** | **0** | **2,187** | **49** | **342** | **110** | **0** | **36** | **5,925** |
| Season Total | Lower | 0 | 455 | 7,708 | 0 | 13,067 | 37 | 1,033 | 110 | 21 | 0 | 22,431 |
| | Middle | 0 | 613 | 9,870 | 0 | 5,547 | 63 | 1,036 | 110 | 21 | 43 | 17,303 |
| | **Alaska** | **0** | **1,068** | **17,578** | **0** | **18,614** | **100** | **2,069** | **220** | **42** | **43** | **39,734** |
| | Upper | 0 | 40 | 7,638 | 0 | 11,507 | 352 | 2,663 | 713 | 21 | 74 | 23,008 |
| | **Total** | **0** | **1,108** | **25,216** | **0** | **30,121** | **452** | **4,732** | **933** | **63** | **117** | **62,742** |

Appendix Table K.3. Yukon River District 2 chinook salmon commercial catch by age, run of origin and period, 1991.

| Strata | Stock Goup | Age Group 1.1 | 1.2 | 1.3 | 2.2 | 1.4 | 2.3 | 1.5 | 2.4 | 1.6 | 2.5 | Total |
|---|---|---|---|---|---|---|---|---|---|---|---|---|
| 16-Jun | Lower | 0 | 0 | 1,266 | 0 | 1,716 | 0 | 78 | 0 | 0 | 0 | 3,060 |
| Unrestricted | Middle | 0 | 0 | 2,910 | 0 | 848 | 4 | 88 | 0 | 0 | 0 | 3,850 |
| Mesh Size | **Alaska** | **0** | **0** | **4,176** | **0** | **2,564** | **4** | **166** | **0** | **0** | **0** | **6,910** |
| | Upper | 0 | 0 | 1,496 | 0 | 2,631 | 65 | 380 | 0 | 0 | 0 | 4,572 |
| | **Total** | **0** | **0** | **5,672** | **0** | **5,195** | **69** | **546** | **0** | **0** | **0** | **11,482** |
| 19-Jun | Lower | 0 | 54 | 1,811 | 0 | 1,330 | 0 | 61 | 0 | 0 | 0 | 3,256 |
| Unrestricted | Middle | 0 | 76 | 2,280 | 0 | 2,033 | 19 | 214 | 0 | 0 | 0 | 4,622 |
| Mesh Size | **Alaska** | **0** | **130** | **4,091** | **0** | **3,363** | **19** | **275** | **0** | **0** | **0** | **7,878** |
| | Upper | 0 | 2 | 905 | 0 | 634 | 33 | 93 | 53 | 0 | 0 | 1,720 |
| | **Total** | **0** | **132** | **4,996** | **0** | **3,997** | **52** | **368** | **53** | **0** | **0** | **9,598** |
| 23-Jun | Lower | 0 | 86 | 1,550 | 0 | 1,458 | 0 | 74 | 0 | 6 | 0 | 3,174 |
| Unrestricted | Middle | 0 | 57 | 923 | 0 | 491 | 1 | 57 | 0 | 6 | 0 | 1,535 |
| Mesh Size | **Alaska** | **0** | **143** | **2,473** | **0** | **1,949** | **1** | **131** | **0** | **12** | **0** | **4,709** |
| | Upper | 0 | 2 | 591 | 0 | 1,224 | 17 | 196 | 0 | 6 | 0 | 2,036 |
| | **Total** | **0** | **145** | **3,064** | **0** | **3,173** | **18** | **327** | **0** | **18** | **0** | **6,745** |
| 28-Jun | Lower | 0 | 50 | 647 | 0 | 925 | 0 | 76 | 0 | 0 | 0 | 1,698 |
| Unrestricted | Middle | 0 | 35 | 396 | 0 | 704 | 2 | 133 | 0 | 0 | 0 | 1,270 |
| Mesh Size | **Alaska** | **0** | **85** | **1,043** | **0** | **1,629** | **2** | **209** | **0** | **0** | **0** | **2,968** |
| | Upper | 0 | 1 | 223 | 0 | 676 | 9 | 177 | 0 | 0 | 0 | 1,086 |
| | **Total** | **0** | **86** | **1,266** | **0** | **2,305** | **11** | **386** | **0** | **0** | **0** | **4,054** |
| 1-Jul | Lower | 0 | 371 | 445 | 0 | 251 | 0 | 22 | 0 | 0 | 0 | 1,089 |
| Restricted | Middle | 0 | 214 | 229 | 0 | 244 | 7 | 49 | 0 | 0 | 0 | 743 |
| Mesh Size | **Alaska** | **0** | **585** | **674** | **0** | **495** | **7** | **71** | **0** | **0** | **0** | **1,832** |
| | Upper | 0 | 9 | 156 | 14 | 44 | 7 | 12 | 55 | 0 | 0 | 297 |
| | **Total** | **0** | **594** | **830** | **14** | **539** | **14** | **83** | **55** | **0** | **0** | **2,129** |
| 4-Jul | Lower | 0 | 72 | 850 | 0 | 1,207 | 0 | 47 | 0 | 4 | 0 | 2,180 |
| Unrestricted | Middle | 0 | 49 | 516 | 0 | 489 | 1 | 44 | 0 | 4 | 0 | 1,103 |
| Mesh Size | **Alaska** | **0** | **121** | **1,366** | **0** | **1,696** | **1** | **91** | **0** | **8** | **0** | **3,283** |
| | Upper | 0 | 1 | 149 | 0 | 846 | 11 | 105 | 12 | 4 | 0 | 1,128 |
| | **Total** | **0** | **122** | **1,515** | **0** | **2,542** | **12** | **196** | **12** | **12** | **0** | **4,411** |
| 07-Jul | Lower | 0 | 0 | 103 | 0 | 148 | 13 | 0 | 40 | 0 | 0 | 304 |
| Restricted | Middle | 0 | 0 | 30 | 0 | 34 | 13 | 0 | 40 | 0 | 0 | 117 |
| Mesh Size | **Alaska** | **0** | **0** | **133** | **0** | **182** | **26** | **0** | **80** | **0** | **0** | **421** |
| | Upper | 0 | 0 | 26 | 0 | 57 | 13 | 0 | 40 | 0 | 0 | 136 |
| | **Total** | **0** | **0** | **159** | **0** | **239** | **39** | **0** | **120** | **0** | **0** | **557** |

Appendix Table K.4. Yukon River District 2 chinook salmon commercial, subsistence and test fish catch by age, run of origin and fishery, 1991.

| Strata | Stock Goup | Age Group 1.1 | 1.2 | 1.3 | 2.2 | 1.4 | 2.3 | 1.5 | 2.4 | 1.6 | 2.5 | Total |
|---|---|---|---|---|---|---|---|---|---|---|---|---|
| Unrestricted Mesh Size Season Total | Lower | 0 | 262 | 6,124 | 0 | 6,636 | 0 | 336 | 0 | 10 | 0 | 13,368 |
| | Middle | 0 | 217 | 7,025 | 0 | 4,565 | 27 | 536 | 0 | 10 | 0 | 12,380 |
| | **Alaska** | **0** | **479** | **13,149** | **0** | **11,201** | **27** | **872** | **0** | **20** | **0** | **25,748** |
| | Upper | 0 | 6 | 3,364 | 0 | 6,011 | 135 | 951 | 65 | 10 | 0 | 10,542 |
| | **Total** | **0** | **485** | **16,513** | **0** | **17,212** | **162** | **1,823** | **65** | **30** | **0** | **36,290** |
| Restricted Mesh Size Season Total | Lower | 0 | 371 | 548 | 0 | 399 | 13 | 22 | 40 | 0 | 0 | 1,393 |
| | Middle | 0 | 214 | 259 | 0 | 278 | 20 | 49 | 40 | 0 | 0 | 860 |
| | **Alaska** | **0** | **585** | **807** | **0** | **677** | **33** | **71** | **80** | **0** | **0** | **2,253** |
| | Upper | 0 | 9 | 182 | 14 | 101 | 20 | 12 | 95 | 0 | 0 | 433 |
| | **Total** | **0** | **594** | **989** | **14** | **778** | **53** | **83** | **175** | **0** | **0** | **2,686** |
| Commercial Season Total | Lower | 0 | 633 | 6,672 | 0 | 7,035 | 13 | 358 | 40 | 10 | 0 | 14,761 |
| | Middle | 0 | 431 | 7,284 | 0 | 4,843 | 47 | 585 | 40 | 10 | 0 | 13,240 |
| | **Alaska** | **0** | **1,064** | **13,956** | **0** | **11,878** | **60** | **943** | **80** | **20** | **0** | **28,001** |
| | Upper | 0 | 15 | 3,546 | 14 | 6,112 | 155 | 963 | 160 | 10 | 0 | 10,975 |
| | **Total** | **0** | **1,079** | **17,502** | **14** | **17,990** | **215** | **1,906** | **240** | **30** | **0** | **38,976** |
| Illegally Harvested Fish | Lower | 0 | 1 | 42 | 0 | 41 | 0 | 2 | 0 | 0 | 0 | 86 |
| | Middle | 0 | 1 | 70 | 0 | 39 | 0 | 4 | 0 | 0 | 0 | 114 |
| | **Alaska** | **0** | **2** | **112** | **0** | **80** | **0** | **6** | **0** | **0** | **0** | **200** |
| | Upper | 0 | 0 | 32 | 0 | 44 | 1 | 6 | 1 | 0 | 0 | 84 |
| | **Total** | **0** | **2** | **144** | **0** | **124** | **1** | **12** | **1** | **0** | **0** | **284** |
| Test Fishing Catch | Lower | 0 | 3 | 11 | 0 | 13 | 0 | 1 | 0 | 0 | 0 | 28 |
| | Middle | 0 | 4 | 17 | 0 | 8 | 0 | 1 | 0 | 0 | 0 | 30 |
| | **Alaska** | **0** | **7** | **28** | **0** | **21** | **0** | **2** | **0** | **0** | **0** | **58** |
| | Upper | 0 | 1 | 25 | 0 | 21 | 1 | 4 | 2 | 0 | 1 | 55 |
| | **Total** | **0** | **8** | **53** | **0** | **42** | **1** | **6** | **2** | **0** | **1** | **113** |
| Subsistence | Lower | 0 | 0 | 840 | 0 | 1,138 | 0 | 52 | 0 | 0 | 0 | 2,030 |
| | Middle | 0 | 0 | 1,931 | 0 | 563 | 3 | 58 | 0 | 0 | 0 | 2,555 |
| | **Alaska** | **0** | **0** | **2,771** | **0** | **1,701** | **3** | **110** | **0** | **0** | **0** | **4,585** |
| | Upper | 0 | 0 | 992 | 0 | 1,745 | 43 | 252 | 0 | 0 | 0 | 3,032 |
| | **Total** | **0** | **0** | **3,763** | **0** | **3,446** | **46** | **362** | **0** | **0** | **0** | **7,617** |
| Season Total | Lower | 0 | 637 | 7,565 | 0 | 8,227 | 13 | 413 | 40 | 10 | 0 | 16,905 |
| | Middle | 0 | 436 | 9,302 | 0 | 5,453 | 50 | 648 | 40 | 10 | 0 | 15,939 |
| | **Alaska** | **0** | **1,073** | **16,867** | **0** | **13,680** | **63** | **1,061** | **80** | **20** | **0** | **32,844** |
| | Upper | 0 | 16 | 4,595 | 14 | 7,922 | 200 | 1,225 | 163 | 10 | 1 | 14,146 |
| | **Total** | **0** | **1,089** | **21,462** | **14** | **21,602** | **263** | **2,286** | **243** | **30** | **1** | **46,990** |

Appendix Table K.5. Yukon River District 3 chinook salmon commercial and subsistence catch by age, run of origin and fishery, 1991.

| Strata | Stock Group | Age Group 1.1 | 1.2 | 1.3 | 2.2 | 1.4 | 2.3 | 1.5 | 2.4 | 1.6 | 2.5 | Total |
|---|---|---|---|---|---|---|---|---|---|---|---|---|
| 23-Jun Unrestricted Mesh Size | Lower | 0 | 18 | 323 | 0 | 304 | 0 | 16 | 0 | 1 | 0 | 662 |
| | Middle | 0 | 12 | 193 | 0 | 103 | 0 | 12 | 0 | 1 | 0 | 321 |
| | **Alaska** | **0** | **30** | **516** | **0** | **407** | **0** | **28** | **0** | **2** | **0** | **983** |
| | Upper | 0 | 0 | 123 | 0 | 255 | 4 | 41 | 0 | 1 | 0 | 424 |
| | **Total** | **0** | **30** | **639** | **0** | **662** | **4** | **69** | **0** | **3** | **0** | **1,407** |
| 26-Jun Unrestricted Mesh Size | Lower | 0 | 6 | 74 | 0 | 106 | 0 | 9 | 0 | 0 | 0 | 195 |
| | Middle | 0 | 4 | 45 | 0 | 81 | 0 | 15 | 0 | 0 | 0 | 145 |
| | **Alaska** | **0** | **10** | **119** | **0** | **187** | **0** | **24** | **0** | **0** | **0** | **340** |
| | Upper | 0 | 0 | 26 | 0 | 78 | 1 | 20 | 0 | 0 | 0 | 125 |
| | **Total** | **0** | **10** | **145** | **0** | **265** | **1** | **44** | **0** | **0** | **0** | **465** |
| 30-Jun Restricted Mesh Size | Lower | 0 | 82 | 99 | 0 | 56 | 0 | 5 | 0 | 0 | 0 | 242 |
| | Middle | 0 | 47 | 51 | 0 | 54 | 1 | 11 | 0 | 0 | 0 | 164 |
| | **Alaska** | **0** | **129** | **150** | **0** | **110** | **1** | **16** | **0** | **0** | **0** | **406** |
| | Upper | 0 | 2 | 35 | 3 | 10 | 1 | 3 | 12 | 0 | 0 | 66 |
| | **Total** | **0** | **131** | **185** | **3** | **120** | **2** | **19** | **12** | **0** | **0** | **472** |
| Commercial Season Total | Lower | 0 | 106 | 496 | 0 | 466 | 0 | 30 | 0 | 1 | 0 | 1,099 |
| | Middle | 0 | 63 | 289 | 0 | 238 | 1 | 38 | 0 | 1 | 0 | 630 |
| | **Alaska** | **0** | **169** | **785** | **0** | **704** | **1** | **68** | **0** | **2** | **0** | **1,729** |
| | Upper | 0 | 2 | 184 | 3 | 343 | 6 | 64 | 12 | 1 | 0 | 615 |
| | **Total** | **0** | **171** | **969** | **3** | **1,047** | **7** | **132** | **12** | **3** | **0** | **2,344** |
| Subsistence Catch | Lower | 0 | 144 | 675 | 0 | 634 | 0 | 41 | 0 | 1 | 0 | 1,495 |
| | Middle | 0 | 86 | 393 | 0 | 324 | 1 | 52 | 0 | 1 | 0 | 857 |
| | **Alaska** | **0** | **230** | **1,068** | **0** | **958** | **1** | **93** | **0** | **2** | **0** | **2,352** |
| | Upper | 0 | 3 | 250 | 4 | 466 | 8 | 87 | 16 | 1 | 0 | 835 |
| | **Total** | **0** | **233** | **1,318** | **4** | **1,424** | **9** | **180** | **16** | **3** | **0** | **3,187** |
| Season Total | Lower | 0 | 250 | 1,171 | 0 | 1,100 | 0 | 71 | 0 | 2 | 0 | 2,594 |
| | Middle | 0 | 149 | 682 | 0 | 562 | 2 | 90 | 0 | 2 | 0 | 1,487 |
| | **Alaska** | **0** | **399** | **1,853** | **0** | **1,662** | **2** | **161** | **0** | **4** | **0** | **4,081** |
| | Upper | 0 | 5 | 434 | 7 | 809 | 14 | 151 | 28 | 2 | 0 | 1,450 |
| | **Total** | **0** | **404** | **2,287** | **7** | **2,471** | **16** | **312** | **28** | **6** | **0** | **5,531** |

Appendix Table K.6. Yukon River District 4 chinook salmon commercial and subsistence catch by age, run of origin and fishery, 1991.

| Strata | Stock Group | Age Group 1.1 | 1.2 | 1.3 | 2.2 | 1.4 | 2.3 | 1.5 | 2.4 | 1.6 | 2.5 | Total |
|---|---|---|---|---|---|---|---|---|---|---|---|---|
| Commercial Gillnet Season Total | Lower | 0 | 0 | 108 | 0 | 93 | 0 | 8 | 0 | 0 | 0 | 209 |
| | Middle | 0 | 0 | 63 | 0 | 48 | 0 | 10 | 0 | 0 | 0 | 121 |
| | **Alaska** | **0** | **0** | **171** | **0** | **141** | **0** | **18** | **0** | **0** | **0** | **330** |
| | Upper | 0 | 0 | 40 | 0 | 69 | 0 | 17 | 35 | 0 | 0 | 161 |
| | **Total** | **0** | **0** | **211** | **0** | **210** | **0** | **35** | **35** | **0** | **0** | **491** |
| Commercial Fishwheel Season Total | Lower | 0 | 609 | 810 | 0 | 227 | 0 | 0 | 0 | 0 | 0 | 1,646 |
| | Middle | 0 | 362 | 472 | 0 | 116 | 2 | 0 | 0 | 0 | 0 | 952 |
| | **Alaska** | **0** | **971** | **1,282** | **0** | **343** | **2** | **0** | **0** | **0** | **0** | **2,598** |
| | Upper | 0 | 11 | 300 | 0 | 167 | 15 | 0 | 0 | 0 | 0 | 493 |
| | **Total** | **0** | **982** | **1,582** | **0** | **510** | **17** | **0** | **0** | **0** | **0** | **3,091** |
| Commercial Season Total | Lower | 0 | 609 | 918 | 0 | 320 | 0 | 8 | 0 | 0 | 0 | 1,855 |
| | Middle | 0 | 362 | 535 | 0 | 164 | 2 | 10 | 0 | 0 | 0 | 1,073 |
| | **Alaska** | **0** | **971** | **1,453** | **0** | **484** | **2** | **18** | **0** | **0** | **0** | **2,928** |
| | Upper | 0 | 11 | 340 | 0 | 236 | 15 | 17 | 35 | 0 | 0 | 654 |
| | **Total** | **0** | **982** | **1,793** | **0** | **720** | **17** | **35** | **35** | **0** | **0** | **3,582** |
| Subsistence Season Total | Lower | 0 | 1,749 | 2,637 | 0 | 919 | 0 | 23 | 0 | 0 | 0 | 5,328 |
| | Middle | 0 | 1,040 | 1,537 | 0 | 471 | 6 | 29 | 0 | 0 | 0 | 3,083 |
| | **Alaska** | **0** | **2,789** | **4,174** | **0** | **1,390** | **6** | **52** | **0** | **0** | **0** | **8,411** |
| | Upper | 0 | 31 | 977 | 0 | 678 | 43 | 49 | 100 | 0 | 0 | 1,878 |
| | **Total** | **0** | **2,820** | **5,151** | **0** | **2,068** | **49** | **101** | **100** | **0** | **0** | **10,289** |
| Season Total | Lower | 0 | 2,358 | 3,555 | 0 | 1,239 | 0 | 31 | 0 | 0 | 0 | 7,183 |
| | Middle | 0 | 1,402 | 2,072 | 0 | 635 | 8 | 39 | 0 | 0 | 0 | 4,156 |
| | **Alaska** | **0** | **3,760** | **5,627** | **0** | **1,874** | **8** | **70** | **0** | **0** | **0** | **11,339** |
| | Upper | 0 | 42 | 1,317 | 0 | 914 | 58 | 66 | 135 | 0 | 0 | 2,532 |
| | **Total** | **0** | **3,802** | **6,944** | **0** | **2,788** | **66** | **136** | **135** | **0** | **0** | **13,871** |

Appendix Table K.7. Yukon River District 5 chinook salmon commercial and subsistence catch by age and fishery, 1991, with run of origin presumed to be Upper Run based on geographic location.

| Strata | Stock Group | Age Group 1.1 | 1.2 | 1.3 | 2.2 | 1.4 | 2.3 | 1.5 | 2.4 | 1.6 | 2.5 | Total |
|---|---|---|---|---|---|---|---|---|---|---|---|---|
| Commercial Gillnet | Upper | 0 | 11 | 746 | 0 | 811 | 44 | 164 | 11 | 0 | 0 | 1,787 |
| Commercial Fishwheel | Upper | 0 | 192 | 1,177 | 27 | 588 | 0 | 55 | 0 | 0 | 0 | 2,039 |
| Commercial Season Total | Upper | 0 | 203 | 1,923 | 27 | 1,399 | 44 | 219 | 11 | 0 | 0 | 3,826 |
| Subsistence | Upper | 0 | 862 | 8,166 | 115 | 5,941 | 187 | 930 | 47 | 0 | 0 | 16,248 |
| Season Total | Upper | 0 | 1,065 | 10,089 | 142 | 7,340 | 231 | 1,149 | 58 | 0 | 0 | 20,074 |

Appendix Table K.8. Yukon River District 6 chinook salmon commercial, subsistence and sport fish catch by age and fishery, 1991, with run of origin presumed to be Middle Run based on geographic location.

| Strata | Stock Group | Age Group 1.1 | 1.2 | 1.3 | 2.2 | 1.4 | 2.3 | 1.5 | 2.4 | 1.6 | 2.5 | Total |
|---|---|---|---|---|---|---|---|---|---|---|---|---|
| Commercial Fishwheel | Middle | 0 | 275 | 687 | 0 | 110 | 0 | 0 | 0 | 0 | 0 | 1,072 |
| Test Fishing | Middle | 0 | 24 | 58 | 0 | 9 | 0 | 0 | 0 | 0 | 0 | 91 |
| Sport Fish Catch | Middle | 1 | 64 | 387 | 0 | 271 | 1 | 48 | 0 | 0 | 1 | 773 |
| Subsistence | Middle | 0 | 900 | 2,247 | 0 | 360 | 0 | 0 | 0 | 0 | 0 | 3,507 |
| Season Total | Middle | 1 | 1,263 | 3,379 | 0 | 750 | 1 | 48 | 0 | 0 | 1 | 5,443 |

Appendix Table K.9. Yukon River Canadian chinook salmon commercial and non-commercial catch by age and fishery, 1991, with run of origin presumed to be Upper Run based on geographic location.

| Strata | Stock Group | Age Group 1.1 | 1.2 | 1.3 | 2.2 | 1.4 | 2.3 | 1.5 | 2.4 | 1.6 | 2.5 | Total |
|---|---|---|---|---|---|---|---|---|---|---|---|---|
| Commercial | Upper | 0 | 579 | 5,482 | 77 | 3,988 | 125 | 624 | 31 | 0 | 0 | 10,906 |
| Non-Commercial | Upper | 0 | 515 | 4,876 | 68 | 3,547 | 112 | 555 | 28 | 0 | 0 | 9,701 |
| Season Total | Upper | 0 | 1,094 | 10,358 | 145 | 7,535 | 237 | 1,179 | 59 | 0 | 0 | 20,607 |

Appendix Table K.10. Yukon River chinook salmon catch by age, run of origin and fishery, 1991.

| District | Fishery | Stock Group | Age Group 1.1 | 1.2 | 1.3 | 2.2 | 1.4 | 2.3 | 1.5 | 2.4 | 1.6 | 2.5 | Total |
|---|---|---|---|---|---|---|---|---|---|---|---|---|---|
| 1 | Commercial [a] | Lower | 0 | 321 | 7,134 | 0 | 12,371 | 37 | 984 | 110 | 21 | 0 | 20,978 |
| | | Middle | 0 | 381 | 8,966 | 0 | 5,156 | 63 | 975 | 110 | 21 | 31 | 15,703 |
| | | **Alaska** | **0** | **702** | **16,100** | **0** | **17,527** | **100** | **1,959** | **220** | **42** | **31** | **36,681** |
| | | Upper | 0 | 15 | 6,306 | 0 | 10,407 | 303 | 2,431 | 603 | 21 | 50 | 20,136 |
| | | **Total** | **0** | **717** | **22,406** | **0** | **27,934** | **403** | **4,390** | **823** | **63** | **81** | **56,817** |
| | Subsistence | Lower | 0 | 134 | 574 | 0 | 696 | 0 | 49 | 0 | 0 | 0 | 1,453 |
| | | Middle | 0 | 232 | 904 | 0 | 391 | 0 | 61 | 0 | 0 | 12 | 1,600 |
| | | **Alaska** | **0** | **366** | **1,478** | **0** | **1,087** | **0** | **110** | **0** | **0** | **12** | **3,053** |
| | | Upper | 0 | 25 | 1,332 | 0 | 1,100 | 49 | 232 | 110 | 0 | 24 | 2,872 |
| | | **Total** | **0** | **391** | **2,810** | **0** | **2,187** | **49** | **342** | **110** | **0** | **36** | **5,925** |
| 2 | Commercial [b] | Lower | 0 | 637 | 6,725 | 0 | 7,089 | 13 | 361 | 40 | 10 | 0 | 14,875 |
| | | Middle | 0 | 436 | 7,371 | 0 | 4,890 | 47 | 590 | 40 | 10 | 0 | 13,384 |
| | | **Alaska** | **0** | **1,073** | **14,096** | **0** | **11,979** | **60** | **951** | **80** | **20** | **0** | **28,259** |
| | | Upper | 0 | 16 | 3,603 | 14 | 6,177 | 157 | 973 | 163 | 10 | 1 | 11,114 |
| | | **Total** | **0** | **1,089** | **17,699** | **14** | **18,156** | **217** | **1,924** | **243** | **30** | **1** | **39,373** |
| | Subsistence | Lower | 0 | 0 | 840 | 0 | 1,138 | 0 | 52 | 0 | 0 | 0 | 2,030 |
| | | Middle | 0 | 0 | 1,931 | 0 | 563 | 3 | 58 | 0 | 0 | 0 | 2,555 |
| | | **Alaska** | **0** | **0** | **2,771** | **0** | **1,701** | **3** | **110** | **0** | **0** | **0** | **4,585** |
| | | Upper | 0 | 0 | 992 | 0 | 1,745 | 43 | 252 | 0 | 0 | 0 | 3,032 |
| | | **Total** | **0** | **0** | **3,763** | **0** | **3,446** | **46** | **362** | **0** | **0** | **0** | **7,617** |
| 3 | Commercial | Lower | 0 | 106 | 496 | 0 | 466 | 0 | 30 | 0 | 1 | 0 | 1,099 |
| | | Middle | 0 | 63 | 289 | 0 | 238 | 1 | 38 | 0 | 1 | 0 | 630 |
| | | **Alaska** | **0** | **169** | **785** | **0** | **704** | **1** | **68** | **0** | **2** | **0** | **1,729** |
| | | Upper | 0 | 2 | 184 | 3 | 343 | 6 | 64 | 12 | 1 | 0 | 615 |
| | | **Total** | **0** | **171** | **969** | **3** | **1,047** | **7** | **132** | **12** | **3** | **0** | **2,344** |
| | Subsistence | Lower | 0 | 144 | 675 | 0 | 634 | 0 | 41 | 0 | 1 | 0 | 1,495 |
| | | Middle | 0 | 86 | 393 | 0 | 324 | 1 | 52 | 0 | 1 | 0 | 857 |
| | | **Alaska** | **0** | **230** | **1,068** | **0** | **958** | **1** | **93** | **0** | **2** | **0** | **2,352** |
| | | Upper | 0 | 3 | 250 | 4 | 466 | 8 | 87 | 16 | 1 | 0 | 835 |
| | | **Total** | **0** | **233** | **1,318** | **4** | **1,424** | **9** | **180** | **16** | **3** | **0** | **3,187** |
| 4 | Commercial | Lower | 0 | 609 | 918 | 0 | 320 | 0 | 8 | 0 | 0 | 0 | 1,855 |
| | | Middle | 0 | 362 | 535 | 0 | 164 | 2 | 10 | 0 | 0 | 0 | 1,073 |
| | | **Alaska** | **0** | **971** | **1,453** | **0** | **484** | **2** | **18** | **0** | **0** | **0** | **2,928** |
| | | Upper | 0 | 11 | 340 | 0 | 236 | 15 | 17 | 35 | 0 | 0 | 654 |
| | | **Total** | **0** | **982** | **1,793** | **0** | **720** | **17** | **35** | **35** | **0** | **0** | **3,582** |
| | Subsistence | Lower | 0 | 1,749 | 2,637 | 0 | 919 | 0 | 23 | 0 | 0 | 0 | 5,328 |
| | | Middle | 0 | 1,040 | 1,537 | 0 | 471 | 6 | 29 | 0 | 0 | 0 | 3,083 |
| | | **Alaska** | **0** | **2,789** | **4,174** | **0** | **1,390** | **6** | **52** | **0** | **0** | **0** | **8,411** |
| | | Upper | 0 | 31 | 977 | 0 | 678 | 43 | 49 | 100 | 0 | 0 | 1,878 |
| | | **Total** | **0** | **2,820** | **5,151** | **0** | **2,068** | **49** | **101** | **100** | **0** | **0** | **10,289** |
| 5 | Commercial | Upper | 0 | 203 | 1,923 | 27 | 1,399 | 44 | 219 | 11 | 0 | 0 | 3,826 |
| | Subsistence | Upper | 0 | 862 | 8,166 | 115 | 5,941 | 187 | 930 | 47 | 0 | 0 | 16,248 |
| 6 | Commercial [c] | Middle | 0 | 299 | 745 | 0 | 119 | 0 | 0 | 0 | 0 | 0 | 1,163 |
| | Sport Fish | Middle | 1 | 64 | 387 | 0 | 271 | 1 | 48 | 0 | 0 | 1 | 773 |
| | Subsistence | Middle | 0 | 900 | 2,247 | 0 | 360 | 0 | 0 | 0 | 0 | 0 | 3,507 |
| Alaska Total | | Lower | 0 | 3,700 | 19,999 | 0 | 23,633 | 50 | 1,548 | 150 | 33 | 0 | 49,113 |
| | | Middle | 1 | 3,863 | 25,305 | 0 | 12,947 | 124 | 1,861 | 150 | 33 | 44 | 44,328 |
| | | **Alaska** | **1** | **7,563** | **45,304** | **0** | **36,580** | **174** | **3,409** | **300** | **66** | **44** | **93,441** |
| | | Upper | 0 | 1,168 | 24,073 | 163 | 28,492 | 855 | 5,254 | 1,097 | 33 | 75 | 61,210 |
| | | **Total** | **1** | **8,731** | **69,377** | **163** | **65,072** | **1,029** | **8,663** | **1,397** | **99** | **119** | **154,651** |
| Canada Total | Commercial | Upper | 0 | 579 | 5,482 | 77 | 3,988 | 125 | 624 | 31 | 0 | 0 | 10,906 |
| | Non-Commercial | Upper | 0 | 515 | 4,876 | 68 | 3,547 | 112 | 555 | 28 | 0 | 0 | 9,701 |
| | | **Total** | **0** | **1,094** | **10,358** | **145** | **7,535** | **237** | **1,179** | **59** | **0** | | **20,607** |
| Total Harvest | | Lower | 0 | 3,700 | 19,999 | 0 | 23,633 | 50 | 1,548 | 150 | 33 | 0 | 49,113 |
| | | Middle | 1 | 3,863 | 25,305 | 0 | 12,947 | 124 | 1,861 | 150 | 33 | 44 | 44,328 |
| | | **Alaska** | **1** | **7,563** | **45,304** | **0** | **36,580** | **174** | **3,409** | **300** | **66** | **44** | **93,441** |
| | | Upper | 0 | 2,262 | 34,431 | 308 | 36,027 | 1,092 | 6,433 | 1,156 | 33 | 75 | 81,817 |
| | | **Total** | **1** | **9,825** | **79,735** | **308** | **72,607** | **1,266** | **9,842** | **1,456** | **99** | **119** | **175,258** |

[a] Includes a test fishing catch of 485 and illegal harvests of 2,711 chinook salmon.
[b] Includes a test fishing catch of 113 and illegal harvests of 284 chinook salmon.
[c] Includes a test fishing catch of 91 chinook salmon.

Appendix Table K.11. Yukon River chinook salmon catch proportoins by age, run of origin and fishery, 1991.

| District | Fishery | Stock Group | Age Group 1.1 | 1.2 | 1.3 | 2.2 | 1.4 | 2.3 | 1.5 | 2.4 | 1.6 | 2.5 | Total |
|---|---|---|---|---|---|---|---|---|---|---|---|---|---|
| 1 | Commercial | Lower | 0.000 | 0.006 | 0.126 | 0.000 | 0.218 | 0.001 | 0.017 | 0.002 | 0.000 | 0.000 | 0.369 |
| | | Middle | 0.000 | 0.007 | 0.158 | 0.000 | 0.091 | 0.001 | 0.017 | 0.002 | 0.000 | 0.001 | 0.276 |
| | | **Alaska** | **0.000** | **0.012** | **0.283** | **0.000** | **0.308** | **0.002** | **0.034** | **0.004** | **0.001** | **0.001** | **0.646** |
| | | Upper | 0.000 | 0.000 | 0.111 | 0.000 | 0.183 | 0.005 | 0.043 | 0.011 | 0.000 | 0.001 | 0.354 |
| | | **Total** | **0.000** | **0.013** | **0.394** | **0.000** | **0.492** | **0.007** | **0.077** | **0.014** | **0.001** | **0.001** | **1.000** |
| | Subsistence | Lower | 0.000 | 0.023 | 0.097 | 0.000 | 0.117 | 0.000 | 0.008 | 0.000 | 0.000 | 0.000 | 0.245 |
| | | Middle | 0.000 | 0.039 | 0.153 | 0.000 | 0.066 | 0.000 | 0.010 | 0.000 | 0.000 | 0.002 | 0.270 |
| | | **Alaska** | **0.000** | **0.062** | **0.249** | **0.000** | **0.183** | **0.000** | **0.019** | **0.000** | **0.000** | **0.002** | **0.515** |
| | | Upper | 0.000 | 0.004 | 0.225 | 0.000 | 0.186 | 0.008 | 0.039 | 0.019 | 0.000 | 0.004 | 0.485 |
| | | **Total** | **0.000** | **0.066** | **0.474** | **0.000** | **0.369** | **0.008** | **0.058** | **0.019** | **0.000** | **0.006** | **1.000** |
| 2 | Commercial | Lower | 0.000 | 0.016 | 0.171 | 0.000 | 0.180 | 0.000 | 0.009 | 0.001 | 0.000 | 0.000 | 0.378 |
| | | Middle | 0.000 | 0.011 | 0.187 | 0.000 | 0.124 | 0.001 | 0.015 | 0.001 | 0.000 | 0.000 | 0.340 |
| | | **Alaska** | **0.000** | **0.027** | **0.358** | **0.000** | **0.304** | **0.002** | **0.024** | **0.002** | **0.001** | **0.000** | **0.718** |
| | | Upper | 0.000 | 0.000 | 0.092 | 0.000 | 0.157 | 0.004 | 0.025 | 0.004 | 0.000 | 0.000 | 0.282 |
| | | **Total** | **0.000** | **0.028** | **0.450** | **0.000** | **0.461** | **0.006** | **0.049** | **0.006** | **0.001** | **0.000** | **1.000** |
| | Subsistance | Lower | 0.000 | 0.000 | 0.110 | 0.000 | 0.149 | 0.000 | 0.007 | 0.000 | 0.000 | 0.000 | 0.267 |
| | | Middle | 0.000 | 0.000 | 0.254 | 0.000 | 0.074 | 0.000 | 0.008 | 0.000 | 0.000 | 0.000 | 0.335 |
| | | **Alaska** | **0.000** | **0.000** | **0.364** | **0.000** | **0.223** | **0.000** | **0.014** | **0.000** | **0.000** | **0.000** | **0.602** |
| | | Upper | 0.000 | 0.000 | 0.130 | 0.000 | 0.229 | 0.006 | 0.033 | 0.000 | 0.000 | 0.000 | 0.398 |
| | | **Total** | **0.000** | **0.000** | **0.494** | **0.000** | **0.452** | **0.006** | **0.048** | **0.000** | **0.000** | **0.000** | **1.000** |
| 3 | Commercial | Lower | 0.000 | 0.045 | 0.212 | 0.000 | 0.199 | 0.000 | 0.013 | 0.000 | 0.000 | 0.000 | 0.469 |
| | | Middle | 0.000 | 0.027 | 0.123 | 0.000 | 0.102 | 0.000 | 0.016 | 0.000 | 0.000 | 0.000 | 0.269 |
| | | **Alaska** | **0.000** | **0.072** | **0.335** | **0.000** | **0.300** | **0.000** | **0.029** | **0.000** | **0.001** | **0.000** | **0.738** |
| | | Upper | 0.000 | 0.001 | 0.078 | 0.001 | 0.146 | 0.003 | 0.027 | 0.005 | 0.000 | 0.000 | 0.262 |
| | | **Total** | **0.000** | **0.073** | **0.413** | **0.001** | **0.447** | **0.003** | **0.056** | **0.005** | **0.001** | **0.000** | **1.000** |
| | Subsistence | Lower | 0.000 | 0.045 | 0.212 | 0.000 | 0.199 | 0.000 | 0.013 | 0.000 | 0.000 | 0.000 | 0.469 |
| | | Middle | 0.000 | 0.027 | 0.123 | 0.000 | 0.102 | 0.000 | 0.016 | 0.000 | 0.000 | 0.000 | 0.269 |
| | | **Alaska** | **0.000** | **0.072** | **0.335** | **0.000** | **0.301** | **0.000** | **0.029** | **0.000** | **0.001** | **0.000** | **0.738** |
| | | Upper | 0.000 | 0.001 | 0.078 | 0.001 | 0.146 | 0.003 | 0.027 | 0.005 | 0.000 | 0.000 | 0.262 |
| | | **Total** | **0.000** | **0.073** | **0.414** | **0.001** | **0.447** | **0.003** | **0.056** | **0.005** | **0.001** | **0.000** | **1.000** |
| 4 | Commercial | Lower | 0.000 | 0.170 | 0.256 | 0.000 | 0.089 | 0.000 | 0.002 | 0.000 | 0.000 | 0.000 | 0.518 |
| | | Middle | 0.000 | 0.101 | 0.149 | 0.000 | 0.046 | 0.001 | 0.003 | 0.000 | 0.000 | 0.000 | 0.300 |
| | | **Alaska** | **0.000** | **0.271** | **0.406** | **0.000** | **0.135** | **0.001** | **0.005** | **0.000** | **0.000** | **0.000** | **0.817** |
| | | Upper | 0.000 | 0.003 | 0.095 | 0.000 | 0.066 | 0.004 | 0.005 | 0.010 | 0.000 | 0.000 | 0.183 |
| | | **Total** | **0.000** | **0.274** | **0.501** | **0.000** | **0.201** | **0.005** | **0.010** | **0.010** | **0.000** | **0.000** | **1.000** |
| | Subsistence | Lower | 0.000 | 0.170 | 0.256 | 0.000 | 0.089 | 0.000 | 0.002 | 0.000 | 0.000 | 0.000 | 0.518 |
| | | Middle | 0.000 | 0.101 | 0.149 | 0.000 | 0.046 | 0.001 | 0.003 | 0.000 | 0.000 | 0.000 | 0.300 |
| | | **Alaska** | **0.000** | **0.271** | **0.406** | **0.000** | **0.135** | **0.001** | **0.005** | **0.000** | **0.000** | **0.000** | **0.817** |
| | | Upper | 0.000 | 0.003 | 0.095 | 0.000 | 0.066 | 0.004 | 0.005 | 0.010 | 0.000 | 0.000 | 0.183 |
| | | **Total** | **0.000** | **0.274** | **0.501** | **0.000** | **0.201** | **0.005** | **0.010** | **0.010** | **0.000** | **0.000** | **1.000** |
| 5 | Commercial | Upper | 0.000 | 0.053 | 0.503 | 0.007 | 0.366 | 0.012 | 0.057 | 0.003 | 0.000 | 0.000 | 1.000 |
| | Subsistence | Upper | 0.000 | 0.053 | 0.503 | 0.007 | 0.366 | 0.012 | 0.057 | 0.003 | 0.000 | 0.000 | 1.000 |
| 6 | Commercial | Middle | 0.000 | 0.257 | 0.641 | 0.000 | 0.102 | 0.000 | 0.000 | 0.000 | 0.000 | 0.000 | 1.000 |
| | Sport Fish | Middle | 0.001 | 0.083 | 0.501 | 0.000 | 0.351 | 0.001 | 0.062 | 0.000 | 0.000 | 0.001 | 1.000 |
| | Subsistence | Middle | 0.000 | 0.257 | 0.641 | 0.000 | 0.103 | 0.000 | 0.000 | 0.000 | 0.000 | 0.000 | 1.000 |
| Alaska Total | | Lower | 0.000 | 0.024 | 0.129 | 0.000 | 0.153 | 0.000 | 0.010 | 0.001 | 0.000 | 0.000 | 0.318 |
| | | Middle | 0.000 | 0.025 | 0.164 | 0.000 | 0.084 | 0.001 | 0.012 | 0.001 | 0.000 | 0.000 | 0.287 |
| | | **Alaska** | **0.000** | **0.049** | **0.293** | **0.000** | **0.237** | **0.001** | **0.022** | **0.002** | **0.000** | **0.000** | **0.604** |
| | | Upper | 0.000 | 0.008 | 0.156 | 0.001 | 0.184 | 0.006 | 0.034 | 0.007 | 0.000 | 0.000 | 0.396 |
| | | **Total** | **0.000** | **0.056** | **0.449** | **0.001** | **0.421** | **0.007** | **0.056** | **0.009** | **0.001** | **0.001** | **1.000** |
| Canada Total | Commercial | Upper | 0.000 | 0.053 | 0.503 | 0.007 | 0.366 | 0.011 | 0.057 | 0.003 | 0.000 | 0.000 | 1.000 |
| | Non-Commercial | Upper | 0.000 | 0.053 | 0.503 | 0.007 | 0.366 | 0.012 | 0.057 | 0.003 | 0.000 | 0.000 | 1.000 |
| | | **Total** | **0.000** | **0.053** | **0.503** | **0.007** | **0.366** | **0.012** | **0.057** | **0.003** | **0.000** | **0.000** | **1.000** |
| Total Harvest | | Lower | 0.000 | 0.021 | 0.114 | 0.000 | 0.135 | 0.000 | 0.009 | 0.001 | 0.000 | 0.000 | 0.280 |
| | | Middle | 0.000 | 0.022 | 0.144 | 0.000 | 0.074 | 0.001 | 0.011 | 0.001 | 0.000 | 0.000 | 0.253 |
| | | **Alaska** | **0.000** | **0.043** | **0.258** | **0.000** | **0.209** | **0.001** | **0.019** | **0.002** | **0.000** | **0.000** | **0.533** |
| | | Upper | 0.000 | 0.013 | 0.196 | 0.002 | 0.206 | 0.006 | 0.037 | 0.007 | 0.000 | 0.000 | 0.467 |
| | | **Total** | **0.000** | **0.056** | **0.455** | **0.002** | **0.414** | **0.007** | **0.056** | **0.008** | **0.001** | **0.001** | **1.000** |

Appendix Table L.1. Yukon River District 1 chinook salmon commercial catch by age, run of origin and period, 1992.

| Strata | Stock Goup | Age Group 1.1 | 1.2 | 1.3 | 2.2 | 1.4 | 2.3 | 1.5 | 2.4 | 2.5 | Total |
|---|---|---|---|---|---|---|---|---|---|---|---|
| Period 1 | Lower | 0 | 80 | 441 | 0 | 1,306 | 0 | 106 | 0 | 0 | 1,933 |
| 20-Jun | Middle | 0 | 104 | 161 | 0 | 924 | 0 | 14 | 1 | 0 | 1,204 |
| Unrestricted | **Alaska** | **0** | **184** | **602** | **0** | **2,230** | **0** | **120** | **1** | **0** | **3,137** |
| Mesh Size | Upper | 0 | 12 | 672 | 0 | 7,375 | 0 | 240 | 64 | 0 | 8,363 |
| | **Total** | **0** | **196** | **1,274** | **0** | **9,605** | **0** | **360** | **65** | **0** | **11,500** |
| Period 2 | Lower | 0 | 361 | 536 | 0 | 1,544 | 0 | 151 | 0 | 0 | 2,592 |
| 22-Jun | Middle | 0 | 11 | 5 | 0 | 3,507 | 0 | 63 | 3 | 0 | 3,589 |
| Unrestricted | **Alaska** | **0** | **372** | **541** | **0** | **5,051** | **0** | **214** | **3** | **0** | **6,181** |
| Mesh Size | Upper | 0 | 153 | 2,219 | 0 | 12,951 | 0 | 509 | 63 | 0 | 15,895 |
| | **Total** | **0** | **525** | **2,760** | **0** | **18,002** | **0** | **723** | **66** | **0** | **22,076** |
| Period 3 | Lower | 0 | 20 | 352 | 0 | 1,510 | 0 | 121 | 0 | 0 | 2,003 |
| 25-Jun | Middle | 0 | 75 | 381 | 0 | 1,000 | 6 | 15 | 1 | 0 | 1,478 |
| Unrestricted | **Alaska** | **0** | **95** | **733** | **0** | **2,510** | **6** | **136** | **1** | **0** | **3,481** |
| Mesh Size | Upper | 0 | 2 | 425 | 0 | 5,792 | 58 | 186 | 31 | 0 | 6,494 |
| | **Total** | **0** | **97** | **1,158** | **0** | **8,302** | **64** | **322** | **32** | **0** | **9,975** |
| Period 4 | Lower | 0 | 267 | 1,252 | 0 | 977 | 0 | 57 | 0 | 0 | 2,553 |
| 27-Jun | Middle | 0 | 20 | 27 | 0 | 45 | 0 | 0 | 0 | 0 | 92 |
| Restricted | **Alaska** | **0** | **287** | **1,279** | **0** | **1,022** | **0** | **57** | **0** | **0** | **2,645** |
| Mesh Size | Upper | 0 | 26 | 1,175 | 0 | 3,215 | 0 | 76 | 0 | 0 | 4,492 |
| | **Total** | **0** | **313** | **2,454** | **0** | **4,237** | **0** | **133** | **0** | **0** | **7,137** |
| Period 5 | Lower | 0 | 406 | 987 | 0 | 1,949 | 0 | 103 | 0 | 0 | 3,445 |
| 29-Jun | Middle | 0 | 591 | 405 | 0 | 1,742 | 0 | 17 | 0 | 0 | 2,755 |
| Restricted | **Alaska** | **0** | **997** | **1,392** | **0** | **3,691** | **0** | **120** | **0** | **0** | **6,200** |
| Mesh Size | Upper | 0 | 17 | 397 | 0 | 2,750 | 0 | 59 | 0 | 0 | 3,223 |
| | **Total** | **0** | **1,014** | **1,789** | **0** | **6,441** | **0** | **179** | **0** | **0** | **9,423** |
| Period 6 | Lower | 0 | 151 | 420 | 0 | 2,341 | 0 | 415 | 0 | 0 | 3,327 |
| 07/02/1992 | Middle | 0 | 257 | 203 | 0 | 3,564 | 14 | 115 | 12 | 0 | 4,165 |
| Unrestricted | **Alaska** | **0** | **408** | **623** | **0** | **5,905** | **14** | **530** | **12** | **0** | **7,492** |
| Mesh Size | Upper | 0 | 26 | 708 | 0 | 2,544 | 17 | 181 | 50 | 0 | 3,526 |
| | **Total** | **0** | **434** | **1,331** | **0** | **8,449** | **31** | **711** | **62** | **0** | **11,018** |
| Period 7 | Lower | 0 | 49 | 192 | 0 | 167 | 0 | 26 | 0 | 0 | 434 |
| 06-Jul | Middle | 0 | 100 | 111 | 0 | 209 | 0 | 6 | 0 | 0 | 426 |
| Restricted | **Alaska** | **0** | **149** | **303** | **0** | **376** | **0** | **32** | **0** | **0** | **860** |
| Mesh Size | Upper | 0 | 1 | 56 | 0 | 170 | 0 | 11 | 0 | 0 | 238 |
| | **Total** | **0** | **150** | **359** | **0** | **546** | **0** | **43** | **0** | **0** | **1,098** |
| Period 8 | Lower | 0 | 37 | 100 | 0 | 146 | 0 | 16 | 0 | 0 | 299 |
| 09-Jul | Middle | 0 | 94 | 73 | 0 | 84 | 0 | 2 | 0 | 0 | 253 |
| Restricted | **Alaska** | **0** | **131** | **173** | **0** | **230** | **0** | **18** | **0** | **0** | **552** |
| Mesh Size | Upper | 0 | 3 | 81 | 0 | 125 | 0 | 6 | 0 | 0 | 215 |
| | **Total** | **0** | **134** | **254** | **0** | **355** | **0** | **24** | **0** | **0** | **767** |

Appendix Table L.2. Yukon River District 1 chinook salmon commercial, subsistence and test fish catch by age, run of origin and fishery, 1992.

| Strata | Stock Group | Age Group 1.1 | 1.2 | 1.3 | 2.2 | 1.4 | 2.3 | 1.5 | 2.4 | 2.5 | Total |
|---|---|---|---|---|---|---|---|---|---|---|---|
| Unrestricted Mesh Size Season Total | Lower | 0 | 612 | 1,749 | 0 | 6,701 | 0 | 793 | 0 | 0 | 9,855 |
| | Middle | 0 | 447 | 750 | 0 | 8,995 | 20 | 207 | 17 | 0 | 10,436 |
| | **Alaska** | **0** | **1,059** | **2,499** | **0** | **15,696** | **20** | **1,000** | **17** | **0** | **20,291** |
| | Upper | 0 | 193 | 4,024 | 0 | 28,662 | 75 | 1,116 | 208 | 0 | 34,278 |
| | **Total** | **0** | **1,252** | **6,523** | **0** | **44,358** | **95** | **2,116** | **225** | **0** | **54,569** |
| Restricted Mesh Size Season Total | Lower | 0 | 759 | 2,531 | 0 | 3,239 | 0 | 202 | 0 | 0 | 6,731 |
| | Middle | 0 | 805 | 616 | 0 | 2,080 | 0 | 25 | 0 | 0 | 3,526 |
| | **Alaska** | **0** | **1,564** | **3,147** | **0** | **5,319** | **0** | **227** | **0** | **0** | **10,257** |
| | Upper | 0 | 47 | 1,709 | 0 | 6,260 | 0 | 152 | 0 | 0 | 8,168 |
| | **Total** | **0** | **1,611** | **4,856** | **0** | **11,579** | **0** | **379** | **0** | **0** | **18,425** |
| Commercial Season Total | Lower | 0 | 1,371 | 4,280 | 0 | 9,940 | 0 | 995 | 0 | 0 | 16,586 |
| | Middle | 0 | 1,252 | 1,366 | 0 | 11,075 | 20 | 232 | 17 | 0 | 13,962 |
| | **Alaska** | **0** | **2,623** | **5,646** | **0** | **21,015** | **20** | **1,227** | **17** | **0** | **30,548** |
| | Upper | 0 | 240 | 5,733 | 0 | 34,922 | 75 | 1,268 | 208 | 0 | 42,446 |
| | **Total** | **0** | **2,863** | **11,379** | **0** | **55,937** | **95** | **2,495** | **225** | **0** | **72,994** |
| Illegally Harvested Fish | Lower | 0 | 9 | 47 | 0 | 138 | 0 | 11 | 0 | 0 | 205 |
| | Middle | 0 | 11 | 17 | 0 | 98 | 0 | 2 | 0 | 0 | 128 |
| | **Alaska** | **0** | **20** | **64** | **0** | **236** | **0** | **13** | **0** | **0** | **333** |
| | Upper | 0 | 1 | 71 | 0 | 781 | 0 | 25 | 7 | 0 | 885 |
| | **Total** | **0** | **21** | **135** | **0** | **1,017** | **0** | **38** | **7** | **0** | **1,218** |
| Test Fish Catch | Lower | 0 | 4 | 34 | 0 | 104 | 1 | 10 | 0 | 2 | 155 |
| | Middle | 0 | 5 | 12 | 0 | 74 | 1 | 1 | 0 | 2 | 95 |
| | **Alaska** | **0** | **9** | **46** | **0** | **178** | **2** | **11** | **0** | **4** | **250** |
| | Upper | 0 | 1 | 52 | 0 | 589 | 1 | 22 | 13 | 2 | 680 |
| | **Total** | **0** | **10** | **98** | **0** | **767** | **3** | **33** | **13** | **6** | **930** |
| Subsistence | Lower | 0 | 36 | 197 | 0 | 584 | 0 | 47 | 0 | 0 | 864 |
| | Middle | 0 | 47 | 72 | 0 | 413 | 0 | 6 | 1 | 0 | 539 |
| | **Alaska** | **0** | **83** | **269** | **0** | **997** | **0** | **53** | **1** | **0** | **1,403** |
| | Upper | 0 | 5 | 300 | 0 | 3,297 | 0 | 107 | 29 | 0 | 3,738 |
| | **Total** | **0** | **88** | **569** | **0** | **4,294** | **0** | **160** | **30** | **0** | **5,141** |
| Season Total | Lower | 0 | 1,420 | 4,558 | 0 | 10,766 | 1 | 1,063 | 0 | 2 | 17,810 |
| | Middle | 0 | 1,315 | 1,467 | 0 | 11,660 | 21 | 241 | 18 | 2 | 14,724 |
| | **Alaska** | **0** | **2,735** | **6,025** | **0** | **22,426** | **22** | **1,304** | **18** | **4** | **32,534** |
| | Upper | 0 | 247 | 6,156 | 0 | 39,589 | 76 | 1,422 | 257 | 2 | 47,749 |
| | **Total** | **0** | **2,982** | **12,181** | **0** | **62,015** | **98** | **2,726** | **275** | **6** | **80,283** |

Appendix Table L.3. Yukon River District 2 chinook salmon commercial catch by age, run of origin and period, 1992.

| Strata | Stock Goup | Age Group 1.1 | 1.2 | 1.3 | 2.2 | 1.4 | 2.3 | 1.5 | 2.4 | 2.5 | Total |
|---|---|---|---|---|---|---|---|---|---|---|---|
| Period 1 | Lower | 0 | 11 | 153 | 0 | 535 | 0 | 50 | 0 | 0 | 749 |
| 22-Jun | Middle | 0 | 46 | 181 | 0 | 1,379 | 0 | 24 | 5 | 0 | 1,635 |
| Unrestricted | **Alaska** | **0** | **57** | **334** | **0** | **1,914** | **0** | **74** | **5** | **0** | **2,384** |
| Mesh Size | Upper | 0 | 2 | 221 | 0 | 2,708 | 0 | 102 | 54 | 29 | 3,116 |
| | **Total** | **0** | **59** | **555** | **0** | **4,622** | **0** | **176** | **59** | **29** | **5,500** |
| Period 2 | Lower | 0 | 243 | 915 | 0 | 1,365 | 0 | 131 | 0 | 0 | 2,654 |
| 24-Jun | Middle | 0 | 0 | 0 | 0 | 2,623 | 8 | 46 | 8 | 0 | 2,685 |
| Unrestricted | **Alaska** | **0** | **243** | **915** | **0** | **3,988** | **8** | **177** | **8** | **0** | **5,339** |
| Mesh Size | Upper | 0 | 25 | 923 | 0 | 6,311 | 31 | 244 | 107 | 0 | 7,641 |
| | **Total** | **0** | **268** | **1,838** | **0** | **10,299** | **39** | **421** | **115** | **0** | **12,980** |
| Period 3 | Lower | 0 | 119 | 560 | 0 | 437 | 0 | 26 | 0 | 0 | 1,142 |
| 26-Jun | Middle | 0 | 9 | 12 | 0 | 20 | 0 | 0 | 0 | 0 | 41 |
| Restricted | **Alaska** | **0** | **128** | **572** | **0** | **457** | **0** | **26** | **0** | **0** | **1,183** |
| Mesh Size | Upper | 0 | 12 | 525 | 0 | 1,439 | 0 | 34 | 0 | 0 | 2,010 |
| | **Total** | **0** | **140** | **1,097** | **0** | **1,896** | **0** | **60** | **0** | **0** | **3,193** |
| Period 4 | Lower | 0 | 9 | 135 | 0 | 382 | 0 | 56 | 0 | 0 | 582 |
| 28-Jun | Middle | 0 | 100 | 441 | 0 | 2,715 | 0 | 73 | 0 | 0 | 3,329 |
| Unrestricted | **Alaska** | **0** | **109** | **576** | **0** | **3,097** | **0** | **129** | **0** | **0** | **3,911** |
| Mesh Size | Upper | 0 | 2 | 307 | 0 | 3,046 | 0 | 180 | 0 | 0 | 3,535 |
| | **Total** | **0** | **111** | **883** | **0** | **6,143** | **0** | **309** | **0** | **0** | **7,446** |
| Period 5 | Lower | 0 | 168 | 408 | 0 | 806 | 0 | 43 | 0 | 0 | 1,425 |
| 01-Jul | Middle | 0 | 244 | 168 | 0 | 721 | 0 | 7 | 0 | 0 | 1,140 |
| Restricted | **Alaska** | **0** | **412** | **576** | **0** | **1,527** | **0** | **50** | **0** | **0** | **2,565** |
| Mesh Size | Upper | 0 | 7 | 164 | 0 | 1,138 | 0 | 24 | 0 | 0 | 1,333 |
| | **Total** | **0** | **419** | **740** | **0** | **2,665** | **0** | **74** | **0** | **0** | **3,898** |
| Period 6 | Lower | 0 | 97 | 378 | 0 | 329 | 0 | 51 | 0 | 0 | 855 |
| 06-Jul | Middle | 0 | 198 | 218 | 0 | 411 | 0 | 12 | 0 | 0 | 839 |
| Unrestricted | **Alaska** | **0** | **295** | **596** | **0** | **740** | **0** | **63** | **0** | **0** | **1,694** |
| Mesh Size | Upper | 0 | 2 | 110 | 0 | 334 | 0 | 22 | 0 | 0 | 468 |
| | **Total** | **0** | **297** | **706** | **0** | **1,074** | **0** | **85** | **0** | **0** | **2,162** |
| Period 7 | Lower | 0 | 25 | 264 | 3 | 613 | 0 | 43 | 0 | 0 | 948 |
| 08-Jul | Middle | 0 | 53 | 158 | 5 | 798 | 3 | 10 | 6 | 0 | 1,033 |
| Unrestricted | **Alaska** | **0** | **78** | **422** | **8** | **1,411** | **3** | **53** | **6** | **0** | **1,981** |
| Mesh Size | Upper | 0 | 1 | 79 | 0 | 643 | 5 | 18 | 26 | 0 | 772 |
| | **Total** | **0** | **79** | **501** | **8** | **2,054** | **8** | **71** | **32** | **0** | **2,753** |

Appendix Table L.4. Yukon River District 2 chinook salmon commercial and subsistence catch by age, run of origin and fishery, 1992.

| Strata | Stock Group | 1.1 | 1.2 | 1.3 | 2.2 | 1.4 | 2.3 | 1.5 | 2.4 | 2.5 | Total |
|---|---|---|---|---|---|---|---|---|---|---|---|
| Unrestricted Mesh Size Season Total | Lower | 0 | 385 | 1,845 | 3 | 3,224 | 0 | 331 | 0 | 0 | 5,788 |
| | Middle | 0 | 397 | 998 | 5 | 7,926 | 11 | 165 | 19 | 0 | 9,521 |
| | **Alaska** | **0** | **782** | **2,843** | **8** | **11,150** | **11** | **496** | **19** | **0** | **15,309** |
| | Upper | 0 | 32 | 1,640 | 0 | 13,042 | 36 | 566 | 187 | 29 | 15,532 |
| | **Total** | **0** | **814** | **4,483** | **8** | **24,192** | **47** | **1,062** | **206** | **29** | **30,841** |
| Restricted Mesh Size Season Total | Lower | 0 | 287 | 968 | 0 | 1,243 | 0 | 69 | 0 | 0 | 2,567 |
| | Middle | 0 | 253 | 180 | 0 | 741 | 0 | 7 | 0 | 0 | 1,181 |
| | **Alaska** | **0** | **540** | **1,148** | **0** | **1,984** | **0** | **76** | **0** | **0** | **3,748** |
| | Upper | 0 | 19 | 689 | 0 | 2,577 | 0 | 58 | 0 | 0 | 3,343 |
| | **Total** | **0** | **559** | **1,837** | **0** | **4,561** | **0** | **134** | **0** | **0** | **7,091** |
| Commercial Season Total | Lower | 0 | 672 | 2,813 | 3 | 4,467 | 0 | 400 | 0 | 0 | 8,355 |
| | Middle | 0 | 650 | 1,178 | 5 | 8,667 | 11 | 172 | 19 | 0 | 10,702 |
| | **Alaska** | **0** | **1,322** | **3,991** | **8** | **13,134** | **11** | **572** | **19** | **0** | **19,057** |
| | Upper | 0 | 51 | 2,329 | 0 | 15,619 | 36 | 624 | 187 | 29 | 18,875 |
| | **Total** | **0** | **1,373** | **6,320** | **8** | **28,753** | **47** | **1,196** | **206** | **29** | **37,932** |
| Illegally Harvested Fish | Lower | 0 | 0 | 6 | 0 | 20 | 0 | 2 | 0 | 0 | 28 |
| | Middle | 0 | 2 | 7 | 0 | 52 | 0 | 1 | 0 | 0 | 62 |
| | **Alaska** | **0** | **2** | **13** | **0** | **72** | **0** | **3** | **0** | **0** | **90** |
| | Upper | 0 | 0 | 8 | 0 | 102 | 0 | 4 | 2 | 1 | 117 |
| | **Total** | **0** | **2** | **21** | **0** | **174** | **0** | **7** | **2** | **1** | **207** |
| Subsistence | Lower | 0 | 14 | 197 | 0 | 688 | 0 | 64 | 0 | 0 | 963 |
| | Middle | 0 | 59 | 233 | 0 | 1,774 | 0 | 31 | 6 | 0 | 2,103 |
| | **Alaska** | **0** | **73** | **430** | **0** | **2,462** | **0** | **95** | **6** | **0** | **3,066** |
| | Upper | 0 | 3 | 284 | 0 | 3,483 | 0 | 131 | 70 | 37 | 4,008 |
| | **Total** | **0** | **76** | **714** | **0** | **5,945** | **0** | **226** | **76** | **37** | **7,074** |
| Season Total | Lower | 0 | 686 | 3,016 | 3 | 5,175 | 0 | 466 | 0 | 0 | 9,346 |
| | Middle | 0 | 711 | 1,418 | 5 | 10,493 | 11 | 204 | 25 | 0 | 12,867 |
| | **Alaska** | **0** | **1,397** | **4,434** | **8** | **15,668** | **11** | **670** | **25** | **0** | **22,213** |
| | Upper | 0 | 54 | 2,621 | 0 | 19,204 | 36 | 759 | 259 | 67 | 23,000 |
| | **Total** | **0** | **1,451** | **7,055** | **8** | **34,872** | **47** | **1,429** | **284** | **67** | **45,213** |

Appendix Table L.5. Yukon River District 3 chinook salmon commercial and subsistence catch by age, run of origin and fishery, 1992.

| Strata | Stock Group | Age Group 1.1 | 1.2 | 1.3 | 2.2 | 1.4 | 2.3 | 1.5 | 2.4 | 2.5 | Total |
|---|---|---|---|---|---|---|---|---|---|---|---|
| Period 1 | Lower | 0 | 1 | 12 | 0 | 34 | 0 | 5 | 0 | 0 | 52 |
| 01-Jul | Middle | 0 | 9 | 40 | 0 | 243 | 0 | 7 | 0 | 0 | 299 |
| Unrestricted Mesh Size | **Alaska** | **0** | **10** | **52** | **0** | **277** | **0** | **12** | **0** | **0** | **351** |
| | Upper | 0 | 0 | 27 | 0 | 273 | 0 | 16 | 0 | 0 | 316 |
| | **Total** | **0** | **10** | **79** | **0** | **550** | **0** | **28** | **0** | **0** | **667** |
| Period 2 | Lower | 0 | 3 | 33 | 0 | 83 | 0 | 8 | 0 | 0 | 127 |
| 05-Jul | Middle | 0 | 13 | 50 | 0 | 291 | 0 | 7 | 1 | 0 | 362 |
| Unrestricted Mesh Size | **Alaska** | **0** | **16** | **83** | **0** | **374** | **0** | **15** | **1** | **0** | **489** |
| | Upper | 0 | 0 | 32 | 0 | 306 | 0 | 17 | 2 | 0 | 357 |
| | **Total** | **0** | **16** | **115** | **0** | **680** | **0** | **32** | **3** | **0** | **846** |
| Period 3 | Lower | 0 | 3 | 29 | 0 | 68 | 0 | 5 | 0 | 0 | 105 |
| 08-Jul | Middle | 0 | 6 | 18 | 1 | 89 | 0 | 1 | 1 | 0 | 116 |
| Unrestricted Mesh Size | **Alaska** | **0** | **9** | **47** | **1** | **157** | **0** | **6** | **1** | **0** | **221** |
| | Upper | 0 | 0 | 9 | 0 | 71 | 0 | 2 | 3 | 0 | 85 |
| | **Total** | **0** | **9** | **56** | **1** | **228** | **0** | **8** | **4** | **0** | **306** |
| Commercial Season Total | Lower | 0 | 7 | 74 | 0 | 185 | 0 | 18 | 0 | 0 | 284 |
| | Middle | 0 | 28 | 108 | 1 | 623 | 0 | 15 | 2 | 0 | 777 |
| | **Alaska** | **0** | **35** | **182** | **1** | **808** | **0** | **33** | **2** | **0** | **1,061** |
| | Upper | 0 | 0 | 68 | 0 | 650 | 0 | 35 | 5 | 0 | 758 |
| | **Total** | **0** | **35** | **250** | **1** | **1,458** | **0** | **68** | **7** | **0** | **1,819** |
| Subsistence Catch | Lower | 0 | 18 | 194 | 0 | 486 | 0 | 47 | 0 | 0 | 745 |
| | Middle | 0 | 74 | 283 | 3 | 1,635 | 0 | 39 | 5 | 0 | 2,039 |
| | **Alaska** | **0** | **92** | **477** | **3** | **2,121** | **0** | **86** | **5** | **0** | **2,784** |
| | Upper | 0 | 0 | 178 | 0 | 1,706 | 0 | 92 | 13 | 0 | 1,989 |
| | **Total** | **0** | **92** | **655** | **3** | **3,827** | **0** | **178** | **18** | **0** | **4,773** |
| Season Total | Lower | 0 | 25 | 268 | 0 | 671 | 0 | 65 | 0 | 0 | 1,029 |
| | Middle | 0 | 102 | 391 | 4 | 2,258 | 0 | 54 | 7 | 0 | 2,816 |
| | **Alaska** | **0** | **127** | **659** | **4** | **2,929** | **0** | **119** | **7** | **0** | **3,845** |
| | Upper | 0 | 0 | 246 | 0 | 2,356 | 0 | 127 | 18 | 0 | 2,747 |
| | **Total** | **0** | **127** | **905** | **4** | **5,285** | **0** | **246** | **25** | **0** | **6,592** |

Appendix Table L.6. Yukon River District 4 chinook salmon commercial and subsistence catch by age, run of origin and fishery, 1992.

| Strata | Stock Group | Age Group 1.1 | 1.2 | 1.3 | 2.2 | 1.4 | 2.3 | 1.5 | 2.4 | 2.5 | Total |
|---|---|---|---|---|---|---|---|---|---|---|---|
| Commercial Gillnet Season Total | Lower | 0 | 15 | 48 | 0 | 41 | 0 | 11 | 0 | 0 | 115 |
| | Middle | 0 | 60 | 69 | 0 | 137 | 0 | 10 | 0 | 0 | 276 |
| | **Alaska** | **0** | **75** | **117** | **0** | **178** | **0** | **21** | **0** | **0** | **391** |
| | Upper | 0 | 0 | 44 | 0 | 143 | 0 | 22 | 0 | 0 | 209 |
| | **Total** | **0** | **75** | **161** | **0** | **321** | **0** | **43** | **0** | **0** | **600** |
| Commercial Fishwheel Season Total | Lower | 9 | 139 | 231 | 0 | 35 | 0 | 4 | 0 | 0 | 418 |
| | Middle | 9 | 556 | 337 | 0 | 119 | 0 | 3 | 0 | 0 | 1,024 |
| | **Alaska** | **18** | **695** | **568** | **0** | **154** | **0** | **7** | **0** | **0** | **1,442** |
| | Upper | 9 | 0 | 212 | 0 | 124 | 0 | 7 | 0 | 0 | 352 |
| | **Total** | **27** | **695** | **780** | **0** | **278** | **0** | **14** | **0** | **0** | **1,794** |
| Commercial Season Total | Lower | 9 | 154 | 279 | 0 | 76 | 0 | 15 | 0 | 0 | 533 |
| | Middle | 9 | 616 | 406 | 0 | 256 | 0 | 13 | 0 | 0 | 1,300 |
| | **Alaska** | **18** | **770** | **685** | **0** | **332** | **0** | **28** | **0** | **0** | **1,833** |
| | Upper | 9 | 0 | 256 | 0 | 267 | 0 | 29 | 0 | 0 | 561 |
| | **Total** | **27** | **770** | **941** | **0** | **599** | **0** | **57** | **0** | **0** | **2,394** |
| Subsistence Season Total | Lower | 27 | 466 | 844 | 0 | 230 | 0 | 45 | 0 | 0 | 1,612 |
| | Middle | 27 | 1,863 | 1,228 | 0 | 774 | 0 | 39 | 0 | 0 | 3,931 |
| | **Alaska** | **54** | **2,329** | **2,072** | **0** | **1,004** | **0** | **84** | **0** | **0** | **5,543** |
| | Upper | 27 | 0 | 774 | 0 | 807 | 0 | 88 | 0 | 0 | 1,696 |
| | **Total** | **81** | **2,329** | **2,846** | **0** | **1,811** | **0** | **172** | **0** | **0** | **7,239** |
| Season Total | Lower | 36 | 620 | 1,123 | 0 | 306 | 0 | 60 | 0 | 0 | 2,145 |
| | Middle | 36 | 2,479 | 1,634 | 0 | 1,030 | 0 | 52 | 0 | 0 | 5,231 |
| | **Alaska** | **72** | **3,099** | **2,757** | **0** | **1,336** | **0** | **112** | **0** | **0** | **7,376** |
| | Upper | 36 | 0 | 1,030 | 0 | 1,074 | 0 | 117 | 0 | 0 | 2,257 |
| | **Total** | **108** | **3,099** | **3,787** | **0** | **2,410** | **0** | **229** | **0** | **0** | **9,633** |

Appendix Table L.7. Yukon River District 5 chinook salmon commercial and subsistence catch by age and fishery, 1992, with run of origin presumed to be Upper Run based on geographic location.

| Strata | Stock Group | Age Group 1.1 | 1.2 | 1.3 | 2.2 | 1.4 | 2.3 | 1.5 | 2.4 | 2.5 | Total |
|---|---|---|---|---|---|---|---|---|---|---|---|
| Commercial Gillnet | Upper | 0 | 78 | 419 | 0 | 1,257 | 0 | 13 | 0 | 0 | 1,767 |
| Commercial Fishwheel | Upper | 0 | 502 | 899 | 0 | 661 | 26 | 0 | 0 | 0 | 2,088 |
| Commercial Season Total | Upper | 0 | 580 | 1,318 | 0 | 1,918 | 26 | 13 | 0 | 0 | 3,855 |
| Subsistence | Upper | 0 | 2,656 | 6,035 | 0 | 8,783 | 119 | 60 | 0 | 0 | 17,653 |
| Season Total | Upper | 0 | 3,236 | 7,353 | 0 | 10,701 | 145 | 73 | 0 | 0 | 21,508 |

Appendix Table L.8. Yukon River District 6 chinook salmon commercial, subsistence and sport fish catch by age and fishery, 1992, with run of origin presumed to be Middle Run based on geographic location.

| Strata | Stock Group | Age Group 1.1 | 1.2 | 1.3 | 2.2 | 1.4 | 2.3 | 1.5 | 2.4 | 2.5 | Total |
|---|---|---|---|---|---|---|---|---|---|---|---|
| Commercial Fishwheel | Middle | 17 | 391 | 196 | 4 | 145 | 0 | 0 | 0 | 0 | 753 |
| Test Fishing | Middle | 1 | 17 | 8 | 0 | 6 | 0 | 0 | 0 | 0 | 32 |
| Sport Fish Catch | Middle | 6 | 150 | 102 | 1 | 167 | 1 | 3 | 1 | 0 | 431 |
| Subsistence | Middle | 85 | 1,945 | 975 | 20 | 721 | 0 | 0 | 0 | 0 | 3,746 |
| Season Total | Middle | 109 | 2,503 | 1,281 | 25 | 1,039 | 1 | 3 | 1 | 0 | 4,962 |

Appendix Table L.9. Yukon River Canadian chinook salmon commercial and non-commercial catch by age and fishery, 1992, with run of origin presumed to be Upper Run based on geographic location.

| Strata | Stock Group | Age Group 1.1 | 1.2 | 1.3 | 2.2 | 1.4 | 2.3 | 1.5 | 2.4 | 2.5 | Total |
|---|---|---|---|---|---|---|---|---|---|---|---|
| Commercial | Upper | 0 | 1636 | 3719 | 0 | 5412 | 73 | 37 | 0 | 0 | 10,877 |
| Non-Commercial | Upper | 0 | 1057 | 2402 | 0 | 3496 | 47 | 24 | 0 | 0 | 7,026 |
| Season Total | Upper | 0 | 2,693 | 6,121 | 0 | 8,908 | 120 | 61 | 0 | 0 | 17,903 |

Appendix Table L.10. Yukon River chinook salmon catch by age, run of origin and fishery, 1992.

| District | Fishery | Stock Group | Age Group 1.1 | 1.2 | 1.3 | 2.2 | 1.4 | 2.3 | 1.5 | 2.4 | 2.5 | Total |
|---|---|---|---|---|---|---|---|---|---|---|---|---|
| 1 | Commercial [a] | Lower | 0 | 1,384 | 4,361 | 0 | 10,182 | 1 | 1,016 | 0 | 2 | 16,946 |
| | | Middle | 0 | 1,268 | 1,395 | 0 | 11,247 | 21 | 235 | 17 | 2 | 14,185 |
| | | **Alaska** | **0** | **2,652** | **5,756** | **0** | **21,429** | **22** | **1,251** | **17** | **4** | **31,131** |
| | | Upper | 0 | 242 | 5,856 | 0 | 36,292 | 76 | 1,315 | 228 | 2 | 44,011 |
| | | **Total** | **0** | **2,894** | **11,612** | **0** | **57,721** | **98** | **2,566** | **245** | **6** | **75,142** |
| | Subsistence | Lower | 0 | 36 | 197 | 0 | 584 | 0 | 47 | 0 | 0 | 864 |
| | | Middle | 0 | 47 | 72 | 0 | 413 | 0 | 6 | 1 | 0 | 539 |
| | | **Alaska** | **0** | **83** | **269** | **0** | **997** | **0** | **53** | **1** | **0** | **1,403** |
| | | Upper | 0 | 5 | 300 | 0 | 3,297 | 0 | 107 | 29 | 0 | 3,738 |
| | | **Total** | **0** | **88** | **569** | **0** | **4,294** | **0** | **160** | **30** | **0** | **5,141** |
| 2 | Commercial [b] | Lower | 0 | 672 | 2,819 | 3 | 4,487 | 0 | 402 | 0 | 0 | 8,383 |
| | | Middle | 0 | 652 | 1,185 | 5 | 8,719 | 11 | 173 | 19 | 0 | 10,764 |
| | | **Alaska** | **0** | **1,324** | **4,004** | **8** | **13,206** | **11** | **575** | **19** | **0** | **19,147** |
| | | Upper | 0 | 51 | 2,337 | 0 | 15,721 | 36 | 628 | 189 | 30 | 18,992 |
| | | **Total** | **0** | **1,375** | **6,341** | **8** | **28,927** | **47** | **1,203** | **208** | **30** | **38,139** |
| | Subsistence | Lower | 0 | 14 | 197 | 0 | 688 | 0 | 64 | 0 | 0 | 963 |
| | | Middle | 0 | 59 | 233 | 0 | 1,774 | 0 | 31 | 6 | 0 | 2,103 |
| | | **Alaska** | **0** | **73** | **430** | **0** | **2,462** | **0** | **95** | **6** | **0** | **3,066** |
| | | Upper | 0 | 3 | 284 | 0 | 3,483 | 0 | 131 | 70 | 37 | 4,008 |
| | | **Total** | **0** | **76** | **714** | **0** | **5,945** | **0** | **226** | **76** | **37** | **7,074** |
| 3 | Commercial | Lower | 0 | 7 | 74 | 0 | 185 | 0 | 18 | 0 | 0 | 284 |
| | | Middle | 0 | 28 | 108 | 1 | 623 | 0 | 15 | 2 | 0 | 777 |
| | | **Alaska** | **0** | **35** | **182** | **1** | **808** | **0** | **33** | **2** | **0** | **1,061** |
| | | Upper | 0 | 0 | 68 | 0 | 650 | 0 | 35 | 5 | 0 | 758 |
| | | **Total** | **0** | **35** | **250** | **1** | **1,458** | **0** | **68** | **7** | **0** | **1,819** |
| | Subsistence | Lower | 0 | 18 | 194 | 0 | 486 | 0 | 47 | 0 | 0 | 745 |
| | | Middle | 0 | 74 | 283 | 3 | 1,635 | 0 | 39 | 5 | 0 | 2,039 |
| | | **Alaska** | **0** | **92** | **477** | **3** | **2,121** | **0** | **86** | **5** | **0** | **2,784** |
| | | Upper | 0 | 0 | 178 | 0 | 1,706 | 0 | 92 | 13 | 0 | 1,989 |
| | | **Total** | **0** | **92** | **655** | **3** | **3,827** | **0** | **178** | **18** | **0** | **4,773** |
| 4 | Commercial | Lower | 9 | 154 | 279 | 0 | 76 | 0 | 15 | 0 | 0 | 533 |
| | | Middle | 9 | 616 | 406 | 0 | 256 | 0 | 13 | 0 | 0 | 1,300 |
| | | **Alaska** | **18** | **770** | **685** | **0** | **332** | **0** | **28** | **0** | **0** | **1,833** |
| | | Upper | 9 | 0 | 256 | 0 | 267 | 0 | 29 | 0 | 0 | 561 |
| | | **Total** | **27** | **770** | **941** | **0** | **599** | **0** | **57** | **0** | **0** | **2,394** |
| | Subsistence | Lower | 27 | 466 | 844 | 0 | 230 | 0 | 45 | 0 | 0 | 1,612 |
| | | Middle | 27 | 1,863 | 1,228 | 0 | 774 | 0 | 39 | 0 | 0 | 3,931 |
| | | **Alaska** | **54** | **2,329** | **2,072** | **0** | **1,004** | **0** | **84** | **0** | **0** | **5,543** |
| | | Upper | 27 | 0 | 774 | 0 | 807 | 0 | 88 | 0 | 0 | 1,696 |
| | | **Total** | **81** | **2,329** | **2,846** | **0** | **1,811** | **0** | **172** | **0** | **0** | **7,239** |
| 5 | Commercial | Upper | 0 | 580 | 1,318 | 0 | 1,918 | 26 | 13 | 0 | 0 | 3,855 |
| | Subsistence | Upper | 0 | 2,656 | 6,035 | 0 | 8,783 | 119 | 60 | 0 | 0 | 17,653 |
| 6 | Commercial | Middle | 18 | 408 | 204 | 4 | 151 | 0 | 0 | 0 | 0 | 785 |
| | Sport Fish | Middle | 6 | 150 | 102 | 1 | 167 | 1 | 3 | 1 | 0 | 431 |
| | Subsistence | Middle | 85 | 1,945 | 975 | 20 | 721 | 0 | 0 | 0 | 0 | 3,746 |
| **Alaska Total** | | Lower | 36 | 2,751 | 8,965 | 3 | 16,918 | 1 | 1,654 | 0 | 2 | 30,330 |
| | | Middle | 145 | 7,110 | 6,191 | 34 | 26,480 | 33 | 554 | 51 | 2 | 40,600 |
| | | **Alaska** | **181** | **9,861** | **15,156** | **37** | **43,398** | **34** | **2,208** | **51** | **4** | **70,930** |
| | | Upper | 36 | 3,537 | 17,406 | 0 | 72,924 | 257 | 2,498 | 534 | 69 | 97,261 |
| | | **Total** | **217** | **13,398** | **32,562** | **37** | **116,322** | **291** | **4,706** | **585** | **73** | **168,191** |
| **Canada Total** | Commercial | Upper | 0 | 1,636 | 3,719 | 0 | 5,412 | 73 | 37 | 0 | 0 | 10,877 |
| | Non-Commercial | Upper | 0 | 1,057 | 2,402 | 0 | 3,496 | 47 | 24 | 0 | 0 | 7,026 |
| | | **Total** | **0** | **2,693** | **6,121** | **0** | **8,908** | **120** | **61** | **0** | **0** | **17,903** |
| **Total Harvest** | | Lower | 36 | 2,751 | 8,965 | 3 | 16,918 | 1 | 1,654 | 0 | 2 | 30,330 |
| | | Middle | 145 | 7,110 | 6,191 | 34 | 26,480 | 33 | 554 | 51 | 2 | 40,600 |
| | | **Alaska** | **181** | **9,861** | **15,156** | **37** | **43,398** | **34** | **2,208** | **51** | **4** | **70,930** |
| | | Upper | 36 | 6,230 | 23,527 | 0 | 81,832 | 377 | 2,559 | 534 | 69 | 115,164 |
| | | **Total** | **217** | **16,091** | **38,683** | **37** | **125,230** | **411** | **4,767** | **585** | **73** | **186,094** |

[a] Includes a test fish catch of 930 and illegal harvests of 1,218 chinook salmon.

[b] Includes illegal harvests of 207 chinook salmon.

Appendix Table L.11. Yukon River chinook salmon catch proportions by age, run of origin and fishery, 1992.

| District | Fishery | Stock Group | Age Group 1.1 | 1.2 | 1.3 | 2.2 | 1.4 | 2.3 | 1.5 | 2.4 | 2.5 | Total |
|---|---|---|---|---|---|---|---|---|---|---|---|---|
| 1 | Commercial | Lower | 0.000 | 0.018 | 0.058 | 0.000 | 0.136 | 0.000 | 0.014 | 0.000 | 0.000 | 0.226 |
| | | Middle | 0.000 | 0.017 | 0.019 | 0.000 | 0.150 | 0.000 | 0.003 | 0.000 | 0.000 | 0.189 |
| | | **Alaska** | **0.000** | **0.035** | **0.077** | **0.000** | **0.285** | **0.000** | **0.017** | **0.000** | **0.000** | **0.414** |
| | | Upper | 0.000 | 0.003 | 0.078 | 0.000 | 0.483 | 0.001 | 0.018 | 0.003 | 0.000 | 0.586 |
| | | **Total** | **0.000** | **0.039** | **0.155** | **0.000** | **0.768** | **0.001** | **0.034** | **0.003** | **0.000** | **1.000** |
| | Subsistence | Lower | 0.000 | 0.007 | 0.038 | 0.000 | 0.114 | 0.000 | 0.009 | 0.000 | 0.000 | 0.168 |
| | | Middle | 0.000 | 0.009 | 0.014 | 0.000 | 0.080 | 0.000 | 0.001 | 0.000 | 0.000 | 0.105 |
| | | **Alaska** | **0.000** | **0.016** | **0.052** | **0.000** | **0.194** | **0.000** | **0.010** | **0.000** | **0.000** | **0.273** |
| | | Upper | 0.000 | 0.001 | 0.058 | 0.000 | 0.641 | 0.000 | 0.021 | 0.006 | 0.000 | 0.727 |
| | | **Total** | **0.000** | **0.017** | **0.111** | **0.000** | **0.835** | **0.000** | **0.031** | **0.006** | **0.000** | **1.000** |
| 2 | Commercial | Lower | 0.000 | 0.018 | 0.074 | 0.000 | 0.118 | 0.000 | 0.011 | 0.000 | 0.000 | 0.220 |
| | | Middle | 0.000 | 0.017 | 0.031 | 0.000 | 0.229 | 0.000 | 0.005 | 0.000 | 0.000 | 0.282 |
| | | **Alaska** | **0.000** | **0.035** | **0.105** | **0.000** | **0.346** | **0.000** | **0.015** | **0.000** | **0.000** | **0.502** |
| | | Upper | 0.000 | 0.001 | 0.061 | 0.000 | 0.412 | 0.001 | 0.016 | 0.005 | 0.001 | 0.498 |
| | | **Total** | **0.000** | **0.036** | **0.166** | **0.000** | **0.758** | **0.001** | **0.032** | **0.005** | **0.001** | **1.000** |
| | Subsistence | Lower | 0.000 | 0.002 | 0.028 | 0.000 | 0.097 | 0.000 | 0.009 | 0.000 | 0.000 | 0.136 |
| | | Middle | 0.000 | 0.008 | 0.033 | 0.000 | 0.251 | 0.000 | 0.004 | 0.001 | 0.000 | 0.297 |
| | | **Alaska** | **0.000** | **0.010** | **0.061** | **0.000** | **0.348** | **0.000** | **0.013** | **0.001** | **0.000** | **0.433** |
| | | Upper | 0.000 | 0.000 | 0.040 | 0.000 | 0.492 | 0.000 | 0.019 | 0.010 | 0.005 | 0.567 |
| | | **Total** | **0.000** | **0.011** | **0.101** | **0.000** | **0.840** | **0.000** | **0.032** | **0.011** | **0.005** | **1.000** |
| 3 | Commercial | Lower | 0.000 | 0.004 | 0.041 | 0.000 | 0.102 | 0.000 | 0.010 | 0.000 | 0.000 | 0.156 |
| | | Middle | 0.000 | 0.015 | 0.059 | 0.001 | 0.342 | 0.000 | 0.008 | 0.001 | 0.000 | 0.427 |
| | | **Alaska** | **0.000** | **0.019** | **0.100** | **0.001** | **0.444** | **0.000** | **0.018** | **0.001** | **0.000** | **0.583** |
| | | Upper | 0.000 | 0.000 | 0.037 | 0.000 | 0.357 | 0.000 | 0.019 | 0.003 | 0.000 | 0.417 |
| | | **Total** | **0.000** | **0.019** | **0.137** | **0.001** | **0.802** | **0.000** | **0.037** | **0.004** | **0.000** | **1.000** |
| | Subsistence | Lower | 0.000 | 0.004 | 0.041 | 0.000 | 0.102 | 0.000 | 0.010 | 0.000 | 0.000 | 0.156 |
| | | Middle | 0.000 | 0.016 | 0.059 | 0.001 | 0.343 | 0.000 | 0.008 | 0.001 | 0.000 | 0.427 |
| | | **Alaska** | **0.000** | **0.019** | **0.100** | **0.001** | **0.444** | **0.000** | **0.018** | **0.001** | **0.000** | **0.583** |
| | | Upper | 0.000 | 0.000 | 0.037 | 0.000 | 0.357 | 0.000 | 0.019 | 0.003 | 0.000 | 0.417 |
| | | **Total** | **0.000** | **0.019** | **0.137** | **0.001** | **0.802** | **0.000** | **0.037** | **0.004** | **0.000** | **1.000** |
| 4 | Commercial | Lower | 0.004 | 0.064 | 0.117 | 0.000 | 0.032 | 0.000 | 0.006 | 0.000 | 0.000 | 0.223 |
| | | Middle | 0.004 | 0.257 | 0.170 | 0.000 | 0.107 | 0.000 | 0.005 | 0.000 | 0.000 | 0.543 |
| | | **Alaska** | **0.008** | **0.322** | **0.286** | **0.000** | **0.139** | **0.000** | **0.012** | **0.000** | **0.000** | **0.766** |
| | | Upper | 0.004 | 0.000 | 0.107 | 0.000 | 0.112 | 0.000 | 0.012 | 0.000 | 0.000 | 0.234 |
| | | **Total** | **0.011** | **0.322** | **0.393** | **0.000** | **0.250** | **0.000** | **0.024** | **0.000** | **0.000** | **1.000** |
| | Subsistence | Lower | 0.004 | 0.064 | 0.117 | 0.000 | 0.032 | 0.000 | 0.006 | 0.000 | 0.000 | 0.223 |
| | | Middle | 0.004 | 0.257 | 0.170 | 0.000 | 0.107 | 0.000 | 0.005 | 0.000 | 0.000 | 0.543 |
| | | **Alaska** | **0.007** | **0.322** | **0.286** | **0.000** | **0.139** | **0.000** | **0.012** | **0.000** | **0.000** | **0.766** |
| | | Upper | 0.004 | 0.000 | 0.107 | 0.000 | 0.111 | 0.000 | 0.012 | 0.000 | 0.000 | 0.234 |
| | | **Total** | **0.011** | **0.322** | **0.393** | **0.000** | **0.250** | **0.000** | **0.024** | **0.000** | **0.000** | **1.000** |
| 5 | Commercial | Upper | 0.000 | 0.150 | 0.342 | 0.000 | 0.498 | 0.007 | 0.003 | 0.000 | 0.000 | 1.000 |
| | Subsistence | Upper | 0.000 | 0.150 | 0.342 | 0.000 | 0.498 | 0.007 | 0.003 | 0.000 | 0.000 | 1.000 |
| 6 | Commercial | Middle | 0.023 | 0.520 | 0.260 | 0.005 | 0.192 | 0.000 | 0.000 | 0.000 | 0.000 | 1.000 |
| | Sport Fish | Middle | 0.014 | 0.348 | 0.237 | 0.002 | 0.387 | 0.002 | 0.007 | 0.002 | 0.000 | 1.000 |
| | Subsistence | Middle | 0.023 | 0.519 | 0.260 | 0.005 | 0.192 | 0.000 | 0.000 | 0.000 | 0.000 | 1.000 |
| **Alaska Total** | | Lower | 0.000 | 0.016 | 0.053 | 0.000 | 0.101 | 0.000 | 0.010 | 0.000 | 0.000 | 0.180 |
| | | Middle | 0.001 | 0.042 | 0.037 | 0.000 | 0.157 | 0.000 | 0.003 | 0.000 | 0.000 | 0.241 |
| | | **Alaska** | **0.001** | **0.059** | **0.090** | **0.000** | **0.258** | **0.000** | **0.013** | **0.000** | **0.000** | **0.422** |
| | | Upper | 0.000 | 0.021 | 0.103 | 0.000 | 0.434 | 0.002 | 0.015 | 0.003 | 0.000 | 0.578 |
| | | **Total** | **0.001** | **0.080** | **0.194** | **0.000** | **0.692** | **0.002** | **0.028** | **0.003** | **0.000** | **1.000** |
| **Canada Total** | Commercial | Upper | 0.000 | 0.150 | 0.342 | 0.000 | 0.498 | 0.007 | 0.003 | 0.000 | 0.000 | 1.000 |
| | Non-Commercial | Upper | 0.000 | 0.150 | 0.342 | 0.000 | 0.498 | 0.007 | 0.003 | 0.000 | 0.000 | 1.000 |
| | | **Total** | **0.000** | **0.150** | **0.342** | **0.000** | **0.498** | **0.007** | **0.003** | **0.000** | **0.000** | **1.000** |
| **Total Harvest** | | Lower | 0.000 | 0.015 | 0.048 | 0.000 | 0.091 | 0.000 | 0.009 | 0.000 | 0.000 | 0.163 |
| | | Middle | 0.001 | 0.038 | 0.033 | 0.000 | 0.142 | 0.000 | 0.003 | 0.000 | 0.000 | 0.218 |
| | | **Alaska** | **0.001** | **0.053** | **0.081** | **0.000** | **0.233** | **0.000** | **0.012** | **0.000** | **0.000** | **0.381** |
| | | Upper | 0.000 | 0.033 | 0.126 | 0.000 | 0.440 | 0.002 | 0.014 | 0.003 | 0.000 | 0.619 |
| | | **Total** | **0.001** | **0.086** | **0.208** | **0.000** | **0.673** | **0.002** | **0.026** | **0.003** | **0.000** | **1.000** |

Appendix Table M.1. Yukon River District 1 chinook salmon commercial catch by age, run of origin and period, 1993.

| Strata | Stock Group | Age Group 1.1 | 1.2 | 1.3 | 2.2 | 1.4 | 2.3 | 1.5 | 2.4 | 2.5 | Total |
|---|---|---|---|---|---|---|---|---|---|---|---|
| Period 1 | Lower | 0 | 66 | 250 | 0 | 1,476 | 0 | 84 | 0 | 0 | 1,876 |
| 14-Jun | Middle | 0 | 481 | 1,125 | 0 | 1,244 | 10 | 51 | 0 | 0 | 2,911 |
| Unrestricted Mesh Size | **Alaska** | **0** | **547** | **1,375** | **0** | **2,720** | **10** | **135** | **0** | **0** | **4,787** |
| | Upper | 0 | 44 | 1,117 | 0 | 2,451 | 21 | 644 | 62 | 0 | 4,339 |
| | **Total** | **0** | **591** | **2,492** | **0** | **5,171** | **31** | **779** | **62** | **0** | **9,126** |
| Period 2 | Lower | 0 | 82 | 597 | 0 | 6,477 | 0 | 356 | 0 | 0 | 7,512 |
| 17-Jun | Middle | 0 | 482 | 2,164 | 0 | 2,166 | 31 | 86 | 0 | 0 | 4,929 |
| Unrestricted Mesh Size | **Alaska** | **0** | **564** | **2,761** | **0** | **8,643** | **31** | **442** | **0** | **0** | **12,441** |
| | Upper | 0 | 42 | 2,018 | 0 | 6,435 | 103 | 1,644 | 337 | 0 | 10,579 |
| | **Total** | **0** | **606** | **4,779** | **0** | **15,078** | **134** | **2,086** | **337** | **0** | **23,020** |
| Period 3 | Lower | 0 | 27 | 190 | 0 | 3,599 | 0 | 210 | 0 | 0 | 4,026 |
| 21-Jun | Middle | 0 | 326 | 1,441 | 0 | 1,653 | 14 | 70 | 0 | 0 | 3,504 |
| Unrestricted Mesh Size | **Alaska** | **0** | **353** | **1,631** | **0** | **5,252** | **14** | **280** | **0** | **0** | **7,530** |
| | Upper | 0 | 3 | 149 | 0 | 2,066 | 19 | 562 | 97 | 0 | 2,896 |
| | **Total** | **0** | **356** | **1,780** | **0** | **7,318** | **33** | **842** | **97** | **0** | **10,426** |
| Period 4 | Lower | 0 | 386 | 274 | 0 | 441 | 0 | 27 | 0 | 0 | 1,128 |
| 24-Jun | Middle | 0 | 181 | 79 | 0 | 152 | 0 | 7 | 0 | 0 | 419 |
| Restricted Mesh Size | **Alaska** | **0** | **567** | **353** | **0** | **593** | **0** | **34** | **0** | **0** | **1,547** |
| | Upper | 0 | 42 | 200 | 0 | 322 | 0 | 91 | 0 | 0 | 655 |
| | **Total** | **0** | **609** | **553** | **0** | **915** | **0** | **125** | **0** | **0** | **2,202** |
| Period 5 | Lower | 0 | 110 | 170 | 0 | 780 | 0 | 28 | 0 | 3 | 1,091 |
| 28-Jun | Middle | 0 | 156 | 148 | 0 | 496 | 0 | 13 | 0 | 3 | 816 |
| Unrestricted Mesh Size | **Alaska** | **0** | **266** | **318** | **0** | **1,276** | **0** | **41** | **0** | **6** | **1,907** |
| | Upper | 0 | 18 | 187 | 0 | 691 | 0 | 117 | 0 | 3 | 1,016 |
| | **Total** | **0** | **284** | **505** | **0** | **1,967** | **0** | **158** | **0** | **9** | **2,923** |
| Period 6 | Lower | 0 | 148 | 221 | 0 | 400 | 0 | 23 | 0 | 0 | 792 |
| 01-Jul | Middle | 0 | 125 | 115 | 0 | 237 | 0 | 10 | 0 | 0 | 487 |
| Unrestricted Mesh Size | **Alaska** | **0** | **273** | **336** | **0** | **637** | **0** | **33** | **0** | **0** | **1,279** |
| | Upper | 0 | 7 | 68 | 0 | 181 | 0 | 49 | 5 | 0 | 310 |
| | **Total** | **0** | **280** | **404** | **0** | **818** | **0** | **82** | **5** | **0** | **1,589** |

Appendix Table M.2. Yukon River District 1 chinook salmon commercial, subsistence and test fish catch by age, run of origin and fishery, 1993.

| Strata | Stock Group | Age Group 1.1 | 1.2 | 1.3 | 2.2 | 1.4 | 2.3 | 1.5 | 2.4 | 2.5 | Total |
|---|---|---|---|---|---|---|---|---|---|---|---|
| Unrestricted Mesh Size Season Total | Lower | 0 | 433 | 1,428 | 0 | 12,732 | 0 | 701 | 0 | 3 | 15,297 |
| | Middle | 0 | 1,570 | 4,993 | 0 | 5,796 | 55 | 230 | 0 | 3 | 12,647 |
| | **Alaska** | **0** | **2,003** | **6,421** | **0** | **18,528** | **55** | **931** | **0** | **6** | **27,944** |
| | Upper | 0 | 114 | 3,539 | 0 | 11,824 | 143 | 3,016 | 501 | 3 | 19,140 |
| | **Total** | **0** | **2,117** | **9,960** | **0** | **30,352** | **198** | **3,947** | **501** | **9** | **47,084** |
| Restricted Mesh Size Season Total | Lower | 0 | 386 | 274 | 0 | 441 | 0 | 27 | 0 | 0 | 1,128 |
| | Middle | 0 | 181 | 79 | 0 | 152 | 0 | 7 | 0 | 0 | 419 |
| | **Alaska** | **0** | **567** | **353** | **0** | **593** | **0** | **34** | **0** | **0** | **1,547** |
| | Upper | 0 | 42 | 200 | 0 | 322 | 0 | 91 | 0 | 0 | 655 |
| | **Total** | **0** | **609** | **553** | **0** | **915** | **0** | **125** | **0** | **0** | **2,202** |
| Commercial Season Total | Lower | 0 | 819 | 1,702 | 0 | 13,173 | 0 | 728 | 0 | 3 | 16,425 |
| | Middle | 0 | 1,751 | 5,072 | 0 | 5,948 | 55 | 237 | 0 | 3 | 13,066 |
| | **Alaska** | **0** | **2,570** | **6,774** | **0** | **19,121** | **55** | **965** | **0** | **6** | **29,491** |
| | Upper | 0 | 156 | 3,739 | 0 | 12,146 | 143 | 3,107 | 501 | 3 | 19,795 |
| | **Total** | **0** | **2,726** | **10,513** | **0** | **31,267** | **198** | **4,072** | **501** | **9** | **49,286** |
| Test Fish Catch | Lower | 0 | 1 | 37 | 0 | 255 | 0 | 13 | 0 | 1 | 307 |
| | Middle | 0 | 10 | 165 | 0 | 215 | 1 | 8 | 0 | 1 | 400 |
| | **Alaska** | **0** | **11** | **202** | **0** | **470** | **1** | **21** | **0** | **2** | **707** |
| | Upper | 0 | 1 | 163 | 0 | 424 | 2 | 98 | 12 | 1 | 701 |
| | **Total** | **0** | **12** | **365** | **0** | **894** | **3** | **119** | **12** | **3** | **1,408** |
| Subsistence | Lower | 0 | 7 | 274 | 0 | 1,888 | 0 | 96 | 0 | 7 | 2,272 |
| | Middle | 0 | 74 | 1,222 | 0 | 1,592 | 7 | 59 | 0 | 7 | 2,961 |
| | **Alaska** | **0** | **81** | **1,496** | **0** | **3,480** | **7** | **155** | **0** | **14** | **5,233** |
| | Upper | 0 | 7 | 1,207 | 0 | 3,139 | 15 | 726 | 89 | 7 | 5,190 |
| | **Total** | **0** | **88** | **2,703** | **0** | **6,619** | **22** | **881** | **89** | **21** | **10,423** |
| Season Total | Lower | 0 | 827 | 2,013 | 0 | 15,316 | 0 | 837 | 0 | 11 | 19,004 |
| | Middle | 0 | 1,835 | 6,459 | 0 | 7,755 | 63 | 304 | 0 | 11 | 16,427 |
| | **Alaska** | **0** | **2,662** | **8,472** | **0** | **23,071** | **63** | **1,141** | **0** | **22** | **35,431** |
| | Upper | 0 | 164 | 5,109 | 0 | 15,709 | 160 | 3,931 | 602 | 11 | 25,686 |
| | **Total** | **0** | **2,826** | **13,581** | **0** | **38,780** | **223** | **5,072** | **602** | **33** | **61,117** |

Appendix Table M.3. Yukon River District 2 chinook salmon commercial catch by age, run of origin and period, 1993.

| Strata | Stock Group | Age Group 1.1 | 1.2 | 1.3 | 2.2 | 1.4 | 2.3 | 1.5 | 2.4 | 2.5 | Total |
|---|---|---|---|---|---|---|---|---|---|---|---|
| Period 1 | Lower | 0 | 249 | 716 | 0 | 2,352 | 0 | 195 | 0 | 0 | 3,317 |
| 16-Jun | Middle | 0 | 351 | 623 | 0 | 816 | 14 | 49 | 0 | 0 | 1,790 |
| Unrestricted | **Alaska** | **0** | **600** | **1,339** | **0** | **3,168** | **14** | **244** | **0** | **0** | **5,107** |
| Mesh Size | Upper | 0 | 108 | 2,050 | 0 | 1,990 | 37 | 767 | 253 | 0 | 4,148 |
| | **Total** | **0** | **708** | **3,389** | **0** | **5,158** | **51** | **1,011** | **253** | **0** | **9,255** |
| Period 2 | Lower | 0 | 152 | 619 | 0 | 2,432 | 0 | 60 | 0 | 0 | 3,203 |
| 20-Jun | Middle | 0 | 417 | 1,048 | 0 | 2,649 | 15 | 47 | 0 | 0 | 4,114 |
| Unrestricted | **Alaska** | **0** | **569** | **1,667** | **0** | **5,081** | **15** | **107** | **0** | **0** | **7,317** |
| Mesh Size | Upper | 0 | 44 | 1,180 | 0 | 4,819 | 29 | 550 | 44 | 0 | 6,043 |
| | **Total** | **0** | **613** | **2,847** | **0** | **9,900** | **44** | **657** | **44** | **0** | **13,360** |
| Period 3 | Lower | 5 | 72 | 312 | 0 | 1,869 | 0 | 144 | 0 | 0 | 2,258 |
| 25-Jun | Middle | 14 | 118 | 314 | 0 | 1,012 | 8 | 56 | 0 | 0 | 1,458 |
| Unrestricted | **Alaska** | **19** | **190** | **626** | **0** | **2,881** | **8** | **200** | **0** | **0** | **3,716** |
| Mesh Size | Upper | 5 | 23 | 652 | 0 | 1,615 | 15 | 580 | 24 | 0 | 2,295 |
| | **Total** | **24** | **213** | **1,278** | **0** | **4,496** | **23** | **780** | **24** | **0** | **6,011** |
| Period 4 | Lower | 0 | 65 | 218 | 0 | 1,164 | 0 | 69 | 0 | 0 | 1,447 |
| 27-Jun | Middle | 0 | 60 | 123 | 0 | 69 | 1 | 3 | 0 | 0 | 252 |
| Unrestricted | **Alaska** | **0** | **125** | **341** | **0** | **1,233** | **1** | **72** | **0** | **0** | **1,699** |
| Mesh Size | Upper | 0 | 9 | 194 | 0 | 891 | 16 | 246 | 33 | 0 | 1,094 |
| | **Total** | **0** | **134** | **535** | **0** | **2,124** | **17** | **318** | **33** | **0** | **2,793** |
| Period 5 | Lower | 0 | 70 | 72 | 0 | 528 | 0 | 37 | 0 | 4 | 670 |
| 30-Jun | Middle | 0 | 187 | 119 | 0 | 509 | 12 | 26 | 0 | 4 | 815 |
| Unrestricted | **Alaska** | **0** | **257** | **191** | **0** | **1,037** | **12** | **63** | **0** | **8** | **1,485** |
| Mesh Size | Upper | 0 | 43 | 291 | 0 | 527 | 14 | 172 | 0 | 4 | 861 |
| | **Total** | **0** | **300** | **482** | **0** | **1,564** | **26** | **235** | **0** | **12** | **2,346** |

Appendix Table M.4. Yukon River District 2 chinook salmon commercial, subsistence and test fish catch by age, run of origin and fishery, 1993.

| Strata | Stock Group | Age Group 1.1 | 1.2 | 1.3 | 2.2 | 1.4 | 2.3 | 1.5 | 2.4 | 2.5 | Total |
|---|---|---|---|---|---|---|---|---|---|---|---|
| Unrestricted Mesh Size Season Total | Lower | 5 | 608 | 1,937 | 0 | 8,345 | 0 | 505 | 0 | 4 | 11,404 |
| | Middle | 14 | 1,133 | 2,227 | 0 | 5,055 | 50 | 181 | 0 | 4 | 8,664 |
| | **Alaska** | **19** | **1,741** | **4,164** | **0** | **13,400** | **50** | **686** | **0** | **8** | **20,068** |
| | Upper | 5 | 227 | 4,367 | 0 | 9,842 | 111 | 2,315 | 354 | 4 | 17,225 |
| | **Total** | **24** | **1,968** | **8,531** | **0** | **23,242** | **161** | **3,001** | **354** | **12** | **37,293** |
| Commercial Season Total | Lower | 5 | 608 | 1,937 | 0 | 8,345 | 0 | 505 | 0 | 4 | 11,404 |
| | Middle | 14 | 1,133 | 2,227 | 0 | 5,055 | 50 | 181 | 0 | 4 | 8,664 |
| | **Alaska** | **19** | **1,741** | **4,164** | **0** | **13,400** | **50** | **686** | **0** | **8** | **20,068** |
| | Upper | 5 | 227 | 4,367 | 0 | 9,842 | 111 | 2,315 | 354 | 4 | 17,225 |
| | **Total** | **24** | **1,968** | **8,531** | **0** | **23,242** | **161** | **3,001** | **354** | **12** | **37,293** |
| Test Fish Catch | Lower | 0 | 0 | 4 | 0 | 30 | 0 | 2 | 0 | 0 | 36 |
| | Middle | 0 | 1 | 19 | 0 | 25 | 0 | 1 | 0 | 0 | 46 |
| | **Alaska** | **0** | **1** | **23** | **0** | **55** | **0** | **3** | **0** | **0** | **82** |
| | Upper | 0 | 0 | 19 | 0 | 49 | 0 | 12 | 2 | 0 | 82 |
| | **Total** | **0** | **1** | **42** | **0** | **104** | **0** | **15** | **2** | **0** | **164** |
| Subsistence Catch | Lower | 0 | 8 | 303 | 0 | 2,086 | 0 | 106 | 0 | 8 | 2,511 |
| | Middle | 0 | 82 | 1,350 | 0 | 1,759 | 8 | 65 | 0 | 8 | 3,272 |
| | **Alaska** | **0** | **90** | **1,653** | **0** | **3,845** | **8** | **171** | **0** | **16** | **5,783** |
| | Upper | 0 | 8 | 1,333 | 0 | 3,468 | 16 | 802 | 98 | 8 | 5,733 |
| | **Total** | **0** | **98** | **2,986** | **0** | **7,313** | **24** | **973** | **98** | **24** | **11,516** |
| Season Total | Lower | 5 | 616 | 2,244 | 0 | 10,461 | 0 | 613 | 0 | 12 | 13,951 |
| | Middle | 14 | 1,216 | 3,596 | 0 | 6,839 | 58 | 247 | 0 | 12 | 11,982 |
| | **Alaska** | **19** | **1,832** | **5,840** | **0** | **17,300** | **58** | **860** | **0** | **24** | **25,933** |
| | Upper | 5 | 235 | 5,719 | 0 | 13,359 | 127 | 3,129 | 454 | 12 | 23,040 |
| | **Total** | **24** | **2,067** | **11,559** | **0** | **30,659** | **185** | **3,989** | **454** | **36** | **48,973** |

Appendix Table M.5. Yukon River District 3 chinook salmon commercial and subsistence catch by age, run of origin and fishery, 1993.

| Strata | Stock Group | Age Group 1.1 | 1.2 | 1.3 | 2.2 | 1.4 | 2.3 | 1.5 | 2.4 | 2.5 | Total |
|---|---|---|---|---|---|---|---|---|---|---|---|
| Period 1 | Lower | 0 | 2 | 8 | 0 | 33 | 0 | 1 | 0 | 0 | 44 |
| 20-Jun | Middle | 0 | 6 | 14 | 0 | 36 | 0 | 1 | 0 | 0 | 57 |
| Unrestricted Mesh Size | **Alaska** | **0** | **8** | **22** | **0** | **69** | **0** | **2** | **0** | **0** | **101** |
| | Upper | 0 | 1 | 16 | 0 | 65 | 0 | 7 | 1 | 0 | 90 |
| | **Total** | **0** | **9** | **38** | **0** | **134** | **0** | **9** | **1** | **0** | **191** |
| Period 2 | Lower | 0 | 5 | 22 | 0 | 88 | 0 | 2 | 0 | 0 | 117 |
| 23-Jun | Middle | 0 | 15 | 38 | 0 | 96 | 1 | 2 | 0 | 0 | 152 |
| Unrestricted Mesh Size | **Alaska** | **0** | **20** | **60** | **0** | **184** | **1** | **4** | **0** | **0** | **269** |
| | Upper | 0 | 2 | 43 | 0 | 175 | 1 | 20 | 2 | 0 | 243 |
| | **Total** | **0** | **22** | **103** | **0** | **359** | **2** | **24** | **2** | **0** | **512** |
| Period 3 | Lower | 0 | 4 | 18 | 0 | 107 | 0 | 8 | 0 | 0 | 137 |
| 25-Jun | Middle | 1 | 7 | 18 | 0 | 58 | 1 | 3 | 0 | 0 | 88 |
| Unrestricted Mesh Size | **Alaska** | **1** | **11** | **36** | **0** | **165** | **1** | **11** | **0** | **0** | **225** |
| | Upper | 0 | 1 | 38 | 0 | 93 | 1 | 33 | 1 | 0 | 167 |
| | **Total** | **1** | **12** | **74** | **0** | **258** | **2** | **44** | **1** | **0** | **392** |
| Period 4 | Lower | 0 | 6 | 20 | 0 | 109 | 0 | 7 | 0 | 0 | 142 |
| 27-Jun | Middle | 0 | 6 | 12 | 0 | 6 | 0 | 0 | 0 | 0 | 24 |
| Unrestricted Mesh Size | **Alaska** | **0** | **12** | **32** | **0** | **115** | **0** | **7** | **0** | **0** | **166** |
| | Upper | 0 | 1 | 18 | 0 | 83 | 2 | 23 | 3 | 0 | 130 |
| | **Total** | **0** | **13** | **50** | **0** | **198** | **2** | **30** | **3** | **0** | **296** |
| Period 5 | Lower | 0 | 3 | 3 | 0 | 22 | 0 | 2 | 0 | 0 | 30 |
| 30-Jun | Middle | 0 | 8 | 5 | 0 | 21 | 1 | 1 | 0 | 0 | 36 |
| Unrestricted Mesh Size | **Alaska** | **0** | **11** | **8** | **0** | **43** | **1** | **3** | **0** | **0** | **66** |
| | Upper | 0 | 2 | 12 | 0 | 22 | 1 | 7 | 0 | 0 | 44 |
| | **Total** | **0** | **13** | **20** | **0** | **65** | **2** | **10** | **0** | **0** | **110** |
| Commercial Season Total | Lower | 0 | 20 | 71 | 0 | 359 | 0 | 20 | 0 | 0 | 470 |
| | Middle | 1 | 42 | 87 | 0 | 217 | 3 | 7 | 0 | 0 | 357 |
| | **Alaska** | **1** | **62** | **158** | **0** | **576** | **3** | **27** | **0** | **0** | **827** |
| | Upper | 0 | 7 | 127 | 0 | 438 | 5 | 90 | 7 | 0 | 674 |
| | **Total** | **1** | **69** | **285** | **0** | **1,014** | **8** | **117** | **7** | **0** | **1,501** |
| Subsistence Catch | Lower | 0 | 5 | 170 | 0 | 1,173 | 0 | 60 | 0 | 4 | 1,412 |
| | Middle | 0 | 46 | 759 | 0 | 989 | 4 | 37 | 0 | 4 | 1,839 |
| | **Alaska** | **0** | **51** | **929** | **0** | **2,162** | **4** | **97** | **0** | **8** | **3,251** |
| | Upper | 0 | 4 | 750 | 0 | 1,950 | 9 | 451 | 55 | 4 | 3,223 |
| | **Total** | **0** | **55** | **1,679** | **0** | **4,112** | **13** | **548** | **55** | **12** | **6,474** |
| Season Total | Lower | 0 | 25 | 241 | 0 | 1,532 | 0 | 80 | 0 | 4 | 1,882 |
| | Middle | 1 | 88 | 846 | 0 | 1,206 | 7 | 44 | 0 | 4 | 2,196 |
| | **Alaska** | **1** | **113** | **1,087** | **0** | **2,738** | **7** | **124** | **0** | **8** | **4,078** |
| | Upper | 0 | 11 | 877 | 0 | 2,388 | 14 | 541 | 62 | 4 | 3,897 |
| | **Total** | **1** | **124** | **1,964** | **0** | **5,126** | **21** | **665** | **62** | **12** | **7,975** |

Appendix Table M.6. Yukon River District 4 chinook salmon commercial and subsistence catch by age, run of origin and fishery, 1993.

| Strata | Stock Group | Age Group 1.1 | 1.2 | 1.3 | 2.2 | 1.4 | 2.3 | 1.5 | 2.4 | 2.5 | Total |
|---|---|---|---|---|---|---|---|---|---|---|---|
| Commercial Gillnet Season Total | Lower | 0 | 0 | 15 | 0 | 80 | 0 | 3 | 0 | 0 | 98 |
| | Middle | 0 | 0 | 19 | 0 | 49 | 1 | 1 | 0 | 0 | 70 |
| | **Alaska** | **0** | **0** | **34** | **0** | **129** | **1** | **4** | **0** | **0** | **168** |
| | Upper | 0 | 0 | 27 | 0 | 98 | 2 | 16 | 0 | 0 | 143 |
| | **Total** | **0** | **0** | **61** | **0** | **227** | **3** | **20** | **0** | **0** | **311** |
| Commercial Fishwheel Season Total | Lower | 0 | 205 | 90 | 3 | 53 | 0 | 1 | 0 | 0 | 352 |
| | Middle | 23 | 431 | 111 | 3 | 32 | 3 | 0 | 0 | 0 | 603 |
| | **Alaska** | **23** | **636** | **201** | **6** | **85** | **3** | **1** | **0** | **0** | **955** |
| | Upper | 0 | 72 | 162 | 3 | 64 | 6 | 4 | 0 | 0 | 311 |
| | **Total** | **23** | **708** | **363** | **9** | **149** | **9** | **5** | **0** | **0** | **1,266** |
| Commercial Season Total | Lower | 0 | 205 | 105 | 3 | 133 | 0 | 4 | 0 | 0 | 450 |
| | Middle | 23 | 431 | 130 | 3 | 81 | 4 | 1 | 0 | 0 | 673 |
| | **Alaska** | **23** | **636** | **235** | **6** | **214** | **4** | **5** | **0** | **0** | **1,123** |
| | Upper | 0 | 72 | 189 | 3 | 162 | 8 | 20 | 0 | 0 | 454 |
| | **Total** | **23** | **708** | **424** | **9** | **376** | **12** | **25** | **0** | **0** | **1,577** |
| Subsistence Season Total | Lower | 0 | 1,506 | 771 | 22 | 977 | 0 | 29 | 0 | 0 | 3,305 |
| | Middle | 169 | 3,165 | 955 | 22 | 595 | 29 | 7 | 0 | 0 | 4,942 |
| | **Alaska** | **169** | **4,671** | **1,726** | **44** | **1,572** | **29** | **36** | **0** | **0** | **8,247** |
| | Upper | 0 | 529 | 1,388 | 22 | 1,190 | 59 | 147 | 0 | 0 | 3,335 |
| | **Total** | **169** | **5,200** | **3,114** | **66** | **2,762** | **88** | **183** | **0** | **0** | **11,582** |
| Season Total | Lower | 0 | 1,711 | 876 | 25 | 1,110 | 0 | 33 | 0 | 0 | 3,722 |
| | Middle | 192 | 3,596 | 1,085 | 25 | 676 | 33 | 8 | 0 | 0 | 5,574 |
| | **Alaska** | **192** | **5,307** | **1,961** | **50** | **1,786** | **33** | **41** | **0** | **0** | **9,296** |
| | Upper | 0 | 601 | 1,577 | 25 | 1,352 | 67 | 167 | 0 | 0 | 3,555 |
| | **Total** | **192** | **5,908** | **3,538** | **75** | **3,138** | **100** | **208** | **0** | **0** | **12,851** |

Appendix Table M.7. Yukon River District 5 commercial and subsistence chinook salmon catch by age and fishery, 1993, with run of origin presumed to be Upper Run based on geographic location.

| Strata | Stock Group | Age Group 1.1 | 1.2 | 1.3 | 2.2 | 1.4 | 2.3 | 1.5 | 2.4 | 2.5 | Total |
|---|---|---|---|---|---|---|---|---|---|---|---|
| Commercial Gillnet | Upper | 0 | 84 | 418 | 0 | 797 | 11 | 67 | 6 | 5 | 1,388 |
| Commercial Fishwheel | Upper | 0 | 838 | 503 | 0 | 195 | 0 | 56 | 28 | 0 | 1,620 |
| Commercial Season Total | Upper | 0 | 922 | 921 | 0 | 992 | 11 | 123 | 34 | 5 | 3,008 |
| Subsistence | Upper | 0 | 5,945 | 5,939 | 0 | 6,396 | 71 | 793 | 219 | 32 | 19,395 |
| Season Total | Upper | 0 | 6,867 | 6,860 | 0 | 7,388 | 82 | 916 | 253 | 37 | 21,115 |

Appendix Table M.8. Yukon River District 6 commercial, subsistence and sport fish chinook salmon catch by age and fishery, 1993, with run of origin presumed to be Middle Run based on geographic location.

| Strata | Stock Group | Age Group 1.1 | 1.2 | 1.3 | 2.2 | 1.4 | 2.3 | 1.5 | 2.4 | 2.5 | Total |
|---|---|---|---|---|---|---|---|---|---|---|---|
| Commercial Fishwheel | Middle | 31 | 685 | 424 | 0 | 299 | 0 | 6 | 0 | 0 | 1,445 |
| Subsistence | Middle | 126 | 2,790 | 1,727 | 0 | 1,218 | 0 | 24 | 0 | 0 | 5,885 |
| Personal Use | Middle | 6 | 159 | 150 | 0 | 108 | 0 | 3 | 0 | 0 | 426 |
| Commercial, Subsistence and Personal Use | Middle | 132 | 2,949 | 1,877 | 0 | 1,326 | 0 | 27 | 0 | 0 | 6,311 |
| Sport Fish Catch | Middle | 12 | 488 | 682 | 0 | 495 | 1 | 17 | 0 | 0 | 1,695 |
| Season Total | Middle | 132 | 2,949 | 1,877 | 0 | 1,326 | 0 | 27 | 0 | 0 | 6,311 |

Appendix Table M.9. Yukon River Canadian commercial and non-commercial chinook salmon catch by age and fishery, 1993, with run of origin presumed to be Upper Run based on geographic location.

| Strata | Stock Group | Age Group 1.1 | 1.2 | 1.3 | 2.2 | 1.4 | 2.3 | 1.5 | 2.4 | 2.5 | Total |
|---|---|---|---|---|---|---|---|---|---|---|---|
| Commercial | Upper | 0 | 3,173 | 3,169 | 0 | 3,413 | 38 | 423 | 117 | 17 | 10,350 |
| Non-Commercial | Upper | 0 | 1,919 | 1,917 | 0 | 2,065 | 23 | 256 | 71 | 10 | 6,261 |
| Season Total | Upper | 0 | 5,092 | 5,086 | 0 | 5,478 | 61 | 679 | 188 | 27 | 16,611 |

Appendix Table M.10. Yukon River chinook salmon catch by age, run of origin and fishery, 1993.

| District | Fishery | Stock Group | Age Group 1.1 | 1.2 | 1.3 | 2.2 | 1.4 | 2.3 | 1.5 | 2.4 | 2.5 | Total |
|---|---|---|---|---|---|---|---|---|---|---|---|---|
| 1 | Commercial [a] | Lower | 0 | 820 | 1,739 | 0 | 13,428 | 0 | 741 | 0 | 4 | 16,732 |
| | | Middle | 0 | 1,761 | 5,237 | 0 | 6,163 | 56 | 245 | 0 | 4 | 13,466 |
| | | **Alaska** | **0** | **2,581** | **6,976** | **0** | **19,591** | **56** | **986** | **0** | **8** | **30,198** |
| | | Upper | 0 | 157 | 3,902 | 0 | 12,570 | 145 | 3,205 | 513 | 4 | 20,496 |
| | | **Total** | **0** | **2,738** | **10,878** | **0** | **32,161** | **201** | **4,191** | **513** | **12** | **50,694** |
| | Subsistence | Lower | 0 | 7 | 274 | 0 | 1,888 | 0 | 96 | 0 | 7 | 2,272 |
| | | Middle | 0 | 74 | 1,222 | 0 | 1,592 | 7 | 59 | 0 | 7 | 2,961 |
| | | **Alaska** | **0** | **81** | **1,496** | **0** | **3,480** | **7** | **155** | **0** | **14** | **5,233** |
| | | Upper | 0 | 7 | 1,207 | 0 | 3,139 | 15 | 726 | 89 | 7 | 5,190 |
| | | **Total** | **0** | **88** | **2,703** | **0** | **6,619** | **22** | **881** | **89** | **21** | **10,423** |
| 2 | Commercial [b] | Lower | 5 | 608 | 1,941 | 0 | 8,375 | 0 | 507 | 0 | 4 | 11,440 |
| | | Middle | 14 | 1,134 | 2,246 | 0 | 5,080 | 50 | 182 | 0 | 4 | 8,710 |
| | | **Alaska** | **19** | **1,742** | **4,187** | **0** | **13,455** | **50** | **689** | **0** | **8** | **20,150** |
| | | Upper | 5 | 227 | 4,386 | 0 | 9,891 | 111 | 2,327 | 356 | 4 | 17,307 |
| | | **Total** | **24** | **1,969** | **8,573** | **0** | **23,346** | **161** | **3,016** | **356** | **12** | **37,457** |
| | Subsistence | Lower | 0 | 8 | 303 | 0 | 2,086 | 0 | 106 | 0 | 8 | 2,511 |
| | | Middle | 0 | 82 | 1,350 | 0 | 1,759 | 8 | 65 | 0 | 8 | 3,272 |
| | | **Alaska** | **0** | **90** | **1,653** | **0** | **3,845** | **8** | **171** | **0** | **16** | **5,783** |
| | | Upper | 0 | 8 | 1,333 | 0 | 3,468 | 16 | 802 | 98 | 8 | 5,733 |
| | | **Total** | **0** | **98** | **2,986** | **0** | **7,313** | **24** | **973** | **98** | **24** | **11,516** |
| 3 | Commercial | Lower | 0 | 20 | 71 | 0 | 359 | 0 | 20 | 0 | 0 | 470 |
| | | Middle | 1 | 42 | 87 | 0 | 217 | 3 | 7 | 0 | 0 | 357 |
| | | **Alaska** | **1** | **62** | **158** | **0** | **576** | **3** | **27** | **0** | **0** | **827** |
| | | Upper | 0 | 7 | 127 | 0 | 438 | 5 | 90 | 7 | 0 | 674 |
| | | **Total** | **1** | **69** | **285** | **0** | **1,014** | **8** | **117** | **7** | **0** | **1,501** |
| | Subsistence | Lower | 0 | 5 | 170 | 0 | 1,173 | 0 | 60 | 0 | 4 | 1,412 |
| | | Middle | 0 | 46 | 759 | 0 | 989 | 4 | 37 | 0 | 4 | 1,839 |
| | | **Alaska** | **0** | **51** | **929** | **0** | **2,162** | **4** | **97** | **0** | **8** | **3,251** |
| | | Upper | 0 | 4 | 750 | 0 | 1,950 | 9 | 451 | 55 | 4 | 3,223 |
| | | **Total** | **0** | **55** | **1,679** | **0** | **4,112** | **13** | **548** | **55** | **12** | **6,474** |
| 4 | Commercial | Lower | 0 | 205 | 105 | 3 | 133 | 0 | 4 | 0 | 0 | 450 |
| | | Middle | 23 | 431 | 130 | 3 | 81 | 4 | 1 | 0 | 0 | 673 |
| | | **Alaska** | **23** | **636** | **235** | **6** | **214** | **4** | **5** | **0** | **0** | **1,123** |
| | | Upper | 0 | 72 | 189 | 3 | 162 | 8 | 20 | 0 | 0 | 454 |
| | | **Total** | **23** | **708** | **424** | **9** | **376** | **12** | **25** | **0** | **0** | **1,577** |
| | Subsistence | Lower | 0 | 1,506 | 771 | 22 | 977 | 0 | 29 | 0 | 0 | 3,305 |
| | | Middle | 169 | 3,165 | 955 | 22 | 595 | 29 | 7 | 0 | 0 | 4,942 |
| | | **Alaska** | **169** | **4,671** | **1,726** | **44** | **1,572** | **29** | **36** | **0** | **0** | **8,247** |
| | | Upper | 0 | 529 | 1,388 | 22 | 1,190 | 59 | 147 | 0 | 0 | 3,335 |
| | | **Total** | **169** | **5,200** | **3,114** | **66** | **2,762** | **88** | **183** | **0** | **0** | **11,582** |
| 5 | Commercial | Upper | 0 | 922 | 921 | 0 | 992 | 11 | 123 | 34 | 5 | 3,008 |
| | Subsistence | Upper | 0 | 5,945 | 5,939 | 0 | 6,396 | 71 | 793 | 219 | 32 | 19,395 |
| 6 | Commercial | Middle | 31 | 685 | 424 | 0 | 299 | 0 | 6 | 0 | 0 | 1,445 |
| | Sport Fish | Middle | 12 | 488 | 682 | 0 | 495 | 1 | 17 | 0 | 0 | 1,695 |
| | Subsistence and Personal Use | Middle | 132 | 2,949 | 1,877 | 0 | 1,326 | 0 | 27 | 0 | 0 | 6,311 |
| **Alaska Total** | | Lower | 5 | 3,179 | 5,374 | 25 | 28,419 | 0 | 1,563 | 0 | 27 | 38,592 |
| | | Middle | 382 | 10,857 | 14,969 | 25 | 18,596 | 162 | 653 | 0 | 27 | 45,671 |
| | | **Alaska** | **387** | **14,036** | **20,343** | **50** | **47,015** | **162** | **2,216** | **0** | **54** | **84,263** |
| | | Upper | 5 | 7,878 | 20,142 | 25 | 40,196 | 450 | 8,684 | 1,371 | 64 | 78,815 |
| | | **Total** | **392** | **21,914** | **40,485** | **75** | **87,211** | **612** | **10,900** | **1,371** | **118** | **163,078** |
| **Canada Total** | Commercial | Upper | 0 | 3,173 | 3,169 | 0 | 3,413 | 38 | 423 | 117 | 17 | 10,350 |
| | Non-Commercial | Upper | 0 | 1,919 | 1,917 | 0 | 2,065 | 23 | 256 | 71 | 10 | 6,261 |
| | | **Total** | **0** | **5,092** | **5,086** | **0** | **5,478** | **61** | **679** | **188** | **27** | **16,611** |
| **Total Harvest** | | Lower | 5 | 3,179 | 5,374 | 25 | 28,419 | 0 | 1,563 | 0 | 27 | 38,592 |
| | | Middle | 382 | 10,857 | 14,969 | 25 | 18,596 | 162 | 653 | 0 | 27 | 45,671 |
| | | **Alaska** | **387** | **14,036** | **20,343** | **50** | **47,015** | **162** | **2,216** | **0** | **54** | **84,263** |
| | | Upper | 5 | 12,970 | 25,228 | 25 | 45,674 | 511 | 9,363 | 1,559 | 91 | 95,426 |
| | | **Total** | **392** | **27,006** | **45,571** | **75** | **92,689** | **673** | **11,579** | **1,559** | **145** | **179,689** |

[a] Includes a test fish catch of 1,408 chinook salmon.
[b] Includes a test fish catch of 164 chinook salmon.

Appendix Table M.11. Yukon River chinook salmon catch proportions by age, run of origin and fishery, 1993.

| District | Fishery | Stock Group | Age Group 1.1 | 1.2 | 1.3 | 2.2 | 1.4 | 2.3 | 1.5 | 2.4 | 2.5 | Total |
|---|---|---|---|---|---|---|---|---|---|---|---|---|
| 1 | Commercial | Lower | 0.000 | 0.016 | 0.034 | 0.000 | 0.265 | 0.000 | 0.015 | 0.000 | 0.000 | 0.330 |
| | | Middle | 0.000 | 0.035 | 0.103 | 0.000 | 0.122 | 0.001 | 0.005 | 0.000 | 0.000 | 0.266 |
| | | **Alaska** | **0.000** | **0.051** | **0.138** | **0.000** | **0.386** | **0.001** | **0.019** | **0.000** | **0.000** | **0.596** |
| | | Upper | 0.000 | 0.003 | 0.077 | 0.000 | 0.248 | 0.003 | 0.063 | 0.010 | 0.000 | 0.404 |
| | | **Total** | **0.000** | **0.054** | **0.215** | **0.000** | **0.634** | **0.004** | **0.083** | **0.010** | **0.000** | **1.000** |
| | Subsistence | Lower | 0.000 | 0.001 | 0.026 | 0.000 | 0.181 | 0.000 | 0.009 | 0.000 | 0.001 | 0.218 |
| | | Middle | 0.000 | 0.007 | 0.117 | 0.000 | 0.153 | 0.001 | 0.006 | 0.000 | 0.001 | 0.284 |
| | | **Alaska** | **0.000** | **0.008** | **0.144** | **0.000** | **0.334** | **0.001** | **0.015** | **0.000** | **0.001** | **0.502** |
| | | Upper | 0.000 | 0.001 | 0.116 | 0.000 | 0.301 | 0.001 | 0.070 | 0.009 | 0.001 | 0.498 |
| | | **Total** | **0.000** | **0.008** | **0.259** | **0.000** | **0.635** | **0.002** | **0.085** | **0.009** | **0.002** | **1.000** |
| 2 | Commercial | Lower | 0.000 | 0.016 | 0.052 | 0.000 | 0.224 | 0.000 | 0.014 | 0.000 | 0.000 | 0.305 |
| | | Middle | 0.000 | 0.030 | 0.060 | 0.000 | 0.136 | 0.001 | 0.005 | 0.000 | 0.000 | 0.233 |
| | | **Alaska** | **0.001** | **0.047** | **0.112** | **0.000** | **0.359** | **0.001** | **0.018** | **0.000** | **0.000** | **0.538** |
| | | Upper | 0.000 | 0.006 | 0.117 | 0.000 | 0.264 | 0.003 | 0.062 | 0.010 | 0.000 | 0.462 |
| | | **Total** | **0.001** | **0.053** | **0.229** | **0.000** | **0.623** | **0.004** | **0.081** | **0.010** | **0.000** | **1.000** |
| | Subsistence | Lower | 0.000 | 0.001 | 0.026 | 0.000 | 0.181 | 0.000 | 0.009 | 0.000 | 0.001 | 0.218 |
| | | Middle | 0.000 | 0.007 | 0.117 | 0.000 | 0.153 | 0.001 | 0.006 | 0.000 | 0.001 | 0.284 |
| | | **Alaska** | **0.000** | **0.008** | **0.144** | **0.000** | **0.334** | **0.001** | **0.015** | **0.000** | **0.001** | **0.502** |
| | | Upper | 0.000 | 0.001 | 0.116 | 0.000 | 0.301 | 0.001 | 0.070 | 0.009 | 0.001 | 0.498 |
| | | **Total** | **0.000** | **0.009** | **0.259** | **0.000** | **0.635** | **0.002** | **0.084** | **0.009** | **0.002** | **1.000** |
| 3 | Commercial | Lower | 0.000 | 0.013 | 0.047 | 0.000 | 0.239 | 0.000 | 0.013 | 0.000 | 0.000 | 0.313 |
| | | Middle | 0.001 | 0.028 | 0.058 | 0.000 | 0.145 | 0.002 | 0.005 | 0.000 | 0.000 | 0.238 |
| | | **Alaska** | **0.001** | **0.041** | **0.105** | **0.000** | **0.384** | **0.002** | **0.018** | **0.000** | **0.000** | **0.551** |
| | | Upper | 0.000 | 0.005 | 0.085 | 0.000 | 0.292 | 0.003 | 0.060 | 0.005 | 0.000 | 0.449 |
| | | **Total** | **0.001** | **0.046** | **0.190** | **0.000** | **0.676** | **0.005** | **0.078** | **0.005** | **0.000** | **1.000** |
| | Subsistence | Lower | 0.000 | 0.001 | 0.026 | 0.000 | 0.181 | 0.000 | 0.009 | 0.000 | 0.001 | 0.218 |
| | | Middle | 0.000 | 0.007 | 0.117 | 0.000 | 0.153 | 0.001 | 0.006 | 0.000 | 0.001 | 0.284 |
| | | **Alaska** | **0.000** | **0.008** | **0.143** | **0.000** | **0.334** | **0.001** | **0.015** | **0.000** | **0.001** | **0.502** |
| | | Upper | 0.000 | 0.001 | 0.116 | 0.000 | 0.301 | 0.001 | 0.070 | 0.008 | 0.001 | 0.498 |
| | | **Total** | **0.000** | **0.008** | **0.259** | **0.000** | **0.635** | **0.002** | **0.085** | **0.008** | **0.002** | **1.000** |
| 4 | Commercial | Lower | 0.000 | 0.130 | 0.067 | 0.002 | 0.084 | 0.000 | 0.003 | 0.000 | 0.000 | 0.285 |
| | | Middle | 0.015 | 0.273 | 0.082 | 0.002 | 0.051 | 0.003 | 0.001 | 0.000 | 0.000 | 0.427 |
| | | **Alaska** | **0.015** | **0.403** | **0.149** | **0.004** | **0.136** | **0.003** | **0.003** | **0.000** | **0.000** | **0.712** |
| | | Upper | 0.000 | 0.046 | 0.120 | 0.002 | 0.103 | 0.005 | 0.013 | 0.000 | 0.000 | 0.288 |
| | | **Total** | **0.015** | **0.449** | **0.269** | **0.006** | **0.238** | **0.008** | **0.016** | **0.000** | **0.000** | **1.000** |
| | Subsistence | Lower | 0.000 | 0.130 | 0.067 | 0.002 | 0.084 | 0.000 | 0.003 | 0.000 | 0.000 | 0.285 |
| | | Middle | 0.015 | 0.273 | 0.082 | 0.002 | 0.051 | 0.003 | 0.001 | 0.000 | 0.000 | 0.427 |
| | | **Alaska** | **0.015** | **0.403** | **0.149** | **0.004** | **0.136** | **0.003** | **0.003** | **0.000** | **0.000** | **0.712** |
| | | Upper | 0.000 | 0.046 | 0.120 | 0.002 | 0.103 | 0.005 | 0.013 | 0.000 | 0.000 | 0.288 |
| | | **Total** | **0.015** | **0.449** | **0.269** | **0.006** | **0.238** | **0.008** | **0.016** | **0.000** | **0.000** | **1.000** |
| 5 | Commercial | Upper | 0.000 | 0.307 | 0.306 | 0.000 | 0.330 | 0.004 | 0.041 | 0.011 | 0.002 | 1.000 |
| | Subsistence | Upper | 0.000 | 0.307 | 0.306 | 0.000 | 0.330 | 0.004 | 0.041 | 0.011 | 0.002 | 1.000 |
| 6 | Commercial | Middle | 0.021 | 0.474 | 0.293 | 0.000 | 0.207 | 0.000 | 0.004 | 0.000 | 0.000 | 1.000 |
| | Sport Fish | Middle | 0.007 | 0.288 | 0.402 | 0.000 | 0.292 | 0.001 | 0.010 | 0.000 | 0.000 | 1.000 |
| | Subsistence and Personal Use | Middle | 0.021 | 0.467 | 0.297 | 0.000 | 0.210 | 0.000 | 0.004 | 0.000 | 0.000 | 1.000 |
| **Alaska Total** | | Lower | 0.000 | 0.019 | 0.033 | 0.000 | 0.174 | 0.000 | 0.010 | 0.000 | 0.000 | 0.237 |
| | | Middle | 0.002 | 0.067 | 0.092 | 0.000 | 0.114 | 0.001 | 0.004 | 0.000 | 0.000 | 0.280 |
| | | **Alaska** | **0.002** | **0.086** | **0.125** | **0.000** | **0.288** | **0.001** | **0.014** | **0.000** | **0.000** | **0.517** |
| | | Upper | 0.000 | 0.048 | 0.124 | 0.000 | 0.246 | 0.003 | 0.053 | 0.008 | 0.000 | 0.483 |
| | | **Total** | **0.002** | **0.134** | **0.248** | **0.000** | **0.535** | **0.004** | **0.067** | **0.008** | **0.001** | **1.000** |
| **Canada Total** | Commercial | Upper | 0.000 | 0.307 | 0.306 | 0.000 | 0.330 | 0.004 | 0.041 | 0.011 | 0.002 | 1.000 |
| | Subsistence | Upper | 0.000 | 0.307 | 0.306 | 0.000 | 0.330 | 0.004 | 0.041 | 0.011 | 0.002 | 1.000 |
| | | **Total** | 0.000 | 0.307 | 0.306 | 0.000 | 0.330 | 0.004 | 0.041 | 0.011 | 0.002 | 1.000 |
| **Total Harvest** | | Lower | 0.000 | 0.018 | 0.030 | 0.000 | 0.158 | 0.000 | 0.009 | 0.000 | 0.000 | 0.215 |
| | | Middle | 0.002 | 0.060 | 0.083 | 0.000 | 0.103 | 0.001 | 0.004 | 0.000 | 0.000 | 0.254 |
| | | **Alaska** | **0.002** | **0.078** | **0.113** | **0.000** | **0.262** | **0.001** | **0.012** | **0.000** | **0.000** | **0.469** |
| | | Upper | 0.000 | 0.072 | 0.140 | 0.000 | 0.254 | 0.003 | 0.052 | 0.009 | 0.001 | 0.531 |
| | | **Total** | **0.002** | **0.150** | **0.254** | **0.000** | **0.516** | **0.004** | **0.064** | **0.009** | **0.001** | **1.000** |

Appendix Table N.1. Yukon River District 1 chinook salmon commercial catch by age, run of origin and period, 1994.

| Strata | Stock Group | Age Group 1.1 | 0.3 | 1.2 | 0.4 | 1.3 | 0.5 | 1.4 | 2.3 | 1.5 | 2.4 | 1.6 | Total |
|---|---|---|---|---|---|---|---|---|---|---|---|---|---|
| Period 1 | Lower | 0 | 0 | 163 | 0 | 1,023 | 0 | 867 | 0 | 19 | 0 | 0 | 2,072 |
| 13-Jun | Middle | 0 | 0 | 75 | 0 | 980 | 0 | 2,015 | 14 | 26 | 0 | 0 | 3,110 |
| 8" Mesh Size or | **Alaska** | **0** | **0** | **238** | **0** | **2,003** | **0** | **2,882** | **14** | **45** | **0** | **0** | **5,182** |
| Larger | Upper | 0 | 0 | 72 | 0 | 4,597 | 0 | 3,485 | 63 | 111 | 39 | 0 | 8,367 |
| | **Total** | **0** | **0** | **310** | **0** | **6,600** | **0** | **6,367** | **77** | **156** | **39** | **0** | **13,549** |
| Period 2 | Lower | 0 | 0 | 341 | 0 | 3,562 | 0 | 2,639 | 0 | 174 | 0 | 0 | 6,716 |
| 16-Jun | Middle | 0 | 0 | 42 | 0 | 919 | 0 | 2,775 | 0 | 107 | 0 | 0 | 3,843 |
| 8" Mesh Size or | **Alaska** | **0** | **0** | **383** | **0** | **4,481** | **0** | **5,414** | **0** | **281** | **0** | **0** | **10,559** |
| Larger | Upper | 0 | 0 | 69 | 0 | 7,333 | 0 | 4,464 | 0 | 429 | 194 | 0 | 12,489 |
| | **Total** | **0** | **0** | **452** | **0** | **11,814** | **0** | **9,878** | **0** | **710** | **194** | **0** | **23,048** |
| Period 3 | Lower | 0 | 0 | 148 | 0 | 1,639 | 0 | 1,472 | 0 | 184 | 0 | 0 | 3,443 |
| 22-Jun | Middle | 0 | 0 | 26 | 0 | 605 | 0 | 1,933 | 0 | 141 | 0 | 0 | 2,705 |
| 8" Mesh Size or | **Alaska** | **0** | **0** | **174** | **0** | **2,244** | **0** | **3,405** | **0** | **325** | **0** | **0** | **6,148** |
| Larger | Upper | 0 | 0 | 25 | 0 | 2,800 | 0 | 4,102 | 0 | 747 | 0 | 0 | 7,674 |
| | **Total** | **0** | **0** | **199** | **0** | **5,044** | **0** | **7,507** | **0** | **1,072** | **0** | **0** | **13,822** |
| Period 4 | Lower | 0 | 0 | 269 | 0 | 494 | 0 | 2,166 | 0 | 137 | 0 | 29 | 3,095 |
| 27-Jun | Middle | 0 | 0 | 66 | 0 | 251 | 0 | 2,510 | 0 | 93 | 0 | 0 | 2,920 |
| Unrestricted Mesh | **Alaska** | **0** | **0** | **335** | **0** | **745** | **0** | **4,676** | **0** | **230** | **0** | **29** | **6,015** |
| Size | Upper | 0 | 0 | 15 | 0 | 274 | 0 | 4,470 | 0 | 411 | 29 | 0 | 5,199 |
| | **Total** | **0** | **0** | **350** | **0** | **1,019** | **0** | **9,146** | **0** | **641** | **29** | **29** | **11,214** |
| Period 5 | Lower | 0 | 0 | 46 | 0 | 144 | 0 | 48 | 0 | 10 | 0 | 0 | 248 |
| 04-Jul | Middle | 0 | 0 | 5 | 0 | 29 | 0 | 28 | 0 | 4 | 0 | 0 | 66 |
| Restricted Mesh | **Alaska** | **0** | **0** | **51** | **0** | **173** | **0** | **76** | **0** | **14** | **0** | **0** | **314** |
| Size | Upper | 0 | 0 | 2 | 0 | 72 | 0 | 169 | 0 | 51 | 0 | 0 | 294 |
| | **Total** | **0** | **0** | **53** | **0** | **245** | **0** | **245** | **0** | **65** | **0** | **0** | **608** |

Appendix Table N.2. Yukon River District 1 chinook salmon commercial, subsistence and test fish catch by age, run of origin and fishery, 1994.

| Strata | Stock Group | Age Group 1.1 | 0.3 | 1.2 | 0.4 | 1.3 | 0.5 | 1.4 | 2.3 | 1.5 | 1.6 | 2.4 | Total |
|---|---|---|---|---|---|---|---|---|---|---|---|---|---|
| Unrestricted / 8"or Greater Mesh Size Season Total | Lower | 0 | 0 | 921 | 0 | 6,718 | 0 | 7,144 | 0 | 514 | 0 | 29 | 15,326 |
| | Middle | 0 | 0 | 209 | 0 | 2,755 | 0 | 9,233 | 14 | 367 | 0 | 0 | 12,578 |
| | **Alaska** | **0** | **0** | **1,130** | **0** | **9,473** | **0** | **16,377** | **14** | **881** | **0** | **29** | **27,904** |
| | Upper | 0 | 0 | 181 | 0 | 15,004 | 0 | 16,521 | 63 | 1,698 | 262 | 0 | 33,729 |
| | **Total** | **0** | **0** | **1,311** | **0** | **24,477** | **0** | **32,898** | **77** | **2,579** | **262** | **29** | **61,633** |
| Restricted Mesh Size Season Total | Lower | 0 | 0 | 46 | 0 | 144 | 0 | 48 | 0 | 10 | 0 | 0 | 248 |
| | Middle | 0 | 0 | 5 | 0 | 29 | 0 | 28 | 0 | 4 | 0 | 0 | 66 |
| | **Alaska** | **0** | **0** | **51** | **0** | **173** | **0** | **76** | **0** | **14** | **0** | **0** | **314** |
| | Upper | 0 | 0 | 2 | 0 | 72 | 0 | 169 | 0 | 51 | 0 | 0 | 294 |
| | **Total** | **0** | **0** | **53** | **0** | **245** | **0** | **245** | **0** | **65** | **0** | **0** | **608** |
| Commercial Season Total | Lower | 0 | 0 | 967 | 0 | 6,862 | 0 | 7,192 | 0 | 524 | 0 | 29 | 15,574 |
| | Middle | 0 | 0 | 214 | 0 | 2,784 | 0 | 9,261 | 14 | 371 | 0 | 0 | 12,644 |
| | **Alaska** | **0** | **0** | **1,181** | **0** | **9,646** | **0** | **16,453** | **14** | **895** | **0** | **29** | **28,218** |
| | Upper | 0 | 0 | 183 | 0 | 15,076 | 0 | 16,690 | 63 | 1,749 | 262 | 0 | 34,023 |
| | **Total** | **0** | **0** | **1,364** | **0** | **24,722** | **0** | **33,143** | **77** | **2,644** | **262** | **29** | **62,241** |
| Test Fish Catch | Lower | 1 | 0 | 11 | 0 | 100 | 0 | 110 | 0 | 10 | 0 | 0 | 232 |
| | Middle | 1 | 0 | 5 | 0 | 96 | 0 | 255 | 0 | 13 | 0 | 0 | 370 |
| | **Alaska** | **2** | **0** | **16** | **0** | **196** | **0** | **365** | **0** | **23** | **0** | **0** | **602** |
| | Upper | 1 | 0 | 5 | 0 | 449 | 0 | 441 | 0 | 58 | 0 | 5 | 959 |
| | **Total** | **3** | **0** | **21** | **0** | **645** | **0** | **806** | **0** | **81** | **0** | **5** | **1,561** |
| Subsistence | Lower | 4 | 0 | 47 | 0 | 426 | 0 | 469 | 0 | 43 | 0 | 0 | 989 |
| | Middle | 4 | 0 | 22 | 0 | 409 | 0 | 1,087 | 0 | 56 | 0 | 0 | 1,578 |
| | **Alaska** | **8** | **0** | **69** | **0** | **835** | **0** | **1,556** | **0** | **99** | **0** | **0** | **2,567** |
| | Upper | 4 | 0 | 21 | 0 | 1,914 | 0 | 1,880 | 0 | 247 | 0 | 21 | 4,087 |
| | **Total** | **12** | **0** | **90** | **0** | **2,749** | **0** | **3,436** | **0** | **346** | **0** | **21** | **6,654** |
| Season Total | Lower | 5 | 0 | 1,025 | 0 | 7,388 | 0 | 7,771 | 0 | 577 | 0 | 29 | 16,795 |
| | Middle | 5 | 0 | 241 | 0 | 3,289 | 0 | 10,603 | 14 | 440 | 0 | 0 | 14,592 |
| | **Alaska** | **10** | **0** | **1,266** | **0** | **10,677** | **0** | **18,374** | **14** | **1,017** | **0** | **29** | **31,387** |
| | Upper | 5 | 0 | 209 | 0 | 17,439 | 0 | 19,011 | 63 | 2,054 | 262 | 26 | 39,069 |
| | **Total** | **15** | **0** | **1,475** | **0** | **28,116** | **0** | **37,385** | **77** | **3,071** | **262** | **55** | **70,456** |

Appendix Table N.3. Yukon River District 2 chinook salmon commercial catch by age, run of origin and period, 1994.

| Strata | Stock Group | Age Group 1.1 | 0.3 | 1.2 | 0.4 | 1.3 | 0.5 | 1.4 | 2.3 | 1.5 | 2.4 | 1.6 | Total |
|---|---|---|---|---|---|---|---|---|---|---|---|---|---|
| Period 1 | Lower | 0 | 0 | 46 | 0 | 649 | 0 | 630 | 0 | 30 | 0 | 0 | 1,355 |
| 15-Jun | Middle | 0 | 0 | 62 | 0 | 1,792 | 0 | 1,486 | 0 | 40 | 0 | 0 | 3,380 |
| Unrestricted | Alaska | 0 | 0 | 108 | 0 | 2,441 | 0 | 2,116 | 0 | 70 | 0 | 0 | 4,735 |
| Mesh Size | Upper | 0 | 0 | 8 | 0 | 1,158 | 0 | 2,040 | 0 | 139 | 93 | 0 | 3,438 |
| | Total | 0 | 0 | 116 | 0 | 3,599 | 0 | 4,156 | 0 | 209 | 93 | 0 | 8,173 |
| Period 2 | Lower | 0 | 34 | 84 | 0 | 3,190 | 0 | 2,217 | 0 | 134 | 0 | 0 | 5,659 |
| 21-Jun | Middle | 0 | 34 | 9 | 0 | 714 | 0 | 2,874 | 11 | 101 | 0 | 0 | 3,743 |
| Unrestricted | Alaska | 0 | 68 | 93 | 0 | 3,904 | 0 | 5,091 | 11 | 235 | 0 | 0 | 9,402 |
| Mesh Size | Upper | 0 | 34 | 10 | 0 | 4,024 | 0 | 4,329 | 41 | 382 | 0 | 0 | 8,820 |
| | Total | 0 | 102 | 103 | 0 | 7,928 | 0 | 9,420 | 52 | 617 | 0 | 0 | 18,222 |
| Period 3 | Lower | 0 | 0 | 26 | 11 | 1,772 | 11 | 1,296 | 0 | 91 | 0 | 0 | 3,207 |
| 26-Jun | Middle | 0 | 0 | 3 | 11 | 444 | 11 | 1,414 | 0 | 58 | 0 | 0 | 1,941 |
| 8" Mesh Size or | Alaska | 0 | 0 | 29 | 22 | 2,216 | 22 | 2,710 | 0 | 149 | 0 | 0 | 5,148 |
| Larger | Upper | 0 | 0 | 3 | 11 | 2,322 | 11 | 3,331 | 0 | 341 | 0 | 0 | 6,019 |
| | Total | 0 | 0 | 32 | 33 | 4,538 | 33 | 6,041 | 0 | 490 | 0 | 0 | 11,167 |
| Period 4 | Lower | 0 | 0 | 9 | 4 | 687 | 0 | 885 | 0 | 144 | 0 | 0 | 1,729 |
| 03-Jul | Middle | 0 | 0 | 2 | 4 | 254 | 0 | 445 | 0 | 42 | 0 | 0 | 747 |
| Unrestricted | Alaska | 0 | 0 | 11 | 8 | 941 | 0 | 1,330 | 0 | 186 | 0 | 0 | 2,476 |
| Mesh Size | Upper | 0 | 0 | 1 | 4 | 447 | 0 | 964 | 0 | 227 | 11 | 0 | 1,654 |
| | Total | 0 | 0 | 12 | 12 | 1,388 | 0 | 2,294 | 0 | 413 | 11 | 0 | 4,130 |

Appendix Table N.4. Yukon River District 2 chinook salmon commercial, subsistence and test fish catch by age, run of origin and fishery, 1994.

| Strata | Stock Group | Age Group 1.1 | 0.3 | 1.2 | 0.4 | 1.3 | 0.5 | 1.4 | 2.3 | 1.5 | 2.4 | 1.6 | Total |
|---|---|---|---|---|---|---|---|---|---|---|---|---|---|
| Unrestricted / 8"or Greater Mesh Size Season Total | Lower | 0 | 34 | 165 | 15 | 6,298 | 11 | 5,028 | 0 | 399 | 0 | 0 | 11,950 |
| | Middle | 0 | 34 | 76 | 15 | 3,204 | 11 | 6,219 | 11 | 241 | 0 | 0 | 9,811 |
| | **Alaska** | **0** | **68** | **241** | **30** | **9,502** | **22** | **11,247** | **11** | **640** | **0** | **0** | **21,761** |
| | Upper | 0 | 34 | 22 | 15 | 7,951 | 11 | 10,664 | 41 | 1,089 | 0 | 104 | 19,931 |
| | **Total** | **0** | **102** | **263** | **45** | **17,453** | **33** | **21,911** | **52** | **1,729** | **0** | **104** | **41,692** |
| Restricted Mesh Size Season Total | Lower | 0 | 0 | 0 | 0 | 0 | 0 | 0 | 0 | 0 | 0 | 0 | 0 |
| | Middle | 0 | 0 | 0 | 0 | 0 | 0 | 0 | 0 | 0 | 0 | 0 | 0 |
| | **Alaska** | **0** | **0** | **0** | **0** | **0** | **0** | **0** | **0** | **0** | **0** | **0** | **0** |
| | Upper | 0 | 0 | 0 | 0 | 0 | 0 | 0 | 0 | 0 | 0 | 0 | 0 |
| | **Total** | **0** | **0** | **0** | **0** | **0** | **0** | **0** | **0** | **0** | **0** | **0** | **0** |
| Commercial Season Total | Lower | 0 | 34 | 165 | 15 | 6,298 | 11 | 5,028 | 0 | 399 | 0 | 0 | 11,950 |
| | Middle | 0 | 34 | 76 | 15 | 3,204 | 11 | 6,219 | 11 | 241 | 0 | 0 | 9,811 |
| | **Alaska** | **0** | **68** | **241** | **30** | **9,502** | **22** | **11,247** | **11** | **640** | **0** | **0** | **21,761** |
| | Upper | 0 | 34 | 22 | 15 | 7,951 | 11 | 10,664 | 41 | 1,089 | 0 | 104 | 19,931 |
| | **Total** | **0** | **102** | **263** | **45** | **17,453** | **33** | **21,911** | **52** | **1,729** | **0** | **104** | **41,692** |
| Test Fish Catch | Lower | 0 | 0 | 0 | 11 | 0 | 0 | 9 | 0 | 1 | 0 | 0 | 21 |
| | Middle | 0 | 0 | 0 | 5 | 0 | 0 | 11 | 0 | 0 | 0 | 0 | 16 |
| | **Alaska** | **0** | **0** | **0** | **16** | **0** | **0** | **20** | **0** | **1** | **0** | **0** | **37** |
| | Upper | 0 | 0 | 0 | 13 | 0 | 0 | 18 | 0 | 2 | 0 | 0 | 33 |
| | **Total** | **0** | **0** | **0** | **29** | **0** | **0** | **38** | **0** | **3** | **0** | **0** | **70** |
| Subsistence | Lower | 5 | 0 | 64 | 0 | 578 | 0 | 637 | 0 | 58 | 0 | 0 | 1,342 |
| | Middle | 5 | 0 | 30 | 0 | 555 | 0 | 1,476 | 0 | 76 | 0 | 0 | 2,142 |
| | **Alaska** | **10** | **0** | **94** | **0** | **1,133** | **0** | **2,113** | **0** | **134** | **0** | **0** | **3,484** |
| | Upper | 5 | 0 | 29 | 0 | 2,599 | 0 | 2,553 | 0 | 335 | 0 | 29 | 5,550 |
| | **Total** | **15** | **0** | **123** | **0** | **3,732** | **0** | **4,666** | **0** | **469** | **0** | **29** | **9,034** |
| Season Total | Lower | 5 | 34 | 229 | 26 | 6,876 | 11 | 5,674 | 0 | 458 | 0 | 0 | 13,313 |
| | Middle | 5 | 34 | 106 | 20 | 3,759 | 11 | 7,706 | 11 | 317 | 0 | 0 | 11,969 |
| | **Alaska** | **10** | **68** | **335** | **46** | **10,635** | **22** | **13,380** | **11** | **775** | **0** | **0** | **25,282** |
| | Upper | 5 | 34 | 51 | 28 | 10,550 | 11 | 13,235 | 41 | 1,426 | 0 | 133 | 25,514 |
| | **Total** | **15** | **102** | **386** | **74** | **21,185** | **33** | **26,615** | **52** | **2,201** | **0** | **133** | **50,796** |

Appendix Table N.5. Yukon River District 3 chinook salmon commercial and subsistence catch by age, run of origin and fishery, 1994.

| Strata | Stock Group | Age Group 1.1 | 0.3 | 1.2 | 0.4 | 1.3 | 0.5 | 1.4 | 2.3 | 1.5 | 2.4 | 1.6 | Total |
|---|---|---|---|---|---|---|---|---|---|---|---|---|---|
| Period 1 | Lower | 0 | 0 | 3 | 0 | 47 | 0 | 46 | 0 | 2 | 0 | 0 | 98 |
| 22-Jun | Middle | 0 | 0 | 4 | 0 | 131 | 0 | 109 | 0 | 3 | 0 | 0 | 247 |
| 8" Mesh Size or | **Alaska** | **0** | **0** | **7** | **0** | **178** | **0** | **155** | **0** | **5** | **0** | **0** | **345** |
| Larger | Upper | 0 | 0 | 1 | 0 | 85 | 0 | 149 | 0 | 10 | 7 | 0 | 252 |
| | **Total** | **0** | **0** | **8** | **0** | **263** | **0** | **304** | **0** | **15** | **7** | **0** | **597** |
| Period 2 | Lower | 0 | 1 | 2 | 0 | 91 | 0 | 63 | 0 | 4 | 0 | 0 | 161 |
| 26-Jun | Middle | 0 | 1 | 0 | 0 | 20 | 0 | 82 | 0 | 3 | 0 | 0 | 106 |
| 8" Mesh Size or | **Alaska** | **0** | **2** | **2** | **0** | **111** | **0** | **145** | **0** | **7** | **0** | **0** | **267** |
| Larger | Upper | 0 | 1 | 0 | 0 | 114 | 0 | 123 | 1 | 11 | 0 | 0 | 250 |
| | **Total** | **0** | **3** | **2** | **0** | **225** | **0** | **268** | **1** | **18** | **0** | **0** | **517** |
| Commercial | Lower | 0 | 1 | 5 | 0 | 138 | 0 | 109 | 0 | 6 | 0 | 0 | 259 |
| Season Total | Middle | 0 | 1 | 4 | 0 | 151 | 0 | 191 | 0 | 6 | 0 | 0 | 353 |
| | **Alaska** | **0** | **2** | **9** | **0** | **289** | **0** | **300** | **0** | **12** | **0** | **0** | **612** |
| | Upper | 0 | 1 | 1 | 0 | 199 | 0 | 272 | 1 | 21 | 7 | 0 | 502 |
| | **Total** | **0** | **3** | **10** | **0** | **488** | **0** | **572** | **1** | **33** | **7** | **0** | **1,114** |
| Subsistence | Lower | 0 | 5 | 26 | 0 | 726 | 0 | 573 | 0 | 32 | 0 | 0 | 1,362 |
| Season Total | Middle | 0 | 5 | 21 | 0 | 794 | 0 | 1,004 | 0 | 32 | 0 | 0 | 1,856 |
| | **Alaska** | **0** | **10** | **47** | **0** | **1,520** | **0** | **1,577** | **0** | **64** | **0** | **0** | **3,218** |
| | Upper | 0 | 5 | 5 | 0 | 1,047 | 0 | 1,430 | 5 | 111 | 37 | 0 | 2,640 |
| | **Total** | **0** | **15** | **52** | **0** | **2,567** | **0** | **3,007** | **5** | **175** | **37** | **0** | **5,858** |
| Season Total | Lower | 0 | 6 | 31 | 0 | 864 | 0 | 682 | 0 | 38 | 0 | 0 | 1,621 |
| | Middle | 0 | 6 | 25 | 0 | 945 | 0 | 1,195 | 0 | 38 | 0 | 0 | 2,209 |
| | **Alaska** | **0** | **12** | **56** | **0** | **1,809** | **0** | **1,877** | **0** | **76** | **0** | **0** | **3,830** |
| | Upper | 0 | 6 | 6 | 0 | 1,246 | 0 | 1,702 | 6 | 132 | 44 | 0 | 3,142 |
| | **Total** | **0** | **18** | **62** | **0** | **3,055** | **0** | **3,579** | **6** | **208** | **44** | **0** | **6,972** |

Appendix Table N.6. Yukon River District 4 chinook salmon commercial and subsistence catch by age, run of origin and fishery, 1994.

| Strata | Stock Group | Age Group 1.1 | 0.3 | 1.2 | 0.4 | 1.3 | 0.5 | 1.4 | 2.3 | 1.5 | 2.4 | 1.6 | Total |
|---|---|---|---|---|---|---|---|---|---|---|---|---|---|
| Commercial Gillnet Season Total | Lower | 0 | 0 | 1 | 0 | 23 | 0 | 17 | 0 | 1 | 0 | 0 | 42 |
| | Middle | 0 | 0 | 1 | 0 | 26 | 0 | 30 | 0 | 1 | 0 | 0 | 58 |
| | **Alaska** | **0** | **0** | **2** | **0** | **49** | **0** | **47** | **0** | **2** | **0** | **0** | **100** |
| | Upper | 0 | 0 | 0 | 0 | 34 | 0 | 43 | 0 | 5 | 0 | 0 | 82 |
| | **Total** | **0** | **0** | **2** | **0** | **83** | **0** | **90** | **0** | **7** | **0** | **0** | **182** |
| Commercial Fishwheel Season Total | Lower | 5 | 0 | 91 | 0 | 418 | 0 | 106 | 0 | 6 | 0 | 0 | 626 |
| | Middle | 5 | 0 | 72 | 0 | 457 | 0 | 186 | 0 | 6 | 0 | 0 | 726 |
| | **Alaska** | **10** | **0** | **163** | **0** | **875** | **0** | **292** | **0** | **19** | **0** | **0** | **1,352** |
| | Upper | 5 | 0 | 18 | 0 | 602 | 0 | 265 | 0 | 20 | 0 | 0 | 910 |
| | **Total** | **15** | **0** | **181** | **0** | **1,477** | **0** | **557** | **0** | **39** | **0** | **0** | **2,262** |
| Commercial Season Total | Lower | 5 | 0 | 91 | 0 | 441 | 0 | 123 | 0 | 7 | 0 | 0 | 667 |
| | Middle | 5 | 0 | 73 | 0 | 483 | 0 | 216 | 0 | 7 | 0 | 0 | 784 |
| | **Alaska** | **10** | **0** | **164** | **0** | **924** | **0** | **339** | **0** | **14** | **0** | **0** | **1,451** |
| | Upper | 5 | 0 | 18 | 0 | 636 | 0 | 308 | 0 | 25 | 0 | 0 | 992 |
| | **Total** | **15** | **0** | **182** | **0** | **1,560** | **0** | **647** | **0** | **39** | **0** | **0** | **2,443** |
| Subsistence Season Total | Lower | 21 | 0 | 381 | 0 | 1,825 | 0 | 509 | 0 | 29 | 0 | 0 | 2,765 |
| | Middle | 21 | 0 | 302 | 0 | 1,999 | 0 | 894 | 0 | 29 | 0 | 0 | 3,245 |
| | **Alaska** | **42** | **0** | **683** | **0** | **3,824** | **0** | **1,403** | **0** | **58** | **0** | **0** | **6,010** |
| | Upper | 21 | 0 | 74 | 0 | 2,632 | 0 | 1,275 | 0 | 99 | 0 | 0 | 4,101 |
| | **Total** | **63** | **0** | **757** | **0** | **6,456** | **0** | **2,678** | **0** | **157** | **0** | **0** | **10,111** |
| Season Total | Lower | 26 | 0 | 472 | 0 | 2,266 | 0 | 632 | 0 | 36 | 0 | 0 | 3,432 |
| | Middle | 26 | 0 | 375 | 0 | 2,482 | 0 | 1,110 | 0 | 36 | 0 | 0 | 4,029 |
| | **Alaska** | **52** | **0** | **847** | **0** | **4,748** | **0** | **1,742** | **0** | **72** | **0** | **0** | **7,461** |
| | Upper | 26 | 0 | 92 | 0 | 3,268 | 0 | 1,583 | 0 | 124 | 0 | 0 | 5,093 |
| | **Total** | **78** | **0** | **939** | **0** | **8,016** | **0** | **3,325** | **0** | **196** | **0** | **0** | **12,554** |

Appendix Table N.7. Yukon River District 5 chinook salmon commercial and subsistence catch by age and fishery, 1994, with run of origin presumed to be Upper Run based on geographic location.

| Strata | Stock Group | Age Group 1.1 | 0.3 | 1.2 | 0.4 | 1.3 | 0.5 | 1.4 | 2.3 | 1.5 | 2.4 | 1.6 | Total |
|---|---|---|---|---|---|---|---|---|---|---|---|---|---|
| Commercial Gillnet | Upper | 0 | 0 | 17 | 0 | 556 | 0 | 456 | 0 | 99 | 0 | 0 | 1,128 |
| Commercial Fishwheel | Upper | 17 | 0 | 468 | 0 | 1,594 | 0 | 520 | 0 | 17 | 0 | 0 | 2,616 |
| Commercial Season Total | Upper | 17 | 0 | 485 | 0 | 2,150 | 0 | 976 | 0 | 116 | 0 | 0 | 3,744 |
| Subsistence | Upper | 87 | 0 | 2,475 | 0 | 10,970 | 0 | 4,980 | 0 | 592 | 0 | 0 | 19,104 |
| Season Total | Upper | 104 | 0 | 2,960 | 0 | 13,120 | 0 | 5,956 | 0 | 708 | 0 | 0 | 22,848 |

Appendix Table N.8. Yukon River District 6 chinook salmon commercial, subsistence and sport fish catch by age and fishery, 1994, with run of origin presumed to be Middle Run based on geographic location.

| Strata | Stock Group | Age Group 1.1 | 0.3 | 1.2 | 0.4 | 1.3 | 0.5 | 1.4 | 2.3 | 1.5 | 2.4 | 1.6 | Total |
|---|---|---|---|---|---|---|---|---|---|---|---|---|---|
| Commercial Fishwheel | Upper | 145 | 0 | 376 | 0 | 1,115 | 0 | 912 | 0 | 58 | 0 | 0 | 2,606 |
| Sport Fish Catch | Upper | 8 | 0 | 63 | 0 | 932 | 0 | 1,185 | 6 | 87 | 0 | 0 | 2,281 |
| Subsistence | Upper | 211 | 0 | 549 | 0 | 1,627 | 0 | 1,330 | 0 | 85 | 0 | 0 | 3,802 |
| Season Total | Upper | 364 | 0 | 988 | 0 | 3,674 | 0 | 3,427 | 6 | 230 | 0 | 0 | 8,689 |

Appendix Table N.9. Yukon River Canadian chinook salmon commercial and non-commercial catch by age and fishery, 1994, with run of origin presumed to be Upper Run based on geographic location.

| Strata | Stock Group | Age Group 1.1 | 0.3 | 1.2 | 0.4 | 1.3 | 0.5 | 1.4 | 2.3 | 1.5 | 2.4 | 1.6 | Total |
|---|---|---|---|---|---|---|---|---|---|---|---|---|---|
| Commercial | Upper | 55 | 0 | 1,558 | 0 | 6,907 | 0 | 3,135 | 0 | 373 | 0 | 0 | 12,028 |
| Non-Commercial | Upper | 42 | 0 | 1,190 | 0 | 5,277 | 0 | 2,396 | 0 | 285 | 0 | 0 | 9,190 |
| Season Total | Upper | 97 | 0 | 2,748 | 0 | 12,184 | 0 | 5,531 | 0 | 658 | 0 | 0 | 21,218 |

Appendix Table N.10. Yukon River chinook salmon catch by age, run of origin and fishery, 1994.

| District | Fishery | Stock Group | Age Group 1.1 | 0.3 | 1.2 | 0.4 | 1.3 | 0.5 | 1.4 | 2.3 | 1.5 | 2.4 | 1.6 | Total |
|---|---|---|---|---|---|---|---|---|---|---|---|---|---|---|
| 1 | Commercial [a] | Lower | 1 | 0 | 978 | 0 | 6,962 | 0 | 7,302 | 0 | 534 | 0 | 29 | 15,806 |
| | | Middle | 1 | 0 | 219 | 0 | 2,880 | 0 | 9,516 | 14 | 384 | 0 | 0 | 13,014 |
| | | **Alaska** | **2** | **0** | **1,197** | **0** | **9,842** | **0** | **16,818** | **14** | **918** | **0** | **29** | **28,820** |
| | | Upper | 1 | 0 | 188 | 0 | 15,525 | 0 | 17,131 | 63 | 1,807 | 262 | 5 | 34,982 |
| | | **Total** | **3** | **0** | **1,385** | **0** | **25,367** | **0** | **33,949** | **77** | **2,725** | **262** | **34** | **63,802** |
| | Subsistence [b] | Lower | 4 | 0 | 47 | 0 | 426 | 0 | 469 | 0 | 43 | 0 | 0 | 989 |
| | | Middle | 4 | 0 | 22 | 0 | 409 | 0 | 1,087 | 0 | 56 | 0 | 0 | 1,578 |
| | | **Alaska** | **8** | **0** | **69** | **0** | **835** | **0** | **1,556** | **0** | **99** | **0** | **0** | **2,567** |
| | | Upper | 4 | 0 | 21 | 0 | 1,914 | 0 | 1,880 | 0 | 247 | 21 | 0 | 4,087 |
| | | **Total** | **12** | **0** | **90** | **0** | **2,749** | **0** | **3,436** | **0** | **346** | **21** | **0** | **6,654** |
| 2 | Commercial | Lower | 0 | 34 | 165 | 26 | 6,298 | 11 | 5,037 | 0 | 400 | 0 | 0 | 11,971 |
| | | Middle | 0 | 34 | 76 | 20 | 3,204 | 11 | 6,230 | 11 | 241 | 0 | 0 | 9,827 |
| | | **Alaska** | **0** | **68** | **241** | **46** | **9,502** | **22** | **11,267** | **11** | **641** | **0** | **0** | **21,798** |
| | | Upper | 0 | 34 | 22 | 28 | 7,951 | 11 | 10,682 | 41 | 1,091 | 0 | 104 | 19,964 |
| | | **Total** | **0** | **102** | **263** | **74** | **17,453** | **33** | **21,949** | **52** | **1,732** | **0** | **104** | **41,762** |
| | Subsistence | Lower | 5 | 0 | 64 | 0 | 578 | 0 | 637 | 0 | 58 | 0 | 0 | 1,342 |
| | | Middle | 5 | 0 | 30 | 0 | 555 | 0 | 1,476 | 0 | 76 | 0 | 0 | 2,142 |
| | | **Alaska** | **10** | **0** | **94** | **0** | **1,133** | **0** | **2,113** | **0** | **134** | **0** | **0** | **3,484** |
| | | Upper | 5 | 0 | 29 | 0 | 2,599 | 0 | 2,553 | 0 | 335 | 0 | 29 | 5,550 |
| | | **Total** | **15** | **0** | **123** | **0** | **3,732** | **0** | **4,666** | **0** | **469** | **0** | **29** | **9,034** |
| 3 | Commercial | Lower | 0 | 1 | 5 | 0 | 138 | 0 | 109 | 0 | 6 | 0 | 0 | 259 |
| | | Middle | 0 | 1 | 4 | 0 | 151 | 0 | 191 | 0 | 6 | 0 | 0 | 353 |
| | | **Alaska** | **40** | **2** | **9** | **0** | **289** | **0** | **300** | **0** | **12** | **0** | **0** | **612** |
| | | Upper | 0 | 1 | 1 | 0 | 199 | 0 | 272 | 1 | 21 | 7 | 0 | 502 |
| | | **Total** | **40** | **3** | **10** | **0** | **488** | **0** | **572** | **1** | **33** | **7** | **0** | **1,114** |
| | Subsistence | Lower | 0 | 5 | 26 | 0 | 726 | 0 | 573 | 0 | 32 | 0 | 0 | 1,362 |
| | | Middle | 0 | 5 | 21 | 0 | 794 | 0 | 1,004 | 0 | 32 | 0 | 0 | 1,856 |
| | | **Alaska** | **80** | **10** | **47** | **0** | **1,520** | **0** | **1,577** | **0** | **64** | **0** | **0** | **3,218** |
| | | Upper | 0 | 5 | 5 | 0 | 1,047 | 0 | 1,430 | 5 | 111 | 37 | 0 | 2,640 |
| | | **Total** | **80** | **15** | **52** | **0** | **2,567** | **0** | **3,007** | **5** | **175** | **37** | **0** | **5,858** |
| 4 | Commercial | Lower | 5 | 0 | 91 | 0 | 441 | 0 | 123 | 0 | 7 | 0 | 0 | 667 |
| | | Middle | 5 | 0 | 73 | 0 | 483 | 0 | 216 | 0 | 7 | 0 | 0 | 784 |
| | | **Alaska** | **10** | **0** | **164** | **0** | **924** | **0** | **339** | **0** | **14** | **0** | **0** | **1,451** |
| | | Upper | 5 | 0 | 18 | 0 | 636 | 0 | 308 | 0 | 25 | 0 | 0 | 992 |
| | | **Total** | **15** | **0** | **182** | **0** | **1,560** | **0** | **647** | **0** | **39** | **0** | **0** | **2,443** |
| | Subsistence | Lower | 21 | 0 | 381 | 0 | 1,825 | 0 | 509 | 0 | 29 | 0 | 0 | 2,765 |
| | | Middle | 21 | 0 | 302 | 0 | 1,999 | 0 | 894 | 0 | 29 | 0 | 0 | 3,245 |
| | | **Alaska** | **42** | **0** | **683** | **0** | **3,824** | **0** | **1,403** | **0** | **58** | **0** | **0** | **6,010** |
| | | Upper | 21 | 0 | 74 | 0 | 2,632 | 0 | 1,275 | 0 | 99 | 0 | 0 | 4,101 |
| | | **Total** | **63** | **0** | **757** | **0** | **6,456** | **0** | **2,678** | **0** | **157** | **0** | **0** | **10,111** |
| 5 | Commercial | Upper | 17 | 0 | 485 | 0 | 2,150 | 0 | 976 | 0 | 116 | 0 | 0 | 3,744 |
| | Subsistence | Upper | 87 | 0 | 2,475 | 0 | 10,970 | 0 | 4,980 | 0 | 592 | 0 | 0 | 19,104 |
| | Total | | 104 | 0 | 2,960 | 0 | 13,120 | 0 | 5,956 | 0 | 708 | 0 | 0 | 22,848 |
| 6 | Commercial | Middle | 145 | 0 | 376 | 0 | 1,115 | 0 | 912 | 0 | 58 | 0 | 0 | 2,606 |
| | Sport Fish | Middle | 8 | 0 | 63 | 0 | 932 | 0 | 1,185 | 6 | 87 | 0 | 0 | 2,281 |
| | Subsistence | Middle | 211 | 0 | 549 | 0 | 1,627 | 0 | 1,330 | 0 | 85 | 0 | 0 | 3,802 |
| | Total | | 364 | 0 | 988 | 0 | 3,674 | 0 | 3,427 | 6 | 230 | 0 | 0 | 8,689 |
| Canada | Commercial | Upper | 55 | 0 | 1,558 | 0 | 6,907 | 0 | 3,135 | 0 | 373 | 0 | 0 | 12,028 |
| | Non-Commercial | Upper | 42 | 0 | 1,190 | 0 | 5,277 | 0 | 2,396 | 0 | 285 | 0 | 0 | 9,190 |
| | | **Total** | **97** | **0** | **2,748** | **0** | **12,184** | **0** | **5,531** | **0** | **658** | **0** | **0** | **21,218** |
| Total Harvest | | Lower | 36 | 40 | 1,757 | 26 | 17,394 | 11 | 14,759 | 0 | 1,109 | 0 | 29 | 35,161 |
| | | Middle | 400 | 40 | 1,735 | 20 | 14,149 | 11 | 24,041 | 31 | 1,061 | 0 | 0 | 41,488 |
| | | **Alaska** | **436** | **80** | **3,492** | **46** | **31,543** | **22** | **38,800** | **31** | **2,170** | **0** | **29** | **76,649** |
| | | Upper | 237 | 40 | 6,066 | 28 | 57,807 | 11 | 47,018 | 110 | 5,102 | 327 | 138 | 116,884 |
| | | **Total** | **673** | **120** | **9,558** | **74** | **89,350** | **33** | **85,818** | **141** | **7,272** | **327** | **167** | **193,533** |

[a] Includes a test fish catch of 1,561 chinook salmon.

[b] Includes a test fish catch of 70 chinook salmon.

Appendix Table N.11. Yukon River chinook salmon catch proportions by age, run of origin and fishery, 1994.

| District | Fishery | Stock Group | Age Group 1.1 | 0.3 | 1.2 | 0.4 | 1.3 | 0.5 | 1.4 | 2.3 | 1.5 | 2.4 | 1.6 | Total |
|---|---|---|---|---|---|---|---|---|---|---|---|---|---|---|
| 1 | Commercial | Lower | 0.000 | 0.000 | 0.015 | 0.000 | 0.109 | 0.000 | 0.114 | 0.000 | 0.008 | 0.000 | 0.000 | 0.248 |
| | | Middle | 0.000 | 0.000 | 0.003 | 0.000 | 0.045 | 0.000 | 0.149 | 0.000 | 0.006 | 0.000 | 0.000 | 0.204 |
| | | **Alaska** | **0.000** | **0.000** | **0.019** | **0.000** | **0.154** | **0.000** | **0.264** | **0.000** | **0.014** | **0.000** | **0.000** | **0.452** |
| | | Upper | 0.000 | 0.000 | 0.003 | 0.000 | 0.243 | 0.000 | 0.269 | 0.001 | 0.028 | 0.004 | 0.000 | 0.548 |
| | | **Total** | **0.000** | **0.000** | **0.022** | **0.000** | **0.398** | **0.000** | **0.532** | **0.001** | **0.043** | **0.004** | **0.001** | **1.000** |
| | Subsistence | Lower | 0.001 | 0.000 | 0.007 | 0.000 | 0.064 | 0.000 | 0.070 | 0.000 | 0.006 | 0.000 | 0.000 | 0.149 |
| | | Middle | 0.001 | 0.000 | 0.003 | 0.000 | 0.061 | 0.000 | 0.163 | 0.000 | 0.008 | 0.000 | 0.000 | 0.237 |
| | | **Alaska** | **0.001** | **0.000** | **0.010** | **0.000** | **0.125** | **0.000** | **0.234** | **0.000** | **0.015** | **0.000** | **0.000** | **0.386** |
| | | Upper | 0.001 | 0.000 | 0.003 | 0.000 | 0.288 | 0.000 | 0.283 | 0.000 | 0.037 | 0.003 | 0.000 | 0.614 |
| | | **Total** | **0.002** | **0.000** | **0.014** | **0.000** | **0.413** | **0.000** | **0.516** | **0.000** | **0.052** | **0.003** | **0.000** | **1.000** |
| 2 | Commercial | Lower | 0.000 | 0.001 | 0.004 | 0.001 | 0.151 | 0.000 | 0.121 | 0.000 | 0.010 | 0.000 | 0.000 | 0.287 |
| | | Middle | 0.000 | 0.001 | 0.002 | 0.000 | 0.077 | 0.000 | 0.149 | 0.000 | 0.006 | 0.000 | 0.000 | 0.235 |
| | | **Alaska** | **0.000** | **0.002** | **0.006** | **0.001** | **0.228** | **0.001** | **0.270** | **0.000** | **0.015** | **0.000** | **0.000** | **0.522** |
| | | Upper | 0.000 | 0.001 | 0.001 | 0.001 | 0.190 | 0.000 | 0.256 | 0.001 | 0.026 | 0.000 | 0.002 | 0.478 |
| | | **Total** | **0.000** | **0.002** | **0.006** | **0.002** | **0.418** | **0.001** | **0.526** | **0.001** | **0.041** | **0.000** | **0.002** | **1.000** |
| | Subsistence | Lower | 0.001 | 0.000 | 0.007 | 0.000 | 0.064 | 0.000 | 0.071 | 0.000 | 0.006 | 0.000 | 0.000 | 0.149 |
| | | Middle | 0.001 | 0.000 | 0.003 | 0.000 | 0.061 | 0.000 | 0.163 | 0.000 | 0.008 | 0.000 | 0.000 | 0.237 |
| | | **Alaska** | **0.001** | **0.000** | **0.010** | **0.000** | **0.125** | **0.000** | **0.234** | **0.000** | **0.015** | **0.000** | **0.000** | **0.386** |
| | | Upper | 0.001 | 0.000 | 0.003 | 0.000 | 0.288 | 0.000 | 0.283 | 0.000 | 0.037 | 0.000 | 0.003 | 0.614 |
| | | **Total** | **0.002** | **0.000** | **0.014** | **0.000** | **0.413** | **0.000** | **0.516** | **0.000** | **0.052** | **0.000** | **0.003** | **1.000** |
| 3 | Commercial | Lower | 0.000 | 0.001 | 0.004 | 0.000 | 0.124 | 0.000 | 0.098 | 0.000 | 0.005 | 0.000 | 0.000 | 0.232 |
| | | Middle | 0.000 | 0.001 | 0.004 | 0.000 | 0.136 | 0.000 | 0.171 | 0.000 | 0.005 | 0.000 | 0.000 | 0.317 |
| | | **Alaska** | **0.004** | **0.002** | **0.008** | **0.000** | **0.259** | **0.000** | **0.269** | **0.000** | **0.011** | **0.000** | **0.000** | **0.549** |
| | | Upper | 0.000 | 0.001 | 0.001 | 0.000 | 0.179 | 0.000 | 0.244 | 0.001 | 0.019 | 0.006 | 0.000 | 0.451 |
| | | **Total** | **0.004** | **0.003** | **0.009** | **0.000** | **0.438** | **0.000** | **0.513** | **0.001** | **0.030** | **0.006** | **0.000** | **1.000** |
| | Subsistence | Lower | 0.000 | 0.001 | 0.004 | 0.000 | 0.124 | 0.000 | 0.098 | 0.000 | 0.005 | 0.000 | 0.000 | 0.233 |
| | | Middle | 0.000 | 0.001 | 0.004 | 0.000 | 0.136 | 0.000 | 0.171 | 0.000 | 0.005 | 0.000 | 0.000 | 0.317 |
| | | **Alaska** | **0.009** | **0.002** | **0.008** | **0.000** | **0.259** | **0.000** | **0.269** | **0.000** | **0.011** | **0.000** | **0.000** | **0.549** |
| | | Upper | 0.000 | 0.001 | 0.001 | 0.000 | 0.179 | 0.000 | 0.244 | 0.001 | 0.019 | 0.006 | 0.000 | 0.451 |
| | | **Total** | **0.009** | **0.003** | **0.009** | **0.000** | **0.438** | **0.000** | **0.513** | **0.001** | **0.030** | **0.006** | **0.000** | **1.000** |
| 4 | Commercial | Lower | 0.002 | 0.000 | 0.037 | 0.000 | 0.181 | 0.000 | 0.050 | 0.000 | 0.003 | 0.000 | 0.000 | 0.273 |
| | | Middle | 0.002 | 0.000 | 0.030 | 0.000 | 0.198 | 0.000 | 0.088 | 0.000 | 0.003 | 0.000 | 0.000 | 0.321 |
| | | **Alaska** | **0.004** | **0.000** | **0.067** | **0.000** | **0.378** | **0.000** | **0.139** | **0.000** | **0.006** | **0.000** | **0.000** | **0.594** |
| | | Upper | 0.002 | 0.000 | 0.007 | 0.000 | 0.260 | 0.000 | 0.126 | 0.000 | 0.010 | 0.000 | 0.000 | 0.406 |
| | | **Total** | **0.006** | **0.000** | **0.074** | **0.000** | **0.639** | **0.000** | **0.265** | **0.000** | **0.016** | **0.000** | **0.000** | **1.000** |
| | Subsistence | Lower | 0.002 | 0.000 | 0.038 | 0.000 | 0.180 | 0.000 | 0.050 | 0.000 | 0.003 | 0.000 | 0.000 | 0.273 |
| | | Middle | 0.002 | 0.000 | 0.030 | 0.000 | 0.198 | 0.000 | 0.088 | 0.000 | 0.003 | 0.000 | 0.000 | 0.321 |
| | | **Alaska** | **0.004** | **0.000** | **0.068** | **0.000** | **0.378** | **0.000** | **0.139** | **0.000** | **0.006** | **0.000** | **0.000** | **0.594** |
| | | Upper | 0.002 | 0.000 | 0.007 | 0.000 | 0.260 | 0.000 | 0.126 | 0.000 | 0.010 | 0.000 | 0.000 | 0.406 |
| | | **Total** | **0.006** | **0.000** | **0.075** | **0.000** | **0.639** | **0.000** | **0.265** | **0.000** | **0.016** | **0.000** | **0.000** | **1.000** |
| 5 | Commercial | Upper | 0.005 | 0.000 | 0.130 | 0.000 | 0.574 | 0.000 | 0.261 | 0.000 | 0.031 | 0.000 | 0.000 | 1.000 |
| | Subsistence | Upper | 0.005 | 0.000 | 0.130 | 0.000 | 0.574 | 0.000 | 0.261 | 0.000 | 0.031 | 0.000 | 0.000 | 1.000 |
| | **Total** | | **0.005** | **0.000** | **0.130** | **0.000** | **0.574** | **0.000** | **0.261** | **0.000** | **0.031** | **0.000** | **0.000** | **1.000** |
| 6 | Commercial | Middle | 0.056 | 0.000 | 0.144 | 0.000 | 0.428 | 0.000 | 0.350 | 0.000 | 0.022 | 0.000 | 0.000 | 1.000 |
| | Sport Fish | Middle | 0.004 | 0.000 | 0.028 | 0.000 | 0.409 | 0.000 | 0.520 | 0.003 | 0.038 | 0.000 | 0.000 | 1.000 |
| | Subsistence | Middle | 0.055 | 0.000 | 0.144 | 0.000 | 0.428 | 0.000 | 0.350 | 0.000 | 0.022 | 0.000 | 0.000 | 1.000 |
| | **Total** | | **0.042** | **0.000** | **0.114** | **0.000** | **0.423** | **0.000** | **0.394** | **0.001** | **0.026** | **0.000** | **0.000** | **1.000** |
| **Canada** | Commercial | Upper | 0.005 | 0.000 | 0.130 | 0.000 | 0.574 | 0.000 | 0.261 | 0.000 | 0.031 | 0.000 | 0.000 | 1.000 |
| | Non-Commercial | Upper | 0.005 | 0.000 | 0.129 | 0.000 | 0.574 | 0.000 | 0.261 | 0.000 | 0.031 | 0.000 | 0.000 | 1.000 |
| | | **Total** | **0.005** | **0.000** | **0.130** | **0.000** | **0.574** | **0.000** | **0.261** | **0.000** | **0.031** | **0.000** | **0.000** | **1.000** |
| **Total Harvest** | | Lower | 0.000 | 0.000 | 0.009 | 0.000 | 0.090 | 0.000 | 0.076 | 0.000 | 0.006 | 0.000 | 0.000 | 0.182 |
| | | Middle | 0.002 | 0.000 | 0.009 | 0.000 | 0.073 | 0.000 | 0.124 | 0.000 | 0.005 | 0.000 | 0.000 | 0.214 |
| | | **Alaska** | **0.002** | **0.000** | **0.018** | **0.000** | **0.163** | **0.000** | **0.200** | **0.000** | **0.011** | **0.000** | **0.000** | **0.396** |
| | | Upper | 0.001 | 0.000 | 0.031 | 0.000 | 0.299 | 0.000 | 0.243 | 0.001 | 0.026 | 0.002 | 0.001 | 0.604 |
| | | **Total** | **0.003** | **0.001** | **0.049** | **0.000** | **0.462** | **0.000** | **0.443** | **0.001** | **0.038** | **0.002** | **0.001** | **1.000** |

Appendix Table O.1. Yukon River District 1 chinook salmon commercial catch by age, run of origin and period, 1995.

| Strata | Stock Group | Age Group 1.1 | 1.2 | 1.3 | 2.2 | 1.4 | 2.3 | 1.5 | 2.4 | 1.6 | Total |
|---|---|---|---|---|---|---|---|---|---|---|---|
| Period 1 | Lower | 0 | 0 | 0 | 0 | 2,380 | 16 | 31 | 0 | 0 | 2,427 |
| 12-Jun | Middle | 0 | 89 | 120 | 0 | 1,987 | 16 | 27 | 0 | 0 | 2,239 |
| Unrestricted Mesh Size | **Alaska** | **0** | **89** | **120** | **0** | **4,367** | **32** | **58** | **0** | **0** | **4,666** |
| | Upper | 0 | 206 | 1,404 | 0 | 11,711 | 16 | 385 | 0 | 0 | 13,722 |
| | **Total** | **0** | **295** | **1,524** | **0** | **16,078** | **48** | **443** | **0** | **0** | **18,388** |
| Period 2 | Lower | 0 | 687 | 805 | 0 | 2,208 | 16 | 56 | 0 | 0 | 3,772 |
| 15-Jun | Middle | 0 | 0 | 0 | 0 | 4,057 | 16 | 107 | 143 | 0 | 4,323 |
| Unrestricted Mesh Size | **Alaska** | **0** | **687** | **805** | **0** | **6,265** | **32** | **163** | **143** | **0** | **8,095** |
| | Upper | 0 | 123 | 1,722 | 0 | 7,085 | 16 | 457 | 0 | 0 | 9,403 |
| | **Total** | **0** | **810** | **2,527** | **0** | **13,350** | **48** | **620** | **143** | **0** | **17,498** |
| Period 3 | Lower | 0 | 162 | 275 | 0 | 893 | 0 | 19 | 0 | 0 | 1,349 |
| 19-Jun | Middle | 0 | 19 | 76 | 0 | 1,737 | 0 | 39 | 0 | 0 | 1,871 |
| Unrestricted Mesh Size | **Alaska** | **0** | **181** | **351** | **0** | **2,630** | **0** | **58** | **0** | **0** | **3,220** |
| | Upper | 0 | 31 | 622 | 0 | 2,501 | 0 | 137 | 0 | 0 | 3,291 |
| | **Total** | **0** | **212** | **973** | **0** | **5,131** | **0** | **195** | **0** | **0** | **6,511** |
| Period 4 | Lower | 0 | 501 | 927 | 0 | 5,735 | 0 | 255 | 0 | 18 | 7,436 |
| 22-Jun | Middle | 0 | 144 | 632 | 0 | 5,283 | 0 | 244 | 55 | 18 | 6,376 |
| Unrestricted Mesh Size | **Alaska** | **0** | **645** | **1,559** | **0** | **11,018** | **0** | **499** | **55** | **36** | **13,812** |
| | Upper | 0 | 17 | 371 | 0 | 6,293 | 0 | 714 | 0 | 18 | 7,413 |
| | **Total** | **0** | **662** | **1,930** | **0** | **17,311** | **0** | **1,213** | **55** | **54** | **21,225** |
| Period 5 | Lower | 0 | 182 | 661 | 0 | 2,949 | 0 | 128 | 0 | 0 | 3,920 |
| 26-Jun | Middle | 0 | 73 | 621 | 0 | 3,745 | 0 | 169 | 0 | 0 | 4,608 |
| Unrestricted Mesh Size | **Alaska** | **0** | **255** | **1,282** | **0** | **6,694** | **0** | **297** | **0** | **0** | **8,528** |
| | Upper | 0 | 4 | 183 | 0 | 2,241 | 0 | 249 | 0 | 0 | 2,677 |
| | **Total** | **0** | **259** | **1,465** | **0** | **8,935** | **0** | **546** | **0** | **0** | **11,205** |
| Period 6 | Lower | 0 | 17 | 11 | 0 | 15 | 0 | 0 | 0 | 0 | 43 |
| 27-Jun | Middle | 0 | 7 | 10 | 0 | 19 | 0 | 1 | 0 | 0 | 37 |
| Restricted Mesh Size | **Alaska** | **0** | **24** | **21** | **0** | **34** | **0** | **1** | **0** | **0** | **80** |
| | Upper | 0 | 0 | 3 | 0 | 12 | 0 | 1 | 0 | 0 | 16 |
| | **Total** | **0** | **24** | **24** | **0** | **46** | **0** | **2** | **0** | **0** | **96** |
| Period 7 | Lower | 0 | 111 | 84 | 0 | 131 | 1 | 4 | 0 | 0 | 331 |
| 28-Jun | Middle | 0 | 45 | 79 | 0 | 166 | 1 | 5 | 0 | 0 | 296 |
| Restricted Mesh Size | **Alaska** | **0** | **156** | **163** | **0** | **297** | **2** | **9** | **0** | **0** | **627** |
| | Upper | 0 | 3 | 23 | 0 | 99 | 1 | 7 | 0 | 0 | 133 |
| | **Total** | **0** | **159** | **186** | **0** | **396** | **3** | **16** | **0** | **0** | **760** |
| Period 8 | Lower | 0 | 13 | 4 | 0 | 28 | 0 | 0 | 0 | 0 | 45 |
| 30-Jun | Middle | 0 | 5 | 4 | 0 | 35 | 0 | 0 | 0 | 0 | 44 |
| Restricted Mesh Size | **Alaska** | **0** | **18** | **8** | **0** | **63** | **0** | **0** | **0** | **0** | **89** |
| | Upper | 0 | 0 | 1 | 0 | 21 | 0 | 0 | 0 | 0 | 22 |
| | **Total** | **0** | **18** | **9** | **0** | **84** | **0** | **0** | **0** | **0** | **111** |
| Period 9 | Lower | 0 | 0 | 35 | 0 | 26 | 0 | 0 | 0 | 0 | 61 |
| 03-Jul | Middle | 0 | 0 | 33 | 0 | 33 | 0 | 0 | 0 | 0 | 66 |
| Restricted Mesh Size | **Alaska** | **0** | **0** | **68** | **0** | **59** | **0** | **0** | **0** | **0** | **127** |
| | Upper | 0 | 0 | 10 | 0 | 20 | 0 | 0 | 0 | 0 | 30 |
| | **Total** | **0** | **0** | **78** | **0** | **79** | **0** | **0** | **0** | **0** | **157** |
| Period 10 | Lower | 0 | 6 | 4 | 0 | 18 | 0 | 0 | 0 | 0 | 28 |
| 06-Jul | Middle | 0 | 3 | 4 | 0 | 23 | 0 | 0 | 0 | 0 | 30 |
| Restricted Mesh Size | **Alaska** | **0** | **9** | **8** | **0** | **41** | **0** | **0** | **0** | **0** | **58** |
| | Upper | 0 | 0 | 1 | 0 | 14 | 0 | 0 | 0 | 0 | 15 |
| | **Total** | **0** | **9** | **9** | **0** | **55** | **0** | **0** | **0** | **0** | **73** |
| Period 11 | Lower | 0 | 0 | 3 | 0 | 22 | 0 | 2 | 0 | 0 | 27 |
| 07-Jul | Middle | 0 | 0 | 3 | 0 | 29 | 0 | 2 | 0 | 0 | 34 |
| Restricted Mesh Size | **Alaska** | **0** | **0** | **6** | **0** | **51** | **0** | **4** | **0** | **0** | **61** |
| | Upper | 0 | 0 | 1 | 0 | 17 | 0 | 3 | 0 | 0 | 21 |
| | **Total** | **0** | **0** | **7** | **0** | **68** | **0** | **7** | **0** | **0** | **82** |

Appendix Table O.2. Yukon River District 1 chinook salmon commercial, subsistence and test fish catch by age, run of origin and fishery, 1995.

| Strata | Stock Group | Age Group 1.1 | 1.2 | 1.3 | 2.2 | 1.4 | 2.3 | 1.5 | 2.4 | 1.6 | Total |
|---|---|---|---|---|---|---|---|---|---|---|---|
| Unrestricted Mesh Size Season Total | Lower | 0 | 1,532 | 2,668 | 0 | 14,165 | 32 | 489 | 0 | 18 | 18,904 |
| | Middle | 0 | 325 | 1,449 | 0 | 16,809 | 32 | 586 | 198 | 18 | 19,417 |
| | **Alaska** | **0** | **1,857** | **4,117** | **0** | **30,974** | **64** | **1,075** | **198** | **36** | **38,321** |
| | Upper | 0 | 381 | 4,302 | 0 | 29,831 | 32 | 1,942 | 0 | 18 | 36,506 |
| | **Total** | **0** | **2,238** | **8,419** | **0** | **60,805** | **96** | **3,017** | **198** | **54** | **74,827** |
| Restricted Mesh Size Season Total | Lower | 0 | 147 | 141 | 0 | 240 | 1 | 6 | 0 | 0 | 535 |
| | Middle | 0 | 60 | 133 | 0 | 305 | 1 | 8 | 0 | 0 | 507 |
| | **Alaska** | **0** | **207** | **274** | **0** | **545** | **2** | **14** | **0** | **0** | **1,042** |
| | Upper | 0 | 3 | 39 | 0 | 183 | 1 | 11 | 0 | 0 | 237 |
| | **Total** | **0** | **210** | **313** | **0** | **728** | **3** | **25** | **0** | **0** | **1,279** |
| Commercial Season Total | Lower | 0 | 1,679 | 2,809 | 0 | 14,405 | 33 | 495 | 0 | 18 | 19,439 |
| | Middle | 0 | 385 | 1,582 | 0 | 17,114 | 33 | 594 | 198 | 18 | 19,924 |
| | **Alaska** | **0** | **2,064** | **4,391** | **0** | **31,519** | **66** | **1,089** | **198** | **36** | **39,363** |
| | Upper | 0 | 384 | 4,341 | 0 | 30,014 | 33 | 1,953 | 0 | 18 | 36,743 |
| | **Total** | **0** | **2,448** | **8,732** | **0** | **61,533** | **99** | **3,042** | **198** | **54** | **76,106** |
| Test Fish Catch | Lower | 0 | 0 | 0 | 0 | 228 | 1 | 6 | 8 | 0 | 243 |
| | Middle | 0 | 43 | 22 | 0 | 190 | 1 | 6 | 8 | 0 | 270 |
| | **Alaska** | **0** | **43** | **22** | **0** | **418** | **2** | **12** | **16** | **0** | **513** |
| | Upper | 0 | 101 | 255 | 0 | 1,122 | 1 | 78 | 8 | 0 | 1,565 |
| | **Total** | **0** | **144** | **277** | **0** | **1,540** | **3** | **90** | **24** | **0** | **2,078** |
| Subsistence | Lower | 0 | 0 | 0 | 0 | 771 | 5 | 10 | 0 | 0 | 786 |
| | Middle | 0 | 29 | 39 | 0 | 644 | 5 | 9 | 0 | 0 | 726 |
| | **Alaska** | **0** | **29** | **39** | **0** | **1,415** | **10** | **19** | **0** | **0** | **1,512** |
| | Upper | 0 | 67 | 455 | 0 | 3,796 | 5 | 125 | 0 | 0 | 4,448 |
| | **Total** | **0** | **96** | **494** | **0** | **5,211** | **15** | **144** | **0** | **0** | **5,960** |
| Season Total | Lower | 0 | 1,679 | 2,809 | 0 | 15,404 | 39 | 511 | 8 | 18 | 20,468 |
| | Middle | 0 | 457 | 1,643 | 0 | 17,948 | 39 | 609 | 206 | 18 | 20,920 |
| | **Alaska** | **0** | **2,136** | **4,452** | **0** | **33,352** | **78** | **1,120** | **214** | **36** | **41,388** |
| | Upper | 0 | 552 | 5,051 | 0 | 34,932 | 39 | 2,156 | 8 | 18 | 42,756 |
| | **Total** | **0** | **2,688** | **9,503** | **0** | **68,284** | **117** | **3,276** | **222** | **54** | **84,144** |

Appendix Table O.3. Yukon River District 2 chinook salmon commercial catch by age, run of origin and period, 1995.

| Strata | Stock Group | Age Group 1.1 | 1.2 | 1.3 | 2.2 | 1.4 | 2.3 | 1.5 | 2.4 | 1.6 | Total |
|---|---|---|---|---|---|---|---|---|---|---|---|
| Period 1 | Lower | 0 | 89 | 123 | 86 | 936 | 21 | 27 | 0 | 0 | 1,282 |
| 11-Jun | Middle | 0 | 83 | 271 | 86 | 2,783 | 21 | 83 | 281 | 0 | 3,608 |
| Unrestricted Mesh Size | **Alaska** | **0** | **172** | **394** | **172** | **3,719** | **42** | **110** | **281** | **0** | **4,890** |
| | Upper | 0 | 19 | 304 | 86 | 6,347 | 21 | 462 | 0 | 0 | 7,239 |
| | **Total** | **0** | **191** | **698** | **258** | **10,066** | **63** | **572** | **281** | **0** | **12,129** |
| Period 2 | Lower | 0 | 302 | 472 | 0 | 1,676 | 0 | 14 | 0 | 0 | 2,464 |
| 14-Jun | Middle | 0 | 72 | 265 | 0 | 1,273 | 0 | 11 | 99 | 0 | 1,720 |
| Unrestricted Mesh Size | **Alaska** | **0** | **374** | **737** | **0** | **2,949** | **0** | **25** | **99** | **0** | **4,184** |
| | Upper | 0 | 25 | 458 | 0 | 4,465 | 0 | 98 | 0 | 0 | 5,046 |
| | **Total** | **0** | **399** | **1,195** | **0** | **7,414** | **0** | **123** | **99** | **0** | **9,230** |
| Period 3 | Lower | 0 | 29 | 255 | 0 | 736 | 26 | 9 | 0 | 0 | 1,055 |
| 18-Jun | Middle | 0 | 16 | 343 | 0 | 1,339 | 26 | 17 | 27 | 0 | 1,768 |
| Unrestricted Mesh Size | **Alaska** | **0** | **45** | **598** | **0** | **2,075** | **52** | **26** | **27** | **0** | **2,823** |
| | Upper | 0 | 7 | 758 | 0 | 6,009 | 26 | 183 | 0 | 0 | 6,983 |
| | **Total** | **0** | **52** | **1,356** | **0** | **8,084** | **78** | **209** | **27** | **0** | **9,806** |
| Period 4 | Lower | 6 | 761 | 121 | 0 | 143 | 0 | 2 | 2 | 0 | 1,035 |
| 20-Jun | Middle | 6 | 311 | 114 | 0 | 181 | 0 | 3 | 2 | 0 | 617 |
| Restricted Mesh Size | **Alaska** | **12** | **1,072** | **235** | **0** | **324** | **0** | **5** | **4** | **0** | **1,652** |
| | Upper | 6 | 16 | 34 | 0 | 109 | 0 | 4 | 2 | 0 | 171 |
| | **Total** | **18** | **1,088** | **269** | **0** | **433** | **0** | **9** | **6** | **0** | **1,823** |
| Period 5 | Lower | 0 | 120 | 207 | 0 | 529 | 0 | 2 | 0 | 0 | 858 |
| 21-Jun | Middle | 22 | 82 | 336 | 0 | 1,158 | 0 | 5 | 0 | 0 | 1,603 |
| Unrestricted Mesh Size | **Alaska** | **22** | **202** | **543** | **0** | **1,687** | **0** | **7** | **0** | **0** | **2,461** |
| | Upper | 0 | 36 | 739 | 0 | 5,176 | 0 | 58 | 0 | 0 | 6,009 |
| | **Total** | **22** | **238** | **1,282** | **0** | **6,863** | **0** | **65** | **0** | **0** | **8,470** |

Appendix Table O.4. Yukon River District 2 chinook salmon commercial, subsistence and test fish catch by age, run of origin and fishery, 1995.

| Strata | Stock Group | Age Group 1.1 | 1.2 | 1.3 | 2.2 | 1.4 | 2.3 | 1.5 | 2.4 | 1.6 | Total |
|---|---|---|---|---|---|---|---|---|---|---|---|
| Unrestricted Mesh Size Season Total | Lower | 0 | 540 | 1,057 | 86 | 3,877 | 47 | 52 | 0 | 0 | 5,659 |
| | Middle | 22 | 253 | 1,215 | 86 | 6,553 | 47 | 116 | 407 | 0 | 8,699 |
| | **Alaska** | **22** | **793** | **2,272** | **172** | **10,430** | **94** | **168** | **407** | **0** | **14,358** |
| | Upper | 0 | 87 | 2,259 | 86 | 21,997 | 47 | 801 | 0 | 0 | 25,277 |
| | **Total** | **22** | **880** | **4,531** | **258** | **32,427** | **141** | **969** | **407** | **0** | **39,635** |
| Restricted Mesh Size Season Total | Lower | 6 | 761 | 121 | 0 | 143 | 0 | 2 | 2 | 0 | 1,035 |
| | Middle | 6 | 311 | 114 | 0 | 181 | 0 | 3 | 2 | 0 | 617 |
| | **Alaska** | **12** | **1,072** | **235** | **0** | **324** | **0** | **5** | **4** | **0** | **1,652** |
| | Upper | 6 | 16 | 34 | 0 | 109 | 0 | 4 | 2 | 0 | 171 |
| | **Total** | **18** | **1,088** | **269** | **0** | **433** | **0** | **9** | **6** | **0** | **1,823** |
| Commercial Season Total | Lower | 6 | 1,301 | 1,178 | 86 | 4,020 | 47 | 54 | 2 | 0 | 6,694 |
| | Middle | 28 | 564 | 1,329 | 86 | 6,734 | 47 | 119 | 409 | 0 | 9,316 |
| | **Alaska** | **34** | **1,865** | **2,507** | **172** | **10,754** | **94** | **173** | **411** | **0** | **16,010** |
| | Upper | 6 | 103 | 2,293 | 86 | 22,106 | 47 | 805 | 2 | 0 | 25,448 |
| | **Total** | **40** | **1,968** | **4,800** | **258** | **32,860** | **141** | **978** | **413** | **0** | **41,458** |
| Test Fish Catch | Lower | 0 | 2 | 2 | 0 | 7 | 0 | 0 | 0 | 0 | 11 |
| | Middle | 0 | 1 | 3 | 0 | 12 | 0 | 0 | 1 | 0 | 17 |
| | **Alaska** | **0** | **3** | **5** | **0** | **19** | **0** | **0** | **1** | **0** | **28** |
| | Upper | 0 | 0 | 4 | 0 | 40 | 0 | 2 | 0 | 0 | 46 |
| | **Total** | **0** | **3** | **9** | **0** | **59** | **0** | **2** | **1** | **0** | **74** |
| Subsistence | Lower | 0 | 66 | 92 | 64 | 697 | 16 | 20 | 0 | 0 | 955 |
| | Middle | 0 | 62 | 202 | 64 | 2,074 | 16 | 62 | 209 | 0 | 2,689 |
| | **Alaska** | **0** | **128** | **294** | **128** | **2,771** | **32** | **82** | **209** | **0** | **3,644** |
| | Upper | 0 | 14 | 226 | 64 | 4,729 | 16 | 344 | 0 | 0 | 5,393 |
| | **Total** | **0** | **142** | **520** | **192** | **7,500** | **48** | **426** | **209** | **0** | **9,037** |
| Season Total | Lower | 6 | 1,369 | 1,272 | 150 | 4,724 | 63 | 74 | 2 | 0 | 7,660 |
| | Middle | 28 | 627 | 1,534 | 150 | 8,820 | 63 | 181 | 619 | 0 | 12,022 |
| | **Alaska** | **34** | **1,996** | **2,806** | **300** | **13,544** | **126** | **255** | **621** | **0** | **19,682** |
| | Upper | 6 | 117 | 2,523 | 150 | 26,875 | 63 | 1,151 | 2 | 0 | 30,887 |
| | **Total** | **40** | **2,113** | **5,329** | **450** | **40,419** | **189** | **1,406** | **623** | **0** | **50,569** |

Appendix Table O.5. Yukon River District 3 chinook salmon subsistence catch by ageand run of origin, 1995. [a]

| Strata | Stock Group | Age Group 1.1 | 1.2 | 1.3 | 2.2 | 1.4 | 2.3 | 1.5 | 2.4 | 1.6 | Total |
|---|---|---|---|---|---|---|---|---|---|---|---|
| Subsistence Season Total | Lower | 0 | 24 | 33 | 23 | 530 | 8 | 11 | 0 | 0 | 629 |
| | Middle | 0 | 33 | 87 | 23 | 982 | 8 | 26 | 76 | 0 | 1,235 |
| | **Alaska** | **0** | **57** | **120** | **46** | **1,512** | **16** | **37** | **76** | **0** | **1,864** |
| | Upper | 0 | 29 | 246 | 23 | 3,080 | 8 | 169 | 0 | 0 | 3,555 |
| | **Total** | **0** | **86** | **366** | **69** | **4,592** | **24** | **206** | **76** | **0** | **5,419** |

[a] No commercial salmon fishing occurred in 1995.

Appendix Table O.6. Yukon River District 4 chinook salmon commercial and subsistence catch by age, run of origin and fishery, 1995.

| Strata | Stock Group | Age Group 1.1 | 1.2 | 1.3 | 2.2 | 1.4 | 2.3 | 1.5 | 2.4 | 1.6 | Total |
|---|---|---|---|---|---|---|---|---|---|---|---|
| Commercial Gillnet Season Total | Lower | 0 | 6 | 9 | 0 | 26 | 1 | 1 | 0 | 0 | 43 |
| | Middle | 0 | 4 | 13 | 0 | 54 | 1 | 3 | 0 | 0 | 75 |
| | **Alaska** | **0** | **10** | **22** | **0** | **80** | **2** | **4** | **0** | **0** | **118** |
| | Upper | 0 | 0 | 6 | 0 | 49 | 1 | 7 | 0 | 0 | 63 |
| | **Total** | **0** | **10** | **28** | **0** | **129** | **3** | **11** | **0** | **0** | **181** |
| Commercial Fishwheel Season Total | Lower | 0 | 121 | 27 | 0 | 22 | 0 | 1 | 0 | 0 | 171 |
| | Middle | 0 | 27 | 13 | 0 | 47 | 0 | 4 | 0 | 0 | 91 |
| | **Alaska** | **0** | **148** | **40** | **0** | **69** | **0** | **5** | **0** | **0** | **262** |
| | Upper | 0 | 0 | 5 | 0 | 42 | 0 | 9 | 0 | 0 | 56 |
| | **Total** | **0** | **148** | **45** | **0** | **111** | **0** | **14** | **0** | **0** | **318** |
| Commercial Season Total | Lower | 0 | 127 | 36 | 0 | 48 | 1 | 2 | 0 | 0 | 214 |
| | Middle | 0 | 31 | 26 | 0 | 101 | 1 | 7 | 0 | 0 | 166 |
| | **Alaska** | **0** | **158** | **62** | **0** | **149** | **2** | **9** | **0** | **0** | **380** |
| | Upper | 0 | 0 | 11 | 0 | 91 | 1 | 16 | 0 | 0 | 119 |
| | **Total** | **0** | **158** | **73** | **0** | **240** | **3** | **25** | **0** | **0** | **499** |
| Subsistence Season Total | Lower | 0 | 1,548 | 375 | 0 | 782 | 16 | 33 | 0 | 0 | 2,754 |
| | Middle | 0 | 1,026 | 554 | 0 | 1,645 | 16 | 114 | 0 | 0 | 3,355 |
| | **Alaska** | **0** | **2,574** | **929** | **0** | **2,427** | **32** | **147** | **0** | **0** | **6,109** |
| | Upper | | 0 | 261 | 0 | 0 | 1,483 | 16 | 261 | 0 | 2,021 |
| | **Total** | **0** | **2,574** | **1,190** | **0** | **2,427** | **1,515** | **163** | **261** | **0** | **8,130** |
| Season Total | Lower | 0 | 1,675 | 411 | 0 | 830 | 17 | 35 | 0 | 0 | 2,968 |
| | Middle | 0 | 1,057 | 580 | 0 | 1,746 | 17 | 121 | 0 | 0 | 3,521 |
| | **Alaska** | **0** | **2,732** | **991** | **0** | **2,576** | **34** | **156** | **0** | **0** | **6,489** |
| | Upper | 0 | 0 | 272 | 0 | 91 | 1,484 | 32 | 261 | 0 | 2,140 |
| | **Total** | **0** | **2,732** | **1,263** | **0** | **2,667** | **1,518** | **188** | **261** | **0** | **8,629** |

Appendix Table O.7. Yukon River District 5 chinook salmon commercial and subsistence catch by age and fishery, 1995, with run of origin presumed to be Upper Run based on geographic location.

| Strata | Stock Group | Age Group 1.1 | 1.2 | 1.3 | 2.2 | 1.4 | 2.3 | 1.5 | 2.4 | 1.6 | Total |
|---|---|---|---|---|---|---|---|---|---|---|---|
| Commercial Gillnet | Upper | 0 | 89 | 422 | 0 | 1,317 | 0 | 51 | 13 | 0 | 1,892 |
| Commercial Fishwheel | Upper | 0 | 365 | 437 | 0 | 528 | 10 | 10 | 0 | 0 | 1,350 |
| Commercial Season Total | Upper | 0 | 454 | 859 | 0 | 1,845 | 10 | 61 | 13 | 0 | 3,242 |
| Subsistence | Upper | 0 | 2,301 | 4,354 | 0 | 9,351 | 51 | 309 | 66 | 0 | 16,432 |
| Season Total | Upper | 0 | 2,755 | 5,213 | 0 | 11,196 | 61 | 370 | 79 | 0 | 19,674 |

Appendix Table O.8. Yukon River District 6 chinook salmon commercial, subsistence and sport fish catch by age and fishery, 1995, with run of origin presumed to be Middle Run based on geographic location.

| Strata | Stock Group | Age Group 1.1 | 1.2 | 1.3 | 2.2 | 1.4 | 2.3 | 1.5 | 2.4 | 1.6 | Total |
|---|---|---|---|---|---|---|---|---|---|---|---|
| Commercial Fishwheel | Middle | 0 | 791 | 478 | 0 | 1,361 | 0 | 111 | 0 | 0 | 2,741 |
| Commercial Gillnet | Middle | 0 | 2 | 1 | 0 | 3 | 0 | 0 | 0 | 0 | 6 |
| Commercial Season Total | Middle | 0 | 793 | 479 | 0 | 1,364 | 0 | 111 | 0 | 0 | 2,747 |
| Subsistence | Middle | 0 | 1,142 | 690 | 0 | 1,964 | 0 | 160 | 0 | 0 | 3,956 |
| Sport Fish Catch | Middle | 2 | 248 | 538 | 0 | 1,653 | 0 | 72 | 12 | 0 | 2,525 |
| Commercial and Subsistence Season Total | Middle | 0 | 1,935 | 1,169 | 0 | 3,328 | 0 | 271 | 0 | 0 | 6,703 |
| Season Total | Middle | 2 | 2,183 | 1,707 | 0 | 4,981 | 0 | 343 | 12 | 0 | 9,228 |

Appendix Table O.9. Yukon River Canadian chinook salmon commercial and non-commercial catch by age and fishery, 1995, with run of origin presumed to be Upper Run based on geographic location.

| Strata | Stock Group | Age Group 1.1 | 1.2 | 1.3 | 2.2 | 1.4 | 2.3 | 1.5 | 2.4 | 1.6 | Total |
|---|---|---|---|---|---|---|---|---|---|---|---|
| Commercial | Upper | 0 | 1,561 | 2,953 | 0 | 6,343 | 34 | 210 | 45 | 0 | 11,146 |
| Non-Commercial | Upper | 0 | 1,364 | 2,581 | 0 | 5,544 | 30 | 183 | 39 | 0 | 9,741 |
| Season Total | Upper | 0 | 2,925 | 5,534 | 0 | 11,887 | 64 | 393 | 84 | 0 | 20,887 |

Appendix Table O.10. Yukon River chinook salmon catch by age, run of origin and fishery, 1995.

| District | Fishery | Stock Group | Age Group 1.1 | 1.2 | 1.3 | 2.2 | 1.4 | 2.3 | 1.5 | 2.4 | 1.6 | Total |
|---|---|---|---|---|---|---|---|---|---|---|---|---|
| 1 | Commercial | Lower | 0 | 1,679 | 2,809 | 0 | 14,633 | 34 | 501 | 8 | 18 | 19,682 |
| | | Middle | 0 | 428 | 1,604 | 0 | 17,304 | 34 | 600 | 206 | 18 | 20,194 |
| | | **Alaska** | **0** | **2,107** | **4,413** | **0** | **31,937** | **68** | **1,101** | **214** | **36** | **39,876** |
| | | Upper | 0 | 485 | 4,596 | 0 | 31,136 | 34 | 2,031 | 8 | 18 | 38,308 |
| | | **Total** | **0** | **2,592** | **9,009** | **0** | **63,073** | **102** | **3,132** | **222** | **54** | **78,184** |
| | Subsistence | Lower | 0 | 0 | 0 | 0 | 771 | 5 | 10 | 0 | 0 | 786 |
| | | Middle | 0 | 29 | 39 | 0 | 644 | 5 | 9 | 0 | 0 | 726 |
| | | **Alaska** | **0** | **29** | **39** | **0** | **1,415** | **10** | **19** | **0** | **0** | **1,512** |
| | | Upper | 0 | 67 | 455 | 0 | 3,796 | 5 | 125 | 0 | 0 | 4,448 |
| | | **Total** | **0** | **96** | **494** | **0** | **5,211** | **15** | **144** | **0** | **0** | **5,960** |
| 2 | Commercial | Lower | 6 | 1,303 | 1,180 | 86 | 4,027 | 47 | 54 | 2 | 0 | 6,705 |
| | | Middle | 28 | 565 | 1,332 | 86 | 6,746 | 47 | 119 | 410 | 0 | 9,333 |
| | | **Alaska** | **34** | **1,868** | **2,512** | **172** | **10,773** | **94** | **173** | **412** | **0** | **16,038** |
| | | Upper | 6 | 103 | 2,297 | 86 | 22,146 | 47 | 807 | 2 | 0 | 25,494 |
| | | **Total** | **40** | **1,971** | **4,809** | **258** | **32,919** | **141** | **980** | **414** | **0** | **41,532** |
| | Subsistence | Lower | 0 | 66 | 92 | 64 | 697 | 16 | 20 | 0 | 0 | 955 |
| | | Middle | 0 | 62 | 202 | 64 | 2,074 | 16 | 62 | 209 | 0 | 2,689 |
| | | **Alaska** | **0** | **128** | **294** | **128** | **2,771** | **32** | **82** | **209** | **0** | **3,644** |
| | | Upper | 0 | 14 | 226 | 64 | 4,729 | 16 | 344 | 0 | 0 | 5,393 |
| | | **Total** | **0** | **142** | **520** | **192** | **7,500** | **48** | **426** | **209** | **0** | **9,037** |
| 3 | Subsistence | Lower | 0 | 24 | 33 | 23 | 530 | 8 | 11 | 0 | 0 | 629 |
| | | Middle | 0 | 33 | 87 | 23 | 982 | 8 | 26 | 76 | 0 | 1,235 |
| | | **Alaska** | **0** | **57** | **120** | **46** | **1,512** | **16** | **37** | **76** | **0** | **1,864** |
| | | Upper | 0 | 29 | 246 | 23 | 3,080 | 8 | 169 | 0 | 0 | 3,555 |
| | | **Total** | **0** | **86** | **366** | **69** | **4,592** | **24** | **206** | **76** | **0** | **5,419** |
| 4 | Commercial | Lower | 0 | 127 | 36 | 0 | 48 | 1 | 2 | 0 | 0 | 214 |
| | | Middle | 0 | 31 | 26 | 0 | 101 | 1 | 7 | 0 | 0 | 166 |
| | | **Alaska** | **0** | **158** | **62** | **0** | **149** | **2** | **9** | **0** | **0** | **380** |
| | | Upper | 0 | 0 | 11 | 0 | 91 | 1 | 16 | 0 | 0 | 119 |
| | | **Total** | **0** | **158** | **73** | **0** | **240** | **3** | **25** | **0** | **0** | **499** |
| | Subsistence | Lower | 0 | 1,548 | 375 | 0 | 782 | 16 | 33 | 0 | 0 | 2,754 |
| | | Middle | 0 | 1,026 | 554 | 0 | 1,645 | 16 | 114 | 0 | 0 | 3,355 |
| | | **Alaska** | **0** | **2,574** | **929** | **0** | **2,427** | **32** | **147** | **0** | **0** | **6,109** |
| | | Upper | 0 | 0 | 261 | 0 | 0 | 1,483 | 16 | 261 | 0 | 2,021 |
| | | **Total** | **0** | **2,574** | **1,190** | **0** | **2,427** | **1,515** | **163** | **261** | **0** | **8,130** |
| 5 | Commercial | Upper | 0 | 454 | 859 | 0 | 1,845 | 10 | 61 | 13 | 0 | 3,242 |
| | Subsistence | Upper | 0 | 2,301 | 4,354 | 0 | 9,351 | 51 | 309 | 66 | 0 | 16,432 |
| 6 | Commercial | Middle | 0 | 793 | 479 | 0 | 1,364 | 0 | 111 | 0 | 0 | 2,747 |
| | Sport Fish | Middle | 2 | 248 | 538 | 0 | 1,653 | 0 | 72 | 12 | 0 | 2,525 |
| | Subsistence | Middle | 0 | 1,142 | 690 | 0 | 1,964 | 0 | 160 | 0 | 0 | 3,956 |
| Canada | Commercial | Upper | 0 | 1,561 | 2,953 | 0 | 6,343 | 34 | 210 | 45 | 0 | 11,146 |
| | Non-Commercial | Upper | 0 | 1,364 | 2,581 | 0 | 5,544 | 30 | 183 | 39 | 0 | 9,741 |
| | | **Total** | **0** | **2,925** | **5,534** | **0** | **11,887** | **64** | **393** | **84** | **0** | **20,887** |
| **Total Harvest** | | Lower | 6 | 4,747 | 4,525 | 173 | 21,488 | 127 | 631 | 10 | 18 | 31,725 |
| | | Middle | 30 | 4,357 | 5,551 | 173 | 34,477 | 127 | 1,280 | 913 | 18 | 46,926 |
| | | **Alaska** | **36** | **9,104** | **10,076** | **346** | **55,965** | **254** | **1,911** | **923** | **36** | **78,651** |
| | | Upper | 6 | 6,378 | 18,839 | 173 | 88,061 | 1,719 | 4,271 | 434 | 18 | 119,899 |
| | | **Total** | **42** | **15,482** | **28,915** | **519** | **144,026** | **1,973** | **6,182** | **1,357** | **54** | **198,550** |

[a] Includes a test fish catch of 2,078 chinook salmon.

[b] Includes a test fish catch of 74 chinook salmon.

Appendix Table O.11. Yukon River chinook salmon catch proportions by age, run of origin and fishery, 1995.

| District | Fishery | Stock Group | Age Group 1.1 | 1.2 | 1.3 | 2.2 | 1.4 | 2.3 | 1.5 | 2.4 | 1.6 | Total |
|---|---|---|---|---|---|---|---|---|---|---|---|---|
| 1 | Commercial | Lower | 0.000 | 0.021 | 0.036 | 0.000 | 0.187 | 0.000 | 0.006 | 0.000 | 0.000 | 0.252 |
| | | Middle | 0.000 | 0.005 | 0.021 | 0.000 | 0.221 | 0.000 | 0.008 | 0.003 | 0.000 | 0.258 |
| | | **Alaska** | **0.000** | **0.027** | **0.056** | **0.000** | **0.408** | **0.001** | **0.014** | **0.003** | **0.000** | **0.510** |
| | | Upper | 0.000 | 0.006 | 0.059 | 0.000 | 0.398 | 0.000 | 0.026 | 0.000 | 0.000 | 0.490 |
| | | **Total** | **0.000** | **0.033** | **0.115** | **0.000** | **0.807** | **0.001** | **0.040** | **0.003** | **0.001** | **1.000** |
| | Subsistence | Lower | 0.000 | 0.000 | 0.000 | 0.000 | 0.129 | 0.001 | 0.002 | 0.000 | 0.000 | 0.132 |
| | | Middle | 0.000 | 0.005 | 0.007 | 0.000 | 0.108 | 0.001 | 0.002 | 0.000 | 0.000 | 0.122 |
| | | **Alaska** | **0.000** | **0.005** | **0.007** | **0.000** | **0.237** | **0.002** | **0.003** | **0.000** | **0.000** | **0.254** |
| | | Upper | 0.000 | 0.011 | 0.076 | 0.000 | 0.637 | 0.001 | 0.021 | 0.000 | 0.000 | 0.746 |
| | | **Total** | **0.000** | **0.016** | **0.083** | **0.000** | **0.874** | **0.003** | **0.024** | **0.000** | **0.000** | **1.000** |
| 2 | Commercial | Lower | 0.000 | 0.031 | 0.028 | 0.002 | 0.097 | 0.001 | 0.001 | 0.000 | 0.000 | 0.161 |
| | | Middle | 0.001 | 0.014 | 0.032 | 0.002 | 0.162 | 0.001 | 0.003 | 0.010 | 0.000 | 0.225 |
| | | **Alaska** | **0.001** | **0.045** | **0.060** | **0.004** | **0.259** | **0.002** | **0.004** | **0.010** | **0.000** | **0.386** |
| | | Upper | 0.000 | 0.002 | 0.055 | 0.002 | 0.533 | 0.001 | 0.019 | 0.000 | 0.000 | 0.614 |
| | | **Total** | **0.001** | **0.047** | **0.116** | **0.006** | **0.793** | **0.003** | **0.024** | **0.010** | **0.000** | **1.000** |
| | Subsistence | Lower | 0.000 | 0.007 | 0.010 | 0.007 | 0.077 | 0.002 | 0.002 | 0.000 | 0.000 | 0.106 |
| | | Middle | 0.000 | 0.007 | 0.022 | 0.007 | 0.230 | 0.002 | 0.007 | 0.023 | 0.000 | 0.298 |
| | | **Alaska** | **0.000** | **0.014** | **0.033** | **0.014** | **0.307** | **0.004** | **0.009** | **0.023** | **0.000** | **0.403** |
| | | Upper | 0.000 | 0.002 | 0.025 | 0.007 | 0.523 | 0.002 | 0.038 | 0.000 | 0.000 | 0.597 |
| | | **Total** | **0.000** | **0.016** | **0.058** | **0.021** | **0.830** | **0.005** | **0.047** | **0.023** | **0.000** | **1.000** |
| 3 | Subsistence | Lower | 0.000 | 0.004 | 0.006 | 0.004 | 0.098 | 0.001 | 0.002 | 0.000 | 0.000 | 0.116 |
| | | Middle | 0.000 | 0.006 | 0.016 | 0.004 | 0.181 | 0.001 | 0.005 | 0.014 | 0.000 | 0.228 |
| | | **Alaska** | **0.000** | **0.011** | **0.022** | **0.008** | **0.279** | **0.003** | **0.007** | **0.014** | **0.000** | **0.344** |
| | | Upper | 0.000 | 0.005 | 0.045 | 0.004 | 0.568 | 0.001 | 0.031 | 0.000 | 0.000 | 0.656 |
| | | **Total** | **0.000** | **0.016** | **0.068** | **0.013** | **0.847** | **0.004** | **0.038** | **0.014** | **0.000** | **1.000** |
| 4 | Commercial | Lower | 0.000 | 0.255 | 0.072 | 0.000 | 0.096 | 0.002 | 0.004 | 0.000 | 0.000 | 0.429 |
| | | Middle | 0.000 | 0.062 | 0.052 | 0.000 | 0.202 | 0.002 | 0.014 | 0.000 | 0.000 | 0.333 |
| | | **Alaska** | **0.000** | **0.317** | **0.124** | **0.000** | **0.299** | **0.004** | **0.018** | **0.000** | **0.000** | **0.762** |
| | | Upper | 0.000 | 0.000 | 0.022 | 0.000 | 0.182 | 0.002 | 0.032 | 0.000 | 0.000 | 0.238 |
| | | **Total** | **0.000** | **0.317** | **0.146** | **0.000** | **0.481** | **0.006** | **0.050** | **0.000** | **0.000** | **1.000** |
| | Subsistence | Lower | 0.000 | 0.190 | 0.046 | 0.000 | 0.096 | 0.002 | 0.004 | 0.000 | 0.000 | 0.339 |
| | | Middle | 0.000 | 0.126 | 0.068 | 0.000 | 0.202 | 0.002 | 0.014 | 0.000 | 0.000 | 0.413 |
| | | **Alaska** | **0.000** | **0.317** | **0.114** | **0.000** | **0.299** | **0.004** | **0.018** | **0.000** | **0.000** | **0.751** |
| | | Upper | 0.000 | 0.000 | 0.032 | 0.000 | 0.000 | 0.182 | 0.002 | 0.032 | 0.000 | 0.249 |
| | | **Total** | **0.000** | **0.317** | **0.146** | **0.000** | **0.299** | **0.186** | **0.020** | **0.032** | **0.000** | **1.000** |
| 5 | Commercial | Upper | 0.000 | 0.140 | 0.265 | 0.000 | 0.569 | 0.003 | 0.019 | 0.004 | 0.000 | 1.000 |
| | Subsistence | Upper | 0.000 | 0.140 | 0.265 | 0.000 | 0.569 | 0.003 | 0.019 | 0.004 | 0.000 | 1.000 |
| 6 | Commercial | Middle | 0.000 | 0.289 | 0.174 | 0.000 | 0.497 | 0.000 | 0.040 | 0.000 | 0.000 | 1.000 |
| | Sport Fish | Middle | 0.001 | 0.098 | 0.213 | 0.000 | 0.655 | 0.000 | 0.029 | 0.005 | 0.000 | 1.000 |
| | Subsistence | Middle | 0.000 | 0.289 | 0.174 | 0.000 | 0.496 | 0.000 | 0.040 | 0.000 | 0.000 | 1.000 |
| Canada | Commercial | Upper | 0.000 | 0.140 | 0.265 | 0.000 | 0.569 | 0.003 | 0.019 | 0.004 | 0.000 | 1.000 |
| | Non-Commercial | Upper | 0.000 | 0.140 | 0.265 | 0.000 | 0.569 | 0.003 | 0.019 | 0.004 | 0.000 | 1.000 |
| | | **Total** | **0.000** | **0.140** | **0.265** | **0.000** | **0.569** | **0.003** | **0.019** | **0.004** | **0.000** | **1.000** |
| Total Harvest | | Lower | 0.000 | 0.024 | 0.023 | 0.001 | 0.108 | 0.001 | 0.003 | 0.000 | 0.000 | 0.160 |
| | | Middle | 0.000 | 0.022 | 0.028 | 0.001 | 0.174 | 0.001 | 0.006 | 0.005 | 0.000 | 0.236 |
| | | **Alaska** | **0.000** | **0.046** | **0.051** | **0.002** | **0.282** | **0.001** | **0.010** | **0.005** | **0.000** | **0.396** |
| | | Upper | 0.000 | 0.032 | 0.095 | 0.001 | 0.444 | 0.009 | 0.022 | 0.002 | 0.000 | 0.604 |
| | | **Total** | **0.000** | **0.078** | **0.146** | **0.003** | **0.725** | **0.010** | **0.031** | **0.007** | **0.000** | **1.000** |

Appendix Table P.1. Yukon River District 1 chinook salmon commercial catch by age, run of origin and period, 1996.

| Strata | Stock Group | Age Group 1.1 | 1.2 | 1.3 | 2.2 | 1.4 | 2.3 | 1.5 | 2.4 | 1.6 | 2.5 | Total |
|---|---|---|---|---|---|---|---|---|---|---|---|---|
| Period 1 | Lower | 0 | 22 | 658 | 0 | 1,766 | 0 | 1,530 | 10 | 0 | 0 | 3,986 |
| Unrestricted | Middle | 0 | 40 | 1,246 | 0 | 0 | 0 | 0 | 0 | 0 | 0 | 1,286 |
| 11-Jun | **Alaska** | **0** | **62** | **1,904** | **0** | **1,766** | **0** | **1,530** | **10** | **0** | **0** | **5,272** |
| | Upper | 0 | 8 | 3,916 | 0 | 2,626 | 42 | 2,051 | 74 | 0 | 0 | 8,717 |
| | **Total** | **0** | **70** | **5,820** | **0** | **4,392** | **42** | **3,581** | **84** | **0** | **0** | **13,989** |
| Period 2 | Lower | 0 | 3 | 28 | 0 | 559 | 0 | 497 | 0 | 7 | 0 | 1,094 |
| Unrestricted | Middle | 0 | 40 | 430 | 0 | 69 | 0 | 171 | 0 | 7 | 0 | 717 |
| 14-Jun | **Alaska** | **0** | **43** | **458** | **0** | **628** | **0** | **668** | **0** | **14** | **0** | **1,811** |
| | Upper | 0 | 11 | 2,007 | 0 | 1,640 | 20 | 1,314 | 0 | 7 | 0 | 4,999 |
| | **Total** | **0** | **54** | **2,465** | **0** | **2,268** | **20** | **1,982** | **0** | **21** | **0** | **6,810** |
| Period 3 | Lower | 0 | 8 | 110 | 0 | 494 | 0 | 296 | 0 | 7 | 20 | 935 |
| Unrestricted | Middle | 0 | 75 | 1,150 | 0 | 100 | 0 | 167 | 0 | 7 | 0 | 1,499 |
| 18-Jun | **Alaska** | **0** | **83** | **1,260** | **0** | **594** | **0** | **463** | **0** | **14** | **20** | **2,434** |
| | Upper | 0 | 5 | 1,226 | 0 | 1,992 | 0 | 1,073 | 0 | 7 | 0 | 4,303 |
| | **Total** | **0** | **88** | **2,486** | **0** | **2,586** | **0** | **1,536** | **0** | **21** | **20** | **6,737** |
| Period 4 | Lower | 0 | 17 | 173 | 0 | 1,369 | 0 | 673 | 0 | 19 | 0 | 2,251 |
| Unrestricted | Middle | 0 | 75 | 777 | 0 | 200 | 0 | 275 | 0 | 19 | 0 | 1,346 |
| 21-Jun | **Alaska** | **0** | **92** | **950** | **0** | **1,569** | **0** | **948** | **0** | **38** | **0** | **3,597** |
| | Upper | 0 | 13 | 2,194 | 0 | 3,750 | 113 | 1,662 | 0 | 19 | 0 | 7,751 |
| | **Total** | **0** | **105** | **3,144** | **0** | **5,319** | **113** | **2,610** | **0** | **57** | **0** | **11,348** |
| Period 5 | Lower | 0 | 28 | 551 | 0 | 1,895 | 0 | 1,265 | 2 | 8 | 4 | 3,753 |
| Unrestricted | Middle | 6 | 87 | 1,825 | 0 | 0 | 0 | 0 | 0 | 8 | 0 | 1,926 |
| 25-Jun | **Alaska** | **6** | **115** | **2,376** | **0** | **1,895** | **0** | **1,265** | **2** | **16** | **4** | **5,679** |
| | Upper | 0 | 5 | 1,573 | 0 | 2,217 | 37 | 1,334 | 14 | 8 | 0 | 5,188 |
| | **Total** | **6** | **120** | **3,949** | **0** | **4,112** | **37** | **2,599** | **16** | **24** | **4** | **10,867** |
| Period 6 | Lower | 0 | 80 | 481 | 0 | 1,994 | 0 | 1,015 | 0 | 7 | 0 | 3,577 |
| Unrestricted | Middle | 0 | 70 | 443 | 0 | 0 | 0 | 0 | 0 | 7 | 0 | 520 |
| 28-Jun | **Alaska** | **0** | **150** | **924** | **0** | **1,994** | **0** | **1,015** | **0** | **14** | **0** | **4,097** |
| | Upper | 0 | 16 | 1,639 | 0 | 762 | 20 | 350 | 0 | 7 | 0 | 2,794 |
| | **Total** | **0** | **166** | **2,563** | **0** | **2,756** | **20** | **1,365** | **0** | **21** | **0** | **6,891** |

Appendix Table P.2. Yukon River District 1 chinook salmon commercial, subsistence and test fish catch by age, run of origin and fishery, 1996.

| Strata | Stock Group | Age Group 1.1 | 1.2 | 1.3 | 2.2 | 1.4 | 2.3 | 1.5 | 2.4 | 1.6 | 2.5 | Total |
|---|---|---|---|---|---|---|---|---|---|---|---|---|
| Unrestricted Season Total | Lower | 0 | 158 | 2,001 | 0 | 8,077 | 0 | 5,276 | 12 | 48 | 24 | 15,596 |
| | Middle | 6 | 387 | 5,871 | 0 | 369 | 0 | 613 | 0 | 48 | 0 | 7,294 |
| | **Alaska** | **6** | **545** | **7,872** | **0** | **8,446** | **0** | **5,889** | **12** | **96** | **24** | **22,890** |
| | Upper | 0 | 58 | 12,555 | 0 | 12,987 | 232 | 7,784 | 88 | 48 | 0 | 33,752 |
| | **Total** | **6** | **603** | **20,427** | **0** | **21,433** | **232** | **13,673** | **100** | **144** | **24** | **56,642** |
| Commercial Season Total | Lower | 0 | 158 | 2,001 | 0 | 8,077 | 0 | 5,276 | 12 | 48 | 24 | 15,596 |
| | Middle | 6 | 387 | 5,871 | 0 | 369 | 0 | 613 | 0 | 48 | 0 | 7,294 |
| | **Alaska** | **6** | **545** | **7,872** | **0** | **8,446** | **0** | **5,889** | **12** | **96** | **24** | **22,890** |
| | Upper | 0 | 58 | 12,555 | 0 | 12,987 | 232 | 7,784 | 88 | 48 | 0 | 33,752 |
| | **Total** | **6** | **603** | **20,427** | **0** | **21,433** | **232** | **13,673** | **100** | **144** | **24** | **56,642** |
| Test Fishing Catch | Lower | 0 | 20 | 126 | 0 | 125 | 0 | 87 | 0 | 0 | 0 | 358 |
| | Middle | 0 | 36 | 239 | 0 | 0 | 0 | 0 | 0 | 0 | 0 | 275 |
| | **Alaska** | **0** | **56** | **365** | **0** | **125** | **0** | **87** | **0** | **0** | **0** | **633** |
| | Upper | 0 | 7 | 751 | 0 | 187 | 0 | 117 | 3 | 0 | 0 | 1,065 |
| | **Total** | **0** | **63** | **1,116** | **0** | **312** | **0** | **204** | **3** | **0** | **0** | **1,698** |
| Subsistence | Lower | 0 | 6 | 171 | 0 | 0 | 460 | 0 | 399 | 3 | 0 | 1,039 |
| | Middle | 0 | 10 | 325 | 0 | 0 | 0 | 0 | 0 | 0 | 0 | 335 |
| | **Alaska** | **0** | **16** | **496** | **0** | **0** | **460** | **0** | **399** | **3** | **0** | **1,374** |
| | Upper | 0 | 2 | 1,021 | 0 | 0 | 684 | 11 | 535 | 19 | 0 | 2,272 |
| | **Total** | **0** | **18** | **1,517** | **0** | **0** | **1,144** | **11** | **934** | **22** | **0** | **3,646** |
| Season Total | Lower | 0 | 184 | 2,298 | 0 | 8,202 | 460 | 5,363 | 411 | 51 | 24 | 16,993 |
| | Middle | 6 | 433 | 6,435 | 0 | 369 | 0 | 613 | 0 | 48 | 0 | 7,904 |
| | **Alaska** | **6** | **617** | **8,733** | **0** | **8,571** | **460** | **5,976** | **411** | **99** | **24** | **24,897** |
| | Upper | 0 | 67 | 14,327 | 0 | 13,174 | 916 | 7,912 | 626 | 67 | 0 | 37,089 |
| | **Total** | **6** | **684** | **23,060** | **0** | **21,745** | **1,376** | **13,888** | **1,037** | **166** | **24** | **61,986** |

Appendix Table P.3. Yukon River District 2 chinook salmon commercial catch by age, run of origin and period, 1996.

| Strata | Stock Group | Age Group 1.1 | 1.2 | 1.3 | 2.2 | 1.4 | 2.3 | 1.5 | 2.4 | 1.6 | 2.5 | Total |
|---|---|---|---|---|---|---|---|---|---|---|---|---|
| Period 1 | Lower | 0 | 0 | 0 | 0 | 1,460 | 0 | 922 | 6 | 0 | 81 | 2,469 |
| Unrestricted | Middle | 0 | 26 | 360 | 0 | 0 | 0 | 0 | 0 | 0 | 0 | 386 |
| 09-Jun | **Alaska** | **0** | **26** | **360** | **0** | **1,460** | **0** | **922** | **6** | **0** | **81** | **2,855** |
| | Upper | 0 | 15 | 3,416 | 0 | 721 | 20 | 410 | 14 | 0 | 0 | 4,596 |
| | **Total** | **0** | **41** | **3,776** | **0** | **2,181** | **20** | **1,332** | **20** | **0** | **81** | **7,451** |
| Period 2 | Lower | 0 | 7 | 227 | 0 | 715 | 0 | 660 | 4 | 0 | 53 | 1,666 |
| Unrestricted | Middle | 0 | 13 | 460 | 0 | 0 | 0 | 0 | 0 | 0 | 0 | 473 |
| 13-Jun | **Alaska** | **0** | **20** | **687** | **0** | **715** | **0** | **660** | **4** | **0** | **53** | **2,139** |
| | Upper | 0 | 7 | 4,267 | 0 | 1,910 | 80 | 1,589 | 50 | 0 | 0 | 7,903 |
| | **Total** | **0** | **27** | **4,954** | **0** | **2,625** | **80** | **2,249** | **54** | **0** | **53** | **10,042** |
| Period 3 | Lower | 4 | 14 | 311 | 0 | 1,049 | 1 | 593 | 5 | 0 | 0 | 1,977 |
| Unrestricted | Middle | 9 | 8 | 180 | 0 | 120 | 0 | 189 | 0 | 0 | 0 | 506 |
| 17-Jun | **Alaska** | **13** | **22** | **491** | **0** | **1,169** | **1** | **782** | **5** | **0** | **0** | **2,483** |
| | Upper | 1 | 5 | 1,922 | 0 | 332 | 26 | 169 | 8 | 0 | 0 | 2,463 |
| | **Total** | **14** | **27** | **2,413** | **0** | **1,501** | **27** | **951** | **13** | **0** | **0** | **4,946** |
| Period 4 | Lower | 0 | 12 | 52 | 0 | 624 | 0 | 422 | 2 | 0 | 0 | 1,112 |
| Unrestricted | Middle | 0 | 43 | 190 | 0 | 0 | 0 | 0 | 0 | 0 | 0 | 233 |
| 20-Jun | **Alaska** | **0** | **55** | **242** | **0** | **624** | **0** | **422** | **2** | **0** | **0** | **1,345** |
| | Upper | 0 | 15 | 1,102 | 0 | 498 | 26 | 303 | 7 | 0 | 0 | 1,951 |
| | **Total** | **0** | **70** | **1,344** | **0** | **1,122** | **26** | **725** | **9** | **0** | **0** | **3,296** |
| Period 5 | Lower | 0 | 7 | 187 | 0 | 818 | 0 | 252 | 0 | 0 | 0 | 1,264 |
| Unrestricted | Middle | 0 | 8 | 227 | 0 | 0 | 0 | 0 | 0 | 0 | 0 | 235 |
| 24-Jun | **Alaska** | **0** | **15** | **414** | **0** | **818** | **0** | **252** | **0** | **0** | **0** | **1,499** |
| | Upper | 0 | 2 | 964 | 0 | 630 | 26 | 175 | 0 | 0 | 0 | 1,797 |
| | **Total** | **0** | **17** | **1,378** | **0** | **1,448** | **26** | **427** | **0** | **0** | **0** | **3,296** |
| Period 6 | Lower | 1 | 10 | 84 | 0 | 142 | 0 | 77 | 0 | 1 | 0 | 315 |
| Unrestricted | Middle | 2 | 7 | 67 | 0 | 0 | 0 | 0 | 0 | 1 | 0 | 77 |
| 01-Jul | **Alaska** | **3** | **17** | **151** | **0** | **142** | **0** | **77** | **0** | **2** | **0** | **392** |
| | Upper | 0 | 2 | 309 | 0 | 318 | 0 | 156 | 0 | 1 | 0 | 786 |
| | **Total** | **3** | **19** | **460** | **0** | **460** | **0** | **233** | **0** | **3** | **0** | **1,178** |

Appendix Table P.4. Yukon River District 2 chinook salmon commercial and subsistence catch by age, run of origin and fishery, 1996.

| Strata | Stock Group | Age Group 1.1 | 1.2 | 1.3 | 2.2 | 1.4 | 2.3 | 1.5 | 2.4 | 1.6 | 2.5 | Total |
|---|---|---|---|---|---|---|---|---|---|---|---|---|
| Unrestricted Season Total | Lower | 5 | 50 | 861 | 0 | 4,808 | 1 | 2,926 | 17 | 1 | 134 | 8,803 |
| | Middle | 11 | 105 | 1,484 | 0 | 120 | 0 | 189 | 0 | 1 | 0 | 1,910 |
| | **Alaska** | **16** | **155** | **2,345** | **0** | **4,928** | **1** | **3,115** | **17** | **2** | **134** | **10,713** |
| | Upper | 1 | 46 | 11,980 | 0 | 4,409 | 178 | 2,802 | 79 | 1 | 0 | 19,496 |
| | **Total** | **17** | **201** | **14,325** | **0** | **9,337** | **179** | **5,917** | **96** | **3** | **134** | **30,209** |
| Commercial Season Total | Lower | 5 | 50 | 861 | 0 | 4,808 | 1 | 2,926 | 17 | 1 | 134 | 8,803 |
| | Middle | 11 | 105 | 1,484 | 0 | 120 | 0 | 189 | 0 | 1 | 0 | 1,910 |
| | **Alaska** | **16** | **155** | **2,345** | **0** | **4,928** | **1** | **3,115** | **17** | **2** | **134** | **10,713** |
| | Upper | 1 | 46 | 11,980 | 0 | 4,409 | 178 | 2,802 | 79 | 1 | 0 | 19,496 |
| | **Total** | **17** | **201** | **14,325** | **0** | **9,337** | **179** | **5,917** | **96** | **3** | **134** | **30,209** |
| Subsistence | Lower | 0 | 0 | 0 | 0 | 1,524 | 0 | 963 | 6 | 0 | 84 | 2,577 |
| | Middle | 0 | 27 | 376 | 0 | 0 | 0 | 0 | 0 | 0 | 0 | 403 |
| | **Alaska** | **0** | **27** | **376** | **0** | **1,524** | **0** | **963** | **6** | **0** | **84** | **2,980** |
| | Upper | 0 | 16 | 3,567 | 0 | 753 | 21 | 428 | 15 | 0 | 0 | 4,800 |
| | **Total** | **0** | **43** | **3,943** | **0** | **2,277** | **21** | **1,391** | **21** | **0** | **84** | **7,780** |
| Season Total | Lower | 5 | 50 | 861 | 0 | 6,332 | 1 | 3,889 | 23 | 1 | 218 | 11,380 |
| | Middle | 11 | 132 | 1,860 | 0 | 120 | 0 | 189 | 0 | 1 | 0 | 2,313 |
| | **Alaska** | **16** | **182** | **2,721** | **0** | **6,452** | **1** | **4,078** | **23** | **2** | **218** | **13,693** |
| | Upper | 1 | 62 | 15,547 | 0 | 5,162 | 199 | 3,230 | 94 | 1 | 0 | 24,296 |
| | **Total** | **17** | **244** | **18,268** | **0** | **11,614** | **200** | **7,308** | **117** | **3** | **218** | **37,989** |

Appendix Table P.5. Yukon River District 3 chinook salmon subsistence catch by age and run of origin, 1996. [a]

| Strata | Stock Group | Age Group 1.1 | 1.2 | 1.3 | 2.2 | 1.4 | 2.3 | 1.5 | 2.4 | 1.6 | 2.5 | Total |
|---|---|---|---|---|---|---|---|---|---|---|---|---|
| Subsistence Season Total | Lower | 0 | 4 | 101 | 0 | 1,178 | 0 | 808 | 5 | 0 | 50 | 2,146 |
| | Middle | 0 | 22 | 416 | 0 | 0 | 0 | 0 | 0 | 0 | 0 | 438 |
| | **Alaska** | **0** | **26** | **517** | **0** | **1,178** | **0** | **808** | **5** | **0** | **50** | **2,584** |
| | Upper | 0 | 11 | 2,724 | 0 | 853 | 19 | 572 | 20 | 0 | 0 | 4,199 |
| | **Total** | **0** | **37** | **3,241** | **0** | **2,031** | **19** | **1,380** | **25** | **0** | **50** | **6,783** |

[a] No commercial season occurred in in 1996.

Appendix Table P.6. Yukon River District 4 chinook salmon commercial and subsistence catch by age, run of origin and fishery, 1996.

| Strata | Stock Group | Age Group 1.1 | 1.2 | 1.3 | 2.2 | 1.4 | 2.3 | 1.5 | 2.4 | 1.6 | 2.5 | Total |
|---|---|---|---|---|---|---|---|---|---|---|---|---|
| Commercial | Lower | 0 | 0 | 2 | 0 | 25 | 0 | 9 | 1 | 0 | 0 | 37 |
| Gillnet Season | Middle | 0 | 0 | 4 | 0 | 1 | 0 | 0 | 0 | 0 | 0 | 5 |
| Total | **Alaska** | **0** | **0** | **6** | **0** | **26** | **0** | **9** | **1** | **0** | **0** | **42** |
| | Upper | 0 | 0 | 30 | 0 | 23 | 0 | 9 | 5 | 0 | 0 | 67 |
| | **Total** | **0** | **0** | **36** | **0** | **49** | **0** | **18** | **6** | **0** | **0** | **109** |
| Commercial | Lower | 0 | 0 | 1 | 0 | 7 | 0 | 2 | 0 | 0 | 0 | 10 |
| Fishwheel | Middle | 0 | 0 | 1 | 0 | 0 | 0 | 0 | 0 | 0 | 0 | 1 |
| Season Total | **Alaska** | **0** | **0** | **2** | **0** | **7** | **0** | **2** | **0** | **0** | **0** | **11** |
| | Upper | 0 | 0 | 8 | 0 | 6 | 0 | 2 | 1 | 0 | 0 | 17 |
| | **Total** | **0** | **0** | **10** | **0** | **13** | **0** | **4** | **1** | **0** | **0** | **28** |
| Commercial | Lower | 0 | 0 | 3 | 0 | 32 | 0 | 11 | 1 | 0 | 0 | 47 |
| Season Total | Middle | 0 | 0 | 5 | 0 | 1 | 0 | 0 | 0 | 0 | 0 | 6 |
| | **Alaska** | **0** | **0** | **8** | **0** | **33** | **0** | **11** | **1** | **0** | **0** | **53** |
| | Upper | 0 | 0 | 38 | 0 | 29 | 0 | 11 | 6 | 0 | 0 | 84 |
| | **Total** | **0** | **0** | **46** | **0** | **62** | **0** | **22** | **7** | **0** | **0** | **137** |
| Subsistence | Lower | 0 | 0 | 147 | 0 | 1,832 | 0 | 660 | 73 | 0 | 0 | 2,712 |
| Season Total | Middle | 0 | 0 | 293 | 0 | 73 | 0 | 0 | 0 | 0 | 0 | 366 |
| | **Alaska** | **0** | **0** | **440** | **0** | **1,905** | **0** | **660** | **73** | **0** | **0** | **3,078** |
| | Upper | 0 | 0 | 2,198 | 0 | 1,686 | 0 | 660 | 366 | 0 | 0 | 4,910 |
| | **Total** | **0** | **0** | **2,638** | **0** | **3,591** | **0** | **1,320** | **439** | **0** | **0** | **7,988** |
| Season Total | Lower | 0 | 0 | 150 | 0 | 1,864 | 0 | 671 | 74 | 0 | 0 | 2,759 |
| | Middle | 0 | 0 | 298 | 0 | 74 | 0 | 0 | 0 | 0 | 0 | 372 |
| | **Alaska** | **0** | **0** | **448** | **0** | **1,938** | **0** | **671** | **74** | **0** | **0** | **3,131** |
| | Upper | 0 | 0 | 2,236 | 0 | 1,715 | 0 | 671 | 372 | 0 | 0 | 4,994 |
| | **Total** | **0** | **0** | **2,684** | **0** | **3,653** | **0** | **1,342** | **446** | **0** | **0** | **8,125** |

Appendix Table P.7. Yukon River District 5 chinook salmon commercial and subsistence catch by age and fishery, 1996, with run of origin presumed to be Upper Run based on geographic location.

| Strata | Stock Group | Age Group 1.1 | 1.2 | 1.3 | 2.2 | 1.4 | 2.3 | 1.5 | 2.4 | 1.6 | 2.5 | Total |
|---|---|---|---|---|---|---|---|---|---|---|---|---|
| Commercial Gillnet | Upper | 0 | 27 | 531 | 14 | 368 | 0 | 82 | 0 | 0 | 0 | 1,022 |
| Commercial Fishwheel | Upper | 0 | 102 | 1,245 | 0 | 245 | 82 | 41 | 20 | 0 | 0 | 1,735 |
| Commercial Season Total | Upper | 0 | 129 | 1,776 | 14 | 613 | 82 | 123 | 20 | 0 | 0 | 2,757 |
| Subsistence | Upper | 0 | 728 | 10,026 | 79 | 3,460 | 463 | 694 | 113 | 0 | 0 | 15,563 |
| Season Total | Upper | 0 | 857 | 11,802 | 93 | 4,073 | 545 | 817 | 133 | 0 | 0 | 18,320 |

Appendix Table P.8. Yukon River District 6 chinook salmon commercial, subsistence and sport fish catch by age and fishery, 1996, with run of origin presumed to be Middle Run based on geographic location.

| Strata | Stock Group | Age Group 1.1 | 1.2 | 1.3 | 2.2 | 1.4 | 2.3 | 1.5 | 2.4 | 1.6 | 2.5 | Total |
|---|---|---|---|---|---|---|---|---|---|---|---|---|
| Commercial Fishwheel | Middle | 67 | 154 | 195 | 0 | 21 | 0 | 10 | 0 | 0 | 0 | 447 |
| Subsistence | Middle | 264 | 607 | 768 | 0 | 83 | 0 | 39 | 0 | 0 | 0 | 1,761 |
| Sport Fish Catch | Middle | 74 | 199 | 1,313 | 0 | 823 | 0 | 742 | 0 | 0 | 0 | 3,151 |
| Season Total | Middle | 406 | 961 | 2,277 | 2 | 928 | 2 | 793 | 2 | 2 | 3 | 5,377 |

Appendix Table P.9. Yukon River Canadian chinook salmon commercial and non-commercial catch by age and fishery, 1996, with run of origin presumed to be Upper Run based on geographic location.

| Strata | Stock Group | Age Group 1.1 | 1.2 | 1.3 | 2.2 | 1.4 | 2.3 | 1.5 | 2.4 | 1.6 | 2.5 | Total |
|---|---|---|---|---|---|---|---|---|---|---|---|---|
| Commercial | Upper | 0 | 712 | 4,782 | 0 | 3,860 | 0 | 810 | 0 | 0 | 0 | 10,164 |
| Non-Commercial | Upper | 0 | 666 | 4,473 | 0 | 3,611 | 0 | 758 | 0 | 0 | 0 | 9,508 |
| Season Total | Upper | 0 | 1,378 | 9,255 | | 7,471 | 0 | 1,568 | 0 | 0 | 0 | 19,672 |

Appendix Table P.10. Yukon River chinook salmon catch by age, run of origin and fishery, 1996.

| District | Fishery | Stock Group | Age Group 1.1 | 1.2 | 1.3 | 2.2 | 1.4 | 2.3 | 1.5 | 2.4 | 1.6 | 2.5 | Total |
|---|---|---|---|---|---|---|---|---|---|---|---|---|---|
| 1 | Commercial [a] | Lower | 0 | 178 | 2,127 | 0 | 8,202 | 0 | 5,363 | 12 | 48 | 24 | 15,954 |
| | | Middle | 6 | 423 | 6,110 | 0 | 369 | 0 | 613 | 0 | 48 | 0 | 7,569 |
| | | **Alaska** | **6** | **601** | **8,237** | **0** | **8,571** | **0** | **5,976** | **12** | **96** | **24** | **23,523** |
| | | Upper | 0 | 65 | 13,306 | 0 | 13,174 | 232 | 7,901 | 91 | 48 | 0 | 34,817 |
| | | **Total** | **6** | **666** | **21,543** | **0** | **21,745** | **232** | **13,877** | **103** | **144** | **24** | **58,340** |
| | Subsistence | Lower | 0 | 6 | 171 | 0 | 0 | 460 | 0 | 399 | 3 | 0 | 1,039 |
| | | Middle | 0 | 10 | 325 | 0 | 0 | 0 | 0 | 0 | 0 | 0 | 335 |
| | | **Alaska** | **0** | **16** | **496** | **0** | **0** | **460** | **0** | **399** | **3** | **0** | **1,374** |
| | | Upper | 0 | 2 | 1,021 | 0 | 0 | 684 | 11 | 535 | 19 | 0 | 2,272 |
| | | **Total** | **0** | **18** | **1,517** | **0** | **0** | **1,144** | **11** | **934** | **22** | **0** | **3,646** |
| 2 | Commercial | Lower | 5 | 50 | 861 | 0 | 4,808 | 1 | 2,926 | 17 | 1 | 134 | 8,803 |
| | | Middle | 11 | 105 | 1,484 | 0 | 120 | 0 | 189 | 0 | 1 | 0 | 1,910 |
| | | **Alaska** | **16** | **155** | **2,345** | **0** | **4,928** | **1** | **3,116** | **17** | **2** | **134** | **10,713** |
| | | Upper | 1 | 46 | 11,980 | 0 | 4,409 | 178 | 2,802 | 79 | 1 | 0 | 19,496 |
| | | **Total** | **17** | **201** | **14,325** | **0** | **9,337** | **179** | **5,917** | **96** | **3** | **134** | **30,209** |
| | Subsistence | Lower | 0 | 0 | 0 | 0 | 1,524 | 0 | 963 | 6 | 0 | 84 | 2,577 |
| | | Middle | 0 | 27 | 376 | 0 | 0 | 0 | 0 | 0 | 0 | 0 | 403 |
| | | **Alaska** | **0** | **27** | **376** | **0** | **1,524** | **0** | **963** | **6** | **0** | **84** | **2,980** |
| | | Upper | 0 | 16 | 3,567 | 0 | 753 | 21 | 428 | 15 | 0 | 0 | 4,800 |
| | | **Total** | **0** | **43** | **3,943** | **0** | **2,277** | **21** | **1,391** | **21** | **0** | **84** | **7,780** |
| 3 | Subsistence | Lower | 0 | 4 | 101 | 0 | 1,178 | 0 | 808 | 5 | 0 | 50 | 2,146 |
| | | Middle | 0 | 22 | 416 | 0 | 0 | 0 | 0 | 0 | 0 | 0 | 438 |
| | | **Alaska** | **0** | **26** | **517** | **0** | **1,178** | **0** | **808** | **5** | **0** | **50** | **2,584** |
| | | Upper | 0 | 11 | 2,724 | 0 | 853 | 19 | 572 | 20 | 0 | 0 | 4,199 |
| | | **Total** | **0** | **37** | **3,241** | **0** | **2,031** | **19** | **1,380** | **25** | **0** | **50** | **6,783** |
| 4 | Commercial | Lower | 0 | 0 | 3 | 0 | 32 | 0 | 11 | 1 | 0 | 0 | 47 |
| | | Middle | 0 | 0 | 5 | 0 | 1 | 0 | 0 | 0 | 0 | 0 | 6 |
| | | **Alaska** | **0** | **0** | **8** | **0** | **33** | **0** | **11** | **1** | **0** | **0** | **53** |
| | | Upper | 0 | 0 | 38 | 0 | 29 | 0 | 11 | 6 | 0 | 0 | 84 |
| | | **Total** | **0** | **0** | **46** | **0** | **62** | **0** | **22** | **7** | **0** | **0** | **137** |
| | Subsistence | Lower | 0 | 0 | 147 | 0 | 1,832 | 0 | 660 | 73 | 0 | 0 | 2,712 |
| | | Middle | 0 | 0 | 293 | 0 | 73 | 0 | 0 | 0 | 0 | 0 | 366 |
| | | **Alaska** | **0** | **0** | **440** | **0** | **1,905** | **0** | **660** | **73** | **0** | **0** | **3,078** |
| | | Upper | 0 | 0 | 2,198 | 0 | 1,686 | 0 | 660 | 366 | 0 | 0 | 4,910 |
| | | **Total** | **0** | **0** | **2,638** | **0** | **3,591** | **0** | **1,320** | **439** | **0** | **0** | **7,988** |
| 5 | Commercial | Upper | 0 | 129 | 1,776 | 14 | 613 | 82 | 123 | 20 | 0 | 0 | 2,757 |
| | Subsistence | Upper | 0 | 728 | 10,026 | 79 | 3,460 | 463 | 694 | 113 | 0 | 0 | 15,563 |
| | | **Total** | **0** | **857** | **11,802** | **93** | **4,073** | **545** | **817** | **133** | **0** | **0** | **18,320** |
| 6 | Commercial | Middle | 67 | 154 | 195 | 0 | 21 | 0 | 10 | 0 | 0 | 0 | 447 |
| | Sport Fish | Middle | 74 | 199 | 1,313 | 0 | 823 | 0 | 742 | 0 | 0 | 0 | 3,151 |
| | Subsistence | Middle | 264 | 607 | 768 | 0 | 83 | 0 | 39 | 0 | 0 | 0 | 1,761 |
| | | **Total** | **405** | **960** | **2,276** | **0** | **927** | **0** | **791** | **0** | **0** | **0** | **5,359** |
| Canada | Commercial | Upper | 0 | 712 | 4,782 | 0 | 3,860 | 0 | 810 | 0 | 0 | 0 | 10,164 |
| | Non-Commercial | Upper | 0 | 666 | 4,473 | 0 | 3,611 | 0 | 758 | 0 | 0 | 0 | 9,508 |
| | | **Total** | **0** | **1,378** | **9,255** | **0** | **7,471** | **0** | **1,568** | **0** | **0** | **0** | **19,672** |
| Total Harvest | | Lower | 5 | 238 | 3,410 | 0 | 17,576 | 461 | 10,731 | 513 | 52 | 292 | 33,278 |
| | | Middle | 422 | 1,547 | 11,285 | 0 | 1,490 | 0 | 1,593 | 0 | 49 | 0 | 16,386 |
| | | **Alaska** | **427** | **1,785** | **14,695** | **0** | **19,066** | **461** | **12,324** | **513** | **101** | **292** | **49,664** |
| | | Upper | 1 | 2,375 | 55,891 | 93 | 32,448 | 1,679 | 14,770 | 1,245 | 68 | 0 | 108,570 |
| | | **Total** | **428** | **4,160** | **70,586** | **93** | **51,514** | **2,140** | **27,094** | **1,758** | **169** | **292** | **158,234** |

[a] Includes a test fish catch of 1,698 chinook salmon.

Appendix Table P.11. Yukon River chinook salmon catch proportions by age, run of origin and fishery, 1996.

| District | Fishery | Stock Group | Age Group 1.1 | 1.2 | 1.3 | 2.2 | 1.4 | 2.3 | 1.5 | 2.4 | 1.6 | 2.5 | Total |
|---|---|---|---|---|---|---|---|---|---|---|---|---|---|
| 1 | Commercial | Lower | 0.000 | 0.003 | 0.036 | 0.000 | 0.141 | 0.000 | 0.092 | 0.000 | 0.001 | 0.000 | 0.273 |
| | | Middle | 0.000 | 0.007 | 0.105 | 0.000 | 0.006 | 0.000 | 0.011 | 0.000 | 0.001 | 0.000 | 0.130 |
| | | **Alaska** | **0.000** | **0.010** | **0.141** | **0.000** | **0.147** | **0.000** | **0.102** | **0.000** | **0.002** | **0.000** | **0.403** |
| | | Upper | 0.000 | 0.001 | 0.228 | 0.000 | 0.226 | 0.004 | 0.135 | 0.002 | 0.001 | 0.000 | 0.597 |
| | | **Total** | **0.000** | **0.011** | **0.369** | **0.000** | **0.373** | **0.004** | **0.238** | **0.002** | **0.002** | **0.000** | **1.000** |
| | Subsistence | Lower | 0.000 | 0.002 | 0.047 | 0.000 | 0.000 | 0.126 | 0.000 | 0.109 | 0.001 | 0.000 | 0.285 |
| | | Middle | 0.000 | 0.003 | 0.089 | 0.000 | 0.000 | 0.000 | 0.000 | 0.000 | 0.000 | 0.000 | 0.092 |
| | | **Alaska** | **0.000** | **0.004** | **0.136** | **0.000** | **0.000** | **0.126** | **0.000** | **0.109** | **0.001** | **0.000** | **0.377** |
| | | Upper | 0.000 | 0.001 | 0.280 | 0.000 | 0.000 | 0.188 | 0.003 | 0.147 | 0.005 | 0.000 | 0.623 |
| | | **Total** | **0.000** | **0.005** | **0.416** | **0.000** | **0.000** | **0.314** | **0.003** | **0.256** | **0.006** | **0.000** | **1.000** |
| 2 | Commercial | Lower | 0.000 | 0.002 | 0.029 | 0.000 | 0.159 | 0.000 | 0.097 | 0.001 | 0.000 | 0.004 | 0.291 |
| | | Middle | 0.000 | 0.003 | 0.049 | 0.000 | 0.004 | 0.000 | 0.006 | 0.000 | 0.000 | 0.000 | 0.063 |
| | | **Alaska** | **0.001** | **0.005** | **0.078** | **0.000** | **0.163** | **0.000** | **0.103** | **0.001** | **0.000** | **0.004** | **0.355** |
| | | Upper | 0.000 | 0.002 | 0.397 | 0.000 | 0.146 | 0.006 | 0.093 | 0.003 | 0.000 | 0.000 | 0.645 |
| | | **Total** | **0.001** | **0.007** | **0.474** | **0.000** | **0.309** | **0.006** | **0.196** | **0.003** | **0.000** | **0.004** | **1.000** |
| | Subsistence | Lower | 0.000 | 0.000 | 0.000 | 0.000 | 0.196 | 0.000 | 0.124 | 0.001 | 0.000 | 0.011 | 0.331 |
| | | Middle | 0.000 | 0.003 | 0.048 | 0.000 | 0.000 | 0.000 | 0.000 | 0.000 | 0.000 | 0.000 | 0.052 |
| | | **Alaska** | **0.000** | **0.003** | **0.048** | **0.000** | **0.196** | **0.000** | **0.124** | **0.001** | **0.000** | **0.011** | **0.383** |
| | | Upper | 0.000 | 0.002 | 0.458 | 0.000 | 0.097 | 0.003 | 0.055 | 0.002 | 0.000 | 0.000 | 0.617 |
| | | **Total** | **0.000** | **0.006** | **0.507** | **0.000** | **0.293** | **0.003** | **0.179** | **0.003** | **0.000** | **0.011** | **1.000** |
| 3 | Subsistence | Lower | 0.000 | 0.001 | 0.015 | 0.000 | 0.174 | 0.000 | 0.119 | 0.001 | 0.000 | 0.007 | 0.316 |
| | | Middle | 0.000 | 0.003 | 0.061 | 0.000 | 0.000 | 0.000 | 0.000 | 0.000 | 0.000 | 0.000 | 0.065 |
| | | **Alaska** | **0.000** | **0.004** | **0.076** | **0.000** | **0.174** | **0.000** | **0.119** | **0.001** | **0.000** | **0.007** | **0.381** |
| | | Upper | 0.000 | 0.002 | 0.402 | 0.000 | 0.126 | 0.003 | 0.084 | 0.003 | 0.000 | 0.000 | 0.619 |
| | | **Total** | **0.000** | **0.005** | **0.478** | **0.000** | **0.299** | **0.003** | **0.203** | **0.004** | **0.000** | **0.007** | **1.000** |
| 4 | Commercial | Lower | 0.000 | 0.000 | 0.022 | 0.000 | 0.234 | 0.000 | 0.080 | 0.007 | 0.000 | 0.000 | 0.343 |
| | | Middle | 0.000 | 0.000 | 0.036 | 0.000 | 0.007 | 0.000 | 0.000 | 0.000 | 0.000 | 0.000 | 0.044 |
| | | **Alaska** | **0.000** | **0.000** | **0.058** | **0.000** | **0.241** | **0.000** | **0.080** | **0.007** | **0.000** | **0.000** | **0.387** |
| | | Upper | 0.000 | 0.000 | 0.277 | 0.000 | 0.212 | 0.000 | 0.080 | 0.044 | 0.000 | 0.000 | 0.613 |
| | | **Total** | **0.000** | **0.000** | **0.336** | **0.000** | **0.453** | **0.000** | **0.161** | **0.051** | **0.000** | **0.000** | **1.000** |
| | Subsistence | Lower | 0.000 | 0.000 | 0.018 | 0.000 | 0.229 | 0.000 | 0.083 | 0.009 | 0.000 | 0.000 | 0.340 |
| | | Middle | 0.000 | 0.000 | 0.037 | 0.000 | 0.009 | 0.000 | 0.000 | 0.000 | 0.000 | 0.000 | 0.046 |
| | | **Alaska** | **0.000** | **0.000** | **0.055** | **0.000** | **0.238** | **0.000** | **0.083** | **0.009** | **0.000** | **0.000** | **0.385** |
| | | Upper | 0.000 | 0.000 | 0.275 | 0.000 | 0.211 | 0.000 | 0.083 | 0.046 | 0.000 | 0.000 | 0.615 |
| | | **Total** | **0.000** | **0.000** | **0.330** | **0.000** | **0.450** | **0.000** | **0.165** | **0.055** | **0.000** | **0.000** | **1.000** |
| 5 | Commercial | Upper | 0.000 | 0.047 | 0.644 | 0.005 | 0.222 | 0.030 | 0.045 | 0.007 | 0.000 | 0.000 | 1.000 |
| | Subsistence | Upper | 0.000 | 0.047 | 0.644 | 0.005 | 0.222 | 0.030 | 0.045 | 0.007 | 0.000 | 0.000 | 1.000 |
| | **Total** | | **0.000** | **0.047** | **0.644** | **0.005** | **0.222** | **0.030** | **0.045** | **0.007** | **0.000** | **0.000** | **1.000** |
| 6 | Commercial | Middle | 0.150 | 0.345 | 0.436 | 0.000 | 0.047 | 0.000 | 0.022 | 0.000 | 0.000 | 0.000 | 1.000 |
| | Sport Fish | Middle | 0.023 | 0.063 | 0.417 | 0.000 | 0.261 | 0.000 | 0.235 | 0.000 | 0.000 | 0.000 | 1.000 |
| | Subsistence | Middle | 0.150 | 0.345 | 0.436 | 0.000 | 0.047 | 0.000 | 0.022 | 0.000 | 0.000 | 0.000 | 1.000 |
| | **Total** | | **0.076** | **0.179** | **0.425** | **0.000** | **0.173** | **0.000** | **0.148** | **0.000** | **0.000** | **0.000** | **1.000** |
| **Canada** | Commercial | Upper | 0.000 | 0.070 | 0.470 | 0.000 | 0.380 | 0.000 | 0.080 | 0.000 | 0.000 | 0.000 | 1.000 |
| | Non-Commercial | Upper | 0.000 | 0.070 | 0.470 | 0.000 | 0.380 | 0.000 | 0.080 | 0.000 | 0.000 | 0.000 | 1.000 |
| | **Total** | | 0.000 | 0.070 | 0.470 | 0.000 | 0.380 | 0.000 | 0.080 | 0.000 | 0.000 | 0.000 | 1.000 |
| **Total Harvest** | | Lower | 0.000 | 0.002 | 0.022 | 0.000 | 0.111 | 0.003 | 0.068 | 0.003 | 0.000 | 0.002 | 0.210 |
| | | Middle | 0.003 | 0.010 | 0.071 | 0.000 | 0.009 | 0.000 | 0.010 | 0.000 | 0.000 | 0.000 | 0.104 |
| | | **Alaska** | **0.003** | **0.011** | **0.093** | **0.000** | **0.120** | **0.003** | **0.078** | **0.003** | **0.001** | **0.002** | **0.314** |
| | | Upper | 0.000 | 0.015 | 0.353 | 0.001 | 0.205 | 0.011 | 0.093 | 0.008 | 0.000 | 0.000 | 0.686 |
| | | **Total** | **0.003** | **0.026** | **0.446** | **0.001** | **0.326** | **0.014** | **0.171** | **0.011** | **0.001** | **0.002** | **1.000** |