

2021 Alaska Trapper Report: 1 July 2021-30 June 2022

Stephanie E. Bogle



Photo by Simone Cook



2021 Alaska Trapper Report:

1 July 2021–30 June 2022

Stephanie E. Bogle

Trapper Questionnaire Coordinator
ADF&G, Division of Wildlife Conservation
PO Box 110024
Juneau, AK 99811-0024
dfg.dwc.permits@alaska.gov

©2022 Alaska Department of Fish and Game

Alaska Department of Fish and Game
Division of Wildlife Conservation
PO Box 110024
Juneau, AK 99811-0024



Funding for this project came from the Federal Aid in Wildlife Restoration grant program and the State of Alaska's Fish and Game Fund. Hunters are important founders of the modern wildlife conservation movement. They, along with trappers and sport shooters, provided funding for this publication through payment of federal taxes on firearms, ammunition, and archery equipment, and through state hunting license and tag fees.

Wildlife Management Reports are used to document general wildlife management issues or information. They typically summarize information related to a specific management issue, review management activities, and/or provide information about why a particular management approach has been taken or is recommended. They may be produced primarily for general or technical audiences. These reports are professionally reviewed by staff in the Division of Wildlife Conservation

This Wildlife Management Report was reviewed and approved for publication by Natalie Weber, Program Coordinator for the Regulations program for the Division of Wildlife Conservation.

Wildlife management reports and plans are available via the Alaska Department of Fish and Game's public website (www.adfg.alaska.gov) or by contacting Alaska Department of Fish and Game's Division of Wildlife Conservation, PO Box 115526, Juneau, AK 99811-5526; phone: (907) 465-4190; email: dfg.dwc.publications@alaska.gov. The report may also be accessed through most libraries, via interlibrary loan from the Alaska State Library or the Alaska Resources Library and Information Services (www.arlis.org). To subscribe to email announcements regarding new technical publications from the Alaska Department of Fish and Game, Division of Wildlife Conservation please use the following link: <http://list.state.ak.us/mailman/listinfo/adfgwildlifereport>.

This document, published in PDF format only, should be cited as:

Bogle, S. E. 2022. 2021 Alaska trapper report: 1 July 2021–30 June 2022. Alaska Department of Fish and Game, Wildlife Management Report ADF&G/DWC/WMR-2022-1, Juneau.

Please contact the author or the Division of Wildlife Conservation at (907) 465-4190 if you have questions about the content of this report.

The State of Alaska is an Affirmative Action/Equal Opportunity Employer. The Alaska Department of Fish and Game complies with Title II of the Americans with Disabilities Act of 1990. This document is available in alternative communication formats. If you need assistance, please contact the Department ADA Coordinator via fax at (907) 465-6078; TTY/Alaska Relay 7-1-1 or 1-800-770-8973.

ADF&G does not endorse or recommend any specific company or their products. Product names used in this publication are included for completeness but do not constitute product endorsement.

Cover Photo: Female lynx near Council, Alaska. Photo by Simone Cook.

Contents

Code of Ethics.....	1
A Trapper’s Responsibility	1
Introduction.....	3
A Profile of Trapping in Alaska.....	4
Trapper Information.....	4
Trapping Experience	4
Trapline Information.....	6
Trapping Area	6
Trapping Frequency	6
Trapline Transportation	6
Trapline Composition	11
Trapping Efforts.....	12
Target Species and Fur Disposition	14
Target Species.....	14
Presence of Ectoparasites.....	16
Harvest Methods	18
Use of Predator Calls	18
Trapping Techniques and Success	18
Arctic Fox	19
Beaver	20
Coyote.....	21
Ermine.....	22
Fisher.....	23
Lynx	24
Marten.....	25
Mink.....	26
Muskrat	27
Red Fox.....	28
Red Squirrel	29
River Otter	30
Wolf.....	31
Wolverine.....	32
Species Relative Abundance and Population Trends.....	33
Furbearer Harvest Report.....	36
Furbearer Sealing Records Summary	39
Commercial Transactions Involving Furs.....	41
Average Prices Paid for Raw Furs	41
Minimum Estimated Fur Value	43
Fur Sealing Requirements.....	44
Regional ADF&G Fur Sealing Officers	45
Area Biologists and Game Management Units.....	46

Trapper Comments..... 47
 No Region Indicated 47
 Region I..... 47
 Region II 48
 Region III..... 49
 Region IV..... 50
 Region V 51
Author’s Note..... 52



Photo by Ken Marsh

List of Figures

Figure 1. Alaska Department of Fish and Game, Division of Wildlife Conservation’s regions and game management units.	2
Figure 2. A statewide 15-year trend of trapper age and experience, Alaska, regulatory years 2006–2021.	5
Figure 3. Length of time spent trapping by region, Alaska, regulatory year 2021.	6
Figure 4. Number of weeks Alaska trappers spent trapping during regulatory year 2021, by region.	7
Figure 5. Primary mode of transportation used by Alaska trappers to reach their traplines during the regulatory year 2021.	8
Figure 6. Primary transportation used by Alaska trappers to run their traplines during regulatory year 2021.	10
Figure 7. Change in trapping efforts for the regulatory year 2021 season by region, Alaska.	12
Figure 8. Types of change in trapping effort for the regulatory year 2021 season, Alaska.	13
Figure 9. Factors affecting trapping effort by region during the regulatory year 2021 season, Alaska.	14
Figure 10. The number of trappers statewide ranking each species as the first, second, or third most important species they targeted during the RY21 season in Alaska.	15
Figure 11. Use of predator calls by region during regulatory year 2021, Alaska.	18
Figure 12. Methods trappers used to harvest Arctic fox in Alaska during regulatory year (RY) 2021.	19
Figure 13. Methods trappers used to harvest beaver in Alaska during regulatory year (RY) 2021.	20
Figure 14. Methods trappers used to harvest coyote in Alaska during regulatory year (RY) 2021.	21
Figure 15. Methods trappers used to harvest ermine in Alaska during regulatory year (RY) 2021.	22
Figure 17. Methods trappers used to harvest lynx in Alaska during regulatory year (RY) 2021.	24
Figure 18. Methods trappers used to harvest marten in Alaska during regulatory year (RY) 2021.	25
Figure 19. Methods trappers used to harvest mink in Alaska during regulatory year (RY) 2021.	26
Figure 20. Methods trappers used to harvest muskrat in Alaska during regulatory year (RY) 2021.	27
Figure 21. Methods trappers used to harvest red fox in Alaska during regulatory year (RY) 2021.	28
Figure 22. Methods trappers used to harvest red squirrel in Alaska during regulatory year (RY) 2021.	29
Figure 23. Methods trappers used to harvest river otter in Alaska during regulatory year (RY) 2021.	30
Figure 24. Methods trappers used to harvest wolf in Alaska during regulatory year (RY) 2021.	31
Figure 25. Methods trappers used to harvest wolverine in Alaska during regulatory year (RY) 2021.	32

List of Tables

Table 1. Response to the 2021 Alaska trapper questionnaire.....	4
Table 2. Average reported trapline length and number of sets per trapline in Alaska for regulatory year 2021.....	11
Table 3. Species ranked by importance at both statewide and regional levels, Alaska, regulatory year 2021.....	15
Table 4. Presence of ectoparasites found on Alaska furbearers by species and region, regulatory year 2021.....	17
Table 5. Regionwide relative abundance and trend of furbearer populations, Alaska, regulatory year 2021.....	35
Table 6. Furbearer harvest as reported on the 2021 trapper questionnaire, Alaska.....	37
Table 7. Trapper questionnaire reported harvest as a percent of total number sealed, by species and region where sealing was required, regulatory year (RY) 2021, Alaska.....	39
Table 8. Reported harvest from sealing records, regulatory years (RY) 2016–2021, Alaska.....	40
Table 9. Average fur prices published by the North American Fur Auction (2017–2018) and Fur Harvesters Auction, Inc., for the last 5 regulatory years (RY), 2017–2021.....	42
Table 10. Minimum value of furs harvested in Alaska, regulatory year 2021, by species.....	43



Photo by Jesse Ross

Code of Ethics

A TRAPPER’S RESPONSIBILITY

1. Respect other trapper’s “grounds” – particularly brushed, maintained traplines with a history of use.
2. Check traps regularly.
3. Promote trapping methods that will reduce the possibility of catching nontarget animals.
4. Obtain landowners’ permission before trapping on private property.
5. Know and use proper releasing and killing methods.
6. Develop set location methods to prevent losses.
7. Trap in the most humane way possible.
8. Dispose of animal carcasses properly.
9. Concentrate trapping in areas where animals are overabundant for the supporting habitat.
10. Promptly report the presence of diseased animals to wildlife authorities.
11. Assist landowners who are having problems with predators and other furbearers that have become a nuisance.
12. Support and help train new trappers in trapping ethics, methods and means, conservation, fur handling, and marketing.
13. Obey all trapping regulations and support strict enforcement by reporting violations.
14. Support and promote sound furbearer management.

This code of ethics is reprinted from the *Alaska Trappers Manual*. The manual was created in a joint effort between the Alaska Trappers Association and the Alaska Department of Fish and Game. The manual is currently available from the Alaska Trappers Association for \$26.00, including shipping, or from some bookstores in Alaska.



Photo by Patrick Kreigh

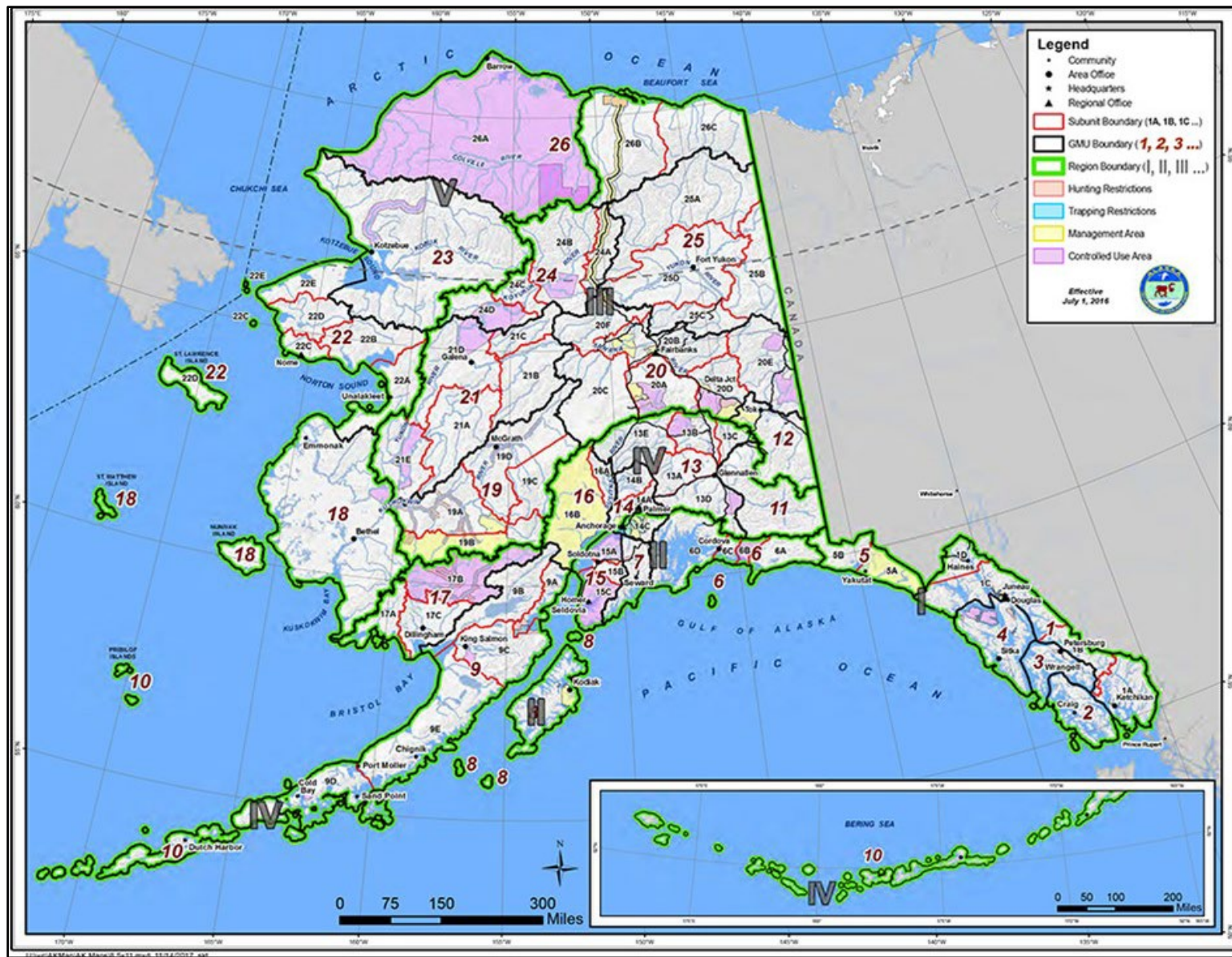


Figure 1. Alaska Department of Fish and Game, Division of Wildlife Conservation’s regions and game management units.

Introduction

This *2021 Alaska Trapper Report: 1 July 2021–30 June 2022* contains information provided by trappers through the annual trapper questionnaire. On the following pages, you will learn how other Alaskans ran their traplines, what their primary target species were, how much effort they put into catching fur, how abundant furbearer and prey species were on their traplines, and how many furbearers they trapped. You will also find fur sealing summaries from the Alaska Department of Fish and Game (ADF&G) as well as comments from trappers throughout the state.

In 2015, ADF&G began offering the questionnaire in an online format in hopes of improving the data. We continue to work to improve the questionnaire and the reports generated from information provided by trappers on the questionnaire. We hope trappers and managers alike can use the information in this report to enhance their efforts during future trapping seasons.

The accuracy and value of information provided in this report depends on the number of trappers who reply. In order to best reach trappers with this questionnaire, we identified potential trappers using licensing and fur sealing records. 2021 questionnaire invites were only sent to people who purchased a trapping license, hunt/trap combination license, or a hunt/trap/fish combination license authorizing them to trap in 2021. Of the 1,410 questionnaire invites mailed or emailed out, we received 125 responses, yielding an 8.9% response rate. The response rate decreased from the response rate for the 2020 survey.

This year, trappers were assigned to the 5 standard regions found in Figure 1 based on their mailing address. However, if a primary trapline was in a different region than a trapper's mailing address, the trappers were reassigned to regions according to their primary trapline location. This was done in an attempt to accurately reflect trapping effort and locations. Throughout this report, regions will be listed by roman numeral in place of description (e.g., Region I instead of Southeast): Region I = Southeast Alaska; Region II = Southcentral Alaska, Region III = Interior Alaska, Region IV = Central and Southwest Alaska, Region V = Arctic and Western Alaska.

As always, we maintain strict confidentiality. The names of individuals and references to specific traplines will not be included in any reports. We hope you find this report informative and welcome your suggestions for improvement.

Alaska Trapper Reports are mailed to all trappers who responded to the Alaska Trapper Questionnaire survey. This and previous *Alaska Trapper Reports* are available on our website: <http://www.adfg.alaska.gov/index.cfm?adfg=trapping.reports>

A Profile of Trapping in Alaska

TRAPPER INFORMATION

Did you Trap?

This year, 1,410 questionnaire invites were mailed throughout the state and 125 responded for an overall response rate of 8.9% (Table 1). The response rate was largest from Region I and lowest from Region III. Statewide, 60% of respondents trapped during the 2021–2022 season, regulatory year (RY) 2021 (a regulatory year begins July 1 and ends June 30; e.g., RY21 = 1 July 2021–30 June 2022).

Table 1. Response to the 2021 Alaska trapper questionnaire.

Region	Trapped	Did not trap	No response	Total invited	Percent responded
I	12	3	79	94	15.9
II	16	20	276	312	11.5
III	17	7	334	358	6.7
IV	23	13	301	337	10.7
V	7	7	182	196	7.1
Unspecified	–	–	–	113	–
Total	75	50	1,172	1,410	8.9

Note: En dashes indicate not applicable.

Statewide, 45 respondents reported that they did not trap in RY21 but did trap in prior years. Of these 45 respondents, 40% ($n = 18$) last trapped within the past 2 years, 33% ($n = 15$) last trapped more than 2 years ago, and the rest (27%, $n = 12$) indicated they were not trappers.

Trapping Experience

During the RY21 season, active trappers statewide averaged 15 years of experience trapping and 11 years of experience trapping in Alaska (Fig. 2, $n = 70$). This has decreased slightly over the past 15 years, suggesting that there is a younger group of trappers in the field. The average number of years of experience trapping in Alaska decreased slightly compared to RY20. This suggests that Alaska may not be retaining trappers. Trappers in Region I averaged the most trapping experience overall (19 years of trapping), and trappers in Region I also averaged the most experience in Alaska (16 years of trapping). No data were collected in 2009 or 2014.

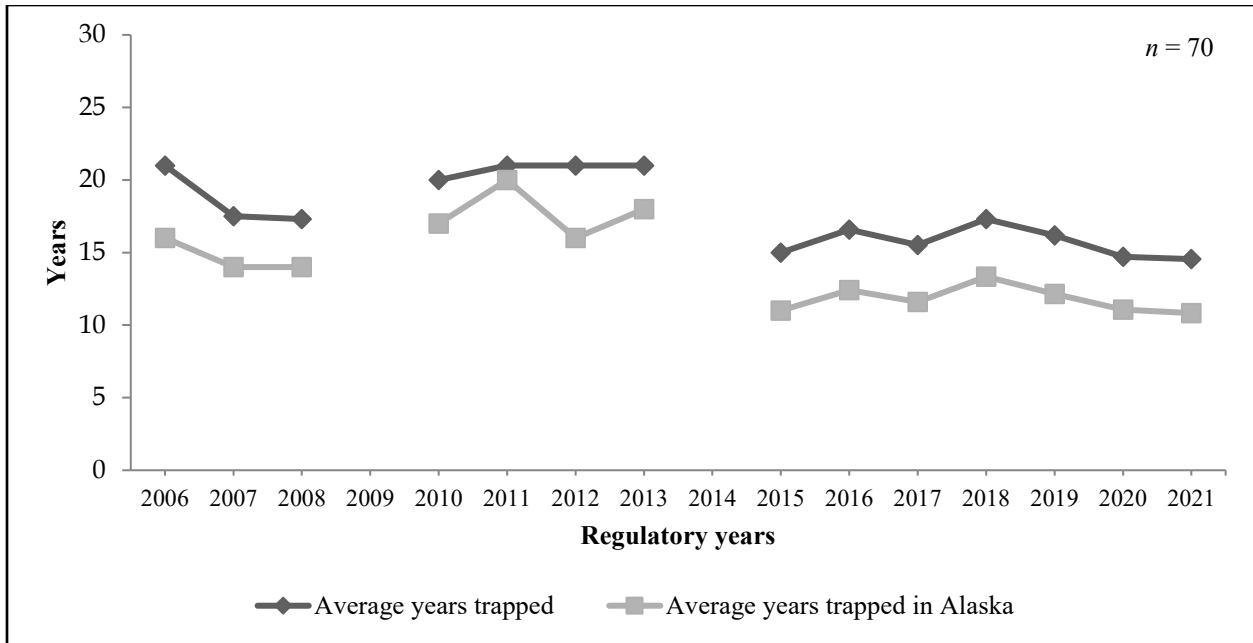


Figure 2. A statewide 15-year trend of trapper age and experience, Alaska, regulatory years 2006–2021.



Photo by Winston Davies

TRAPLINE INFORMATION

Trapping Area

Statewide, trappers have trapped in the same area for an average of 8 years (Fig. 3, $n = 70$). Trappers in Region I spent the longest amount of time trapping the same area (12-year average), while Region V trappers spent the least amount of time trapping the same area (4-year average). The longest time spent trapping in a single area was 50 years, reported by a trapper in Region III.

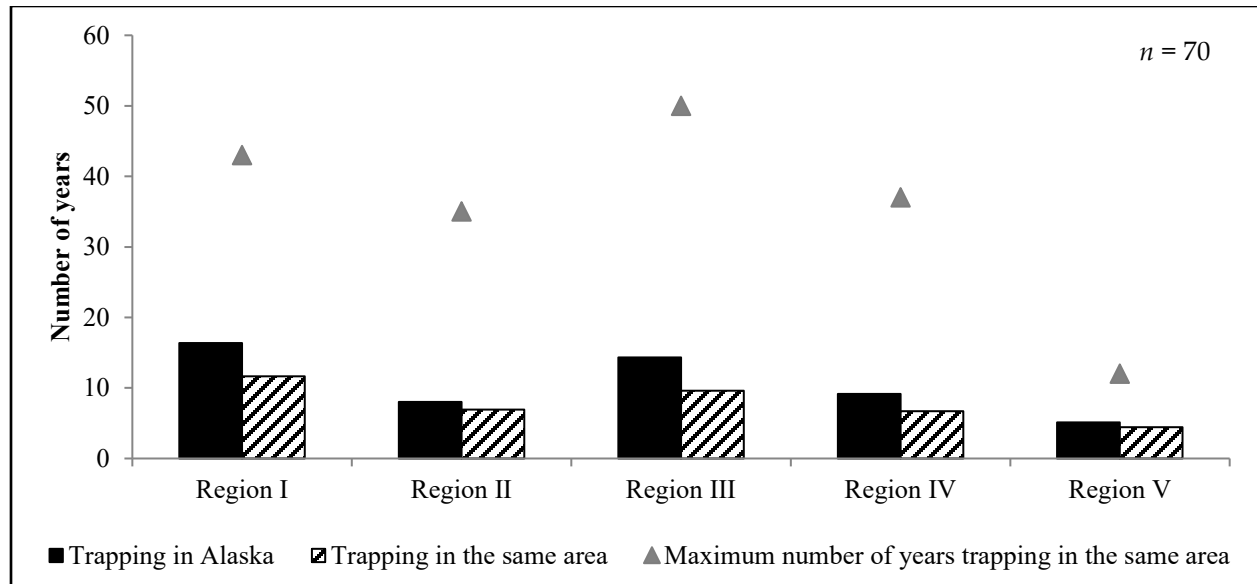


Figure 3. Length of time spent trapping by region, Alaska, regulatory year 2021.

Trapping Frequency

During the RY21 season, trappers averaged 9.1 weeks of trapping (Fig. 4, $n = 70$). Region III trappers spent the longest time trapping (average of 13 weeks), while Region I trappers spent the least amount of time trapping (average of 7 weeks). Statewide, 76% of trappers trapped a total of 10 weeks or less.

Trapline Transportation

Trappers who received the 2021 questionnaire were asked what their primary mode of transportation was for both traveling to their traplines and for running their traplines during the RY21 season. There were 73 responses to this question. Statewide, the most common mode of transportation used by trappers to get to their trapline(s) was highway vehicle (48%, $n = 35$; Fig. 5). Statewide, trappers also commonly reported accessing their trapline(s) using snowmachines ($n = 14$). While highway vehicles were the most common mode of transportation to access traplines in Regions II–IV, boats were more frequently used in Region I, and snowmachines in Region V.

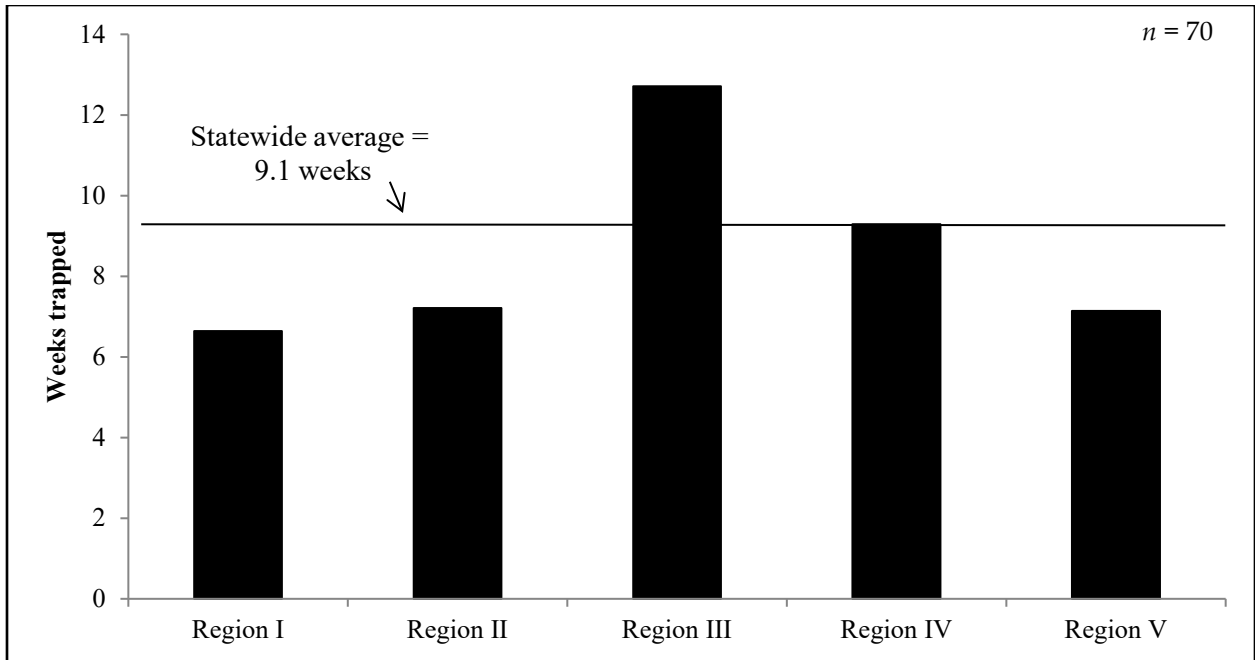


Figure 4. Number of weeks Alaska trappers spent trapping during regulatory year 2021, by region.



Photo by Ken Marsh

Primary Mode of Transportation from Home to the Traplines

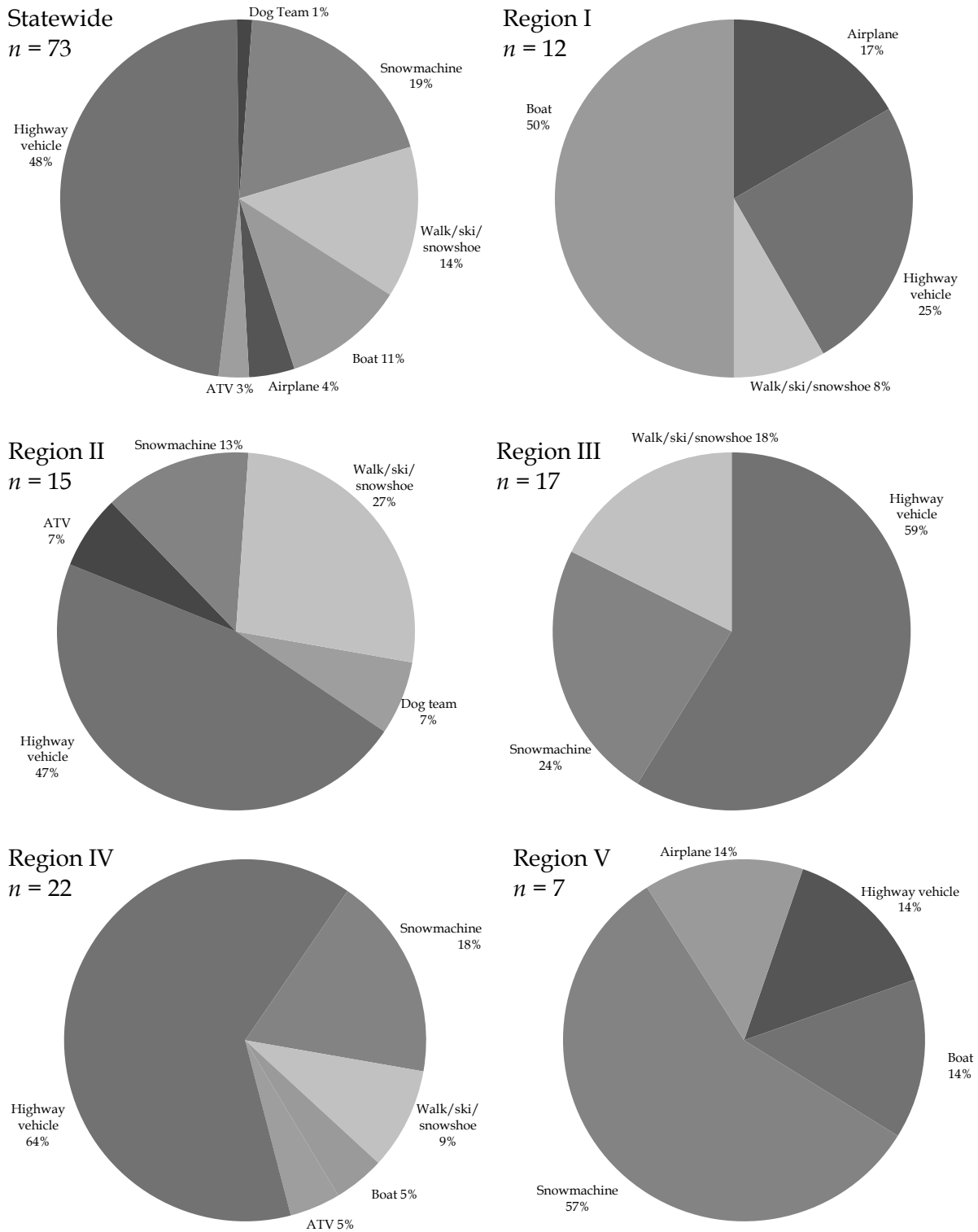


Figure 5. Primary mode of transportation used by Alaska trappers to reach their traplines during the regulatory year 2021.

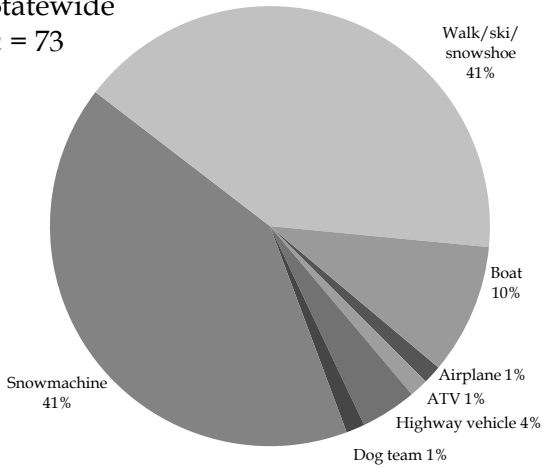
Statewide, the most common mode of transportation that trappers used for running their trapline(s) (Fig. 6), was snowmachine (41%, $n = 30$); and walking, skiing, or snowshoeing (41% combined, $n = 30$; Fig. 6). While snowmachines were the most common mode of transportation for running traplines in Regions III–V; walking, skiing, or snowshoeing was the most common mode of transportation for Region II; and boating, walking, skiing, or snowshoeing were the most common modes of transportation for Region I. Statewide, only one individual reported using a dog team to get from their home to their trapline or for running the trapline.



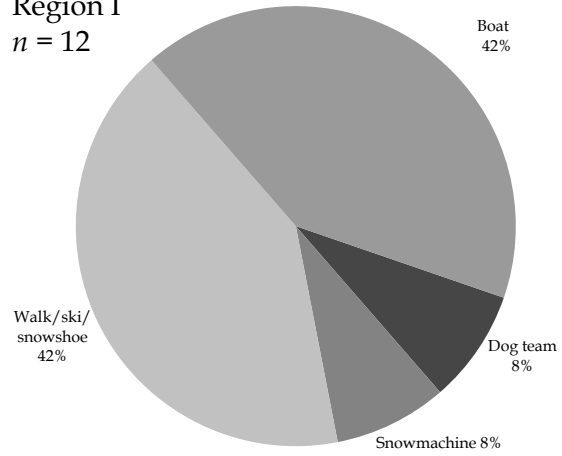
Photo by ADF&G

Primary Mode of Transportation Used to Run the Trapline

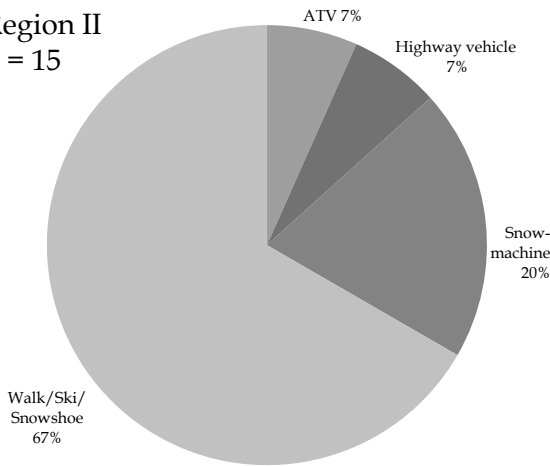
Statewide
n = 73



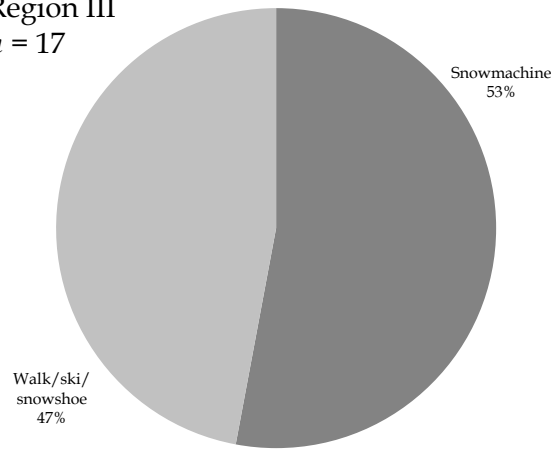
Region I
n = 12



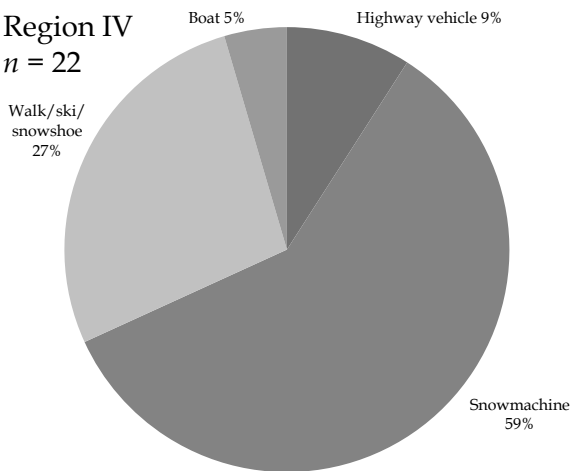
Region II
n = 15



Region III
n = 17



Region IV
n = 22



Region V
n = 7

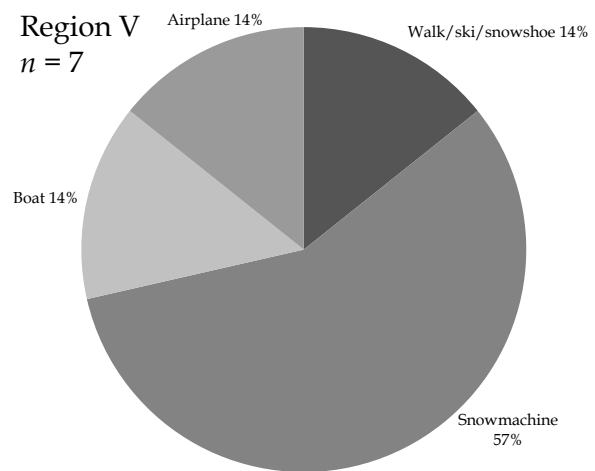


Figure 6. Primary transportation used by Alaska trappers to run their traplines during regulatory year 2021.

Trapline Composition

Statewide, traplines averaged 18 miles in length with an average of 28 sets per trapline (Table 2). Region IV trappers had the longest average trapline length at 26 miles. Region III trappers had the highest average number of sets per trapline, at 41 sets per trapline. Region II trappers reported the shortest average trapline length (5 miles), and Region V reported the lowest average number of sets (8) per trapline.

Table 2. Average reported trapline length and number of sets per trapline in Alaska for regulatory year 2021.

Region	Average trapline length (miles)	Maximum length (miles)	Average number of sets per trapline	Maximum number of sets per trapline
I	16	155	33	350
II	5	15	17	100
III	20	150	41	250
IV	26	90	30	100
V	15	60	8	20
Statewide	18	155	28	350



Photo from ADF&G files

Trapping Efforts

During the RY21 season, 50% of Alaska trappers ($n = 70$) did not change their efforts compared to last season (Fig. 7). Of those who did change their efforts ($n = 35$), 57% increased their efforts. As a result, 60% ($n = 12$) of trappers who increased their efforts also saw an increase in their overall catch.

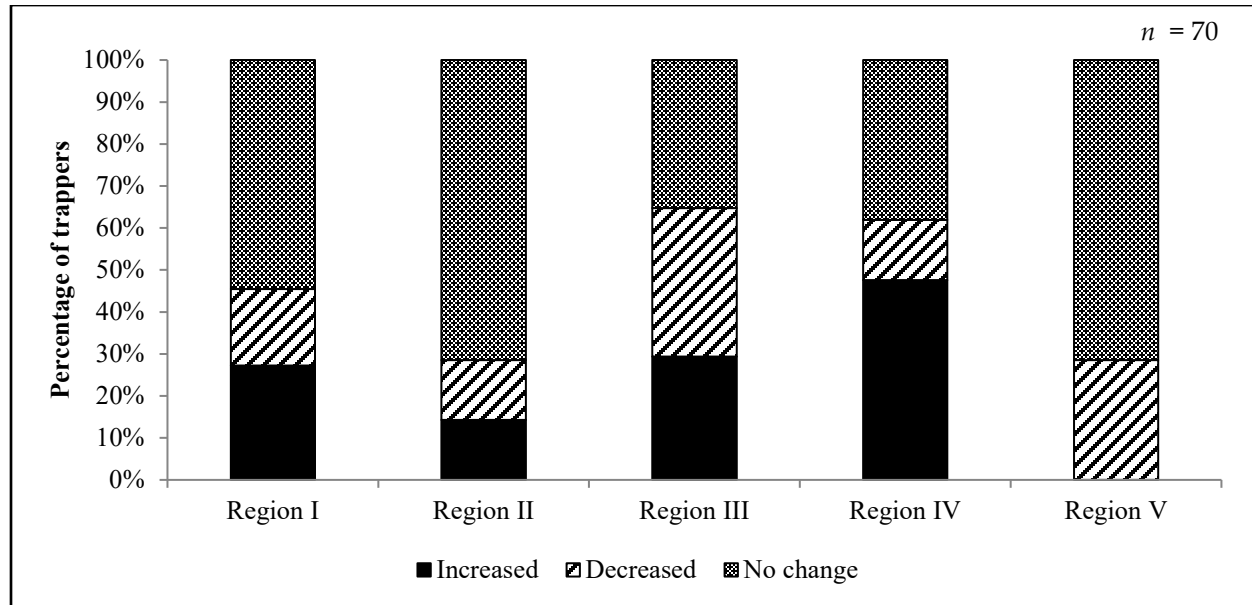


Figure 7. Change in trapping efforts for the regulatory year 2021 season by region, Alaska.



Photo by Shawn Conway

Trappers could select multiple responses for how their efforts changed in the RY21 season (Fig. 8, $n = 34$ trappers). The most common changes in effort across Alaska were an increase in the number of sets ($n = 15$), a change to a new area ($n = 14$), and an increase in trapline length ($n = 14$). Trappers in Region IV ($n = 13$) reported the largest increase in the “trapped in a new area” category ($n = 6$), the greatest number of trappers that increased trapline length ($n = 9$), and the greatest number of trappers who increased their number of sets ($n = 9$) than trappers in any other region.

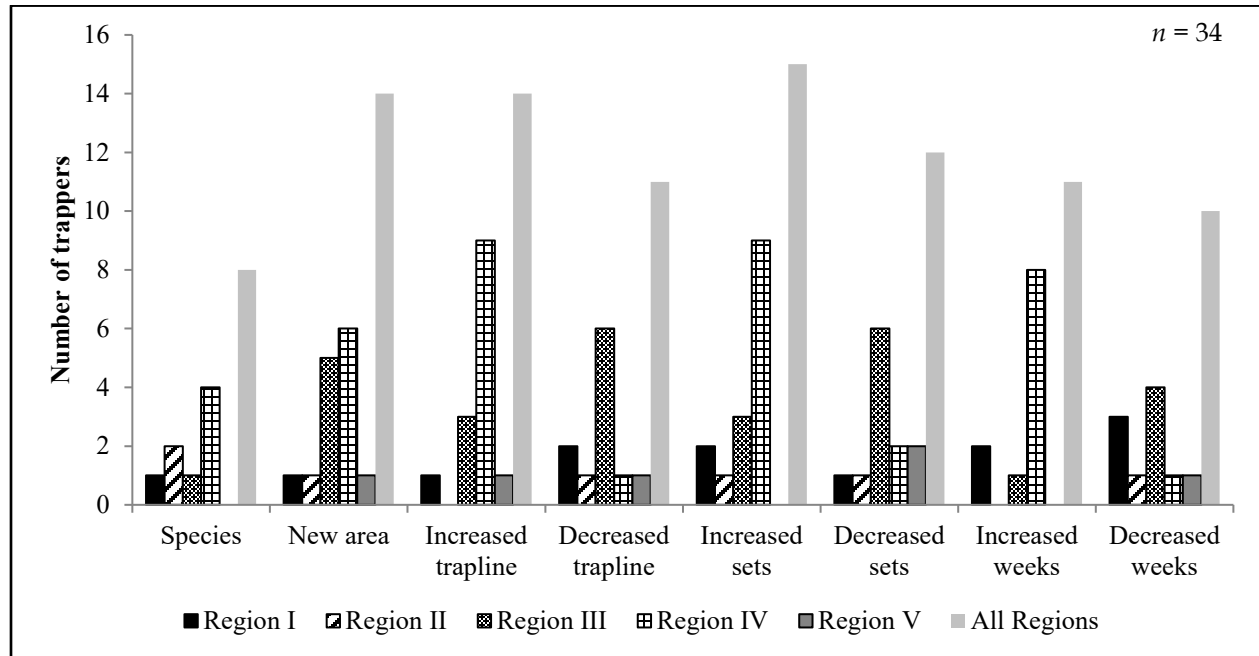


Figure 8. Types of change in trapping effort for the regulatory year 2021 season, Alaska.

Statewide, trappers reporting factors that affected their efforts during the RY21 season ($n = 64$, Fig. 9) indicated that trapping conditions (weather, snow depth, snow cover, ice, etc.) were the leading factor influencing both an increase ($n = 17$) and decrease ($n = 17$) in trapping effort. The preseason advertised fur prices ($n = 8$) and previous season’s fur prices ($n = 8$) negatively influenced trapper effort, while other trappers reportedly caused trappers to increase ($n = 7$) and decrease ($n = 4$) effort. Fuel prices also caused trappers to increase ($n = 6$) and decrease ($n = 9$) their effort. Regulatory changes caused trappers to increase ($n = 4$) and decrease ($n = 3$) their effort.

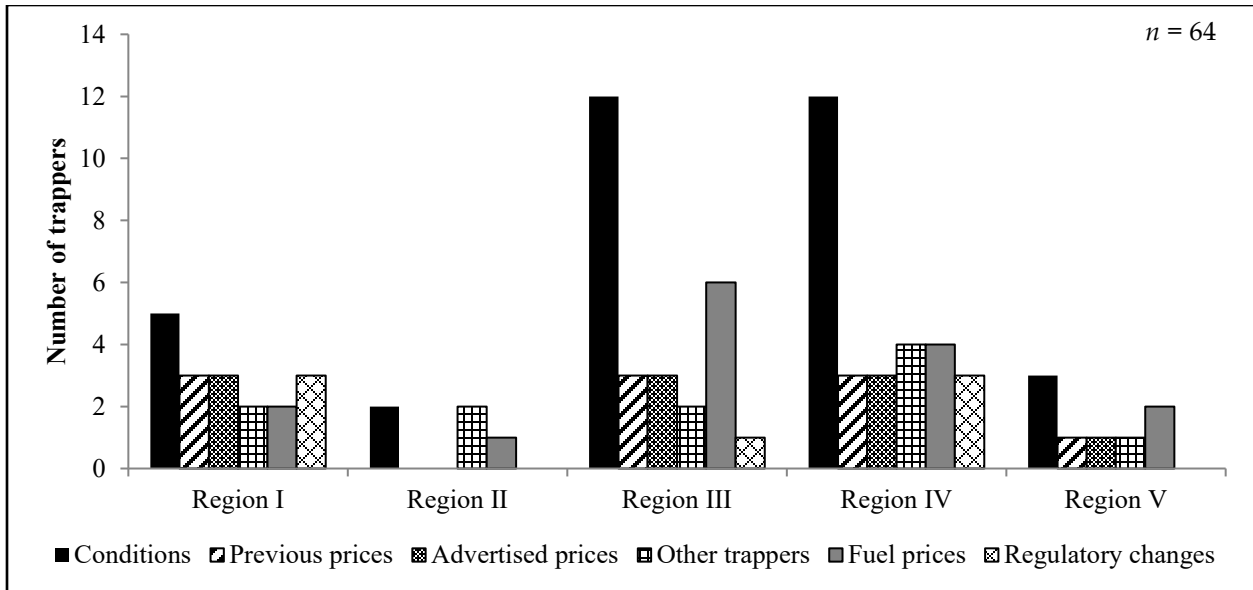


Figure 9. Factors affecting trapping effort by region during the regulatory year 2021 season, Alaska.

TARGET SPECIES AND FUR DISPOSITION

Target Species

Table 3 below shows how each species ranked in order of importance by region, with 1 being most important and 14 being least important. Rank was calculated by totaling the number of trappers who ranked that species as 1 of the 3 most important species they were trying to catch.

Lynx was the most important species across Alaska. Lynx ranked as the most important species in Regions II through IV. Lynx was the third most important in Region V and not ranked in Region I. Statewide, marten ranked as the second most important species, and beaver came in as the third most important species.



Photo by Christopher Tobias

Table 3. Species ranked by importance at both statewide and regional levels, Alaska, regulatory year 2021.

Species	Statewide	Region I	Region II	Region III	Region IV	Region V
Lynx	1	—	1	1	1	3
Marten	2	1	2	2	2	—
Beaver	3	2	3	7	3	1
Wolf	4	3	3	3	6	—
Wolverine	5	7	3	4	6	3
Coyote	5	6	3	5	4	—
River otter	7	3	3	—	6	1
Red fox	8	—	8	5	4	5
Mink	9	3	—	—	10	5
Ermine	9	—	8	7	6	—
Muskrat	11	—	8	7	10	—
Arctic fox	12	7	—	—	—	—
Red squirrel	12	—	—	7	—	—
Fisher	—	—	—	—	—	—

Note: Rank = 1–14; with 1 being most important and 14 least important. Repeats of rank indicate that one or more species tied for that rank. En dash indicates no trapper ranked the species as one of the most important.

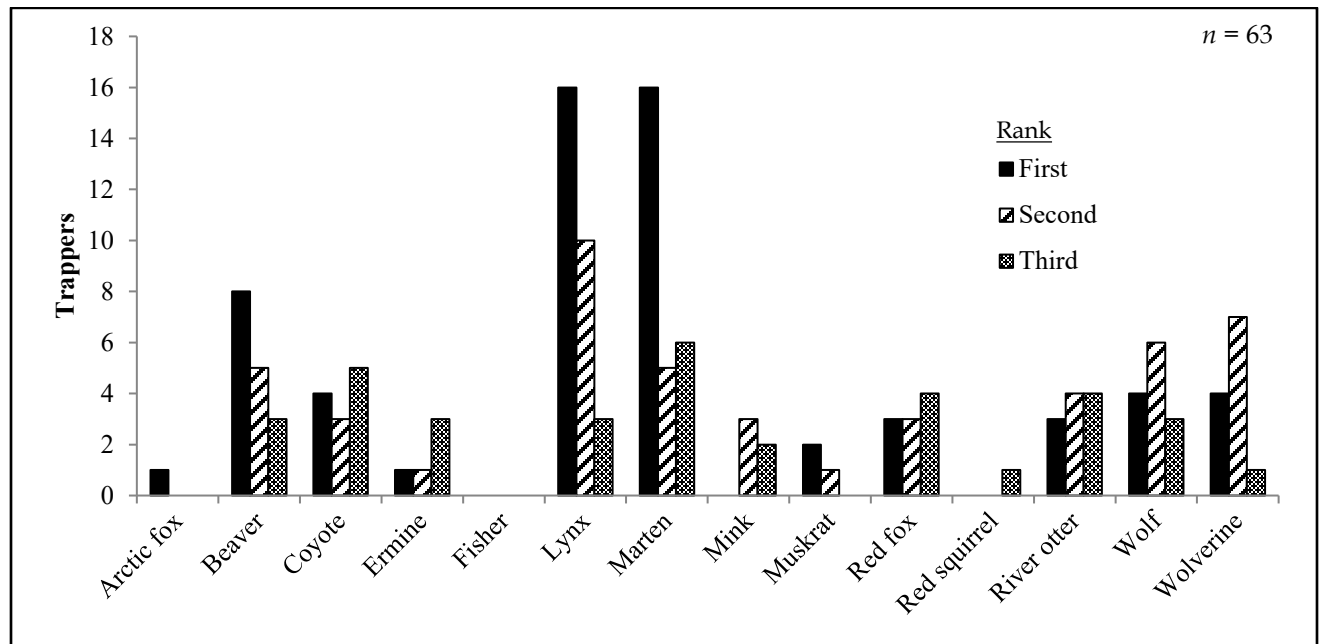


Figure 10. The number of trappers statewide ranking each species as the first, second, or third most important species they targeted during the RY21 season in Alaska.

Presence of Ectoparasites

Trappers who trapped during the RY21 season indicated that ectoparasites, including fleas, ticks, lice, and other species were mostly not present or scarce across all furs harvested (Table 4).

“Other” ectoparasites noted on furbearers included worm larvae on a beaver in Region IV.

Regionwide ectoparasite abundance was determined by reassigning a numerical value to each category (not present = 0, scarce = 1, common = 2, abundant = 3) and averaging the sum of each region. An arbitrary range of values was created to classify the average opinions of trappers regarding ectoparasite abundance in an area: values of 0 indicated ectoparasites were not present, values >0 and <1.67 indicated scarce ectoparasite abundance, values of 1.67 – 2.33 indicated common ectoparasite abundance, and values >2.33 indicated abundant ectoparasite abundance. Fields with an en dash (–) indicate that no responses were received.



Photo by Drew Hamilton

Table 4. Presence of ectoparasites found on Alaska furbearers by species and region, regulatory year 2021.

Region	Ectoparasite ^a	Species													
		Arctic fox	Beaver	Coyote	Ermine	Fisher	Lynx	Marten	Mink	Muskrat	Red Fox	Red squirrel	River otter	Wolf	Wolverine
I <i>n</i> = 4	F	NP	S	NP	A	-	-	C	S	-	-	-	S	NP	-
	L	S	S	NP	A	-	-	S	NP	-	-	-	NP	NP	-
	T	S	S	NP	A	-	-	NP	NP	-	-	-	NP	NP	-
	O	S	NP	NP	A	-	-	NP	NP	-	-	-	NP	NP	-
II <i>n</i> = 4	F	-	NP	NP	NP	-	A	S	NP	-	-	-	NP	-	NP
	L	-	NP	NP	NP	-	-	NP	NP	-	-	-	NP	-	NP
	T	-	NP	NP	NP	-	-	NP	NP	-	-	-	NP	-	NP
	O	-	NP	NP	NP	-	-	NP	NP	-	-	-	NP	-	NP
III <i>n</i> = 6	F	-	-	S	S	-	A	S	-	-	S	S	-	-	S
	L	-	-	NP	NP	-	NP	NP	-	-	NP	NP	-	-	NP
	T	-	-	NP	NP	-	NP	NP	-	-	NP	NP	-	-	NP
	O	-	-	NP	NP	-	NP	-	-	-	NP	NP	-	-	NP
IV <i>n</i> = 8	F	NP	S	S	S	-	S	S	NP	NP	S	NP	NP	-	NP
	L	-	NP	NP	S	-	S	S	S	NP	NP	NP	NP	-	NP
	T	-	NP	NP	S	-	NP	NP	NP	NP	NP	NP	NP	-	NP
	O	-	S	NP	NP	-	NP	NP	NP	NP	NP	NP	NP	-	-
V <i>n</i> = 3	F	-	S	-	-	-	S	S	-	-	NP	-	NP	-	NP
	L	-	S	-	-	-	NP	-	-	-	NP	-	NP	-	NP
	T	-	S	-	-	-	NP	-	-	-	NP	-	NP	-	NP
	O	-	NP	-	-	-	-	-	-	-	-	-	NP	-	NP

Note: Fields with an en dash (-) indicate that no responses were received. Trapper responses in this table are abbreviated as follows: S = Scarce, NP = Not present, C = Common, and A = Abundant.

^a Ectoparasites are abbreviated as follows: F = fleas; L = lice; T = ticks; O = other.

Harvest Methods

USE OF PREDATOR CALLS

Statewide, only 7 trappers used any type of predator call; of those trappers, 71% ($n = 5$) used only electronic predator calls, 29% ($n = 2$) used only manual (mouth) predator calls, and 0% ($n = 0$) used both electronic and manual predator calls (Fig. 11).

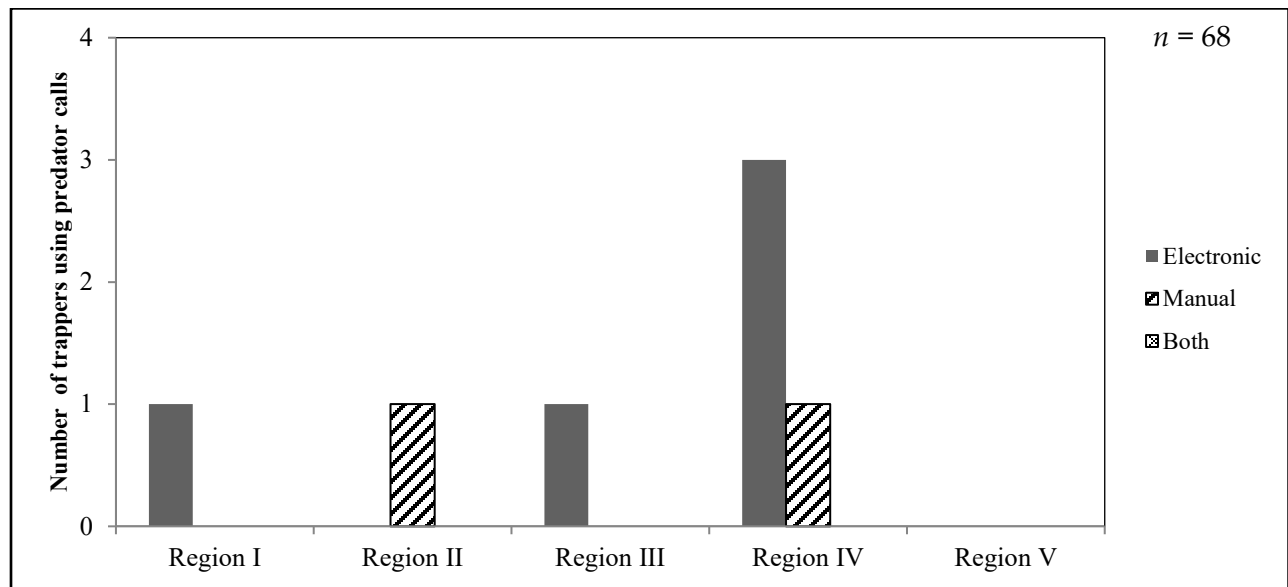


Figure 11. Use of predator calls by region during regulatory year 2021, Alaska.

TRAPPING TECHNIQUES AND SUCCESS

Trappers responding to the 2021 questionnaire were asked to provide the number of pelts they took using each trapping technique (i.e., shot, snared, foothold, conibear, or other). Summaries of the number of pelts taken using each technique for each species harvested are provided in Figures 12–24.

ARCTIC FOX

Region I
No harvest reported

Region II
No harvest

Region III
No harvest reported

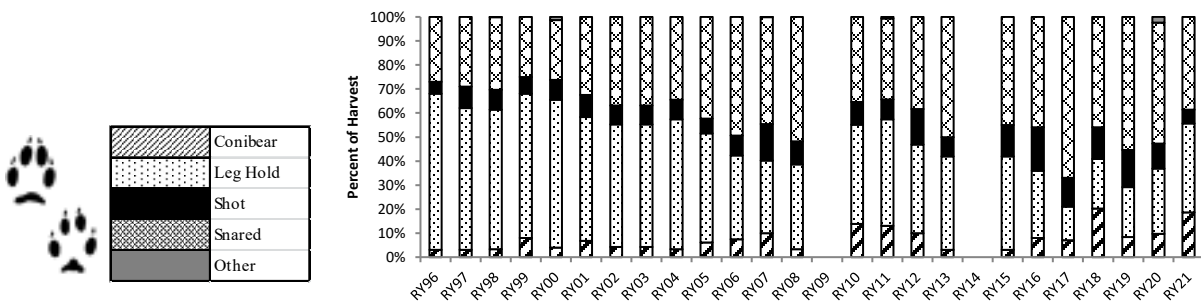
Region IV
n = 3

Conibear
100%

Region V
n = 4

Conibear
100%

Statewide Trends in all Fox Harvest Methods

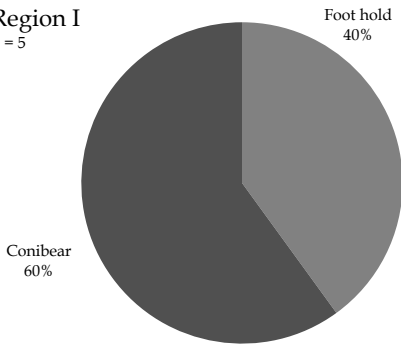


Note: Statewide trends include combined red fox and Arctic fox harvest methods.

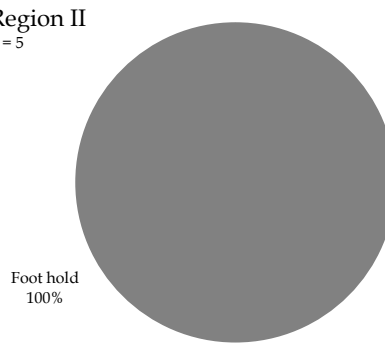
Figure 12. Methods trappers used to harvest Arctic fox in Alaska during regulatory year (RY) 2021.

BEAVER

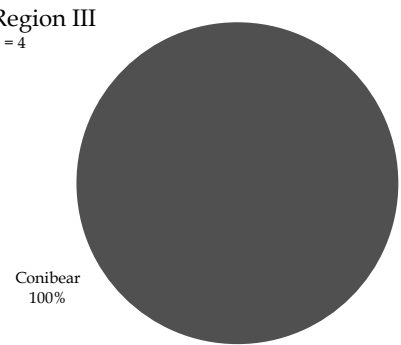
Region I
n = 5



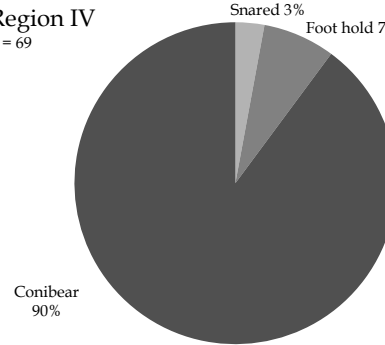
Region II
n = 5



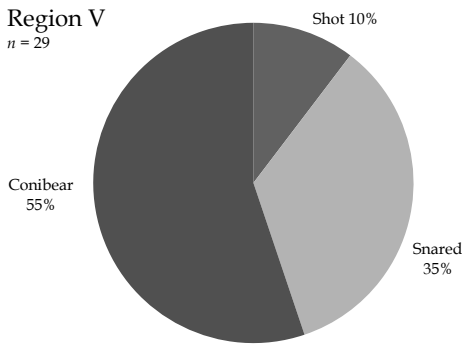
Region III
n = 4



Region IV
n = 69



Region V
n = 29



Statewide Trends in Harvest Methods

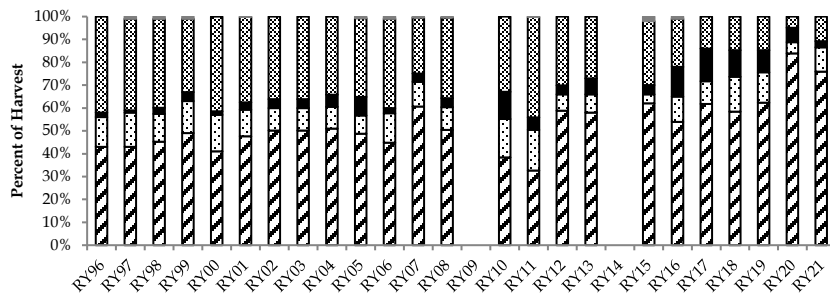
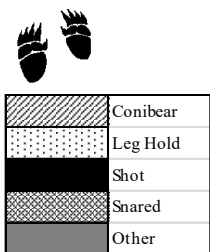
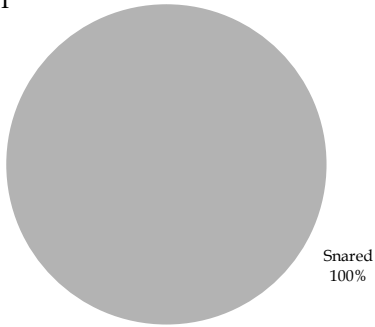


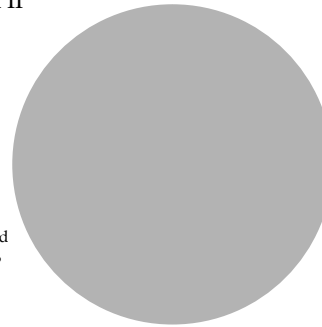
Figure 13. Methods trappers used to harvest beaver in Alaska during regulatory year (RY) 2021.

COYOTE

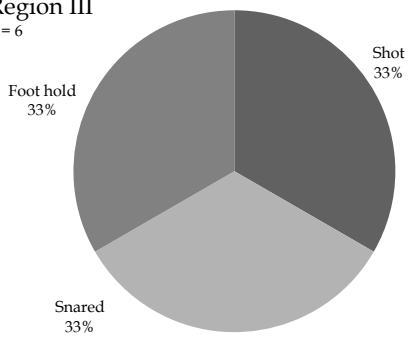
Region I
n = 2



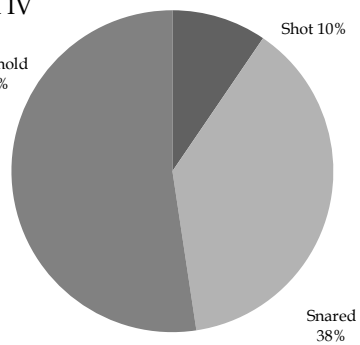
Region II
n = 7



Region III
n = 6



Region IV
n = 21



Region V
No harvest reported

Statewide Trends in Harvest Methods

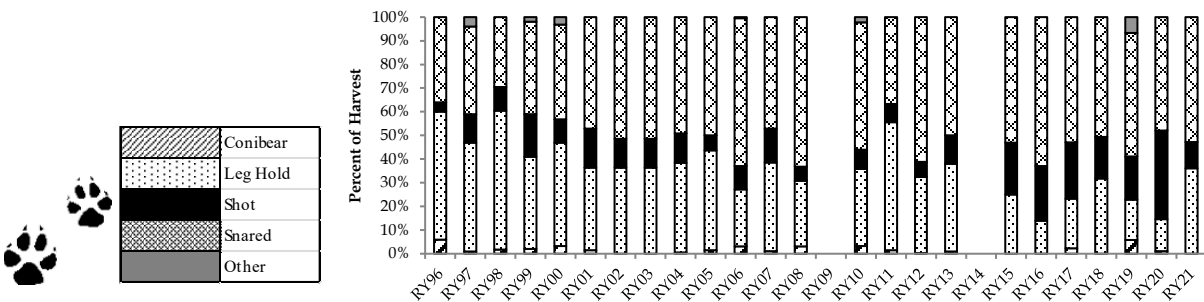



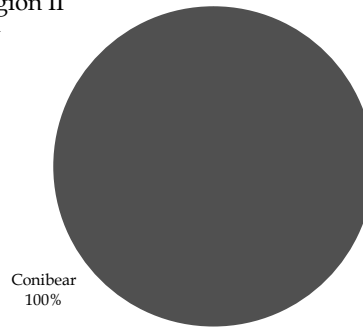
Figure 14. Methods trappers used to harvest coyote in Alaska during regulatory year (RY) 2021.

ERMINE

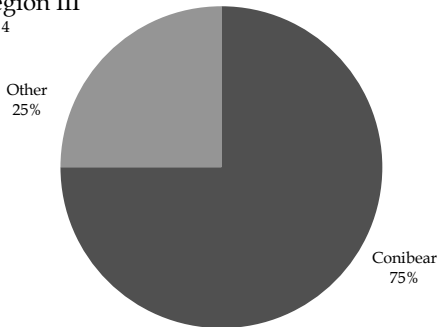
Region I
n = 2



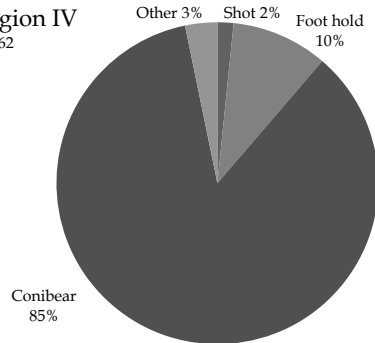
Region II
n = 1



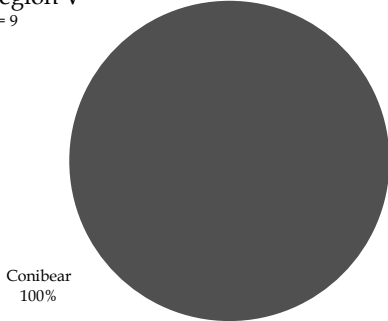
Region III
n = 4



Region IV
n = 62



Region V
n = 9



Statewide Trends in Harvest Methods

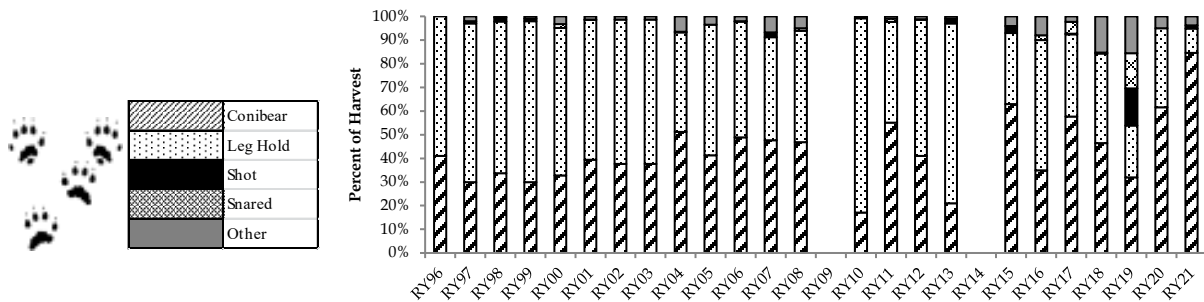


Figure 15. Methods trappers used to harvest ermine in Alaska during regulatory year (RY) 2021.

FISHER

Region I-V
Harvest not reported




Photo by ADF&G

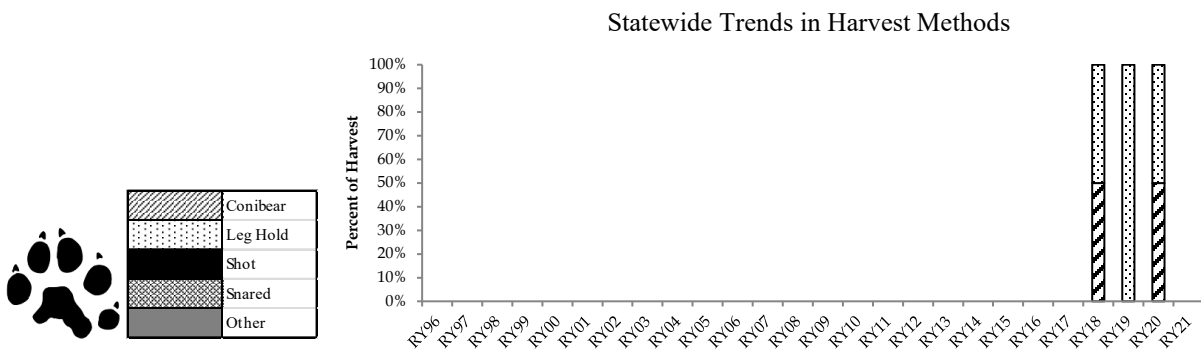



Figure 16. Methods trappers used to harvest fisher in Alaska during regulatory year (RY) 2021.

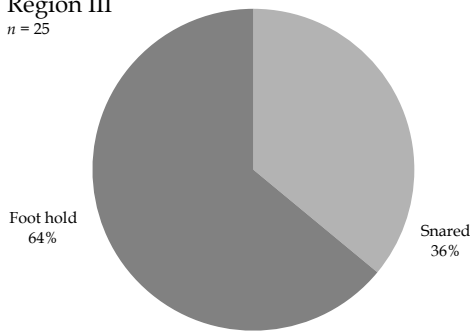
LYNX

Region I
No harvest reported

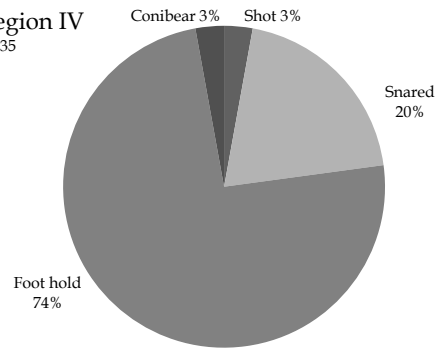
Region II
n = 7



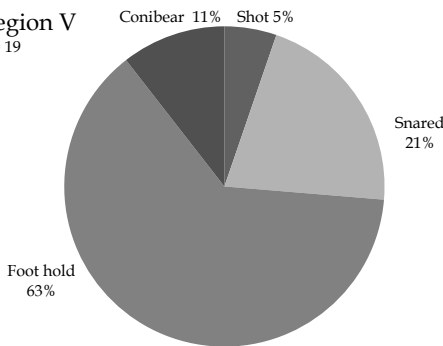
Region III
n = 25



Region IV
n = 35



Region V
n = 19



Statewide Trends in Harvest Methods

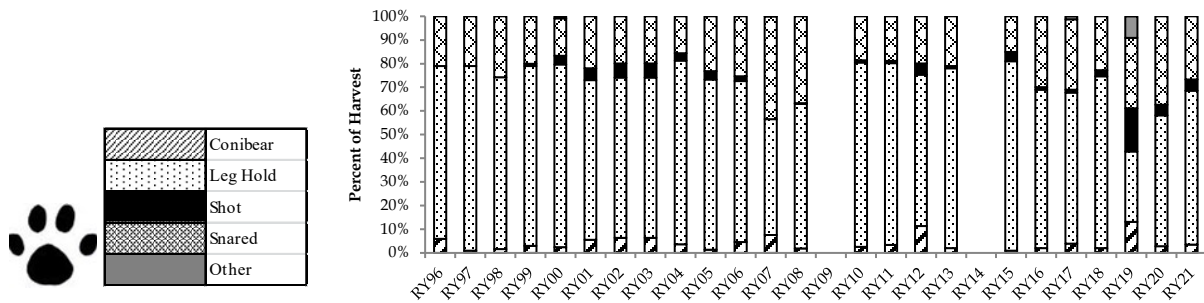
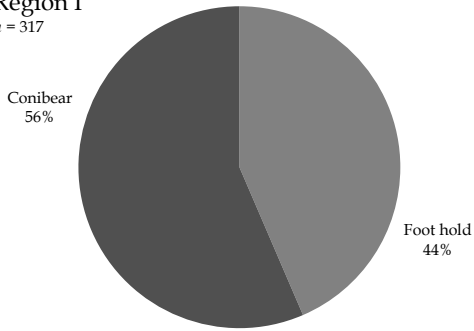



Figure 17. Methods trappers used to harvest lynx in Alaska during regulatory year (RY) 2021.

MARTEN

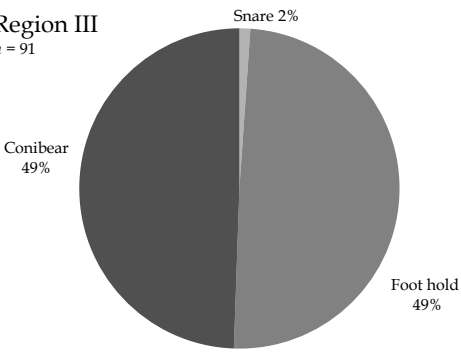
Region I
n = 317



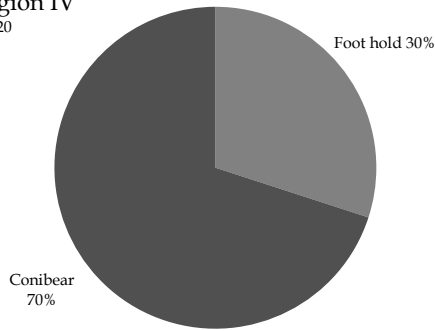
Region II
n = 17



Region III
n = 91



Region IV
n = 20



Region V
No harvest reported

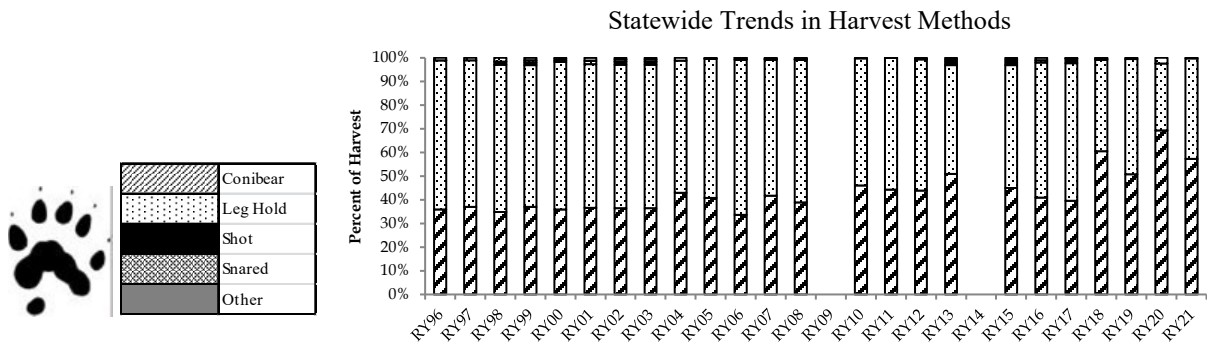
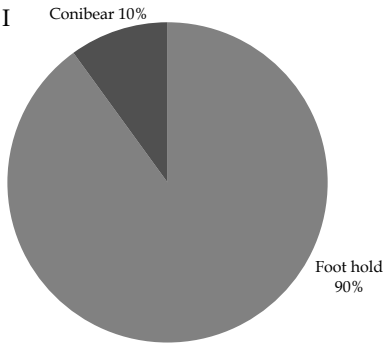


Figure 18. Methods trappers used to harvest marten in Alaska during regulatory year (RY) 2021.

MINK

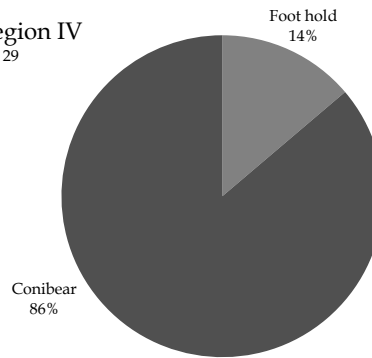
Region I
n = 10



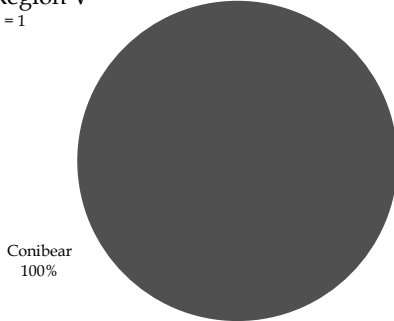
Region II
No harvest reported

Region III
No harvest reported

Region IV
n = 29



Region V
n = 1



Statewide Trends in Harvest Methods

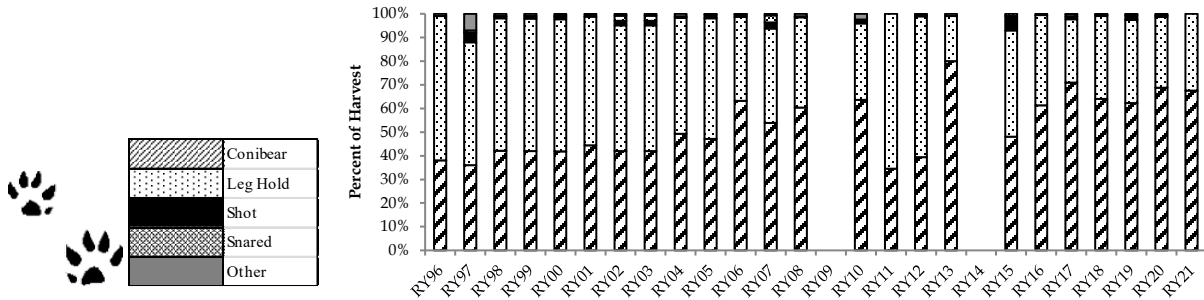
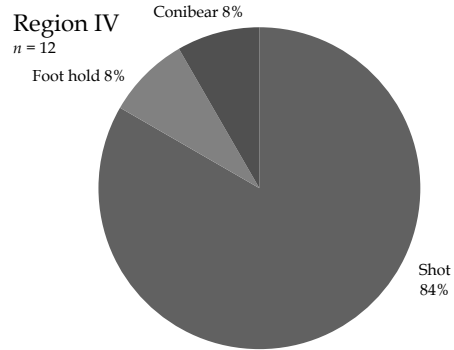
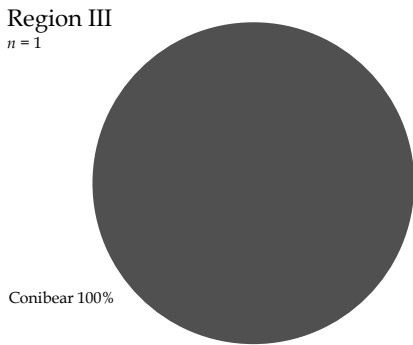
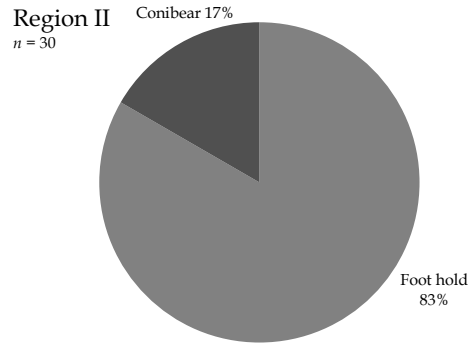


Figure 19. Methods trappers used to harvest mink in Alaska during regulatory year (RY) 2021.

MUSKRAT

Region I
No harvest reported.



Region V
No harvest reported

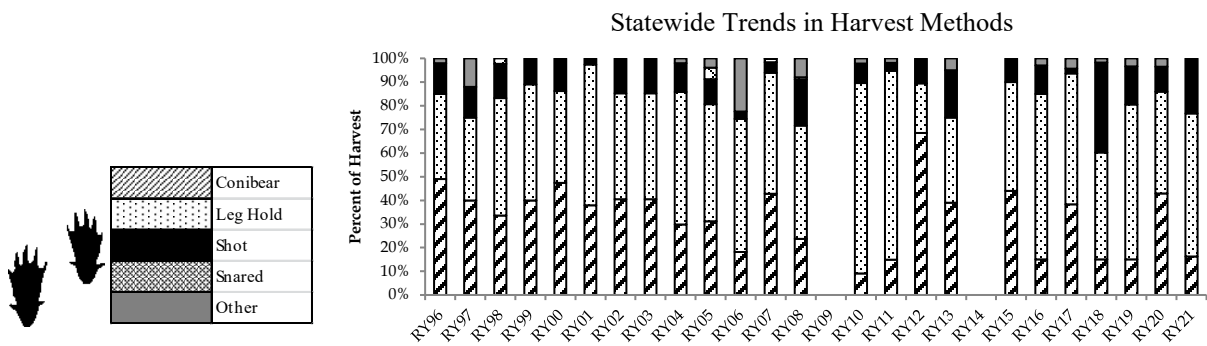
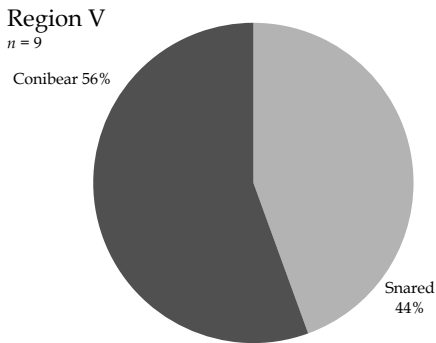
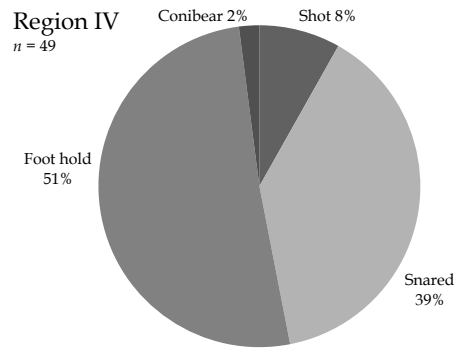
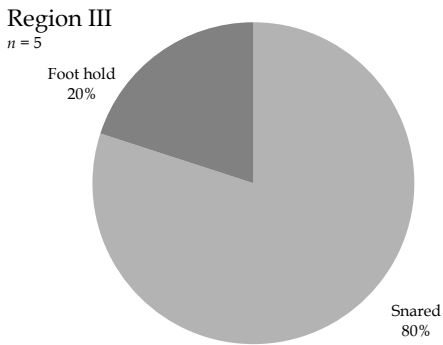


Figure 20. Methods trappers used to harvest muskrat in Alaska during regulatory year (RY) 2021.

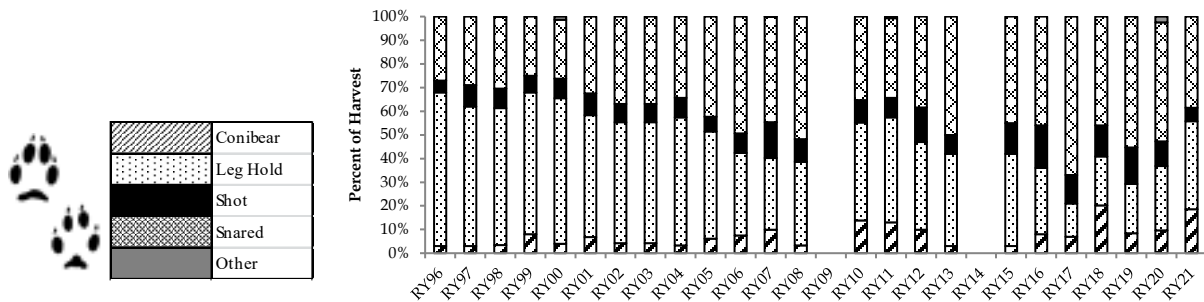
RED FOX

Region I
No harvest reported

Region II
No harvest reported



Statewide Trends in all Fox Harvest Methods




Note: Statewide trends include combined red fox and Arctic fox harvest methods.

Figure 21. Methods trappers used to harvest red fox in Alaska during regulatory year (RY) 2021.

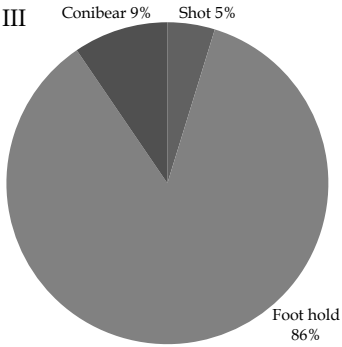
RED SQUIRREL

Region I
n = 8

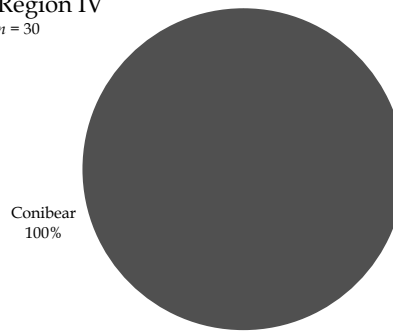


Region II
No harvest reported

Region III
n = 21



Region IV
n = 30



Region V
No harvest reported

Statewide Trends in Harvest Methods

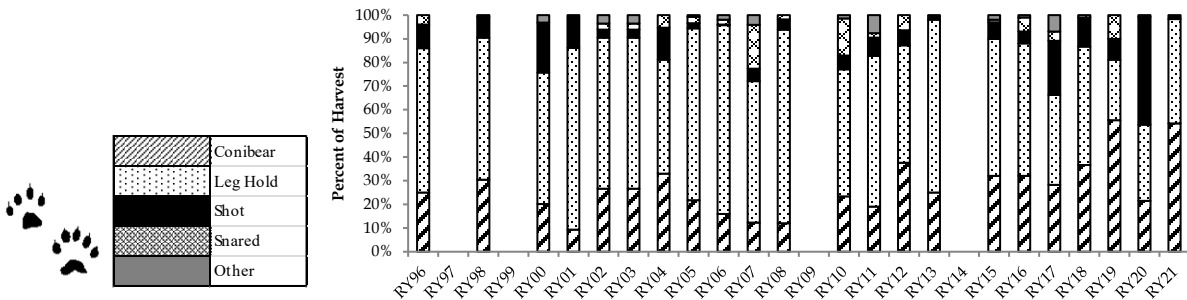
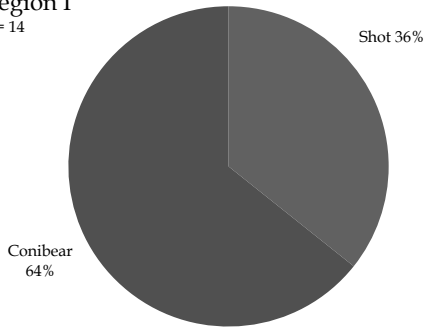


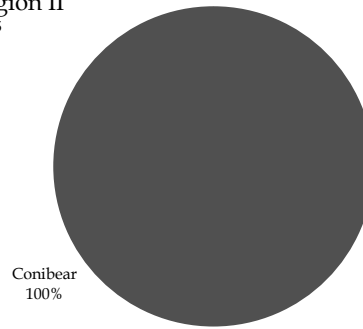
Figure 22. Methods trappers used to harvest red squirrel in Alaska during regulatory year (RY) 2021.

RIVER OTTER

Region I
n = 14

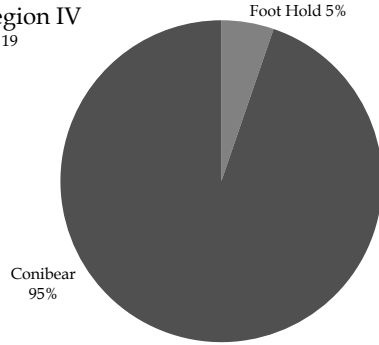


Region II
n = 5

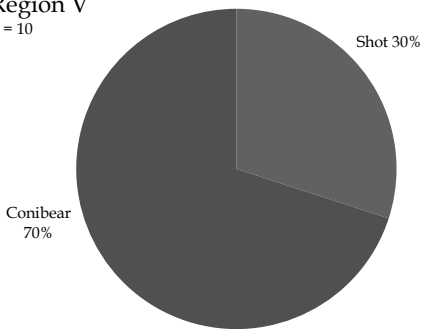


Region III
No harvest reported

Region IV
n = 19



Region V
n = 10



Statewide Trends in Harvest Methods

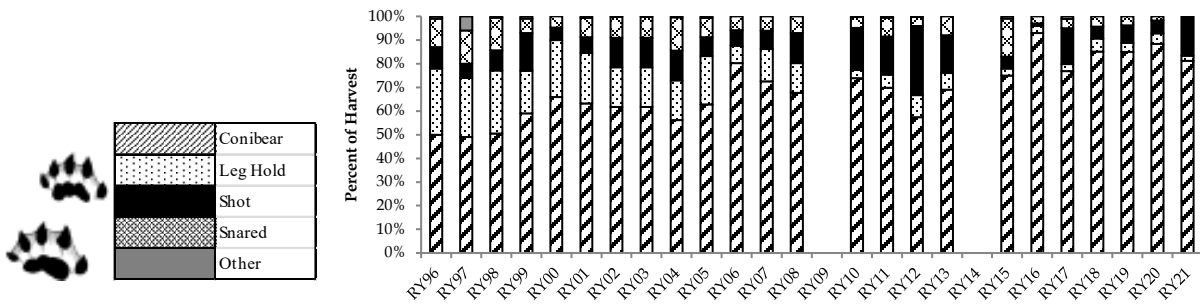



Figure 23. Methods trappers used to harvest river otter in Alaska during regulatory year (RY) 2021.

WOLF

Region I
n = 10


Foot hold
100%



Region II
No harvest reported


Region III
n = 3

Foot hold
100%




Region IV
n = 1

Shot
100%



Region V
n = 1

Shot
100%



Statewide Trends in Harvest Methods

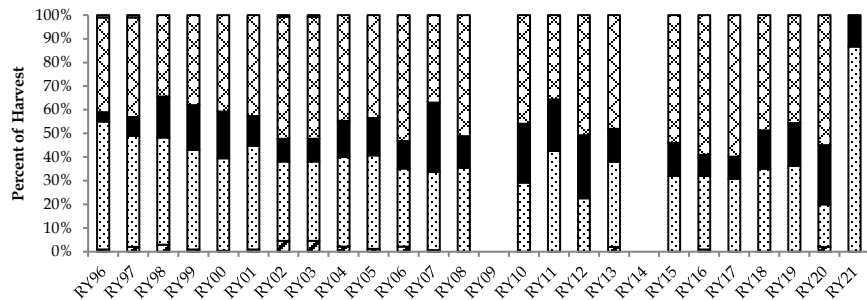
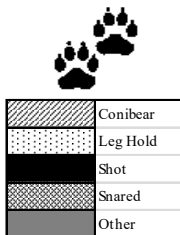
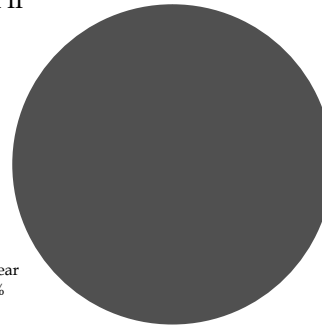


Figure 24. Methods trappers used to harvest wolf in Alaska during regulatory year (RY) 2021.

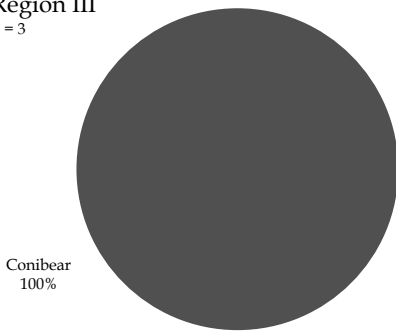
WOLVERINE

Region I
No harvest reported

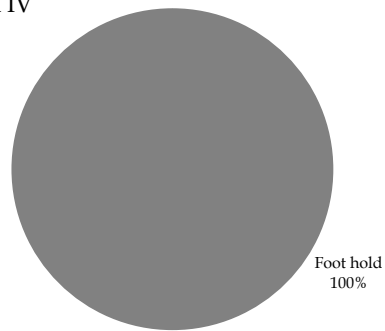
Region II
n=3



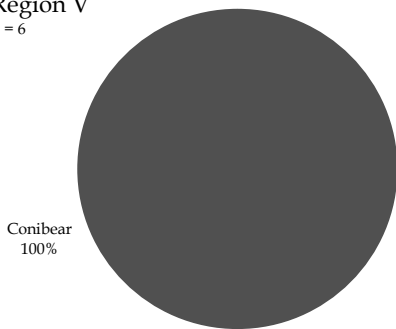
Region III
n = 3



Region IV
n = 2



Region V
n = 6



Statewide Trends in Harvest Methods

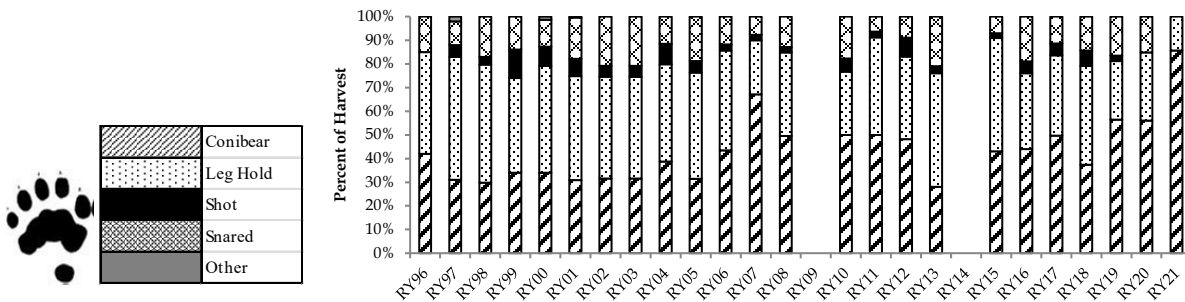


Figure 25. Methods trappers used to harvest wolverine in Alaska during regulatory year (RY) 2021.

Species Relative Abundance and Population Trends

The species relative abundance index is based on work done with snowshoe hares in Alberta, Canada by Christopher Brand and Lloyd Keith (1979¹). They compared the responses to a trapper questionnaire with their estimates of hare densities based on their own fieldwork and found there was a good relationship between these 2 measures. They developed an index for the responses received from trappers on the questionnaire. A numerical value was assigned to each of 3 responses where 1 = scarce, 2 = common, and 3 = abundant. The value of the abundance index was derived from a mathematical equation that expressed the cumulative response value of trappers in a given region as a percentage of the range of possible values:

$$I = \left[\left(\sum_{i=1}^n (R_i) - n \right) / 2n \right] \times 100$$

Where I = abundance index

R = numerical value (1 = scarce, 2 = common, 3 = abundant)

n = number of trappers reporting

The abundance index (I) ranged from 0% to 100%. Index values of 0–19% indicated animals were scarce, 20–50% indicated animals were common, and values greater than 50% indicated animals were abundant. In the following tables, we converted the index values to the appropriate category: scarce, common, or abundant.

Division of Wildlife Conservation biologists do not know if the same ranges of percentages are appropriate for animals in Alaska, as they were established for snowshoe hares in Alberta. However, this index does provide a way to compare trappers' interpretations of species abundance in a given area over time in general and is helpful in conjunction with other abundance indicators and sources of information.

The numerical trend index indicates if trappers felt animals were fewer, the same, or more numerous than they were the previous year. This index is slightly different than the relative abundance index. The trend index was calculated by assigning a 1 if the “fewer” box was checked, 2 for the “same,” and 3 for “more” animals. The average was then calculated for all trappers in an area. Since we do not have an independent measure of trend to compare the index values to as we did for relative abundance, it is necessary to select arbitrary ranges of values to classify the average opinion of trappers in an area. For purposes of this report, an average trend value of <1.67 represents fewer (–), a value >2.33 represents more (+), and intermediate values represent no change (n/c) in trend.

¹ Brand, C. J., and L. B. Keith. 1979. Lynx demography during a snowshoe hare decline in Alberta. *The Journal of Wildlife Management* 43(4):827–849.

Due to the relatively small sample size in RY21, we presented species relative abundance and trend at a regionwide level rather than the game management unit (GMU) level.



Photo by Jesse Ross

Table 5. Regionwide relative abundance and trend of furbearer populations, Alaska, regulatory year 2021.

Species	Region I		Region II		Region III		Region IV		Region V	
	Relative abundance <i>n</i> = 9	Trend <i>n</i> = 7	Relative abundance <i>n</i> = 8	Trend <i>n</i> = 6	Relative abundance <i>n</i> = 13	Trend <i>n</i> = 10	Relative abundance <i>n</i> = 17	Trend <i>n</i> = 14	Relative abundance <i>n</i> = 4	Trend <i>n</i> = 4
<i>Furbearers:</i>										
Arctic fox	not present	-	not present	--	not present	n/c	not present	--	scarce	--
Beaver	scarce	n/c	scarce	n/c	scarce	n/c	scarce	-	abundant	n/c
Coyote	scarce	+	scarce	-	common	n/c	scarce	n/c	scarce	n/c
Ermine	scarce	n/c	scarce	-	common	n/c	common	n/c	abundant	n/c
Fisher	not present	n/c	not present	--	scarce	n/c	scarce	n/c	not present	--
Lynx	scarce	-	scarce	n/c	common	-	scarce	n/c	abundant	n/c
Marten	common	-	scarce	-	scarce	n/c	scarce	n/c	not present	--
Mink	scarce	-	scarce	n/c	scarce	n/c	scarce	n/c	abundant	n/c
Muskrat	not present	n/c	scarce	n/c	scarce	n/c	scarce	n/c	not present	--
Red fox	scarce	n/c	scarce	n/c	scarce	n/c	common	n/c	abundant	n/c
Red squirrel	common	-	common	n/c	abundant	n/c	abundant	n/c	not present	--
River otter	common	n/c	scarce	n/c	scarce	n/c	scarce	n/c	common	+
Wolf	scarce	+	scarce	n/c	scarce	n/c	scarce	n/c	abundant	n/c
Wolverine	scarce	n/c	scarce	n/c	scarce	n/c	scarce	n/c	abundant	n/c
<i>Prey:</i>										
Grouse	scarce	n/c	scarce	-	scarce	n/c	common	n/c	not present	--
Hare	scarce	n/c	common	n/c	common	n/c	common	-	abundant	-
Mice/rodents	common	n/c	common	n/c	common	n/c	abundant	n/c	abundant	+
Ptarmigan	scarce	n/c	scarce	n/c	scarce	-	scarce	n/c	abundant	n/c

Note: *n* is the total number of trappers who provided information on abundance or trend; not all trappers provided information on every species.

Abbreviations and symbols in this table represent the following: n/c = no change in trend, + = increase in trend, - = decrease in trend, and -- = no data reported.

Furbearer Harvest Report

Only 4 of the 14 species defined as furbearers are required to be sealed throughout Alaska: lynx, river otter, wolf, and wolverine. Marten, beaver, and fisher are required to be sealed in some units but not statewide. Table 6 shows the number of each species trappers reported harvesting in each unit during the RY21 season. The letter Z indicates that while the unit was understood, the administrative subunit was not specified. There were no reported results for fisher for RY21; therefore, fisher was not included in Table 6.

It would be helpful for ADF&G biologists to know the proportion of the actual total harvest that the questionnaire response numbers represent. For species that require sealing, the number sealed represents our best information about the statewide harvest. Table 7 provides the harvest totals reported on the questionnaire as a percentage of the total number sealed.



Photo by Jim Crystoff

Table 6. Furbearer harvest as reported on the 2021 trapper questionnaire, Alaska.

Region	Unit ^a	<i>n</i>	Arctic fox	Beaver	Coyote	Ermine	Lynx	Marten	Mink	Muskrat	Red fox	Red squirrel	River otter	Wolf	Wolverine
I	1A	1	0	0	0	2	0	22	6	0	0	8	6	3	0
	1B	0	0	0	0	0	0	0	0	0	0	0	0	0	0
	1C	0	0	0	0	0	0	0	0	0	0	0	0	0	0
	1D	2	0	3	2	0	0	2	0	0	0	0	3	0	0
	1Z	1	0	0	0	0	0	0	0	0	0	0	1	0	0
	2Z	5	0	2	0	0	0	28	1	0	0	0	0	7	0
	3Z	1	1	3	5	7	0	0	0	0	0	0	0	0	0
	4Z	6	0	0	0	0	0	265	3	0	0	0	5	0	0
	5A	0	0	0	0	0	0	0	0	0	0	0	0	0	0
I Totals		16	1	8	7	9	0	317	10	0	0	8	15	10	0
II	6B	0	0	0	0	0	0	0	0	0	0	0	0	0	0
	6C	0	0	0	0	0	0	0	0	0	0	0	0	0	0
	6D	0	0	0	0	0	0	0	0	0	0	0	0	0	0
	7Z	6	2	9	13	9	0	17	0	0	0	0	1	0	3
	8Z	1	0	1	0	0	0	0	0	0	5	0	0	0	0
	14C	1	0	9	0	0	0	0	0	0	0	0	1	0	0
	15A	2	0	0	0	0	7	0	0	0	0	0	0	0	0
	15B	0	0	0	0	0	0	0	0	0	0	0	0	0	0
	15C	1	0	0	0	0	0	0	0	0	0	0	1	0	0
	15Z	0	0	0	0	0	0	0	0	0	0	0	0	0	0
II Totals		11	2	19	13	9	7	17	0	0	5	0	3	0	3
III	12Z	0	0	0	0	0	0	0	0	0	0	0	0	0	0
	19A	0	0	0	0	0	0	0	0	0	0	0	0	0	0
	19B	0	0	0	0	0	0	0	0	0	0	0	0	0	0
	19D	0	0	0	0	0	0	0	0	0	0	0	0	0	0
	19Z	0	0	0	0	0	0	0	0	0	0	0	0	0	0
	20A	2	0	0	2	0	1	0	0	0	1	0	0	0	0
	20B	4	0	20	1	6	7	79	0	0	1	17	0	0	2
	20C	0	0	0	0	0	0	0	0	0	0	0	0	0	0
	20D	6	0	0	1	3	16	8	0	0	1	14	0	0	2
	20E	2	0	0	2	0	2	40	0	0	0	0	0	3	1
	20F	0	0	0	0	0	0	0	0	0	0	0	0	0	0
	20Z	2	0	4	0	2	0	4	0	1	2	2	0	0	0
	21B	0	0	0	0	0	0	0	0	0	0	0	0	0	0
	21D	0	0	0	0	0	0	0	0	0	0	0	0	0	0
	21Z	0	0	0	0	0	0	0	0	0	0	0	0	0	0
	24A	0	0	0	0	0	0	0	0	0	0	0	0	0	0
	24B	0	0	0	0	0	0	0	0	0	0	0	0	0	0
	24D	0	0	0	0	0	0	0	0	0	0	0	0	0	0
	24Z	0	0	0	0	0	0	0	0	0	0	0	0	0	0

-continued-

Table 6. Page 2 of 2.

Region	Unit ^a	N	Arctic fox	Beaver	Coyote	Ermine	Lynx	Marten	Mink	Muskrat	Red fox	Red squirrel	River otter	Wolf	Wolverine
III	25A	0	0	0	0	0	0	0	0	0	0	0	0	0	0
	25B	0	0	0	0	0	0	0	0	0	0	0	0	0	0
	25C	0	0	0	0	0	0	0	0	0	0	0	0	0	0
	25D	1	0	0	0	0	5	0	0	0	0	0	0	0	0
	26A	0	0	0	0	0	0	0	0	0	0	0	0	0	0
	26B	0	0	0	0	0	0	0	0	0	0	0	0	0	0
	26Z	0	0	0	0	0	0	0	0	0	0	0	0	0	0
III Totals		17	0	24	6	11	31	131	0	1	5	33	0	3	5
IV	9B	0	0	0	0	0	0	0	0	0	0	0	0	0	0
	9C	0	0	0	0	0	0	0	0	0	0	0	0	0	0
	9D	1	0	0	0	2	0	0	3	0	26	0	0	0	0
	9Z	0	0	0	0	0	0	0	0	0	0	0	0	0	0
	11Z	1	0	6	0	4	3	0	0	0	0	5	0	0	0
	13A	2	0	0	0	2	2	0	0	10	0	0	0	0	0
	13B	0	0	0	0	0	0	0	0	0	0	0	0	0	0
	13C	0	0	0	0	0	0	0	0	0	0	0	0	0	0
	13D	2	0	5	1	2	6	3	1	1	3	0	4	1	0
	13E	0	0	0	0	0	0	0	0	0	0	0	0	0	0
	13Z	2	0	15	3	14	12	1	0	1	0	25	0	0	0
	14A	2	0	0	0	0	1	0	0	5	0	0	3	0	0
	14B	1	0	6	0	2	0	3	2	0	0	0	3	0	0
	14E	0	0	0	0	0	0	0	0	0	0	0	0	0	0
	14Z	4	3	0	2	1	4	3	0	0	1	0	0	0	0
	16A	3	0	2	5	21	0	9	8	0	6	0	0	0	0
	16B	1	0	0	10	15	0	0	12	0	2	0	0	0	0
16Z	0	0	0	0	0	0	0	0	0	0	0	0	0	0	
17A	0	0	0	0	0	0	0	0	0	0	0	0	0	0	
17B	2	0	26	0	0	6	3	2	0	10	0	11	0	2	
17C	1	0	0	0	4	1	1	1	0	1	0	0	0	0	
17Z	0	0	0	0	0	0	0	0	0	0	0	0	0	0	
IV Totals		22	3	60	21	67	35	23	29	17	49	30	21	1	2
V	18Z	3	0	23	0	0	0	0	0	0	0	0	5	0	0
	22A	0	0	0	0	0	0	0	0	0	0	0	0	0	0
	22B	0	0	0	0	0	0	0	0	0	0	0	0	0	0
	22C	2	1	3	0	0	0	0	1	0	0	0	1	0	0
	22D	1	3	0	0	0	0	0	0	0	0	0	0	0	1
	22Z	0	0	0	0	0	0	0	0	0	0	0	0	0	0
	23Z	3	0	3	0	9	9	0	0	0	5	0	6	1	5
V Totals		9	4	29	0	9	9	0	1	0	5	0	12	1	6
Unknown		2	0	0	0	0	10	0	0	25	4	0	0	0	0
Statewide		77	10	140	47	10	92	488	40	43	68	71	51	15	16

^a The letter Z indicates that while the unit was indicated on the survey, the administrative subunit was not specified.

Table 7. Trapper questionnaire reported harvest as a percent of total number sealed, by species and region where sealing was required, regulatory year (RY) 2021, Alaska.

Region	Beaver	Fisher	Lynx	Marten	River otter	Wolf	Wolverine
I	8	0	0	3	10	6	0
II	15	–	5	12	2	0	13
III	56	–	1	100	0	1	2
IV	26	–	1	5	18	1	2
V	–	–	5	–	50	3	8
Statewide	28	–	8	37	11	2	3

Note: En dash indicates there was no sealed harvest.

Furbearer Sealing Records Summary

Sealing refers to the placement of an official marker or locking tag (seal) by an authorized department representative on an animal hide and/or skull. The sealing process may also involve recording biological information about the animal and the conditions under which it was taken, taking measurements, and collecting biological samples. Lynx, river otter, wolf, and wolverine are required to be sealed statewide. Marten, beaver, and fisher are required to be sealed only in certain units. The harvest totals reported below are based on fur sealing records (Table 8). Numbers reported in Table 8 may differ from previous reports because additional sealing forms have been turned in.



Photo by Kannika Thongfumdean

Table 8. Reported harvest from sealing records, regulatory years (RY) 2016–2021, Alaska.

Species	Region	RY16	RY17	RY18	RY19	RY20	RY21
Beaver ^a	I	223	219	277	226	110	99
	II	149	132	195	157	115	125
	III	3	9	4	8	6	44
	IV	464	376	360	391	341	229
	V	2	0	0	0	3	0
	Total	841	736	836	782	575	497
Fisher ^b	I	0	5	5	1	3	2
	II	0	0	0	0	0	0
	III	0	0	0	0	0	0
	IV	0	0	0	0	0	0
	V	0	0	0	0	0	0
	Total	0	5	5	1	3	2
Lynx	I	3	1	16	25	30	9
	II	9	11	15	15	49	141
	III	1,382	2,384	2,608	1,783	1,496	423
	IV	188	367	647	993	966	411
	V	116	368	84	179	215	187
	Total	1,698	3,131	3,370	2,995	2,756	1,171
Marten ^c	I	2,266	2,914	2,858	1,381	1,761	927
	II	153	123	58	84	215	141
	III	38	0	0	0	0	2
	IV	195	470	209	275	555	259
	V	0	0	0	0	0	0
	Total	2,652	3,507	3,125	1,740	2,531	1,329
River otter	I	294	292	288	237	202	149
	II	222	158	142	146	102	154
	III	61	53	66	64	27	29
	IV	164	183	149	104	171	118
	V	141	271	61	78	68	24
	Total	882	957	706	629	570	474
Wolf	I	167	192	146	311	175	154
	II	46	40	24	34	17	39
	III	538	586	463	507	544	365
	IV	231	255	336	232	254	125
	V	163	137	53	84	93	33
	Total	1,145	1,210	1,022	1,168	1,083	716
Wolverine	I	17	29	27	12	26	22
	II	36	27	31	28	26	23
	III	175	226	247	219	264	214
	IV	148	144	128	99	173	130
	V	129	65	62	106	65	79
	Total	505	491	495	464	554	468

Note: Numbers in this table may differ from previous reports because additional sealing forms have been turned in.

^a Beaver are required to be sealed in game management units (GMU) 1–11, 13–15, and 17.

^b Fisher are required to be sealed in GMUs 1–5.

^c Marten are required to be sealed in GMUs 1–7 and 14–16.

Commercial Transactions Involving Furs

AVERAGE PRICES PAID FOR RAW FURS

Prices published by the major fur auction houses (North American Fur Auction and Fur Harvesters Auction, Inc.) during January–July in each of the previous 5 years (RY17–RY21) were averaged to produce the prices in Table 9. Top prices were also from fur auctions. Unfortunately, 2021 data from the North American Fur Auction is no longer available and was not included RY21 data. Prices for RY21 in Alaska were obtained from the RY21 July, March, and June auction house prices.



Photo from ADF&G files

Table 9. Average fur prices published by the North American Fur Auction (2017–2018) and Fur Harvesters Auction, Inc., for the last 5 regulatory years (RY), 2017–2021.

Species	Average price (U.S. dollars) ^a					Top Price RY21 (U.S. dollars) ^c
	RY17	RY18	RY19	RY20	RY21 ^b	
Arctic fox	33.11	34.10	–	–	51.10	111.00
Beaver	10.83	12.91	13.52	13.21	10.17	77.00
Coyote	57.12	77.18	75.52	50.40	47.70	138.00
Ermine	3.27	2.61	1.30	1.70	2.05	9.70
Fisher	43.84	32.16	–	–	24.87	38.00
Lynx	75.87	79.59	–	43.21	69.04	160.00
Marten	69.47	44.09	–	20.69	30.54	70.00
Mink (wild)	10.76	9.07	–	–	5.69	14.50
Muskrat	3.17	3.73	2.90	2.54	5.07	7.50
Red fox	18.81	14.50	19.90	–	7.87	39.00
Squirrel	0.81	0.53	0.80	0.32	1.72	2.75
River otter	28.68	22.15	–	15.85	–	–
Wolf	144.51	168.54	120.47	111.73	264.50	860.00
Wolverine	255.75	291.95	195.66	239.05	346.56	710.00

Note: En dashes indicate that that data was not available from either the North American Fur Auction or the Fur Harvesters Auction, Inc.

^a Prices are averages from data published by the major fur auction houses (North American Fur Auction and Fur Harvesters Auction, Inc.) during January–July in each regulatory year (RY).

^b Prices for RY21 in Alaska were obtained from the RY21 July, March, and June auction house prices.

^c Top price values are from fur auctions.

MINIMUM ESTIMATED FUR VALUE

Table 10 below summarizes the minimum total estimated value of furs trapped during the 2021–2022 season. Again, due to the lack of data availability from the North American Fur Auction, the data presented below does not accurately portray total values. The minimum total value was \$481,976.01, with wolf and wolverine accounting for more than half of that total. This table is intended to provide an estimate of fur values in Alaska and does not represent fur revenue.

Average fur auction prices were used to calculate fur value. For beaver, fisher, lynx, marten, river otter, wolf, and wolverine we used the number of furs sealed. That means beaver, fisher, and marten values are certainly underestimated because the table includes only animals harvested from the areas in the state where sealing is required. For species that were not sealed, the number of furs is the harvest reported by trappers on the questionnaire.

Table 10. Minimum value of furs harvested in Alaska, regulatory year 2021, by species.

Species	Total number sealed or reported ^a	Average price (U.S. dollars)	Minimum value ^b (U.S. dollars)
Arctic fox	10	51.10	511.00
Beaver	497	10.17	5,054.49
Coyote	47	47.70	2,241.90
Ermine	105	2.05	215.25
Fisher	2	24.87	49.74
Lynx	1,171	69.04	80,845.84
Marten	1,329	30.54	40,587.66
Mink	4	5.69	22.76
Muskrat	43	5.07	218.01
Red fox	68	7.87	535.16
Red squirrel	71	1.72	122.12
River otter	474	–	–
Wolf	716	264.50	189,382.00
Wolverine	468	346.56	162,190.08
Total minimum value			481,976.01

Note: En dashes indicate data not available. This table is intended to provide an estimate of fur values in Alaska and does not represent fur revenue nor does it accurately portray actual total values.

^a For beaver, fisher, lynx, marten, river otter, wolf, and wolverine we used the number of furs sealed only. For species that were not sealed, the number of furs in this column represents the harvest reported by trappers on the questionnaire.

^b Average fur auction prices were used to calculate fur value.

Fur Sealing Requirements

Lynx, river otter, wolf, or wolverine taken anywhere in the state; marten in GMUs 1–7 and 14–16; fisher in GMUs 1–5; and beaver taken in GMUs 1–11, 13–15, and 17 must be sealed by an authorized department representative. If you ship furs from these animals to a buyer or auction house out of state, the furs must be sealed before you ship them.

If there is not an authorized sealer near you, contact the nearest Alaska Department of Fish and Game office. A list of area biologists is provided below. ADF&G staff can help you make arrangements to seal your furs. If you or someone you know wants to become a fur sealer, contact one of the regional fur sealing officers listed below.

There are federal licenses and permits needed to ship within or outside the country. Please check with the U.S. Fish and Wildlife Service if you intend to ship fur out of Alaska to another country, such as Canada. If you intend to ship a wolf, lynx, or river otter skin (raw or tanned) out of the country (for example, from Alaska to a fur dealer in Canada) you must get a federal wildlife export permit—also called a Convention on International Trade in Endangered Species (CITES) permit—a federal import/export license and arrange for inspection of all furs by a federal agent.



Photo by Jesse Ross

Regional ADF&G Fur Sealing Officers

Region I
(GMUs 1–5)

Paul Converse
Alaska Department of Fish and Game
P.O. Box 110024
Juneau, AK 99811-0024
(907) 465-4354

Region II
(GMUs 6, 7, 8, 14C and 15)

Erik Bollerud
Alaska Department of Fish and Game
333 Raspberry Road
Anchorage, AK 99518
(907) 267-2357

Region III
(GMUs 12, 19, 20, 21, 24, 25, and 26B,C)

Jesse Dunshie
Alaska Department of Fish and Game
1300 College Road
Fairbanks, AK 99701
(907) 459-7205

Region IV
(GMUs 9, 10, 11, 13, 16, and 7)

Gerrit Van Diest
Alaska Department of Fish and Game
1800 Glenn Hwy #4
Palmer, AK 99645
(907) 746-6396

Region V
(GMUs 18, 22, 23, and 26A)

Vacant
Alaska Department of Fish and Game
P.O. Box 1148
Nome, AK 99762
(907) 443-2271



Photo from ADF&G files

Area Biologists and Game Management Units

<p>GMU 1(A), 2 Ross Dorendorf (AAB: Tessa Hasbrouck) 2030 Sealevel Drive, Suite 205 KETCHIKAN, AK 99901 Phone: (907) 225-2475 Fax: (907) 225-2771</p>	<p>GMU 1 (B), 3 Frank Robbins (AAB: none) P.O. Box 667 PETERSBURG, AK 99833 Phone: (907) 772-5235 Fax: (907) 772-9336</p>	<p>GMU 4 Steve Bethune (AAB: none) 304 Lake Street Room 103 SITKA, AK 99835-7563 Phone: (907) 747-5449 Fax: (907) 747-6239</p>
<p>GMU 1(C), 1(D), 5 Roy Churchwell (AAB: Carl Koch) P.O. Box 110024 JUNEAU, AK 99811-0024 Phone: (907) 465-4266 Fax: (907) 465-4272</p>	<p>GMU 6 Charlotte Westing (AAB: none) P.O. Box 669 CORDOVA, AK 99574 Phone: (907) 424-3215 Fax: (907) 424-3235</p>	<p>GMU 7, 15 Nick Fowler (AAB: Jason Herreman) 34828 Kalifornsky Beach Rd Ste B SOLDOTNA, AK 99669-8367 Phone: (907) 260-2905 Fax: (907) 262-4709</p>
<p>GMU 8 Nate Svoboda (AAB: Bill Dunker) 211 Mission Road KODIAK, AK 99615 Phone: (907) 486-1880 Fax: (907) 486-1869</p>	<p>GMU 9, 10 Vacant (AAB: Evelyn Lichwa) P.O. Box 37 KING SALMON, AK 99613 Phone: (907) 842-1559 Fax: (907) 246-3309</p>	<p>GMU 11, 13 Heidi Hatcher (AAB: Vacant) P.O. Box 47 GLENNALLEN, AK 99588 Phone: (907) 822-3461 Fax: (907) 822-3811</p>
<p>GMU 12, 20(E) Jeff Gross (AAB: Jeff Wells) P.O. Box 355 TOK, AK 99780-0355 Phone: (907) 883-2971 Fax: (907) 883-2970</p>	<p>GMU 14(A), (B), 16 (A), (B) Tim Peltier (AAB: Chris Brockman) 1800 Glenn Hwy Suite 4 PALMER, AK 99645-6736 Phone: (907) 746-6325 Fax: (907) 746-6305</p>	<p>GMU 14(C) Dave Battle (AAB: Cory Stantorf) 333 Raspberry Road ANCHORAGE, AK 99518-1565 Phone: (907) 267-2185 Fax: (907) 267-2433</p>
<p>GMU 17 John Landsiedel (AAB: Evelyn Lichwa) P.O. Box 1030 DILLINGHAM, AK 99576 Phone: (907) 842-1599 Fax: (907) 842-5937</p>	<p>GMU 18 Patrick Jones (AAB: Keith Oster) P.O. Box 1467 BETHEL, AK 99559 Phone: (907) 543-2979 Fax: (907) 543-2022</p>	<p>GMU 19, 21 (A), (E) Josh Peirce (AAB: Jon Barton) P.O. Box 230 MCGRATH, AK 99627 Phone: (907) 524-3323 Fax: (907) 524-3324</p>
<p>GMU 20(A), (B), (C), (F), 25(C) Tony Hollis (AAB: Mark Nelson) 1300 College Road FAIRBANKS, AK 99701 Phone: (907) 459-7233 Fax: (907) 459-7332</p>	<p>GMU 20(D) Bob Schmidt (AAB: Clint Cooper) P.O. Box 605 DELTA JUNCTION, AK 99737 Phone: (907) 895-4484 Fax: (907) 895-4833</p>	<p>GMU 21(B), (C), (D), 24 Glenn Stout (AAB: Sara Longson) 1300 College Road FAIRBANKS, AK 99701 Phone: (907) 459-7218 Fax: (907) 459-7332</p>
<p>GMU 22 Sara Germain (AAB: Alicia Carson) P.O. Box 1148 NOME, AK 99762 Phone: (907) 443-2271 Fax: (907) 443-5893</p>	<p>GMU 23 Christie Osburn (AAB: Nicole Edmison) P.O. Box 689 KOTZEBUE, AK 99752 Phone: (907) 442-1712 Fax: (907) 442-2420</p>	<p>GMU 25 (A), (B), (D), 26 (B), (C) Jason Caikoski (AAB: Vacant) 1300 College Road FAIRBANKS, AK 99701 Phone: (907) 459-7242 Fax: (907) 459-7332</p>
<p>GMU 26 (A) Carmen Daggett (AAB: none) P.O. Box 1284 BARROW, AK 99723-1284 Phone: (907) 852-3464 Fax: (907) 852-3465</p>	<p>RI Regional Supervisor– Tom Schumacher (907) 465-4359 RI Management Coordinator– Richard Nelson (907) 465-4267</p>	<p>RII Regional Supervisor– Cyndi Wardlow (907) 267-2177 RII Management Coordinator– Jeff Selinger (907) 267-2529</p>
<p>RIII Regional Supervisor– Lincoln Parrett (907) 459-7366 RIII Management Coordinator–Vacant</p>	<p>RIV Regional Supervisor– Gino DeIfrate (907) 861-2123 RIV Management Coordinator– Todd Rinaldi (907) 861-2105</p>	<p>RV Regional Supervisor– Tony Gorn (907) 267-2421 RV Management Coordinator– Phillip Perry (907) 443-8189</p>

Trapper Comments

We are looking for ways to improve the trapper questionnaire; please feel free to provide your suggestions. We are also interested in your ideas for trapping in Alaska. Below are responses trappers provided on the 2021 questionnaire to the following question: “Do you have any other comments or suggestions for ADF&G or the Board of Game on how trapping can be improved in Alaska?” Please note that any information that may have identified someone has been removed.

NO REGION INDICATED

- 🐾 Allow non residents to trap the right of way on tribal lands. Allow non resident trapping permits on native land.
- 🐾 I believe my license is for the 2022 season as I am a non resident or at least that is what I asked for.
- 🐾 I live out of state and had a trappers license to be able to hunt for Lynx. I consider trapping as setting out traps so for me out of state that is harder to be able to have enough time to come to AK to be able to do that on a normal basis. Really enjoyed my experience of hunting for Lynx.
- 🐾 I recently purchased real estate in SE Alaska. I purchased a trapping license with the intent of trapping but fell ill during the season and did not trap. My illness was transitory and I intend to trap next season.
- 🐾 Only trapped 3 days after snow machine wreck.

REGION I

- 🐾 Align the otter and mink season with the current beaver season for unit 4. There is no biological reason for having such a short season for most of unit 4's furbearers. All the furbearers in unit 4 are very prolific and have minimal trapping pressure. There is NO REASON to have such restrictive and short seasons, since this just limits trapping access to rural/subsistence trappers in this region.
- 🐾 Education for trappers and non trappers concerning shared area's of use. More public education that trapping is a sustainable resource and trapping can be a tool for research.
- 🐾 Full length GMU 2 wolf season without ADF&G early closure is needed. 7 harvested wolves in 3 locations in 20 days of trapping means an unheard of high population.
- 🐾 No.
- 🐾 No, but I would have trapped if the State DOT came and plowed Knudson Cove Road in Ketchikan, Alaska this last winter.
- 🐾 Only set traps to capture nuisance culver plugging beavers. Permit & permission from ADFG biologists in Ketchikan. Harvested 2 animals, salvaged furs & meat from both. Gave carcasses to wolf trappers to use as bait.

- 🐾 The need to extend Wolverine season to the 15 of March. This would return 15 days back to the trapper of the total 75 that was taken away from us. Even though 14 days were returned we are still short 61 days of what we had. We lost this around the same time that the hunters [Guides] got 41 days added to their season in the fall.

REGION II

- 🐾 Educate younger "school age" kids on the value and benefit of trapping?
- 🐾 Educational seminars from experienced trappers to teach protocols and ethical trapping practices (reducing conflict with other user groups) would certainly be helpful. For what it's worth, I'm really not a serious trapper; but I do hunt small game/waterfowl 40-50 days a year. I buy a trapping license just for the opportunity to take furbearers as a target of opportunity. Trapping is a difficult activity to get into without a mentor and/or tons of instruction. If the department can partner with experienced trappers to get as much information out there as possible, it would certainly be helpful to those interested in getting started. Thanks!
- 🐾 I am not able to even give an educated guess.
- 🐾 I am not familiar with the trapping world so cannot offer suggestions.
- 🐾 I think they're doing a great job.
- 🐾 Increased education for trappers new and old, education for non-trappers to reduce bad interactions and bad PR for trappers and trapping.
- 🐾 It would be nice to see the trapping seasons open earlier in the fall so the sport would be more accessible to people who don't have means of transportation in the snow. There is plenty of prime fur to be had, especially for coyotes and wolf, in October.
- 🐾 N/A.
- 🐾 N/A.
- 🐾 No.
- 🐾 No comments.
- 🐾 Purchased a trapping license for rabbits snares with our son. Mostly for educational purposes for a short period of time during the winter.
- 🐾 Regs or ethics classes- especially about conibears and where they can be set in relation to roads and trails- to reduce conflicts with the public that might endanger the future of trapping.
- 🐾 Thank you.
- 🐾 While it is always a tragedy to incidentally catch an unintended animal, pets are by far the worst. I have not caught a pet in any of my traps, however I know it happens. Most trappers are likely to follow the laws and the code of ethics when it comes to location and

proximity to dwellings. If we had a way to clarify for pedestrians and trappers that keeping pets on leash or not going where there are active trap lines is the safest way to minimize pet fatality, perhaps there could be less incidents involving pets. Last year at 45 mile on the Richardson Highway a family animal was trapped which cause a large uproar within the community of Valdez. My husband and I trap near there and post signs close to the road for higher visibility, as well as with the traps. Our lines are short due to the terrain but it helps to have postings notifying the public there is an active trap line.

REGION III

- 🐾 I was a newer trapper and had to really reach out to older trappers to gain any info on how to set and make traps effective. It would be neat if there was a year round trapping course with how to properly trap and skin and tan each animal allowed to be trapped.
- 🐾 I'm sincerely grateful for the work that the department does in terms of science, outreach, education, and polling. Thank you for working to conserve our public lands, traditional use practices, and dedication to science.
- 🐾 It is somewhat daunting to start trapping in Alaska near a city like Fairbanks or Anchorage due to the large number of people who trap. It would be useful if there was some centralized way to find out Which drainages are available/not spoken for for a trapline. Otherwise it tends to be trial and error and you end up stepping on other guys toes along the way.
- 🐾 Just a gal glad to be able to get out there and do it even if I only caught one hare!
- 🐾 Keep the furbearer biologist and the survey going! Support the ATA and its affiliates.
- 🐾 No.
- 🐾 No comments.
- 🐾 None.
- 🐾 None at this time.
- 🐾 Not unless you can influence the weather and fur market !
- 🐾 Place a bounty on wolves, the trappers are more likely to go farther an trap a little harder to thin down his packs.
- 🐾 Trapping can be improved by getting new trappers into uncontested areas. So many new trappers are bullied out of areas that older more established trappers believe belong to them. Trapping ethics aside, many of these trappers will claim huge swaths of land and run out anyone that comes in. Even if each of the respective lines are many miles between each other. New trappers don't know where it's okay to trap because of the extreme secrecy of established trappers. I know many trappers, and if you ask them where their line is so you can avoid it, you'll be told a general area encompassing hundreds if not thousands of square miles. We need a way to track trap lines, so new

trappers aren't constantly embattled by the bully trappers. These bullies are the first ones to draw firearms. A trap line registration would solve many problems.

REGION IV

- 🐾 Allow online reporting for species like marten. No need for sealing.
- 🐾 For my first year of trapping, I found out I needed to talk with the refuge before doing so (unit 9D). I therefore decided not trap by any manner and educate myself as a new learner. I did not set traps in any manner. I didn't take a firearm into the field with me. I only walked areas I thought would be good and recorded any game tracks or visual sightings for the next year. Thank you.
- 🐾 Foster multi user trail use that includes trapping, a lot of initiatives are generated to inhibit trapping near trails and trapping can be accomplished without conflict.
- 🐾 I don't know what the answer is but we had an individual trapping in our cabin subdivision. He caught at least one person's dog with 2 footholds. He acknowledged it and lets just say doesn't care what anyone thinks. There was another person's dog caught who ended up selling his cabin and moving out due in part to this and yet a 3rd person whose dog was killed by the parking lot with a conibear. No proof, but all 3 dogs are suspected to have been caught by the same person. He had traps on his property and all around the subdivision and had more than a couple of run ins with our neighbors. He finally agreed we would never find a trap within a mile but nobody obviously trusts him. Per the rules, I don't know that he did anything illegal but these type of altercations don't do anyone any favors. There needs to be clearer written laws, more than just doing it ethically or trapping will continue to be looked at negatively by people that otherwise don't care that this activity is allowed. We have trapped well away from where our neighbors dogs should ever be and have not had any issues but the loose laws that pertain to this cause everyone problems.
- 🐾 I only attempted to trap one nuisance beaver near my house so my responses may not be of much value. As for mice/rodents, just the typical voles and mice getting into my garage.
- 🐾 I realize it's probably not going to happen but I would love to have a spring bear trapping season. Think how many more moose we could save. Mow it over... ??
- 🐾 I still feel poorly educated as to be an ethical trapper. I would like more educational opportunities to learn.
- 🐾 Lots of porcupines this season. Way up from the year before. Just under half of the foxes I caught had quills in them.
- 🐾 No, ADF&G does a great job with management. I want to thank you for all you do and appreciate your work.
- 🐾 None.
- 🐾 Not at this time.

- 🐾 Remove sealing requirements on beaver in Unit 13. Move wolverine season to Feb 28 to match with the ending of lynx season in Unit 13. Remove arbitrary rules on wolf and coyote trapping in Unit 13 “It is against the law to trap a wolf/coyote in October or April or between October 15-November 9 with a steel trap or snare smaller than 3/32”. Best recommendation is to move the trapping seasons for wolf and coyote to November 10 or remove the steel trap portion. Wolf is open August 10 for hunting and coyote has no closed season in Unit 13. This extra language causes too much confusion and seems arbitrary and outdated.
- 🐾 Set some boundaries for people setting up traps. There were many posts of people trapping close to winter trails that people used to walk dogs.

REGION V

- 🐾 Boundaries between trap lines and other trappers. People following my trap line that I cut and are setting very close to me. For miles.
- 🐾 Ensure that trapper’s rights are not being infringed by careless pet owners.
- 🐾 Give trapping or hunting licenses or permits that show our physical address to people that buy or purchase your trapping or hunting licenses or permits.
- 🐾 I feel like the numbers are lower for wolverines, wolves, and lynx.
- 🐾 I think Alaska offers a great opportunity for anyone interested in trapping. No ideas for improvement at the moment.
- 🐾 N/A.
- 🐾 No.
- 🐾 No comment.
- 🐾 State cabin regulations for trapping cabins can be improved for the better.
- 🐾 Thanks.

Author's Note

I cannot thank ADF&G Information Services and our Division of Wildlife Conservation lead webmaster enough for their efforts and assistance in perfecting the online version of the questionnaire, compiling data, and running some of the analyses for this 2021 report.

I would also like to extend my thanks to everyone responding to the questionnaire. I hope we can continue to improve the questionnaire in a way that will lead to an increased response rate and more valuable information to those using this report. For many of the species involved in this report, you are our primary source of knowledge. Your responses are used to determine what is happening with the furbearers to better manage those populations for future generations to enjoy. Please continue to respond to the questionnaire in the future and encourage others to do the same. If you know of anyone wanting to receive future questionnaires, please have them contact me by phone or email (see below).

Lastly, I want to extend a special thanks to the trappers who provided pictures. It's important to document your efforts, especially to help pass along proper techniques to the next generation of trappers in Alaska. I greatly appreciate your willingness to share those experiences with me and other trappers.

Thank you and good luck this season!

Stephanie E. Bogle
ADF&G Trapper Questionnaire Coordinator
P.O. Box 110024
Juneau, AK 99811-0024
(907) 465-4148
dfg.dwc.permits@alaska.gov



Photo by ADF&G

