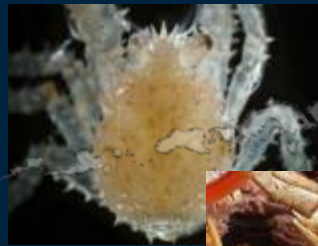
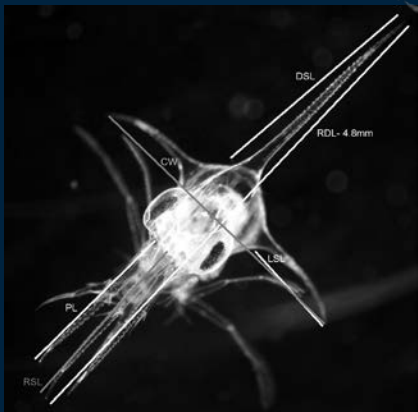




Ocean Acidification and Alaska

Robert Foy, Toby Schwoerer
2019 BOF

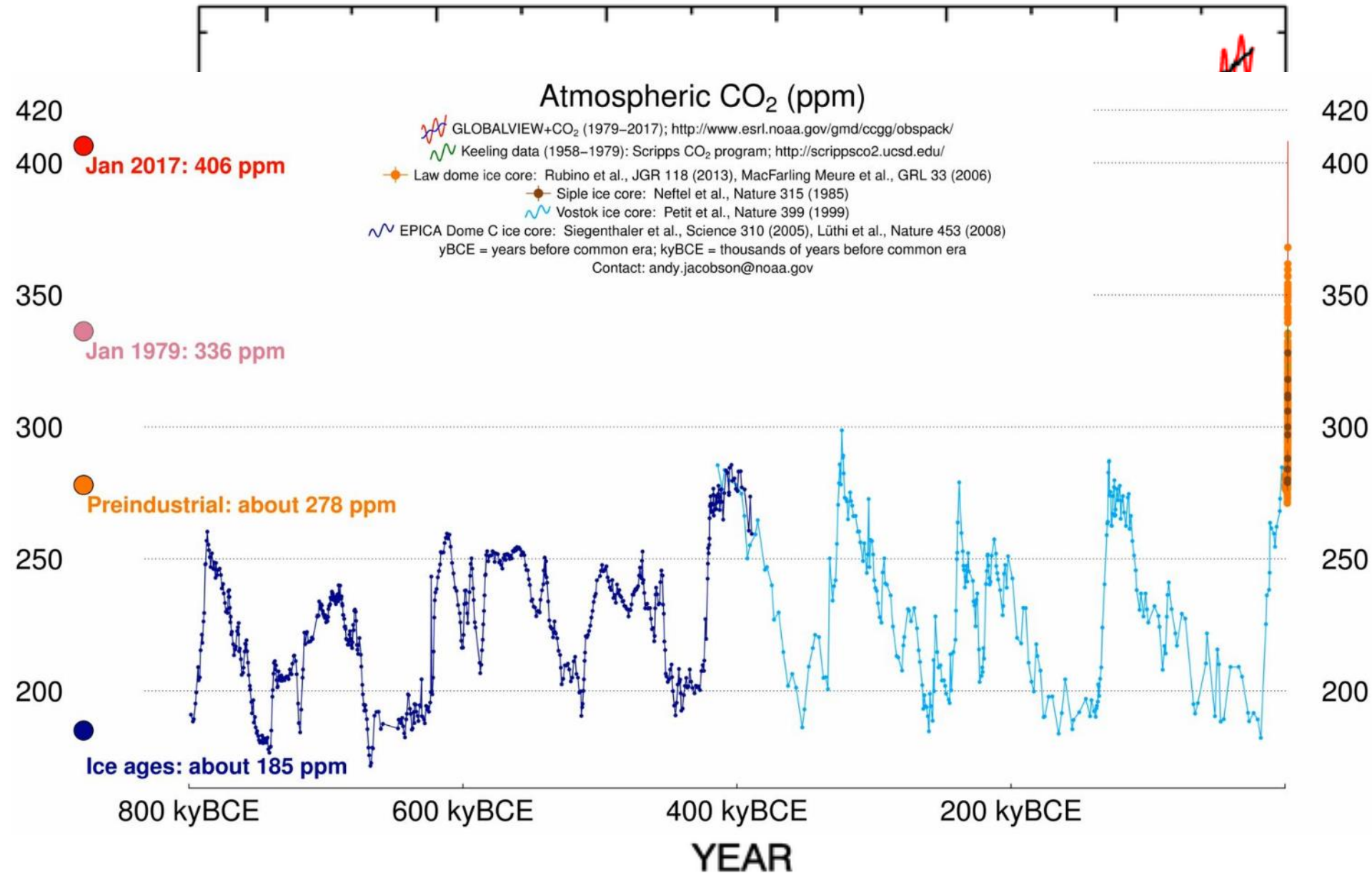


October 23, 2019

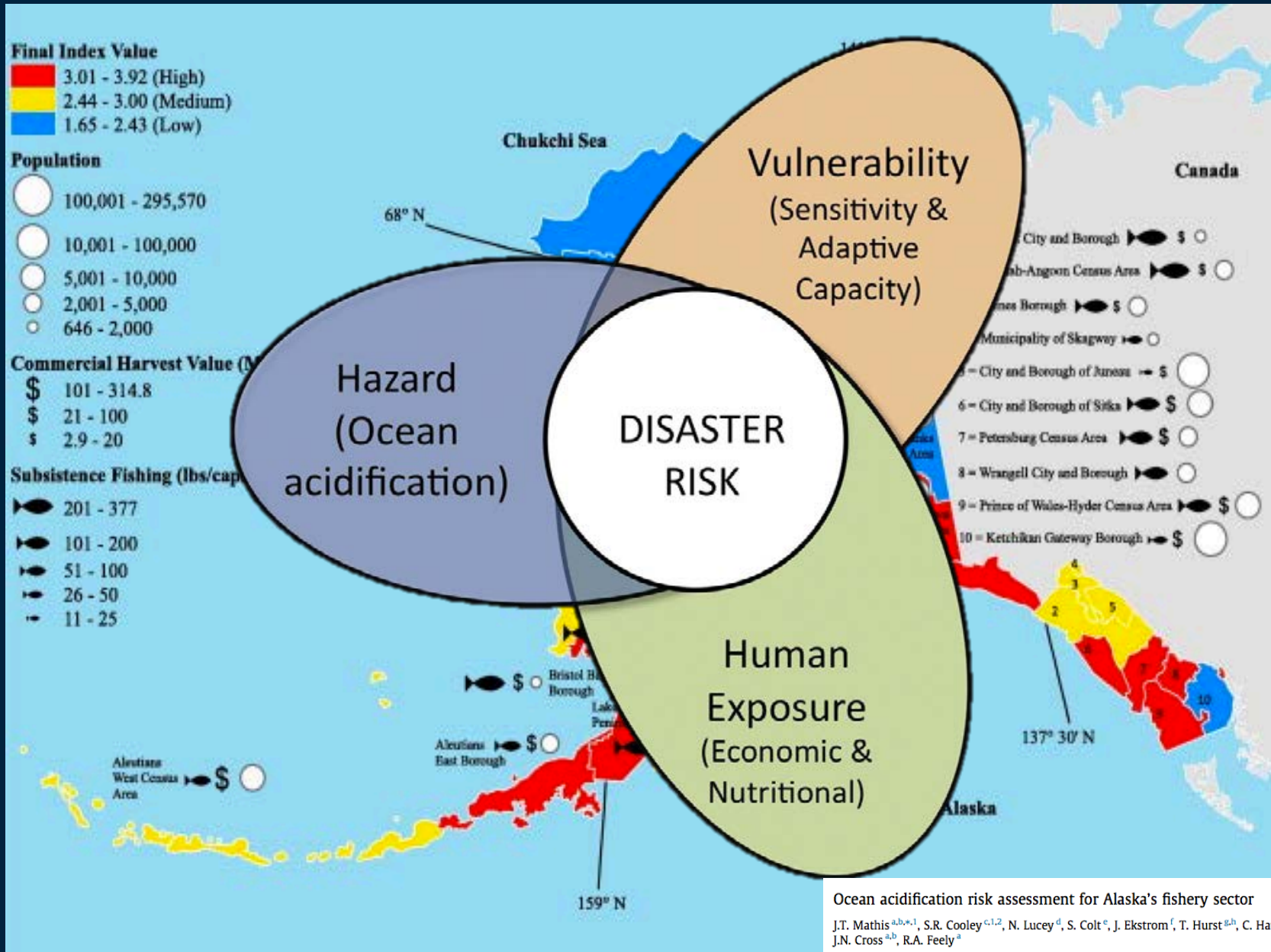
Why are we here?

- Ocean Acidification: what is it and what have we learned?
- Why should the Board of Fish know about ocean acidification?
- Introduction to pink salmon study.

Atmospheric CO₂ at Mauna Loa Observatory



OA Risk Assessment: AK Fishery Sector




Ocean acidification risk assessment for Alaska's fishery sector



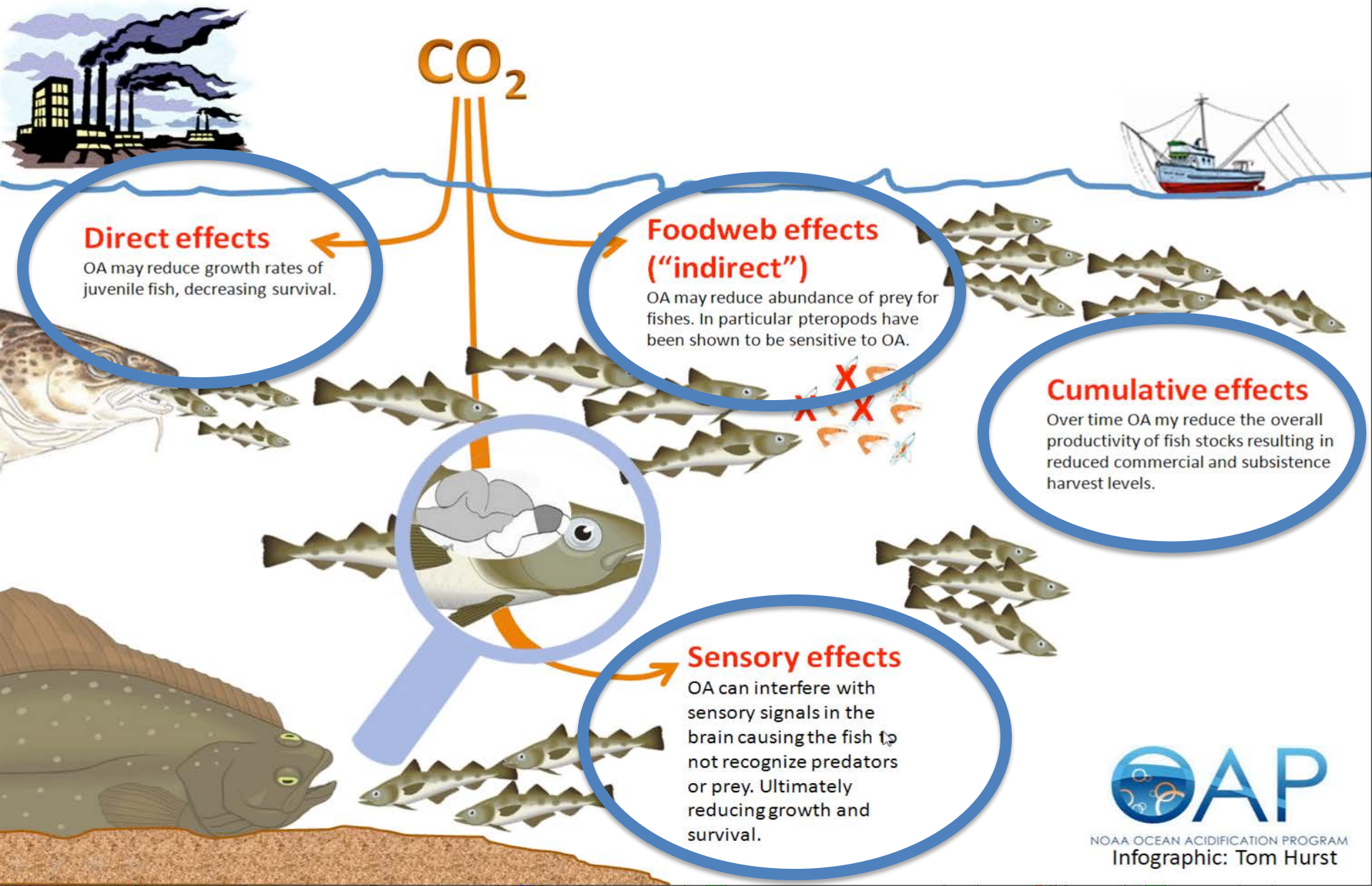
J.T. Mathis^{a,b,*}, S.R. Cooley^{c,1,2}, N. Lucey^d, S. Colt^e, J. Ekstrom^f, T. Hurst^{g,h}, C. Hauriⁱ, W. Evans^{a,b}, J.N. Cross^{a,b}, R.A. Feely^a

Observing Network



2015 – 2019 NOAA OAP Alaska Monitoring

OA: individual and ecosystem response



Direct effects

OA may reduce growth rates of juvenile fish, decreasing survival.

Foodweb effects ("indirect")

OA may reduce abundance of prey for fishes. In particular pteropods have been shown to be sensitive to OA.

Cumulative effects

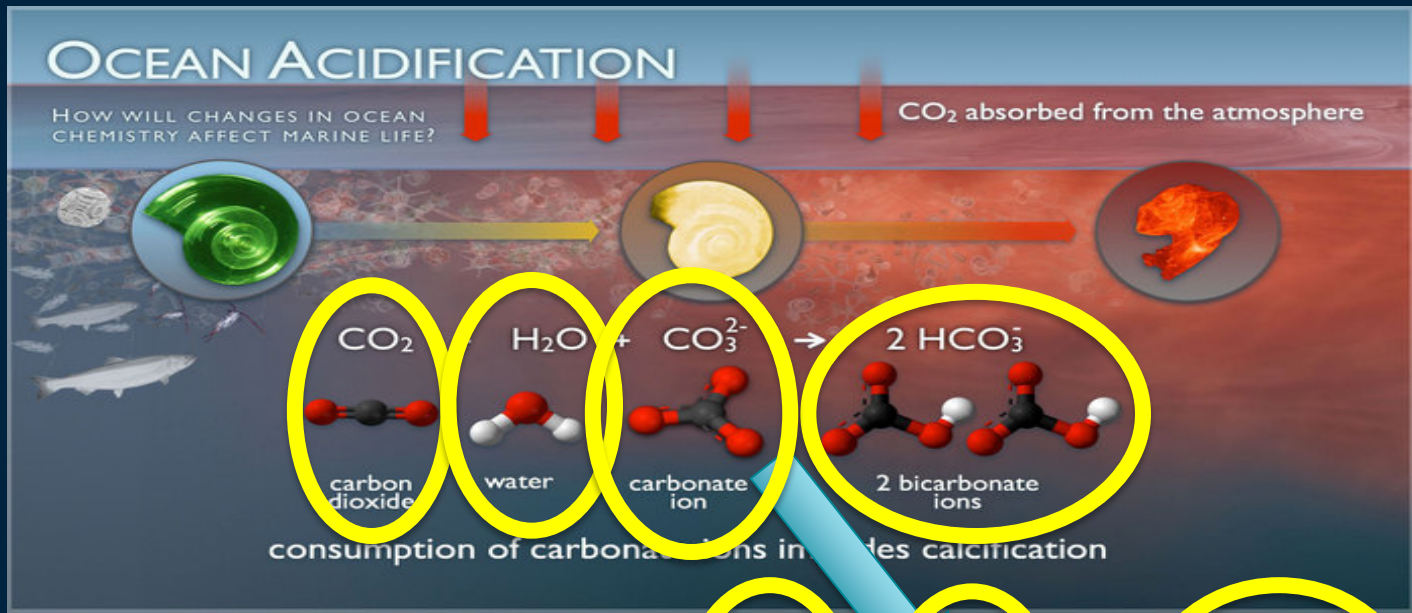
Over time OA may reduce the overall productivity of fish stocks resulting in reduced commercial and subsistence harvest levels.

Sensory effects

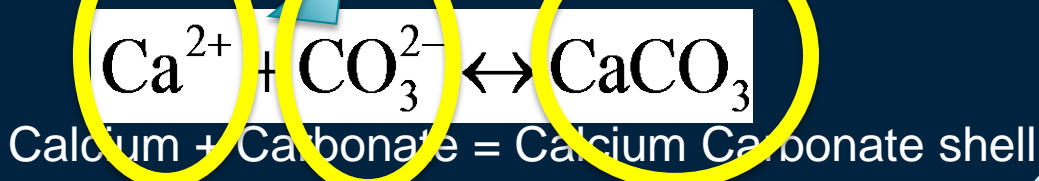
OA can interfere with sensory signals in the brain causing the fish to not recognize predators or prey. Ultimately reducing growth and survival.



Ocean Acidification: effects on crab?



Shellfish and corals *need* carbonate (inorganic carbonate)



- Changes found in many calcifying organisms
- Changes in respiration rate
 - Changes in aerobic metabolism
 - Greater energy in shell maintenance
 - Less energy in reproduction and growth
 - Changes in stress tolerance

Framework to assess climate change and OA

Organismal (individual tolerance), population, and ecosystem level response



Experiments: (2010-2019)

- Red king crab
- Southern Tanner crab
- Golden king crab
- Snow crab


Life Stages: oocyte, embryo, larvae, juvenile

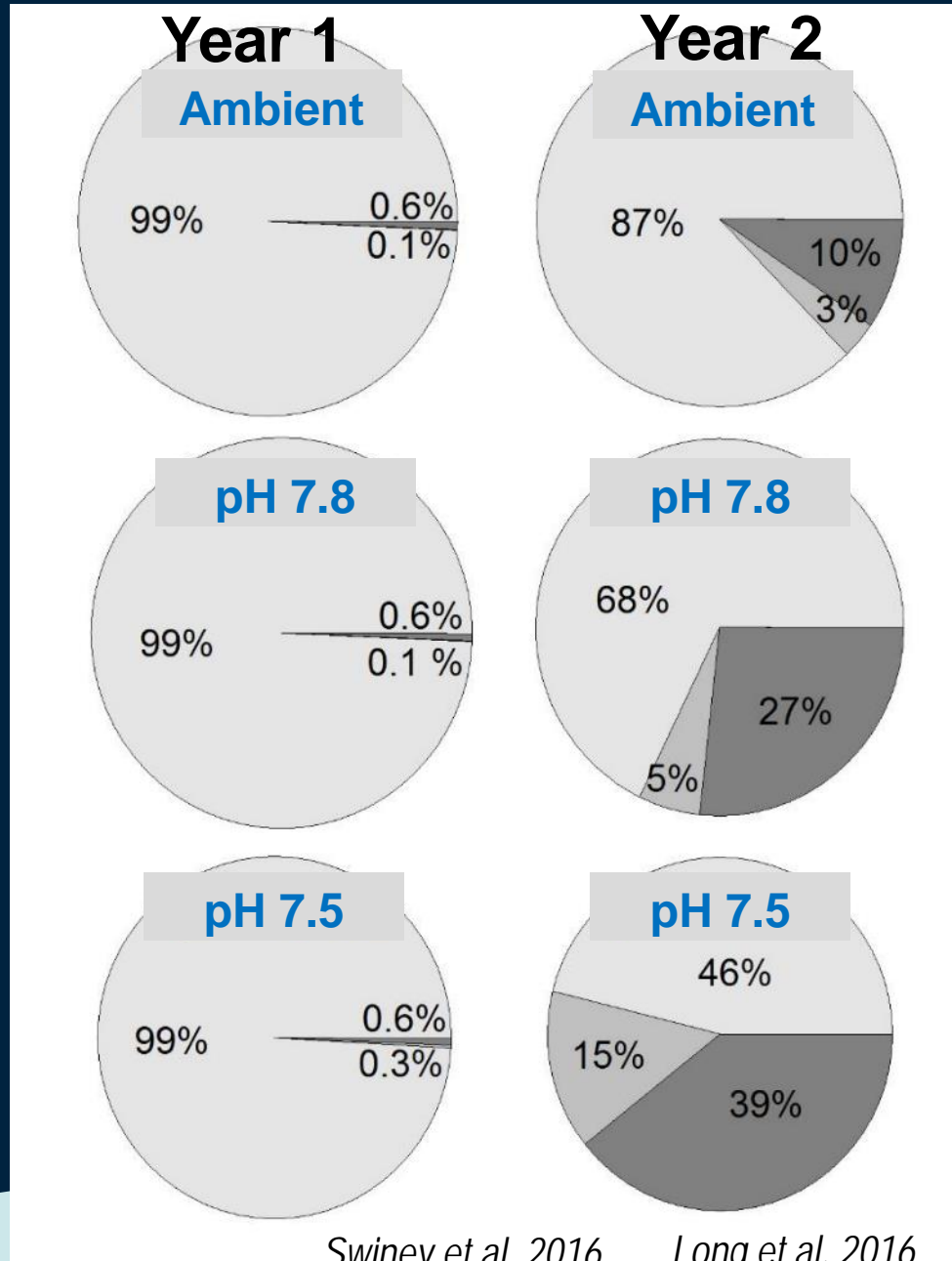
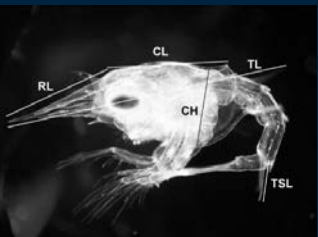
Response variables Survival, fecundity, morphometrics, growth, calcification, hemocyte function, genetics (protein expression), and mechanics.



Tanner crab larvae hatching success

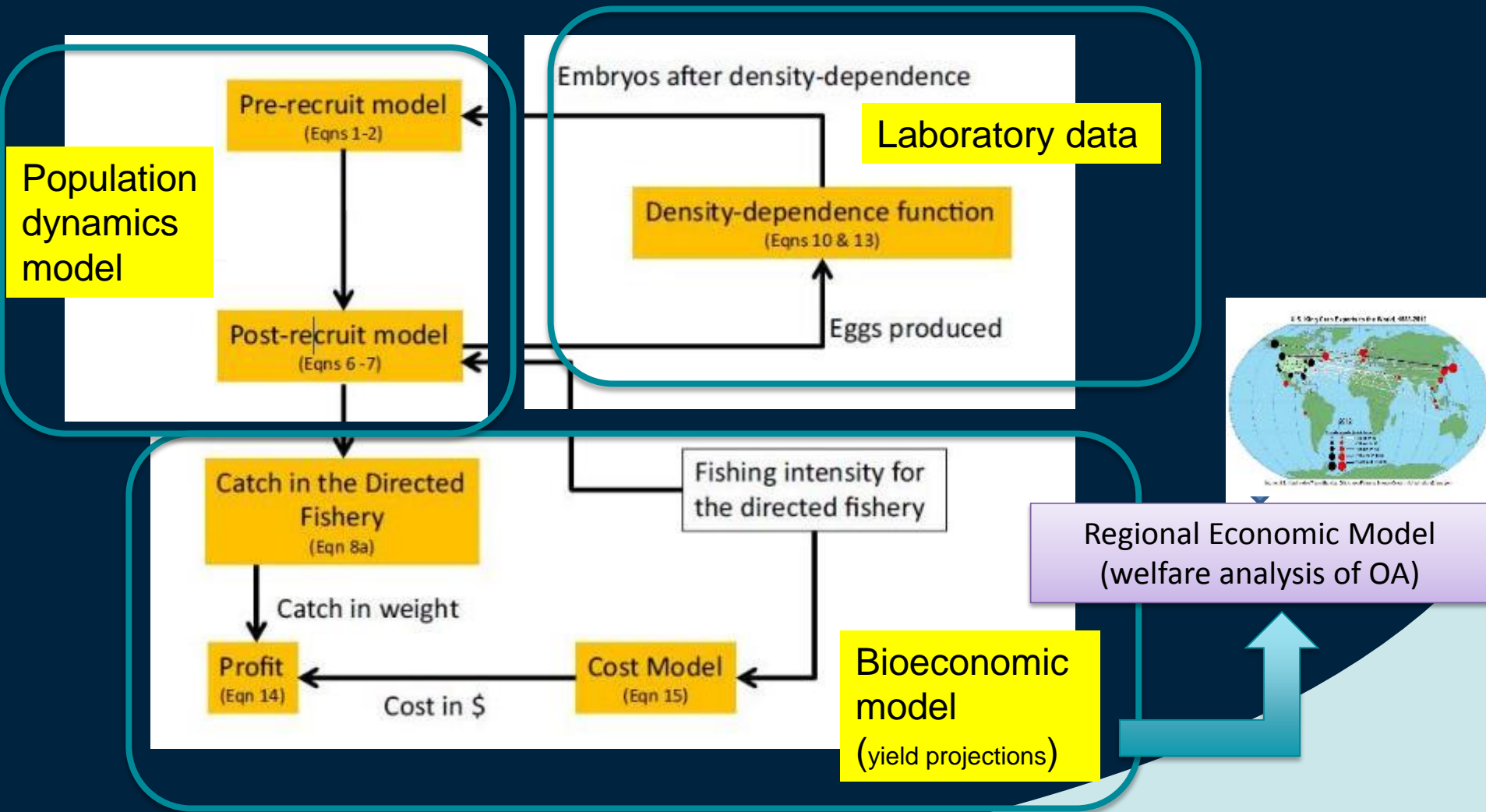
- Hatching success lower in year 2 than year 1 - **carryover effect**
- Larvae 10% smaller in pH 7.5
- Larvae that survived lived longer in year 2 (**acclimation?**)
 - **Decreased metabolism OR higher energy reserves**
- **Adaptation** due to variable environment?

- 
 - Viable larvae hatched
 - Non-viable hatched larvae
 - Eggs that did not hatch



Forecasting fisheries population effects

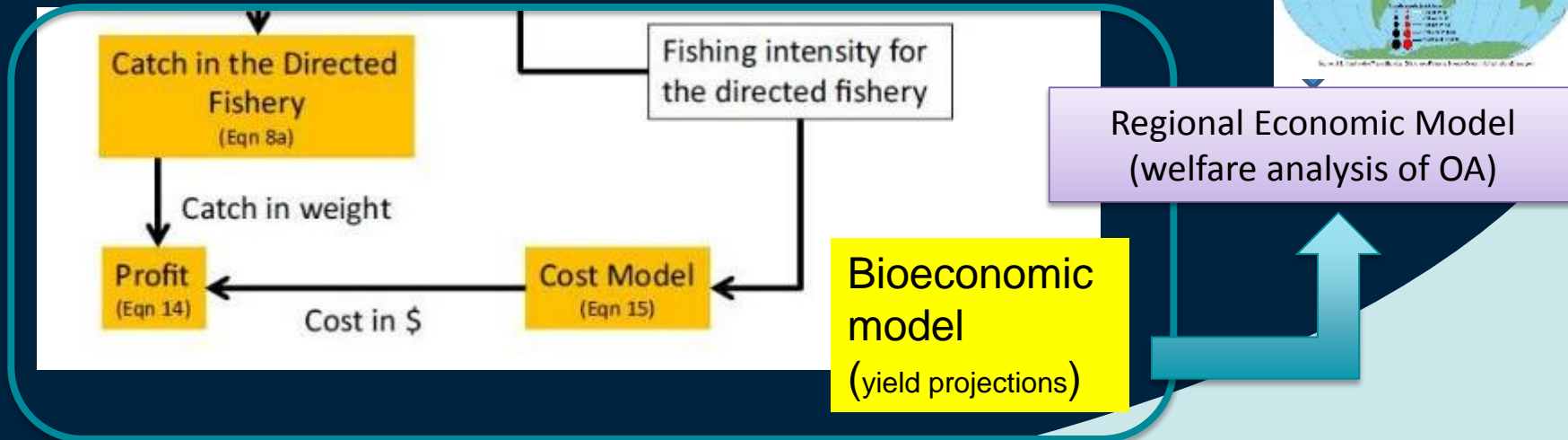
Experimental results were used to inform population and economics models



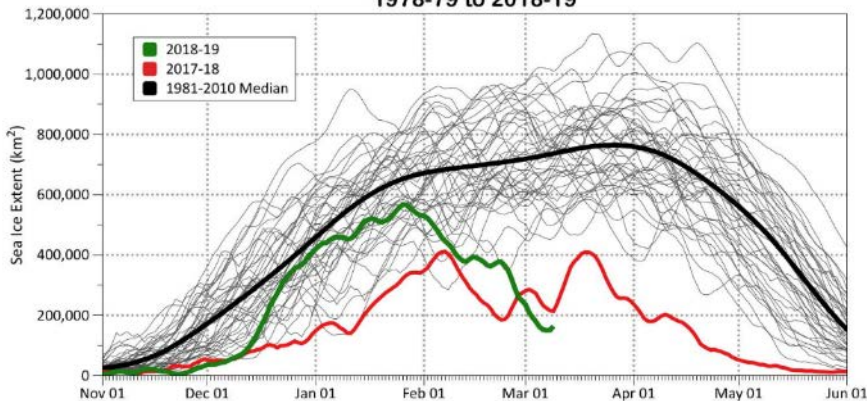
Forecasting fisheries population effects

Experimental results were used to inform population and economics models

- Proportion larvae hatching that survive to juvenile stage C8 could decline by 25% over 100 y.
- >50% decrease in catch and profits within 20 years
- Only significant when oocyte development is included in survival estimates
- \$500 million - \$1 billion welfare loss to Alaska households



Bering Sea Daily Ice Extent 1978-79 to 2018-19



Data source: NSIDC Sea Ice Index, Version 3
Graphic by Rick Thaman, @AlaskaWx
Updated through March 09, 2019



Commercial Fisheries

- Northward migration due to loss of cold pool: pollock abundance up 5,640%, Pacific cod up 2,060% in northeastern Bering Sea (since 2010)
- \$1.7B first-wholesale value on pollock and cod stocks
- Changes in sea-ice affect operational costs in Bering Sea crab fisheries



Subsistence Fisheries

- Crab fisheries conducted on the ice largely failed in 2019 due to poor sea ice condition
- Sea ice quality (not just extent) important factor in the future
- Local communities are having to adapt to reduced access to resources due to changes in sea ice conditions

Protected Resources

- Migration: Humpback, fin, killer, and minke whales and harbor porpoise numbers increasing in Chukchi Sea

Ecosystem Services

- Arctic cod larval biomass changing: high during anomalous warming of spring and summer sea surface temperatures
- Changes in the base of the food chain: large copepod and capelin biomass decrease in northeastern and southeastern Bering Sea as temperature increases

Fisheries Management

- Management of cod and pollock stocks must now consider migration
- Arctic fisheries management plan limits commercial fishing

ANCHORAGE DAILY NEWS 2 NEWS KTUU



Capital Weather Gang
'Fallen off a cliff': Scientists have never observed so little ice in Bering Sea in spring
 By Jason Samenow | Email the author
 May 3



Energy and Environment
Temperatures in the Arctic are skyrocketing – for the third time this winter
 By Chelsea Harvey | Email the author
 February 10

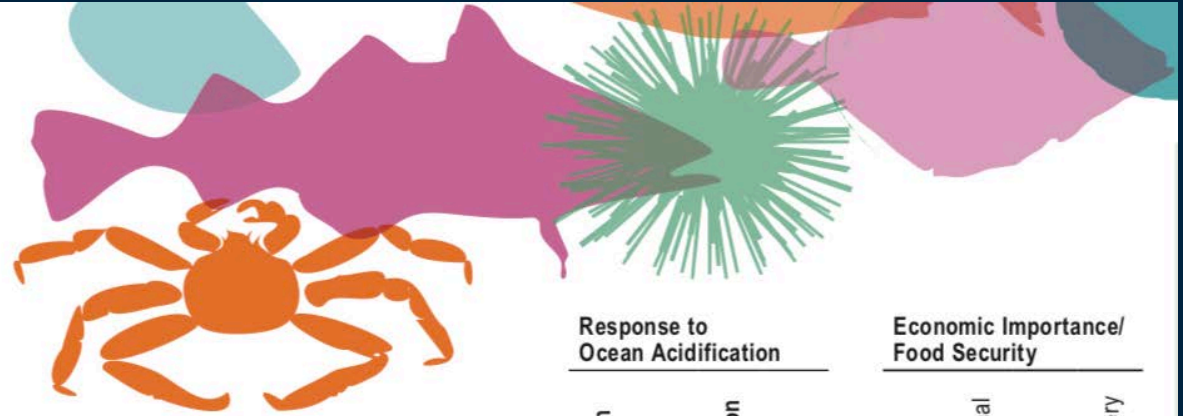


Capital Weather Gang
Another extreme heat wave strikes the North Pole
 By Jason Samenow | Email the author
 May 7 at 3:19 PM

Take Home

- OA is already impacting Alaskan coastal areas!
- Southeast and Southwest Alaska face the highest risk from OA
- As human CO₂ emissions rise, **Ocean Acidification will get worse.**
- Can We Adapt?
 - Manage to allow species specific adaptation
 - Diversify economies in high and moderate risk regions
 - Communicate with coastal communities
 - Increase access to alternative sources of protein
 - Reduce other environmental stressors

What we know so far about species response



Resident marine species	Response to Ocean Acidification				Economic Importance/ Food Security			
	Calcification	Growth	Reproduction	Survival	Commercial	Sport/personal	Subsistence	Closed Fishery
- Southern Tanner crab	↓	↓	↓	↓	●	●	●	◐
- Red king crab	↓	↑	↓	↓	●	●	●	◐
- Pink salmon*	N/A	↓	↓		●	●	●	
- Dungeness crab*	U	↓	—	↓	●	●	●	
- Blue king crab		↓	U	↓	●		●	◐
- Northern rock sole*	N/A	↓	U	↓	●		●	
- Walleye pollock*	N/A	—	U	—	●		●	
- Northern shrimp*	U	↓	U	↓	●		●	
- Pteropod*	↓	↓	U	U				
- Baltic clam*	↓	↓	↓	↓		●	●	
- Pinto abalone* (endangered)	U	U	U	↓				●
- Common cockle*	↓	↓	U	U		●	●	
- Red sea urchin*	U	U	↓	U			●	

*Non-Alaska populations studied

KEY: ↑ Increase ↓ Decrease — Equilibrium N/A Not applicable U Unknown ◐ Only certain populations

Resident Alaska species whose responses to OA have not been studied

Top Commercial Value

Pacific Cod
Sockeye Salmon
Snow crab
Pink salmon
Pacific halibut
Sablefish
Chum salmon
Atka mackerel
Yellowfin sole
Pacific rockfish
Chinook salmon
Coho salmon
Rock sole
Rockfishes
Pacific herring

Highest biomass in bottom trawl surveys

Pacific ocean perch
Giant grenadier
Atka mackerel
Pacific sleeper shark
Salmon shark
Yellowfin sole
Redstripe rockfish
Canary rockfish
White sea urchin
Arrowtooth flounder
Pacific hake
Shortaker rockfish
Clonal plumose anemone
Sharpshin rockfish
Silvergray rockfish

Other important species

Broad whitefish
Capelin
Crescent gunnel
Dolly varden
Longfin smelt
Ninespine stickleback
Pacific sand lance
Rainbow smelt
Threespine stickleback
Sidestriped shrimp

Tipping points in a changing ocean: bio-economics, adaptation, and Alaska's salmon fisheries



W UNIVERSITY of WASHINGTON

UAA Institute of Social and Economic Research
UNIVERSITY of ALASKA ANCHORAGE

NOAA Northwest Fisheries Science Center
NATIONAL OCEANIC AND ATMOSPHERIC ADMINISTRATION
U.S. DEPARTMENT OF COMMERCE

UAF COLLEGE OF FISHERIES AND OCEAN SCIENCES
University of Alaska Fairbanks

UNIVERSITY of WYOMING

NOAA FISHERIES
NATIONAL OCEANIC AND ATMOSPHERIC ADMINISTRATION
ALASKA FISHERIES SCIENCE CENTER

Meridian Institute
Connecting People to Solve Problems

AOOS
Alaska Ocean Observing System

USGS
science for a changing world



With generous support from:



NOAA OCEAN ACIDIFICATION PROGRAM

Existing salmon research

Pink – seawater entry (Ou et al. 2015)



Growth ↓
Yolk-to-tissue conversion ↓
Oxygen uptake ↓
Reduced sense of smell ↓
Behavior and anxiety ↓

Coho – ocean phase (Williams et al. 2018)

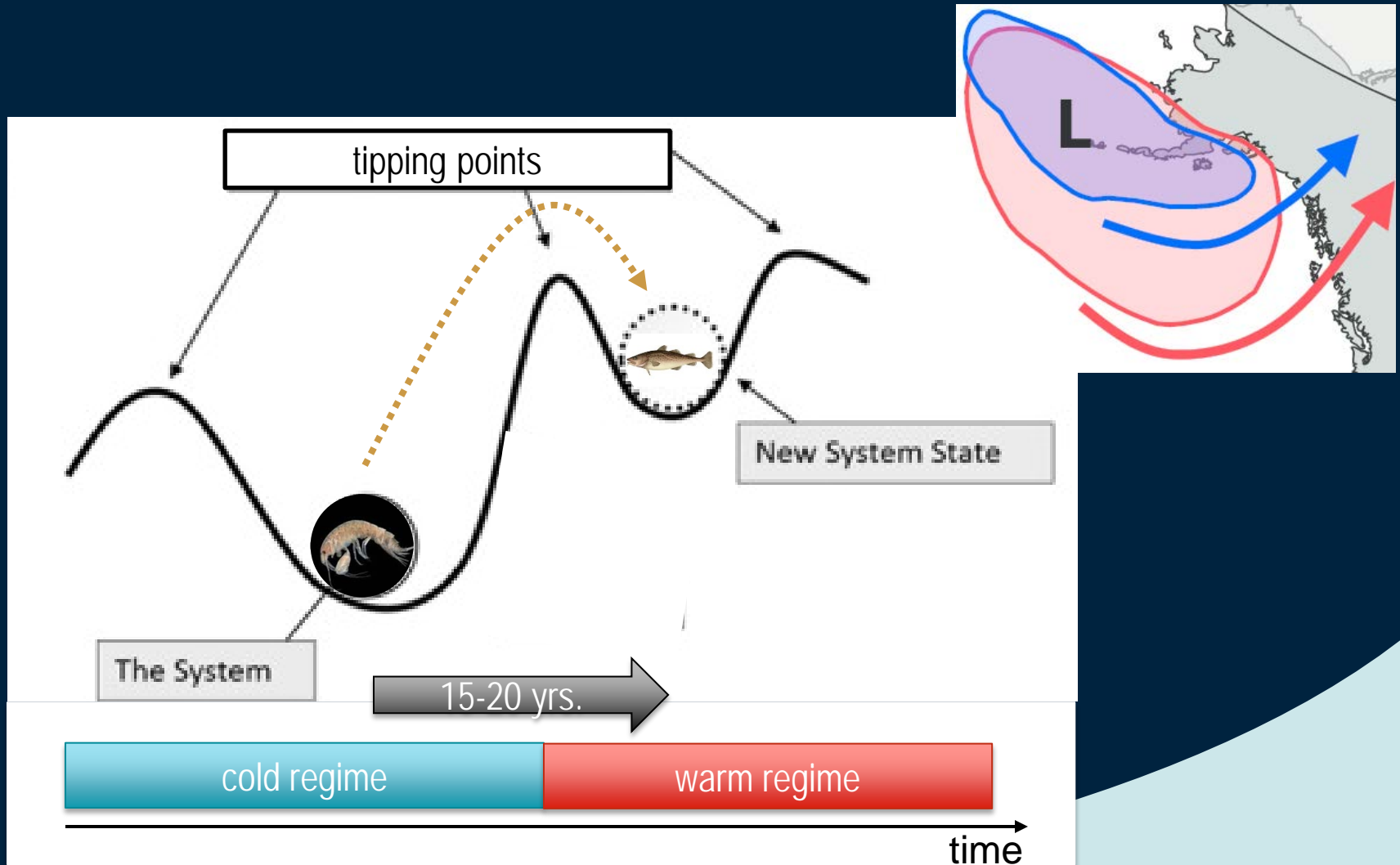


Growth ↓
Neural function ↓
Navigation ↓
Predator avoidance ↓

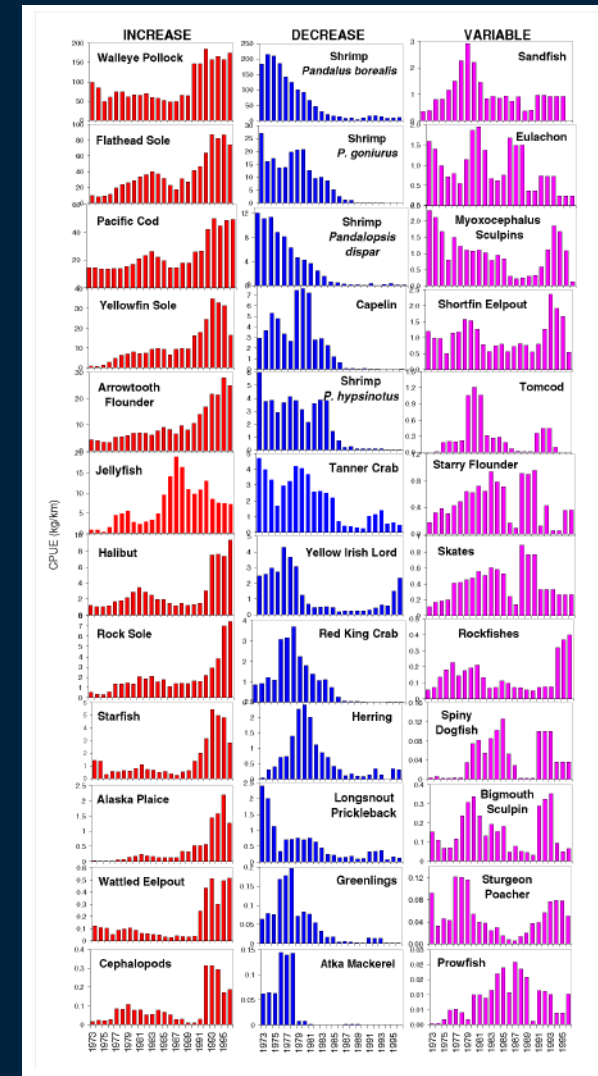
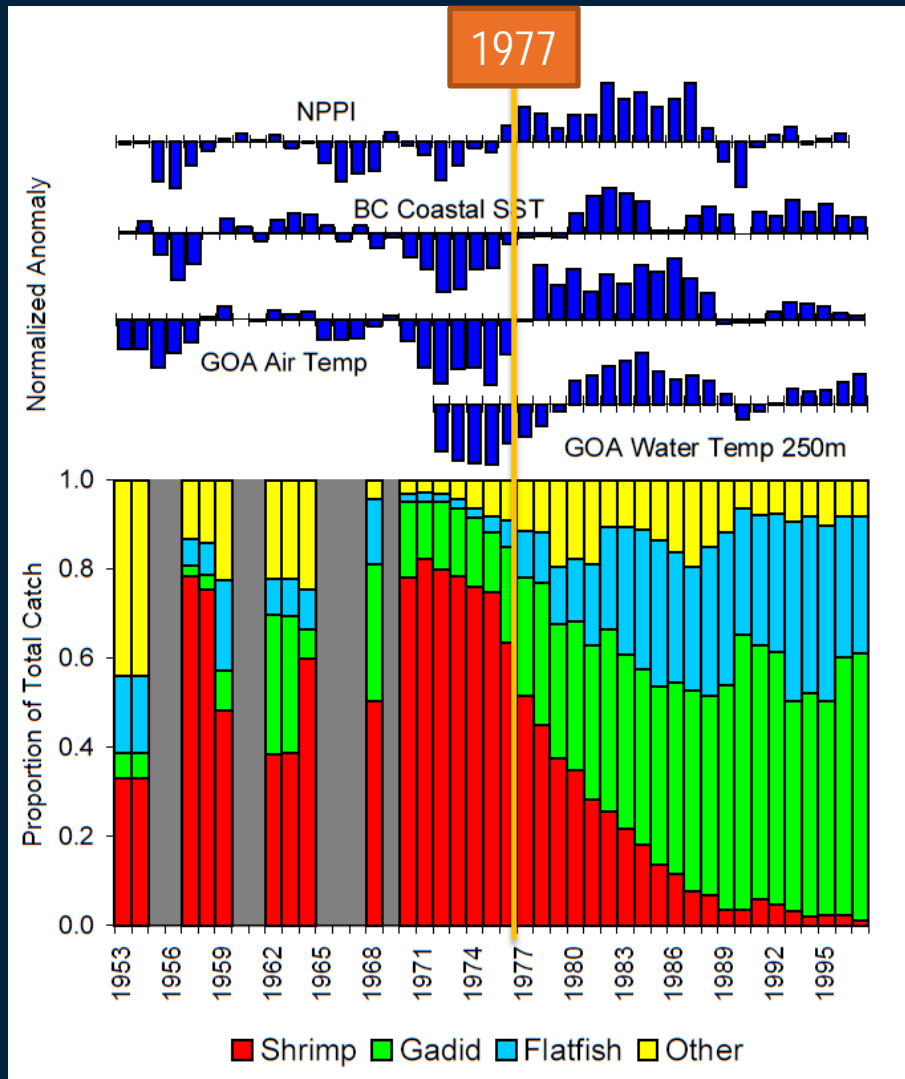
Research objectives

- Identify and synthesize Gulf of Alaska tipping points
- Learn about salmon growth under future ocean conditions
- Develop model to inform response
- Engage salmon stakeholders and decision makers
- Communicate results

Crossing environmental tipping points: Gulf of Alaska example

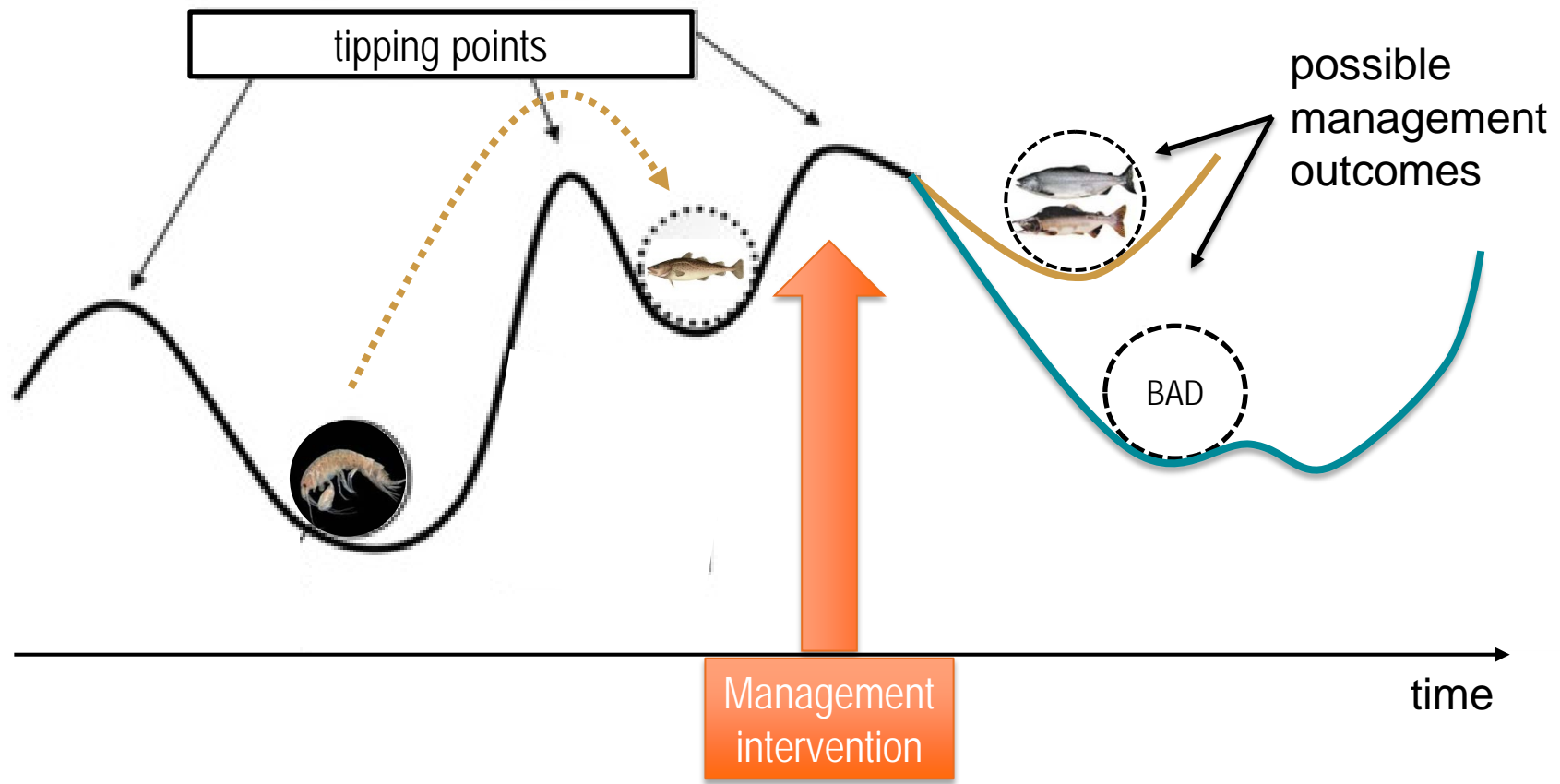


Crossing environmental tipping points



Source: Anderson and Piatt, 1999

Adapting to environmental tipping points



Adapting to environmental tipping points

Possibility for

- Abrupt and irreversible shift
- Social and economic cost

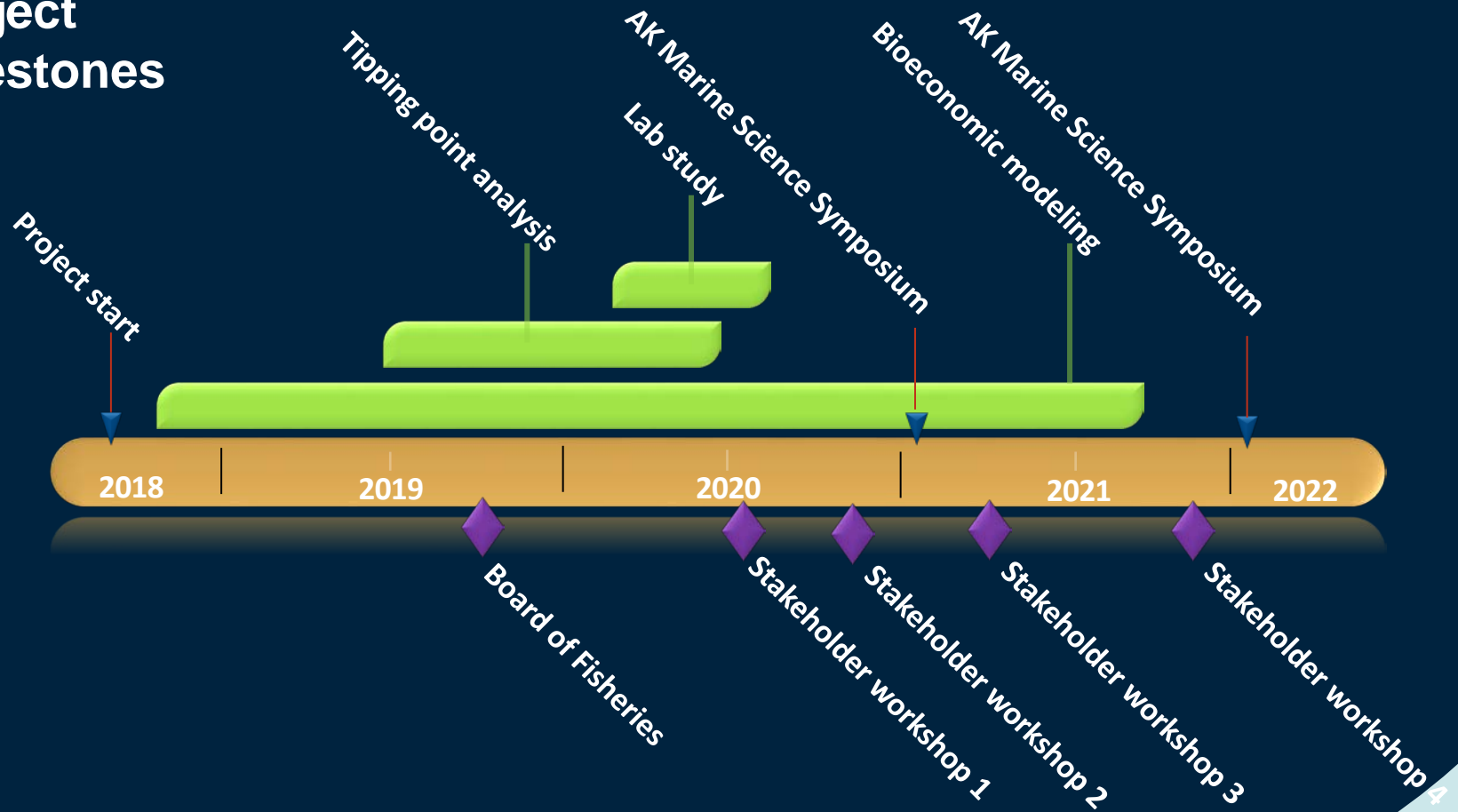
Research questions

- Can we detect tipping points before they happen?
- How should we respond to avoid a bad outcome?

Goals

- Collaborate with and inform salmon management
- With stakeholders, identify adaptation alternatives

Project Milestones



Stakeholder engagement

Beyond Research and Modeling

Enable adaptation

- Within existing governance structure
- Identify barriers, gaps, and options for adaptation

Engage affected fisheries stakeholders

- Steering committee (3 members)
 - Help design stakeholder engagement
 - Ensure research remains relevant
- Fisheries participatory group (9 members)
 - Diverse in interest, perspectives, fishery

Communicate results

- Synthesize existing and new research on project website
- Share research results through local radio shows and other channels
- Present research at conferences (Alaska Marine Science Symposium)
- Design OA exhibit at AK SeaLife Center